



# Contents

MAYOR'S MESSAGE	3
REPORT FROM CEO	4
OUR MISSION	5
MEASURING OUR PERFORMANCE	6
NATIONAL COMPETITION STATEMENT	14
THE YEAR AHEAD	15
ADMINISTRATION & COMMUNITY SERVICES DIVISION	16
ENGINEERING AND WORKS DIVISION	32
PLANNING AND DEVELOPMENT DIVISION	42
FINANCE & CORPORATE SERVICES DIVISION	52
ANNUAL FINANCIAL STATEMENTS (CONCISE VERSION)	59



# Mayor's Message

I am pleased to provide this, my third annual report statement, to the ratepayers and residents of the City of Cockburn. The year under review saw the landscape of Cockburn continue to change with new homes being built and business parks and industry experiencing sound growth.

A renewed focus on increased local content for major resource projects provided a further catalyst for skills development and job growth while increasing confidence for further investment in our State and the Western Trade Coast.

Outcomes from the City's Plan for the District saw the opening of the Coolbellup Community Hub in August 2010. This provided an immediate improvement in the delivery of services to the residents of Coolbellup and surrounding suburbs. Projects such as the Coogee Beach Surf Life Saving Club and Community Facility, Emergency Services Headquarters and Integrated Health and Community Facility are well-advanced in terms of construction work, starting later this year.

Arts, craft, theatre, history, heritage and cultural activities continued to provide a wealth of opportunities for people of all ages and abilities while the Cockburn Seniors Centre and Cockburn Youth Centre continued to grow in terms of membership and activities. The Summer of Fun was an outstanding success with the concerts, Cockburn Idol competition, Coogee Beach Festival, Hello Baby, Teddy Bears' Picnic and other events all showcasing an exciting range of family-oriented fun and adventure. The City's libraries, Cockburn Wetlands Education Centre and Azelia Ley Homestead Museum provided an exciting range of activities with the school holiday programs being well-received.

In May 2011, the City adopted its Reconciliation Action Plan that aims to close the gap between Aboriginal and Torres Strait Islander people and other Australians. Congratulations go to the City's Aboriginal Reference Group members and others who ensured the development of a well-defined action plan. A booklet titled *Beeljar Boodjar* was also released, providing an introduction to Aboriginal history in the district. The booklet provides a starting point for further research, publication and promotion of our rich Aboriginal culture and heritage.

The continued promotion and practical application of sustainability within our community remained a high priority with practical and innovative examples of protecting the environment and reducing our carbon footprint being demonstrated. The City was the recipient of several awards, including a national award for its work in climate change and sustainability and two local government TravelSmart Awards.

Local government reform remains a topic of interest with the State Government appointing a high-level independent panel in June 2011 to examine the social, economic and environmental challenges facing Perth. The panel will be responsible for recommending to the government appropriate boundaries and governance models for the Perth metropolitan area by June 2012, following engagement with the Perth community, local governments, peak bodies and government agencies and departments.

In closing, I thank the elected members, executive group, other members of staff, our volunteers and the community that is Cockburn for the achievements made throughout the year to ensure Cockburn continues to be the place of choice to live, work, visit and invest for an ever-increasing number of people.



Logan K Howlett, JP  
MAYOR

# Report of the Chief Executive Officer

The 2010-11 financial year has seen the City reach a number of milestones with a population of now more than 90,000 residents and the number of people working in the City exceeding 31,000. While there have been mixed results for parts of the Australian economy, the fundamentals of our local economy are robust. Population growth continued at around 3% which, although slightly lower than previous years, is in line with the long-run average for the past decade. This trend is expected to continue well into the next decade.

As more people have chosen to make Cockburn home, the City's planning team has worked diligently on the many amendments to our Town Planning Scheme needed to house future residents. Work has continued on the detailed planning for the Cockburn Coast and Muriel Court and Packham precincts, which will provide for 15,000 additional residents over the next decade. With the recent finalisation of the *Directions 2031 Strategy*, the State's blueprint for the metropolitan area, a potential new area for residential development within the Banjup area has also been identified for investigation. These projects, together with already approved residential estates, will probably see the City's ultimate population tip the 140,000 mark.

While making room for more residents within the City is important, continuing to make Cockburn a "liveable" City has been another high priority. Following the adoption of the City's Age Friendly Strategy in 2009, which in 2010 won the Bendigo Bank's award for Active Ageing Leadership, the Council adopted a Children's Services Strategy in 2010 and recently adopted a Youth Services Strategy. These plans will complement the work underway through the Sports and Recreation Facilities Strategy (2009) and Plan for the District 2010-2020. Each of these plans will help guide how the City provides services to key demographic groups, as well as where and when new community infrastructure is provided.

Over the past year, the City has continued to invest in new community facilities with \$3 million spent on stage one of a new surf club and beach access area in Coogee. A further \$6 million has been allocated to complete this project by 2012. In the 2011-12 budget, \$10 million has been allocated for a new library in Success and \$1 million allocated for a new sports centre in Hammond Park. The City was also successful in securing a \$1.5 million grant from the Federal Government and a \$1 million self-supporting loan from the State Government, allowing the City to build a new emergency services facility for our local SES and bushfire services by mid-2012.

The City continued to invest in many other infrastructure areas, especially the local road network. Major work has been completed at Russell Road with duplication of the road through to the freeway to be completed during 2011. Construction of a new section of Spearwood Avenue through Bibra Lake will also be completed in late 2011. The City's engineering team is working with Main Roads WA on design options for a new bridge at North Lake Road, which may provide additional access to Kwinana Freeway. Expansion of Beeliar Drive, adjacent to Cockburn Gateway Shopping City, to six lanes and duplication of that road down to Yangebup has also been approved to begin in 2012, ultimately reducing congestion and traffic times.

With this development, we must be mindful of our responsibility to manage the environment for future generations. In 2011, the City won a National Local Government Award for its work on climate change and sustainability. Earlier in the year the City's efforts for renewable energy planning were also recognised with an award from the Sustainable Energy Association of WA. Having pioneered a weekly recycling collection service for residents at the start of 2011, the City is proud of its many achievements with sustainability – but knows it must continue to do more.

Cockburn's reputation for innovation and action is continuing to grow. Our aim is to *"make the City the best place to live, work and visit in the Perth metropolitan area"* so present and future generations of people who live and work here will be proud to call the City their home.



Stephen Cain  
Chief Executive Officer

## Our Mission

Our mission is to make the City of Cockburn the most attractive place to live, work and visit in the Perth metropolitan area.

The Corporate Strategic Plan identifies seven vision statements and each has a set of complementary objectives for achieving our mission. They have the most influence on steering our development:

- D** Demographics Planning
- I** Infrastructure Development
- LI** Lifestyles and Aspirations Achievement
- G** Governance Excellence
- E** Employment and Economic Development
- N** Natural Environment Management
- T** Transport Optimisation

These factors take into account our planned population growth and the diverse social needs of our residents, the support required for the business community and growth of educational opportunities and a requirement to conserve and preserve our natural resources while providing good community leadership and stewardship. These developmental factors were identified as those that would most influence the development of the City and are included in the Council's Plan for the Future of the District 2010-2020, adopted in June 2010.

# Measuring Our Performance

Initiative Outcome	Service Commitments	Measurements of Success															
Demographic Planning	<p>To ensure the planning of the City is based on an approach that has the potential to achieve high levels of convenience and prosperity for its citizens.</p> <p>To ensure development will enhance the levels of amenity currently enjoyed by the community.</p>	<p>Business Plan – Council will adopt an annual Business Plan. Adopted June 2011.</p> <p>Processing Times for Planning and Building - Average processing times for building and planning applications will be reported in the Annual Report against statutory and Council targets.</p> <table border="1"> <thead> <tr> <th></th> <th>ACTUAL</th> <th>TARGET</th> </tr> </thead> <tbody> <tr> <td>Planning</td> <td>46 Days</td> <td>28 Days</td> </tr> <tr> <td>Building</td> <td>33 Days</td> <td>25 Days</td> </tr> </tbody> </table> <p>Demographic Data – The City will publish data on the annual growth rate and social composition of our Community in its Annual Report. See table Page 13.</p> <p>Ratepayer/Resident Satisfaction – Community satisfaction with Planning Services and Neighbourhood Amenity to be reported in the Annual Report and meet Council's targets.</p> <table border="1"> <thead> <tr> <th></th> <th>ACTUAL</th> <th>TARGET</th> </tr> </thead> <tbody> <tr> <td></td> <td>67%</td> <td>70%</td> </tr> </tbody> </table>		ACTUAL	TARGET	Planning	46 Days	28 Days	Building	33 Days	25 Days		ACTUAL	TARGET		67%	70%
	ACTUAL	TARGET															
Planning	46 Days	28 Days															
Building	33 Days	25 Days															
	ACTUAL	TARGET															
	67%	70%															

Initiative Outcome	Service Commitments	Measurements of Success														
<p>Infrastructure Development</p>	<p>To construct and maintain community facilities that meet community needs.</p> <p>To construct and maintain parks and bushland reserves that are convenient and safe for public use, and do not compromise environmental management.</p> <p>To provide an appropriate range of recreation areas that meet the needs of all age groups within the community.</p>	<p>Plan for the District – Adopted in June 2010. This Plan will be adopted by Council and updated every two years. [To meet the requirement of s5.56 of the Local Govt Act]</p> <p>Land and Investment Strategy – Annual activities to develop and expand the City’s investment activities will be detailed in the Annual Business Plan.</p> <p>Asset Management – Council adopted management policy May 2007 and provides details of projects, expenditure and targets in the Annual Business Plan.</p> <p>Customer Satisfaction – An annual survey of regular facility users will be undertaken to determine customer satisfaction.</p> <table data-bbox="837 907 1412 1131"> <tr> <td>Festival and Events</td> <td>77%</td> </tr> <tr> <td>Library Services</td> <td>99%</td> </tr> <tr> <td>Community facilities hire</td> <td>88%</td> </tr> <tr> <td>Sports field hire</td> <td>87%</td> </tr> <tr> <td>Parks and Gardens</td> <td>86%</td> </tr> </table> <p>Ratepayer/Resident Satisfaction – Community satisfaction with Recreation Facility development to be reported in the Annual Report and meet Council’s targets.</p> <table data-bbox="837 1332 1412 1422"> <thead> <tr> <th>ACTUAL</th> <th>TARGET</th> </tr> </thead> <tbody> <tr> <td>79%</td> <td>90%</td> </tr> </tbody> </table>	Festival and Events	77%	Library Services	99%	Community facilities hire	88%	Sports field hire	87%	Parks and Gardens	86%	ACTUAL	TARGET	79%	90%
Festival and Events	77%															
Library Services	99%															
Community facilities hire	88%															
Sports field hire	87%															
Parks and Gardens	86%															
ACTUAL	TARGET															
79%	90%															

Initiative Outcome	Service Commitments	Measurements of Success																											
<p>Lifestyle and Aspiration Achievement</p>	<p>To foster a sense of community spirit within the district generally and neighbourhoods in particular.</p> <p>To facilitate and provide an optimum range of community services and events.</p> <p>To deliver our services and to manage resources in a way that is cost effective without compromising quality.</p> <p>To conserve the character and historic value of the human and built environment.</p> <p>To identify community needs, aspirations, expectations and priorities for services that are required to meet the changing demographics of the district.</p>	<p>Community Development Strategy Survey – The conduct of a triennial survey of community aspirations and desires to guide development of the City. To be next conducted in May 2014.</p> <p>Community Events Participation – Details of events and the number of residents participating in the City’s Summer Events programs is to be reported in the Annual Report. Attendance 10/11 financial year was 35,520 people.</p> <p>Services Program – Details of development of the City’s services are to be included in the Plan for the District. See Plan for the District – June 2010.</p> <p>Community Safety – Details of the community safety program are to be reported on the Council website and customer satisfaction measured and reported in the Annual Report.</p> <table border="1" data-bbox="794 958 1394 1048"> <thead> <tr> <th></th> <th>ACTUAL</th> <th>TARGET</th> </tr> </thead> <tbody> <tr> <td></td> <td>69%</td> <td>80%</td> </tr> </tbody> </table> <p>Greening Program – The City’s Greening Plan is to be reviewed biennially and incorporate all “greening” activities (parks, road reserves, sumps &amp; streetscapes). Details of the plan are to be reported in the Annual Business Plan. To be reviewed 2010/11.</p> <p>Ratepayer/Resident Satisfaction – Community satisfaction for Community Services provision to be reported in the Annual Report and meet Council’s targets.</p> <table border="1" data-bbox="794 1496 1394 1803"> <thead> <tr> <th></th> <th>ACTUAL</th> <th>TARGET</th> </tr> </thead> <tbody> <tr> <td>Youth</td> <td>70%</td> <td>75%</td> </tr> <tr> <td>Seniors</td> <td>72%</td> <td>75%</td> </tr> <tr> <td>Disabilities</td> <td>71%</td> <td>75%</td> </tr> <tr> <td>Animal Control</td> <td>62%</td> <td>80%</td> </tr> <tr> <td>Bushfire Control</td> <td>76%</td> <td>90%</td> </tr> <tr> <td>Customer Service</td> <td>72%</td> <td>80%</td> </tr> </tbody> </table>		ACTUAL	TARGET		69%	80%		ACTUAL	TARGET	Youth	70%	75%	Seniors	72%	75%	Disabilities	71%	75%	Animal Control	62%	80%	Bushfire Control	76%	90%	Customer Service	72%	80%
	ACTUAL	TARGET																											
	69%	80%																											
	ACTUAL	TARGET																											
Youth	70%	75%																											
Seniors	72%	75%																											
Disabilities	71%	75%																											
Animal Control	62%	80%																											
Bushfire Control	76%	90%																											
Customer Service	72%	80%																											

Initiative Outcome	Service Commitments	Measurements of Success									
<p>Governance Excellence</p>	<p>To conduct Council business in open public forums and to manage Council affairs by employing publicly accountable practices.</p> <p>To provide effective monitoring and regulatory services that administer relevant legislation and local laws in a fair and impartial way.</p> <p>To maintain a professional, well-trained and healthy workforce that is responsive to the community's needs.</p> <p>To maximise use of technology that contributes to the efficient delivery of Council's services.</p> <p>To develop and maintain a financially sustainable City.</p>	<p>Information Accessibility – The City is to provide access to all Council plans, policies and other important documents available online to the community. Refer to Council website: <a href="http://www.cockburn.wa.gov.au">www.cockburn.wa.gov.au</a></p> <p>Community Communications – Strategies and policies are to be reviewed annually to encourage greater community awareness, and participation in the City's affairs. Communication Strategy completed in December 2006. To be reviewed in 2012.</p> <p>Budget Management – A mid-year progress report on achievement of the Annual Business Plan is to be presented to Council. Plan was reviewed in February 2011.</p> <p>Financial Reserves – The Financial Reserves development strategy is to be reviewed annually with targets and achievement of performance measures to be reported in the Business Plan and Annual Report. See Financial Statements.</p> <p>Ratepayer/Resident Satisfaction – Community satisfaction with governance oversight and community consultation are to be reported in the Annual Report and meet Council's targets.</p> <table border="1" data-bbox="831 1218 1425 1346"> <thead> <tr> <th></th> <th>ACTUAL</th> <th>TARGET</th> </tr> </thead> <tbody> <tr> <td>Governance</td> <td>58%</td> <td>70%</td> </tr> <tr> <td>Consultation</td> <td>53%</td> <td>70%</td> </tr> </tbody> </table>		ACTUAL	TARGET	Governance	58%	70%	Consultation	53%	70%
	ACTUAL	TARGET									
Governance	58%	70%									
Consultation	53%	70%									

Initiative Outcome	Service Commitments	Measurements of Success
<p>Employment and Economic Development</p>	<p>To plan and promote economic development that encourages business opportunities within the City.</p> <p>To pursue high value employment opportunities for our residents.</p> <p>To encourage development of educational institutions that provides a range of learning opportunities for the community.</p>	<p>Economic Development Strategy – A strategy is to be adopted by Council and reviewed annually. To be adopted in 2012.</p> <p>Regional Economic Profile – The regional profile for the South West metropolitan area is to include comprehensive information on the City, updated annually and be available on-line.</p> <p>Information available on South West Group website: <a href="http://www.southwestgroup.com.au">www.southwestgroup.com.au</a></p> <p>Regional Forums – The major regional forums, WALGA South Metropolitan Zone, South West Group, Melville Cockburn Chamber of Commerce and South West Corridor Development and Employment Foundation are to be used to promote the City, its businesses and education opportunities.</p> <p>City of Cockburn is represented on each of these organisations.</p>

Initiative Outcome	Service Commitments
--------------------	---------------------

Natural Environmental Management	<p>To conserve, preserve and where required, remediate the quality, extent and uniqueness of the natural environment that exists within the district.</p> <p>To ensure development of the district is undertaken in such a way that the balance between the natural and human environment is maintained.</p> <p>To manage the City’s waste stream to achieve sustainable resource management, in an environmentally acceptable manner.</p>
----------------------------------	--

### Measurements of Success

Natural Area Management Strategy 2010-2020 – This strategy is currently being prepared by Environmental Services which includes a program of regeneration, re-remediation and enhancement works within natural areas. Key Performance Indicators outlined in the plan will be reported annually. To be considered 2011/12.

Contaminated Sites –The Contaminated Sites Management Strategy was reviewed in February 2009. Details of all contaminated sites within the City’s boundaries reported publicly via a State Government website. To be reviewed 2011/12.

Sustainability Measures – The City will incorporate sustainability performance criteria into its decision-making processes. Policy adopted June, 2006.

Coastal Management – Initiatives undertaken over the past year to aid in coastal management and understanding potential threats from climate change (including sea level rise) have included the undertaking of, or participation in:

- Enhancement of our mapping data with accurate ground contour information, to assist with coastal mapping and management;
- Extreme weather event sea level inundation analysis;
- Project-related localised coastal vulnerability study;
- A number of risk assessments and the development of action and adaptation plans by Council of climate change threats, inc. coastal vulnerability;
- Liaison with neighbouring Councils and other stakeholder agencies on a shared vulnerability and risk assessment and adaptation plan study;
- Active knowledge-gathering of latest science and initiatives by Federal, State, Local Government and other agencies and groups on coastal management science and initiatives;
- Emphasis and comments on various planning studies and development proposals in regard to catering for potential climate change effects, including sea level rise.

Waste Strategy – A Waste Management Strategy is to be adopted by Council and the diversion rate of household waste reported in the Annual Report. Completed June 2007.

An annual survey of the community determined the following levels of satisfaction:

Rubbish collection	97%
Recycling services	93%

Ratepayer/Resident satisfaction – Community satisfaction with Natural Environmental management to be reported in the Annual Report and meet Council’s targets.

ACTUAL	TARGET
69%	80%

Initiative Outcome	Service Commitments	Measurements of Success												
<p>Transport Optimisation</p>	<p>To ensure the City develops a transport network that provides maximum utility for its users, while minimising environmental and social impacts.</p> <p>To construct and maintain roads which are convenient and safe for vehicles, cyclists and pedestrians.</p> <p>To achieve provision of an effective public transport system that provides maximum amenity, connectivity and integration for the community.</p>	<p>Transport Network Model – Transport modelling will be undertaken every five years and reported to Council. This information will be used to update the Transport Plan in the Plan for the District. See plan for the district 2010-2020.</p> <p>Lobbying and External Funding – Targets for external funding for road construction are to be included in the Plan for the District, with the success of the City’s lobbying efforts measured by the approved construction programs in the annual Business Plan.</p> <p>Ratepayer/Resident satisfaction – Community satisfaction with roads, footpaths and cycleway maintenance to be reported in the Annual Report and meet Council’s targets.</p> <table border="1" data-bbox="794 922 1394 1102"> <thead> <tr> <th></th> <th>ACTUAL</th> <th>TARGET</th> </tr> </thead> <tbody> <tr> <td>Road Maintenance</td> <td>78%</td> <td>80%</td> </tr> <tr> <td>Footpaths</td> <td>77%</td> <td>80%</td> </tr> <tr> <td>Cycleways</td> <td>77%</td> <td>80%</td> </tr> </tbody> </table>		ACTUAL	TARGET	Road Maintenance	78%	80%	Footpaths	77%	80%	Cycleways	77%	80%
	ACTUAL	TARGET												
Road Maintenance	78%	80%												
Footpaths	77%	80%												
Cycleways	77%	80%												

## Demographic Data

Source – Australian Bureau of Statistics, 2006 Census:  
[www.abs.gov.au/websitedbs/d3310114.nsf/Home/census](http://www.abs.gov.au/websitedbs/d3310114.nsf/Home/census)

Personal Characteristics	Cockburn	% of total persons
Total persons (excluding overseas visitors)	74,472	–
Males	37,052	49.8%
Females	37,420	50.2%
Aboriginal and Torres Strait Islanders)	1,256	1.7%
<b>Age</b>		
Age Groups:	Cockburn	
0-4	5,222	7.0%
5-14	10,736	14.4%
15-24	10,430	14.0%
25-54	33,471	44.9%
55-64	7,119	9.6%
65 years and over	7,493	10.1%
Median age of persons	34	-
<b>Selected Characteristics</b>		
Australian citizenship	63,325	85.0%
Persons born overseas	21,411	28.8%
Overseas visitors (excluded from all other classifications)	515	0.7%
<b>Country of birth (Main responses in selected region)</b>		
Australia	47,950	64.4%
England	5,543	7.4%
Italy	1,679	2.3%
New Zealand	1,483	2.0%
Croatia	1,246	1.7%
Portugal	1,086	1.5%

# National Competition Statement

## The Competition Policy Statement

The Competition Principles Agreement is an intergovernmental agreement between the Commonwealth and state/territory governments that sets out how governments will apply National Competition Policy Principles to public sector organisations within their jurisdiction.

The State Government released a policy statement, effective July 1996, called the Clause 7 Statement, which forms part of the Competition Principles Agreement. The Clause 7 Policy document sets out nominated principles from the agreement that now applies to local government. The provisions of Clause 7 within the Competition Principles Agreement require local governments to report annually on the implementation, application and effects of competition policy.

Competition policy does not require contracting out or competitive tendering. It does not preclude local governments from continuing to subsidise their significant business activities from general revenue, nor does it require privatisation of government functions. It does require local governments to identify their significant business activities and apply competitive disciplines to those businesses practices that compete with private business.

A number of the City's services are exempt from competition policy because it applies only to business activities that generate income in excess of \$200,000 from fee revenue directly generated from external users. Activities undertaken by the City that have previously been considered for market testing, owing to the competitive nature of the service, are:

- South Lake Leisure Centre
- Waste Collection
- Waste Disposal Site

The City has resolved to retain the in-house provision of the leisure centre and its domestic waste collection. Council has awarded approximately 50% of its waste disposal site operation to the private sector.

## Legislative Review

Under the Clause 7 statement of the Competition Principles Agreement, local governments must review their local laws to ensure they do not unnecessarily restrict competition.

Local governments must ensure its local laws do not unnecessarily restrict competition unless it can be demonstrated:

- The benefits of the restriction outweigh the costs to the community.
- The objective of the law can only be achieved through such a restriction.

The City of Cockburn has completed a review of its local laws to ensure compliance with the National Competition Policy.

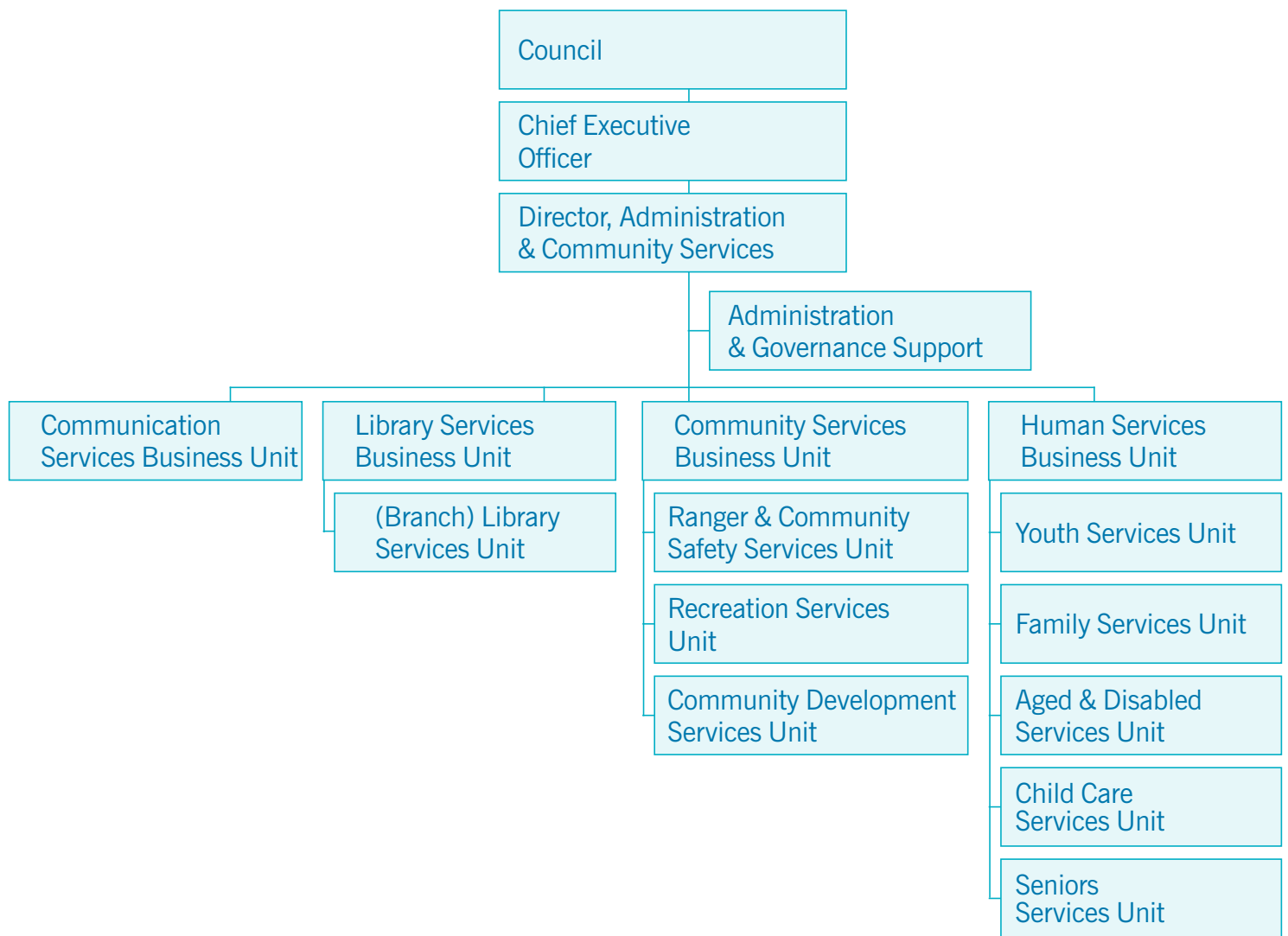
No complaints have been lodged pursuant to Sec. 5.121 of the Local Government Act during the year and, accordingly, no details are required to be entered into the complaints register established for this purpose.



## The Year Ahead

A Plan for the District was adopted by Council in late June 2010 and identified major projects for 2010-11 and beyond. Council will continue to fund these services for the 2011-12 financial year with the following projects of particular note:

- Significant expenditure will see the start of work on a surf club and community facilities at Coogee Beach.
- Work will start on the construction of a GP super clinic, associated health and medical facilities and library and civic/community facilities at Cockburn Gateway Shopping City (Wentworth Parade, Success).
- Completion of an emergency services hub at Cockburn Central.
- Upgrades to Henderson Waste Recovery Park by the construction of Cell 7.
- Installation of underground power in Coolbellup.
- Construction of a second carriageway on Beeliar Drive (from Hammond Road to Dunraven Drive), Yangebup.
- Upgrade of facilities at South Lake Leisure Centre.



# Administration & Community Services Division

## Recreation Services

The 2010-11 financial year saw the following projects completed:

- Davilak Clubroom kitchen upgraded.
- Anning Park full ground floodlight upgraded.
- Davilak Reserve cricket wicket extensions.
- Atwell Reserve Centre cricket pitch and nets.

The upgrades to Santich Park clubrooms and Anning Park clubrooms also started with both projects expected to be completed by October 2011. Construction work on the new sports pavilion at Botany Park is expected to be completed by January 2012.

The new role of Club Development Officer began in December 2010. The position has been part-funded by the Department of Sport and Recreation and will provide club development programs and services across the Cities of Cockburn, Melville and Fremantle. The club development program has already made some positive impacts on local clubs who have welcomed the initiatives to date. An official launch of the program is expected in 2012.

The annual Bibra Lake Fun Run saw 1000 participants take part. Plans are well under way for the 2011 run and improvements to the registration process should see a further increase in numbers.

Community centres and halls continue to be well-used by the local community and minor upgrades are taking place to maintain facilities to a suitable standard.

## South Lake Leisure Centre

The centre achieved more than 421,000 visits for the year (up 6.7%) and experienced growth in all areas, resulting in a \$214,000 positive ledger. The fitness, aquatics and swim school areas all performed particularly well. Centre memberships have increased to consistently sit between 1200 and 1300 members.

The centre created the new role of fitness coordinator early in the year. Personal training licensees were increased to three trainers.

The leisure centre underwent a brand refresh and marketing templates were created to improve advertising, signs and marketing tools.

The dilapidated skate park behind the leisure centre was demolished to improve safety. New paths will be installed through this area to create a safe entry, direct into the pool hall for school groups.

## Community Development

The Cockburn Community Development Strategic Plan 2011-14 was finalised in June 2011, following the piloting of proposed programs in 2010-11. Key programs delivered over the 2010-11 period included:

### *Supporting Community Initiatives:*

- Cockburn Community Portal Facebook – launched in January with a total of 64 likes reached in the six months to 30 June 2011.
- Cockburn Community Resources – development of 30 fact sheets, 11 templates and five registers.
- Cockburn Community Portal – six groups signed up for new websites, taking the total to 22 websites.
- Cockburn Community Group News – delivery of December and June editions featuring 20 stories.
- Cockburn Community Group Bowls Tournament – held on Friday 18 March, attracting 24 teams with a total of 111 guests representing Cockburn not-for-profit organisations.
- On-the-Job Support – officer support provided for 17 organisations.
- Seven Cockburn Community training events were hosted with a total of 129 participants.
- Cockburn Community Parents Group (a collective of P&Cs and P&Fs) met four times.
- Cockburn Community Development Group met four times and hosted a Cockburn Central Placemaking workshop.

### *Cockburn Volunteer Resource Centre:*

- The Inspirational Volunteer Awards 2010 attracted 31 nominations with 338 guests attending an evening picnic event at Manning Park in December 2010.
- The Dive Into Volunteering youth competition attracted 31 entries from across Cockburn schools with an exhibition featuring student art works running through the July school holidays at the Cockburn Youth Centre.
- The Very Important Volunteer Card program was supported by 73 businesses with 1769 discount cards issued to community groups and volunteers.

### *Grants and Donations:*

- The City's grants, donations and sponsorship program administered \$95,367 worth of community grants to 24 community groups and organisations for projects and activities, \$14,500 of sustainable events grants for six annual community events, \$127,150 in donations to 15 organisations for ongoing operating costs and \$39,800 in sponsorship to 10 recipients.
- The Alcoa Cockburn Community Projects Fund continued under a new annual partnership arrangement with grants released totalling \$18,000 for two projects.
- The Fremantle Ports Cockburn Community Projects Fund continued under a new annual partnership arrangement.
- The Cockburn Community Insurance Program provided public liability and volunteer accident cover for 29 groups.

### **Ranger and Community Safety Services**

#### *Ranger Services*

Ranger Services had another busy year with 6605 jobs, in comparison to 4095 jobs in 2009-10 – an increase of about 50% of individual tasks dealt with by rangers.

Parking-related complaints and jobs also saw an increase. Jobs raised in 2009-10 were 433 while, in 2010-11, the number of jobs jumped to 1139.

Fire permit issues were marginally lower than the previous year with 477 fire permits issued, compared to 500 the previous year.

Continued cooperation between the WA Police Service and Ranger Services has involved a number of combined operations in and around the City, resulting in several seizures of off-road motor bikes. This has resulted in further arrests in relation to other criminal-related activities within the City's boundaries.

#### *Emergency Management*

The past 12 months saw the City adopt new local emergency management arrangements (concluded in February 2011) and the completion of a required business plan. Quarterly reports assisted in drawing up the City's new Community Safety Crime Plan 2011-2014.

The development of the local emergency management arrangements also identified a need to review and restructure the City's recovery committee members. Work has started in identifying key City personnel for this group and arrangements are under way to hold the first recovery committee meeting in the new financial year.

This service was successfully awarded \$195,000 in various grants over the past 12 months.

The Emergency Management Coordinator's assistance in achieving these awarded funds has assisted the entire Ranger and Community Security Service section undertake projects such as the pilot CCTV program at Coogee Beach and the use of an electronic display trailer for crime prevention and traffic enforcement initiatives, as well as community advice in relation to dog registration, firebreak seasons and other community emergency management-related events.

Other funding has provided the City with a general purpose fire-training trailer to take out to residences, in consultation with the volunteer fire brigades, to teach and educate residents about fire safety and being prepared in and around their homes. A number of community demonstrations will be held over the next financial year at key community events and functions to provide this service.

“Can you do 72” was an emergency management grant awarded to the City, aimed at educating and preparing residents on how to survive the first 72 hours after medium-to-major emergency events, such as bushfires and major storms, which are mostly likely to occur within the City. The information sessions will be targeted towards groups or communities likely to be affected by such events.

### *CoSafe Security Services*

On 1 July 2010, the City’s new CoSafe Security Service started operations from the City’s depot on Wellard Road in Bibra Lake. This service replaced the CSS operation run by the City of Melville.

The CoSafe service consists of four vehicles on the road at any one time, 24 hours a day seven days a week, and responds to alarm call-outs at council facilities, regular inspections and checks on the security of these facilities.

The service provides assistance to residents within the City, encouraging them to report anti-social behaviour, suspicious activity, hooning and other crime-related matters, in consultation with the local police service.

Between 1 July, 2010, and 30 June, 2011, the CoSafe service responded to 9442 jobs, compared to 3395 jobs by the previous service (CSS Melville /Cockburn Security Service).

Between December 2010 and April 2011, an additional vehicle and officers were engaged by the service to cope with an increased demand over the summer period. By deploying this additional vehicle and officer, the service was able to send the vehicle to known hotspot areas during this time, such as the coastal strip and industrial areas, as well as additional patrols to known council facilities identified as requiring additional attention.

Of particular note over the next 12 months is the installation of a pilot CCTV program at Coogee Beach.

After the installation of the pilot CCTV program and lighting at Coogee Beach, delegated staff from the CoSafe service will be responsible for monitoring the CCTV system, also ensuring scheduled maintenance and any issues are forwarded to the relevant authorities for further attention.

It is anticipated that, upon the success of the pilot CCTV system at Coogee Beach and the expected rollout of other crime prevention strategies listed in the City’s Crime Plan 2011-2014 – along with a CCTV strategy recently adopted by Council – there will be further demands to expand the CCTV project along the City’s coastal strip area and other identified accessible hotspot areas within the City.

### *Community Safety Grants*

Rangers and Community Security Services has been applying for community safety grants. As such, the following projects have been undertaken in the past financial year or will take place in 2011-12:

- \$25,000 from the Office of Crime Prevention and RoadWise for an electronic sign board. This is now being deployed by CoSafe staff at known hotspot locations (both criminal and traffic-related) within the City, in consultation with local police and traffic enforcement agencies.
- \$15,000 from the Emergency Management Fund to supply a fire-awareness demonstration trailer. It has been completed and is ready for household and community demonstrations with volunteer fire brigades.

- The trailer is also used by the City's Ranger Services and emergency management section to convey messages to the public to remind them of certain dates (such as when dog registrations are due and bushfire breaks must be in place). It is also deployed, when requested by Emergency Services, to deal with emergency-related matters and events.
- More than \$65,000 worth of grants in the past 12 months have been provided by the Office of Crime Prevention and Proceeds of Crime Federal to help fund projects such as the new CCTV system at Coogee Beach. This is also supported by council funding and is expected to be operational by the end of June 2012.



### Library Services

The past year has again been one of significant activity – but with less disruption. The Coolbellup Hub works were completed and the much-improved Coolbellup Public Library re-opened as planned on 2 August. The branch has been embraced by the Coolbellup community. Planning for the new Success Public Library continued and the first stage of modifications to returns facilities and staff assistance stations at Spearwood Public Library was completed.

All regular programming across the service is again in place and is being well-supported. Loans of library materials rose 1.51% and visits have more than fully recovered from the closure of Coolbellup. Visits to Cockburn Libraries' website <http://library.cockburn.wa.gov.au> have grown to 203,050 (30.08%).

Considerable attention has been devoted to the continuing improvement of the library's technologies, particularly social media, including special Web 2.0-focused training undertaken by a substantial number of the service's staff. The important International English Language Test System (IELTS) database has been added to the library's suite of databases and a more library and client-focused materials recovery system installed. Self-service loans are now established at each branch – the last was Coolbellup in January 2011. Self-service loans are running at a respectable average of 62.83%.

### Child Care Services

**Family Day Care (FDC):** FDC is a not-for-profit Commonwealth Child Care Service, partly funded by the Commonwealth with the remainder of operational costs raised by educator and parent fees for services. FDC operates with a coordination unit, central to the quality standards of child care provision within a home-based child care environment. FDC educators are self-employed and undertake an extensive selection process to become a member of the Cockburn FDC Service. The relaxed, home environment of FDC with the small number of children cared for within each licensed premises is an ideal setting for early childhood learning and development. Scheme staff select applicants, provide training, guidance and resources to FDC educators in order to support play-based programs and quality child care, in compliance with the FDC Educator's Scheme Membership Agreement and legislative requirements (Child Care Services Act and Regulations). The staff administer Commonwealth Child Care Benefit

subsidies through the Commonwealth Child Care Management System. The FDC Service operated by the City of Cockburn also operates beyond the City's boundaries.

Thirteen FDC educators were accepted into scheme membership in 2010–11 with 11 of them becoming licensed within the year and 10 starting their FDC service with the scheme. There was an attrition of 13 educators during 2010–11 with some educators' memberships on hold because of maternity leave and other factors. Up to 65 FDC educators care for approximately 600 children each week. Currently, the FDC scheme operates at an assessed high quality profile in each of the six areas of quality set by the Commonwealth National Child Care Accreditation Council.

**Outside School Hours Care (OSHC):** The City of Cockburn has five State licensed and Commonwealth-accredited Outside School Hours Care Centres operating at different levels of capacity. Spearwood OSHC closed at the end of December 2010 due to ongoing viability issues but a new OSHC centre was licensed and opened in February 2011 for the Coolbellup School at the new Coolbellup Hub. The numbers at Coolbellup are slowly developing, which is expected at new centres. The five centres operate on a not-for-profit, parent fee-for-service basis with one before-school care and five after-school care programs, five vacation care programs and more than 300 children in care.

**In Home Child Care Service (IHC):** IHC is a not-for-profit Commonwealth child care service provided for eligible families in the child's family home by an approved IHC educator. The Commonwealth partially funds the service, required to target families unable to access existing child care services. All families need to meet one of the following eligibility criteria to be able to access the program:

- Parent(s) are shift workers or work non-standard hours.
- Parent or child with an illness or disability.
- Three or more children in the family not yet attending pre-school.
- The family lives in a rural or remote area.

The IHC service, established in 2001, covers a wide area south of the river. The In-Home Child Care staff from the Child Care Services Coordination Unit select, train and monitor the care provided by IHC educators. At the end of 2010–11, the IHC Service operated with 45 IHC educators providing care for approximately 125 children. The current Commonwealth-established ceiling for the service of 65 equivalent full-time (EFT) children has been met. The IHC Service has requested a further increase to the ceiling to 100 EFTs, allowing the service to continue to grow to meet the needs of the communities it serves.

### **Aboriginal Community Development**

The Aboriginal Community Development Officer is available to provide information and support to Aboriginal community groups and individuals living in the local area. Home visits or phone support has been provided throughout the year, sometimes in collaboration with the Disability Access and Inclusion Officer when appropriate.

The position assists with communications between the Aboriginal community and City of Cockburn to build stronger relationships. The Aboriginal Reference Group meets monthly to liaise and strengthen communication between the Aboriginal community and Council. Members of this group play a key role in engaging with the community and representing community views and ideas.

The City has developed and promoted community development programs and events for Aboriginal residents including:

- The My Time Aboriginal Parent Support Group that has continued to run out of Coolbellup Hub, providing support and social connection for parents and families.

- A morning tea acknowledging the national Close the Gap day was held in March, in conjunction with Fremantle GP Network.
- A Reconciliation Week event was held in May 2011, taking both Aboriginal and non-Aboriginal people on a bus tour to local Aboriginal heritage sites in and around the local government areas of Cockburn, Fremantle, and Melville.
- Installing the Sea of Hands walk for Reconciliation Week.
- A NAIDOC flag-raising event at Council, on the topic of this year's theme "Change: the next step is ours".
- 165 people attended the NAIDOC Seniors Ball, held during NAIDOC Week.

The City's Reconciliation Action Plan (RAP) was adopted by Council in May 2011 after an extensive consultation process. This was the first local government RAP in the Perth metropolitan area to be approved and placed on the Reconciliation Australia website – a great achievement for Cockburn. A number of actions are identified in this plan under the three headings of relationships, respect and opportunities, which will be addressed between July 2011 and July 2013, and reported on annually. The RAP is a public document available on the Council website.

A booklet introducing the Aboriginal history of the City of Cockburn was developed during this period. "Beeliar Boodjar", meaning the land of the Beeliar people, outlines the deep and continuing history of Aboriginal people in what is now known as the Cockburn area. This booklet is also available on the Council website or as a hard copy on request.

### Disability Access and Inclusion Plan (DAIP)

The six DAIP outcome areas provide a framework for translating the principles and objectives of the Disability Services Act into achievable results:

#### Outcome 1

People with disabilities have opportunities to access the services of, and any event organised by, the City of Cockburn:

- The annual Celebrate Ability Day, acknowledging International Day of People with a Disability, was successfully held for residents in December.
- The City provides a range of initiatives to support people with a disability at major events. All events provide accessible parking and accessible toilet facilities, a raised viewing platform for people who are unable to stand and, in the past financial year, access matting was trialled at a number of events. The City provides a support person at major events and offers transport support for residents with a disability who can't access transport independently. The City also trialled an Auslan interpreter at the regional concert and as part of the Hello Baby event.
- The Spearwood library has been conducting reading sessions for young people with an intellectual disability and the Success library now has Boardmaker software available to assist people to develop communication aids.
- Cockburn Community Care delivers services to the frail-aged, people with disabilities and their carers.
- The City of Cockburn's Childcare Services has access to inclusion support workers to assist children with disabilities to participate in after-school care and vacation care programs.
- The Cockburn Early Years Program can provide support to families where either the parent, or child aged 0-6, have a disability or developmental delay. It delivers a home-visiting program and runs parenting groups.
- A Youth Outreach School Holiday Program includes young people of varying abilities in

recreational and social activities. Cockburn Youth Centre also offers inclusive after-school arts and recreational-based programs for young people. In partnership with the Challenger Institute of Technology, the youth centre provides a venue for independent living skills programs and alternatives to employment programs for young people with a disability.

- The City, in partnership with employment agency South Metropolitan Personnel (SMP), provides ongoing employment via six work crews for 18 young people with disabilities in a supported team environment.

### Outcome 2

People with a disability have the same opportunities as other people to access the buildings and other facilities at the City of Cockburn:

- The City of Cockburn has conducted a new access audit of all buildings and facilities. Recommendations from the audit have been prioritised and will be implemented over the next four years. Some of the works carried out in the past financial year included the installation of a power-operated door to the side entrance of the Cockburn Seniors Centre and accessible picnic tables at Manning Park and the administration building. There have also been changes to the hand rails on the stairs at the main entrance to the City of Cockburn administration building to provide continuous support.
- Upgrades to the Anning Park clubrooms have included an accessible change room and the installation of an access ramp and hand rail.
- Following requests from residents, the City has trialled a modified chicane system at an entrance to environmental areas which allows access to people who use a mobility scooter – but still discourages inappropriate use of motorcycles. The City has also created a standard design for access gates in environmental areas to facilitate easier use by people who use a wheelchair. New paths were added to a number of parks and environmental areas to improve access. This included Manning Lake and a connecting path at Lake Yangebup.
- The City has enhanced access to the popular Coogee Beach with a trial of beach matting over summer. The beach trekker wheelchair is available to the public at the Coogee Beach Surf Lifesaving Club during the summer season.
- The South Lake Leisure Centre has an overhead hoist in the family change room, a wet area wheelchair and beach entry to the main pool and a hoist for access into the spa.
- The universal playground at Manning Park includes a Liberty Swing, allowing children and adults who use a wheelchair to enjoy the use of a swing.

### Outcome 3

People with a disability receive information from the City of Cockburn in a format that will enable them to access the information as readily as other people are able to access it:

- The City has adopted a style guide that includes guidelines on minimum font type, size and layout to improve accessibility.
- All publications include the text “information available in alternative formats upon request” and there has been a number of requests for large-sized print brochures and word versions of PDF documents. The City has trialled its Cockburn Soundings magazine in audio format for people with a print disability and it is now also available in word format. A database has been developed of residents who require information in an alternative format.
- The City has since provided a number of documents and information in suitable formats.
- The City’s website displays the International Access symbol on the top right corner of the homepage, as a link to an information page on the services available from the Customer Contact Centre.

- All the City's libraries provide a range of assistive technology. Coolbellup Library includes an adaptive technology centre, full wheelchair access and specific facilities for people with a disability. It offers resources that help people access computers, such as Kurzweil Omni that converts text to speech using a scanner, the Starview magnification viewer and a speech synthesiser.
- A home library service delivers loaned books and other materials to those who are housebound and a fortnightly bus brings readers to Success Library.
- A specific augmented-hearing system has been installed in the Cockburn Seniors Centre that assists members with a range of hearing impairments.

#### Outcome 4

##### People with a disability receive the same level of quality service from the staff of the City of Cockburn as other people do:

- The City employs a full-time Disability Access and Inclusion Officer.
- Human Resources delivers an induction to all new staff, including an outline of the City's commitment to improving services for people with disabilities through its Disability Access and Inclusion Plan 2007-2011.
- Disability awareness training for all Council staff is delivered over a three-year period with 60% of staff having already received the training. The City was highly commended in the 2010 Count Me in Awards for Local Government for its staff disability awareness training.
- Building Services staff attended a number of training courses on the Access to Premises Standards and the changes to the Building Code of Australia.
- Contractors who provide a service to the City that directly involves the public, or facilities used by them, have to comply with the City's DAIP. Clauses about the DAIP are included in the contract documentation where appropriate. A DAIP contractor report is required in requests for tender, requests for quotations and consultancy agreements more than \$50,000.

#### Outcome 5

##### People with a disability have the same opportunity as other people to make complaints to the City of Cockburn:

- The City's customer request system requires officers to respond to complaints within a designated time. Customer requests or complaints can be directed to the Customer Contact Centre on 9411 3444 or emailed through to [customer@cockburn.wa.gov.au](mailto:customer@cockburn.wa.gov.au).
- The City provides the National Relay Service (NRS), a phone solution for people who are deaf or have a hearing or speech impairment. Customers can use the NRS if they have access to the internet or a special phone called a TTY. The City's Customer Contact Centre has NRS-trained staff familiar with the procedures of communication with the customer via a relay officer.
- Auslan signing interpreters who assist people with a hearing impairment can be provided by the City upon request and prior arrangement.
- The Disability Access and Inclusion Officer is available to provide support for people with a disability, their families and carers who wish to make complaints or requests to the City of Cockburn.

## Outcome 6

### People with a disability have the same opportunity as other people to participate in public consultation by the City of Cockburn

- Council's Disability Reference Group (DRG) provides a voice to people with disabilities and makes their needs known to Council. Membership is open to all residents and service providers in Cockburn.
- The City's Disability Access and Inclusion Plan (DAIP) included extensive public consultation with the City's staff, Elected Members, Disability Services Commission staff, individuals and groups of people with a disability, DRG members and clients from Cockburn Community Care. The DAIP is a public document available on the City's website and in other formats.
- Planning and Development Services continue to offer and undertake individual consultations with people who have a disability and require some assistance in being informed of, and responding to, planning matters. This has enabled everyone to have equal opportunities in being involved in planning matters, which is crucial to ensuring we create and maintain an accessible and inclusive built environment. The City's Planning and Development Services team is also available to offer advice or information to individuals or groups involved in the support services sector.

### Children's Development

This area plays a key community development role in responding to identified needs of children and families, as well as networking and advocating about issues and service gaps related to children aged 0-12.

The process of reviewing and updating the City of Cockburn's Children's Services Plan was completed this year, resulting in a newly revised five-year plan providing direction and outcomes for Children's Services from 2010–15.

This plan contains diverse and interesting strategies covering child-friendly built environment and play spaces; actions to achieve social participation, respect and inclusion; improving the communication of information and access to services and responding to emerging needs of a changing and rapidly growing population.

One of the new programs for the year was Froggy's Fun on the Green, a successful mobile outdoor play service, providing one play session a week at Manning Park and a second rotating session in identified areas of need and interest. This was funded, in part, by the Department of Education to deliver information on the Australian Early Development Index and increase awareness around the health and well-being of young children.

Events held annually, including the Teddy Bears' Picnic for toddlers and Hello Baby, which welcomes new babies into the Cockburn community, continue to attract enormous support from the community and service providers. Attendances for the Teddy Bears' Picnic were approximately 4000 and 1500 for Hello Baby. A parenting calendar with child development information is given out to new parents, in partnership with local child health nurses.

The three-year-old Atwell Play Club continues to attract a lot of enthusiasm from parents and their three-year-old children, providing an opportunity to play and learn together, with a qualified play leader as a stepping stone to more formal schooling the following year.

A focus on the importance of the early years is maintained through the regional network group, Purely Early Years, coordinating information sharing and action sub-groups. The City of Cockburn played an integral role in the formation and on-going running of the group.

A quarterly electronic newsletter, Cockburn Kids, is sent out to families and service providers as an effective means of disseminating child and parent-related information to the community.

## Support Services

The Support Services Team is made up of the City of Cockburn's two financial counselling services and two family support services. The core business of the support service team is to provide counselling, information, advocacy, options and referrals to individuals living in the City of Cockburn.

As well as offering case work, over the past 12 months the support services focused their broader activities to encompass a range of community groups. Events were organised around issues such as social inclusion, the celebration of families, awareness of homelessness and poverty.

Other team initiatives were undertaken to meet the presenting needs of the community, including the Lifeskills program and the International Family's Day event, as well as groups aimed at minimising isolation, such as the Worldly Wise Women's Group, newly formed Aubin Grove Hub and the ongoing Beeliar Hub, the barbecue and a blanket event and other health and well-being programs. The team also participated in outreach activities in a fly-in, fly-out program, as well as for schools and community centres.

The support service team often works in collaboration and consultation with other City of Cockburn business units and community programs to maximise the potential of projects.

## Youth Services

Youth services offers three streams of services for young people – youth work, youth centre programs and youth development.

### Youth Work

The City continued to receive funding from the Department for Child Protection and the Department of Corrective Services to employ three full-time and one part-time youth workers to support young people in Cockburn aged 10 to 18 and their families. These services provide individual case management, information, advocacy and support, as well as group programs for young people up to the age of 18. Group programs developed in response to community needs in the past 12 months have included touch football and netball teams and photography, fishing, automotive, young mums and young women's programs, as well as one-off educationally focused topical sessions. Being a mobile service, the youth workers are able to meet with young people in locations that are both convenient and safe.

### Cockburn Youth Centre Programs

The Cockburn Youth Centre was developed in response to an identified community need for a space dedicated to young people. It is a versatile facility with many rooms available for hire to meet a variety of needs and requirements.

Services and programs offered by centre staff include:

- Subsidised and affordable life-skill and activity programs during school terms and school holidays.
- A supervised "hang-out" space for young people to relax and enjoy non-structured social activities with their peer groups.

The most popular structured programs over the past 12 months have included the deadly tucker cooking program, beauty spot program, singing and photography. On average, structured programs are utilised at 70% of their total capacity. There has been a significant increase in casual, supervised drop-ins to unstructured activities, going from 300 to 1272 in the previous 12-month period. Part of this increase can be attributed to opening on Saturday mornings.

## Youth Development

The City provides a broad range of activities and programs accessible to all young people aged 10 to 24 living in the City of Cockburn.

The activities and programs are a mix of community-wide activities and include holiday programs, art workshops and recreational-based programs, such as skate and bike riding camps. The Youth Development Officer also facilitates the activities of the Council's Youth Advisory Council, ensuring effective inclusion of young people's voices into their local community.

Beyond the youth services department, there is a number of additional City supports for young people. These include grants to encourage young people to be active, as well as the provision of recreational services and environmental education programs. Other partner organisations that co-locate from the youth centre building include St John of God Healthcare Services Murdoch, Youth Reach South, Headspace and Strong Families. Youth Services value these partnership arrangements which add to enhanced service delivery and service provision to local young people.

## Youth Services Strategic Plan 2011-2016

The City of Cockburn contracted an independent organisation to complete a community-wide consultation into its existing youth services and future youth requirements. The findings of this consultation highlighted seven key areas for action over the next five years.

Subsidised and affordable life-skill and activity programs during school terms and school holidays.

1. Outreach.
2. Transport.
3. Vibrancy (built environment and natural environment).
4. Education and employment.
5. Youth participation.
6. Recreation and entertainment.
7. Building on existing youth services.

The full strategy will be launched and released to the public in the 2011-12 financial year. Notably, Youth Services was short-listed for a Premier's Award for Strengthening Families and Communities during 2010-11 with award-winner to be named in September 2011.

## Cockburn Seniors Centre

The Cockburn Seniors Centre celebrated its first birthday in July 2010 with a well-attended open day. The centre has been performing beyond expectations with a total of 850 memberships for the 2010-11 financial year.

The centre received the Department of Communities WA Seniors Award 2010 for Active Ageing Leadership, sponsored by the Bendigo Bank. The award acknowledged the contribution the Cockburn Seniors Centre has made to promoting active ageing in the community.

The Cockburn Seniors Centre is open from 9am to 4.30pm, Monday to Friday. The programs at the centre are designed to foster active ageing by providing an opportunity for members to participate in recreational and educational activities at an affordable price and to maintain and build social networks. The centre sells two-course meals Mondays, Wednesdays and Fridays and, every three months, hold highly successful theme buffet meals with entertainment. In January, the Giardino Café coffee shop started opening two days a week.

The centre supports various charity groups and community organisations, holding different events throughout the year such as Shrove Tuesday – Pancake Day, the Cancer Council's Biggest Morning Tea, Injury Control Council educational breakfast and the Seniors Recreation

Council and Indigenous Unit Activities Day. The centre holds a variety of major events and concerts including the NAIDOC Ball, Christmas in July concert, Melbourne Cup luncheon, Robbie Burns Day, Seniors Week activities and Christmas lunches. The centre also holds computer classes twice a week.

The contribution of many volunteers who donate time and expertise is acknowledged by the centre.

In February, the centre will host Tales of Times Past, an oral history project to give the people of Cockburn an opportunity to share their history and stories. The senior centre also hosts the Regional Seniors Group, providing an opportunity for local seniors clubs to discuss any issues.

### **Cockburn Community Care**

Cockburn Community Care provides a range of support services for frail-aged and younger people with disabilities. All of the services are planned in accordance with the “wellness approach” to help people maintain and develop independence. There are two streams of services – the Home and Community Care (HACC) programs and the Community Aged Care Packages (CACAP).

#### **Home and Community Care (HACC)**

The HACC program provides services to frail-aged and younger people with disabilities and their carers. The program provides a basic level of support to assist service users to remain independent at home, and in the community, and to reduce the potential for inappropriate admission to residential care. Funding is negotiated to produce an annual service agreement including contracted hours of service, hourly unit costs and infrastructure funding.

#### **Centre-based Program**

The day centre provides a range of activities and outings catering for the physical, social and emotional needs of members. The program also functions as respite for carers. Activities include craft, cooking, men’s activities, excursions, entertainment and exercise programs. Programs are customised and include a mainstream program for seniors, a program for younger people with disabilities and a program for people with dementia. Lunch and refreshments are included and transport is provided in specially equipped vehicles to allow easy access for people with physical disabilities.

#### **Kwobarup Aboriginal Program**

This service caters specifically for Aboriginal people. A sister to the centre-based program, the service runs an art program, activities and outings in a relaxed and friendly atmosphere. Kwobarup staff assist the home support service to provide culturally appropriate support for Aboriginal people.

#### **Home Support Service**

Services provided include respite care, domestic assistance, social support, shopping, personal care, transport and home maintenance (including window cleaning, reticulation repair, changing light bulbs, cleaning gutters, mowing lawns etc).

#### **Carer Support Service**

A carer is someone who provides care and support for a parent, partner, child, relative or friend who has a disability, is frail-aged or who has a chronic mental or physical disability. Services for carers include support and advocacy, information and assistance regarding respite options, coffee mornings, luncheons, carers’ newsletters and carers’ retreats.



### Community Aged Care Packages (CACP)

The Community Aged Care Packages are individually tailored packages of services designed to meet the needs of frail, older people with complex care needs who wish to remain living in their own homes. The packages include services such as personal care, meal preparation, domestic assistance, home maintenance and social support. Cockburn Community Care is currently funded to provide packages for up to 35 clients.



## Customer Service

Cockburn Council's customer service department exists to ensure all customers receive the highest standard of service and are kept well-informed about what's happening within the City. The City has a team of customer service officers available to assist via telephone, email or face-to-face in the Customer Contact Centre and in the reception area of the administration building. The events team organises and supports many events, including the popular Summer of Fun series of concerts.

The marketing and media officers ensure the public is informed of matters open for public consultation, major decisions, planning matters, events and anything of interest via the local media, promotional material and electronic media (including the Council website and via Facebook). Major publications coordinated by this service unit include *Cockburn Soundings* (a bi-monthly newsletter printed on recycled paper and sent to all households and businesses), a weekly update in the *Cockburn Gazette* newspaper, a fortnightly e-newsletter, the annual report and yearly rates brochure (sent out with rates notices to advise ratepayers of Council income and expenditure).

## Art and Culture

Two public art works have been installed in the City.

A formed and coloured steel sculptural work has been installed among the grass trees on the Aboriginal section of Friendship Way (Spearwood Avenue, east of Stock Road, near Sudlow Road).

The art work, created by local indigenous artists Sharyn Egan and Darren Stockwell, reflects the importance of fire and water to Aboriginal people throughout their long history in this area.

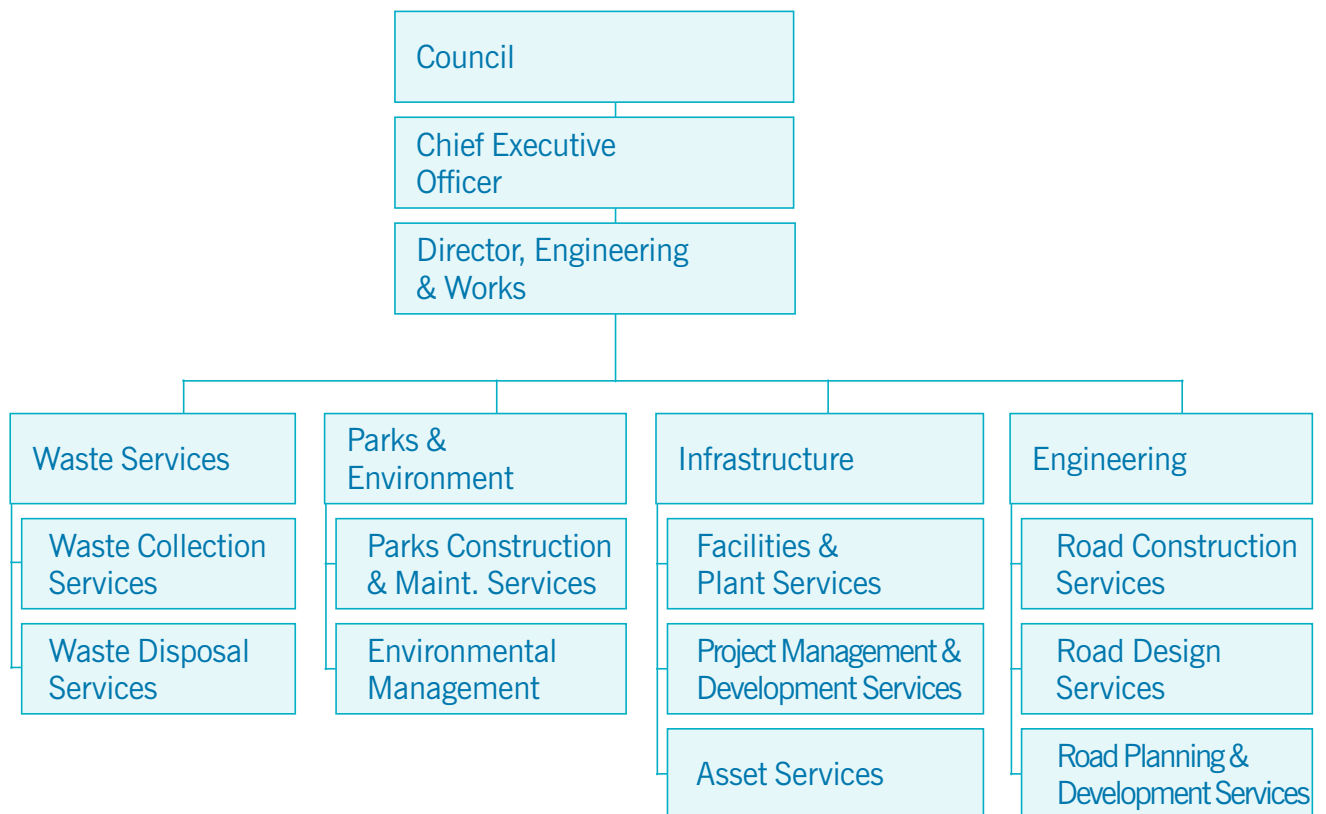
In memory of the life and work of Allan Conroy, Manager of Parks and Environment for the City of Cockburn from 1999-2009, a 2m diameter cast and polished concrete "Perpetual Loop" (with eucalyptus leaves sandblasted into the surface) straddles the path above the lake in Smart Park, Barrington Street, Spearwood.

A conservation plan has been developed for Manning Estate with a Lotterywest grant and, in line with the City's policies and procedures, a disaster preparedness plan and response strategy has been developed for Azelia Ley Museum.

The City's annual Show Off Exhibition showcased 50 local artists in the purpose-built Memorial Hall over two weeks in May.







# Engineering and Works Division

The Engineering and Works Directorate is responsible for delivering and maintaining a safe road, cycleway and path system, developing and maintaining parks and landscaping the natural environment for the enjoyment of everyone, collecting and disposing of waste from all properties in the district and providing and maintaining all buildings and other facilities on Council property for community use.

The directorate was directly responsible for the cash expenditure of approximately \$61.2 million with about \$22.4 million provided from rates and reserve funds and \$38.8 million from State and Federal grants, fees, charges and contributions. The directorate was very busy during the 2010-11 year and was involved in maintaining and acquiring a wide range of significant and minor assets and projects throughout the district.

Asset Development	000s
Roads, footpath and drainage	6590
Vested subdivision roads, footpaths and drainage	19
Contributed assets parks infrastructure	1633
Parks and environment	2712
Buildings	5448
Landfill site	271
Plant maintenance	4717
Total	21,390

Operational Activities	000s
Roads, footpaths and drainage maintenance	6070
Land acquisition for roads	0
Parks and environment maintenance	9039
Waste disposal	8293
Waste collection	9934
Facilities maintenance	3872
Plant maintenance	2606
Total	39,814

## Engineering Services

### Achievements

- The extension of Spearwood Avenue from Barrington Street to Sudlow Road has been progressing during 2010-11 and the section between Howson Way and Sudlow Drive is almost complete.
- The construction of the second carriageway on Russell Road between Kwinana Freeway and Ashendon Boulevard.
- Major pavement rehabilitation and more than 10km of resurfacing works were completed on various roads within the City.
- A major path and cycleway construction and rehabilitation program was completed, including the provision of an on-road cycleway along Spearwood Avenue between Barrington Street and Sudlow Road.
- Stormwater drainage works, including sump rationalisation, landscaping and fencing.
- A review of the subdivision development guidelines has been completed and is currently being implemented.
- The management and control of more than 60 engineering design plans submitted by consultants for proposed subdivisions.

## Infrastructure Services

### Achievements

In the project services and facilities areas, the following was achieved:

- Completion of the first stage of the Integrated Community Facility Coogee Beach project, which has provided an upgraded beach access node at Poore Grove. It has also given Coogee Beach an expanded public car park and a new public open space recreation area. The next stage, the construction of the new Coogee Beach Surf Lifesaving Club building, will start later in 2011.
- Completion of the design and advertising the tender for the construction of:
  - The new emergency services building to be situated in Buckley Street, Cockburn Central. This purpose-built facility will house both FESA and the Volunteer Bush Fire Brigade response teams and equipment.
  - New sporting club facilities at Anning, Santich and Hammond (Botany) Parks and a verandah extension for the Atwell clubroom facilities.
- Development of the project scope and architectural services contract for the new operations centre building and depot upgrade for the City's works depot at 54 Wellard Street, Bibra Lake.
- An upgrade of facilities at Coogee Beach, including the replacement of the main toilet/changerooms roof, tennis court facility improvements, expansion of the southern car park and improved landscaping.
- Improvements to the Jean Willis Centre required an acoustic treatment to the dining area's ceiling to dampen noise levels for aged clients, along with renewing the air-conditioning system to the dining and kitchen areas.
- Improvements at Manning Park and the Azelia Ley Homestead and Museum, including the renovation of the existing limestone wall and works to the homestead bathroom (including replacing tiles where necessary).
- Various other building and facility refurbishments and improvements, including improved accessibility.
- An audit of City's buildings and facilities for the possible presence of asbestos and, for those identified as containing asbestos, the initiation of a prioritised removal program.

In the asset services area, works undertaken in 2010-11 focused on:

- Ongoing configuration and implementation of the City's works and assets management software across the various infrastructure asset groups.
- Asset data collection and configuration with particular emphasis on road and park assets, plus the integration of the City's extensive GIS asset database and the acquisition of "as constructed" infrastructure asset information.

In the plant area:

Ongoing implementation of the City's rolling 10-year plant acquisition and replacement program. The focus is on cost-effective and environmentally responsible acquisition. Replacement City vehicles this year included:

- For waste services – the purchase of three replacement and two additional waste collection trucks plus two off-road "mules" for the Henderson Waste Facility.
- For roads operations – the purchase of two trucks, two front-end loaders and a mower trailer.

- For parks – the purchase of two trucks, a tractor, four mowers and three trailers.
- For the light fleet – the purchase of 31 new and replacement sedans, wagons and utilities required for Council's management, operations supervision and services.

Separately, Infrastructure Services was actively involved through 2010-11 in:

- Building energy efficiency with several studies being initiated to identify opportunities for reducing power consumption in Council's administration and other buildings. This included investigation of the feasibility of alternative energy sources, including district energy/co-generation and geothermal power for current and future buildings and facilities.
- The development of a coastal vulnerability and adaptation action plan study brief for the Cockburn Sound coastline. This climate change response initiative has included liaison with other Cockburn Sound councils (Fremantle, Kwinana and Rockingham), the Department of Defence (for Garden Island) and the Cockburn Sound Management Council. It has also included the preparation and lodgment of funding applications with the Federal Department of Climate Change and with the WA Department of Transport for coastal protection grant funding.

## Waste Services

### *Henderson Waste Recovery Park (HWRP)*

The annual tonnages received at Henderson increased by 5500 tonnes to 143,000 tonnes of waste, returning \$112,000 above the annual budget estimate of \$12.3 million.

The site improved its recovery of recyclables from the previous year by 400 tonnes to 4400 tonnes. The Recycle Shop continued to perform well, generating \$16,800 above the annual budget estimate of \$150,000.

### *Achievements*

- Contract awarded for the design and project management of landfill Cell 7.
- The draft Resource Recovery Zone in the Latitude 32 District Structure Plan was formalised, allowing the expansion of HWRP into Cockburn Cement land.
- 483kg of refrigerant gas was recovered from air conditioners and freezers/refrigerators.
- The Recycle Shop was fitted with 60 solar panels with a 3.6kW capacity.
- The 40m x 40m wood waste hardstand was installed to ensure the processing of timber packaging has a higher end-use and value.
- Installation of a closed two-way channel radio has improved site communication and security.
- The elevated waste benches in Cell 6 has necessitated the purchase of mobile litter fence modules to limit litter escape while land is being filled.

## Waste Collection and Disposal Services

The Waste Collection Service unit made significant performance improvements in the past financial year. This was due mostly to an upgraded fleet, dedicated workshop personnel and the appointment of a permanent Waste Collection Coordinator. While placing and training waste drivers continues to be challenging with the ongoing employment drain to the resources sector, a reliable team and culture is emerging in the service unit.

Achievements this year included:

- A 1 x 8m<sup>3</sup> low-profile rear loader was purchased to service the basement of multi-rise developments, retirement villages and collecting park/litter bin waste.
- A 1 x 28m<sup>3</sup> rear loader for verge collection was purchased. The balance of the plant required

for verge collection will arrive in the later part of 2011.

- Restructuring and consolidation of daily routes and collection rounds was completed. All routes were formalised into daily booklets to simplify driver duties and improve efficiency.
- A detailed analysis of the metrics of the business was undertaken, forming the basis for proposed round changes for October 2011, which will balance daily workloads and improve plant utilisation.
- Weekly recycling started on 17 January, 2011.
- A weekly recycling and waste education communication plan was developed and implemented.
- The City resolved to vary the traditional one junk/three green waste verge collections to trial a combination of two junk/two green waste collections.

## **Parks and Environment**

The design, construction and operational maintenance of the City's open space is undertaken by a team of technically qualified and dedicated personnel. Specialist expertise is required to manage areas of active and passive open space, streetscape enhancement, playground and park infrastructure, as well as foreshore and natural areas and wetland systems. A diverse range of projects and programs has been completed throughout the year.

### ***Parks Construction and Maintenance Services***

The Parks Services team managed the planning, development and implementation of the following key projects:

- Design and construction of Minori Gardens and Solta Park.
- A range of park and landscape developments has been constructed at L'aquila Park, Emplacement Park, Karel Avenue and Gazania Grove.
- Improvements to park assets have been implemented, including the replacement of signs, park benches, picnic facilities and access to public open space.
- Replacement of irrigation systems at Greenslade, Lakelands and Rinaldo Reserves.
- Implementation of the playground upgrade and replacement program at a range of locations including Enright Reserve, Hagan Park and Beeliar Oval.
- Planning for the implementation of future stages of the Bibra Lake Management Plan.
- An upgrade of floodlighting at Anning and Beale Parks.
- An upgrade of cricket facilities at Atwell Reserve.
- Shade structures have been constructed at Davilak, Bishop and Manning Parks.

A range of parks operational and maintenance activities were achieved, including:

- The City's verge tree-planting program increased by 30% to 900 trees planted in the past financial year.
- Grounds maintenance of active and passive reserves continued to showcase the City's open-space management for all to enjoy.
- Parks infrastructure and playground inspection programs were undertaken throughout the year to ensure all assets provided for use by the community were safe and well maintained.
- An annual turf renovation program to maintain excellent turf quality was undertaken at active sporting reserves.
- In promoting water-wise streetscapes, a number of medians have been mulched to reduce the need for watering.

- A number of areas of passive open space have been hydro-zoned to reduce dependency on ground water.

## Environmental Management

### *Water Management of Public Open Space*

Key water management issues initiated by the City included:

- The Department of Water (DOW) approved the City's Irrigation Operating Strategy 2011-2016, which rationalises all outstanding ground water licences and ensures compliance with DOW requirements.
- Replacement and upgrading of irrigation systems was undertaken with the installation of water-flow meters to more accurately record ground water use. These practices demonstrate the City's ongoing commitment to best practice in managing ground water as a precious resource.

### *Sustainability Initiatives*

The City continued to promote sustainability initiatives in the community with its publication of brochures including:

- *Building a sustainable house in the City of Cockburn*, providing tips on home orientation, passive solar design and natural ventilation.
- *Is solar energy right for you?*, providing information on some of the government subsidies and rebates and a summary explanation of how a photovoltaic system works.
- Residents can view the City's virtual sustainable home at <http://ecockburn.com.au>. The virtual home provides for realistic viewing of the many features that can work together to create a sustainable, comfortable home which is also water and energy efficient.
- In its first year, the City's A Better Tomorrow sustainability grants program was well-received with 20 applications submitted from a variety of groups.

### *Sustainability Reporting*

The City has progressed its sustainability framework throughout the past financial year. The framework is an internal working document, linking the goals of the corporate strategic plan with the principles of the sustainability strategy. The framework encompasses the four sustainability themes of governance, environment, society and economy. This is referred to as the triple bottom line plus one (TBL+1).

A summary of the state of sustainability report is available from the City's website.

### *Greenhouse Gas Emission Reductions*

The City was a winner in the *2011 National Local Government Awards* for its climate change and sustainability program.

The City has achieved its 2010 target (established a decade ago under Cities for Climate Protection) and reduced emissions from electricity and fuel consumption by 20% from 1996 levels.

Various measures to reduce greenhouse emissions within the organisation and the local government area that are continuing include:

- The completion of inventories of energy consumption and carbon emissions for all City operations, under the new WALGA Greensense emissions reporting platform program.
- Installing photovoltaic systems on seven community buildings including the Spearwood Library, Coolbellup Community Hub, Jean Willis Centre, Henderson Waste Recovery Park, Atwell Community Centre, Cockburn Youth Centre and Cockburn Wetlands Education Centre.
- Developing an interactive community information display, bookmarks, a colouring-in

competition, poster design competition and a brochure on solar energy.

- Re-styling the environmental webpage at [www.cockburn.wa.gov.au/environment](http://www.cockburn.wa.gov.au/environment) to be more vibrant and user-friendly.
- Developing renewable energy and climate change web pages.
- Engaging with the Research Institute of Renewable Energy to develop a series of maps illustrating wind power resources for small wind turbines in the City.
- Installing wireless energy-monitoring sensors in seven buildings within the City.
- Commissioning an emissions forecast with the findings then incorporated into the City's emission reduction strategy.
- Developing a greenhouse gas emission reduction strategy for 2011-2020.
- Establishing new emissions reduction targets for 2020 and 2050 and developing a three-year emissions reduction action plan.
- Developing a renewable energy policy.
- Facilitating 50 home energy and water assessments for City of Cockburn residents through the save water and power program.
- Commissioning a climate change adaptation study on the oblong tortoise.
- Reporting emissions from the Henderson Waste Recovery Facility to the Federal Government for 2009-10 under National Greenhouse and Energy Reporting legislation.

### **Water Management**

The ICLEI water campaign aims to improve water quality and promote water conservation within the City's internal operations. This has been achieved by:

- Completing an inventory of City and community water use.
- Completing of assessment of Council and community water quality management practices.
- Establishing water management targets for the City's corporate and community sectors.
- Developing the Local Water Action Plan 2011-2017.
- Developing the water web page on the City's website.
- Achieving milestones 2 and 3 in the ICLEI water campaign in December 2010.

### **Midge Monitoring**

- Ten wetlands and four constructed water bodies were again monitored in the past financial year. Reduced rainfall resulted in wetlands drying out more regularly, reducing the prevalence of nuisance midges.
- Yangebup Lake was the only wetland with elevated nuisance midge numbers treated during the 2010-11 midge season. Three new midge light traps were also installed around Yangebup Lake.

### **Landowner Biodiversity Conservation Grants Program**

Eighteen private property owners were provided with assistance to conserve and enhance bushland and wetland areas. \$25,000 worth of funds was distributed to landowners to undertake the following works:

- 10.5ha of weed control was undertaken to maintain good quality bushland and wetlands.
- More than 1800 plants were planted in revegetation projects.
- Two training and skills development workshops were held (both with more than 30 landowners in attendance). These workshops covered the topics *From propagation to revegetation with native fauna in mind* and *Veldt Grass: The Biodiversity Destroyer*.
- More than \$45,000 worth of in-kind contributions were provided by landowners to conserving

natural areas on their properties. Private properties are important ecological corridors that provide linkages to council reserves.

### ***Environmental Education/Community Events***

A number of educational programs and events were delivered over the past financial year.

For the community:

- Twenty-four *Get Wild About Wetlands* events were hosted in conjunction with the Cockburn Wetlands Education Centre. Event themes ranged from wetland and catchment management education, reptile awareness, Nyoongar education, community plantings, fauna-friendly gardening and flora and fauna guided nature walks, stalks and talks. More than 450 people from the community attended and were informed about natural assets.
- Two Great Gardens workshops were hosted.
- A worm farming and composting workshop was held with The Worm Shed.
- Waste education with weekly recycling displays at Phoenix Shopping Centre and Cockburn Gateway Shopping City.
- Environmental displays and stalls at the Coogee Beach Festival and Harvest Lakes Community Festival.
- The EnvironMENTALS program was held each Wednesday at Cockburn Youth Centre over five weeks
- A TurtleWatch community education program was established.

For schools:

- The delivery of educational activities to schools, including more than 25 incursions and excursions.
- Facilitating a pilot program for eight schools to tour the Henderson Waste Recovery Park
- A World Environment Day Schools Festival with six local primary schools was held with 180 students participating in a range of activities.

Environmental education grants for primary schools:

- Nine local primary schools were awarded grants to facilitate in-class activities of excursions with environmental education for sustainability providers.

### ***Bushland and Wetland Management***

- Environmental Services has the responsibility for 98 reserves made up of 1088ha of natural bushland and wetlands across the City. Forty-three reserves are actively managed, equalling 604ha. Management of the reserves involves weed control, revegetation, monitoring and the installation and repair of infrastructure.

### ***Revegetation Program***

- More than 7ha of land was revegetated with 81,000 plants to improve biodiversity and habitat values. More than 41,000 plants were planted at Bibra Lake alone, as part of the Bibra Lake management plan implementation program. Bat and bird nesting boxes were also installed to provide additional habitats in a number of areas.
- Poor rainfall experienced during 2010 impacted on survival rates, which fell to 47% across all sites. This was significantly down on previous years.
- As part of the City's offset commitments, 12.53ha were revegetated. The requirement for offsets was a result of the North Lake Road and Russell Road duplication, Spearwood Avenue extension and the Coogee Beach Surf Life Saving Club.

- To assist in managing reserves and identifying conservation values, vegetation condition and weed mapping has again been conducted this year. Reserves are mapped every four years.
- Several staff members from across the organisation participated in a City of Cockburn corporate planting day at Coogee Beach. Staff installed a range of coastal species, including Rottneest Island pines, which form part of a threatened ecological community at Coogee Beach.

### *Feral Animal Control*

- The City again undertook a targeted feral animal control program within conservation reserves to help reduce the impacts of foxes, cats and rabbits.

### *Grants and Awards*

The City received a number of environmental grants, including

- \$16,600 from Coastwest to help build resilience in a threatened ecological community,
- \$50,000 from Lotterywest to upgrade Davilak Trail and
- \$4,800 and \$5,700 grants from the Department of Environment and Conservation to create a living stream at Market Garden Swamp and develop a community bird diversity toolkit.

Coogee Beach took out the Clean Beach Award in the friendliest beach category and was highly commended in the environmental management category.

### *Capital Works*

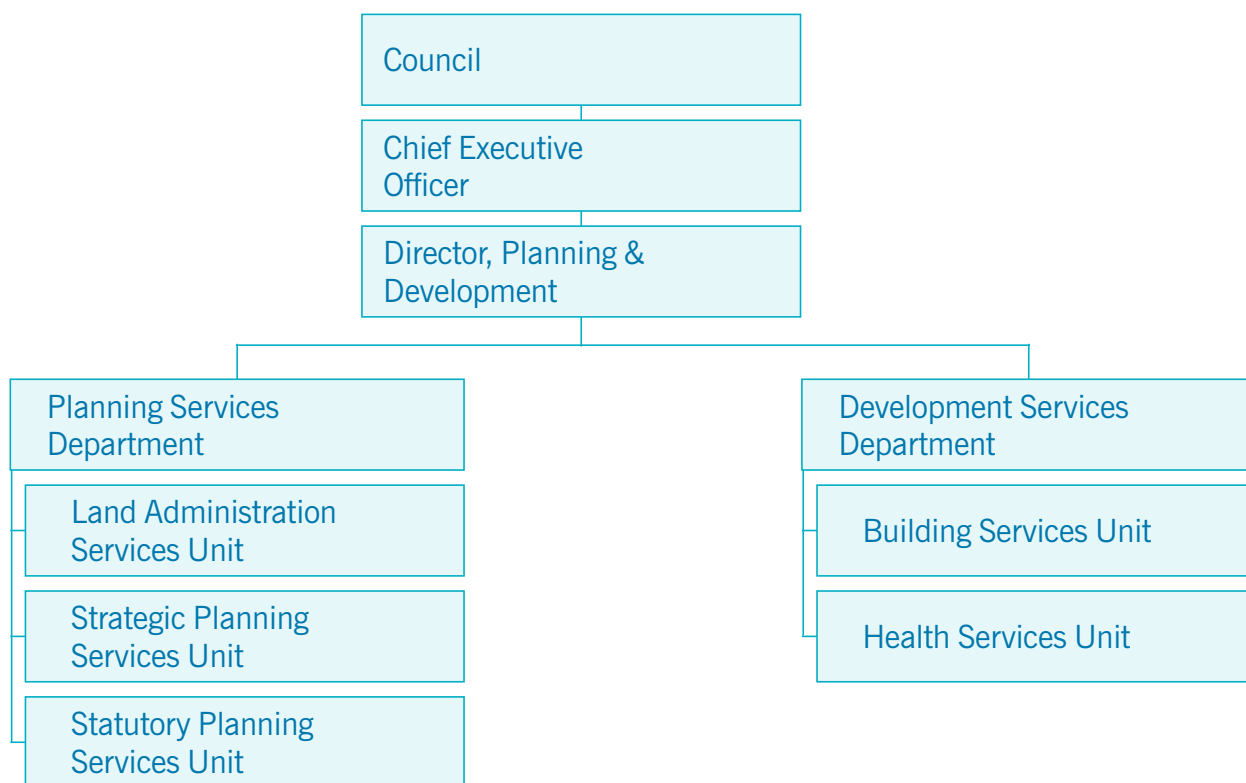
A number of major environmental capital works projects were completed, including:

- An upgrade of Davilak Trail.
- Replacing infrastructure and completing the walk trail circuit at Manning Park.
- Installing seating and signs within the Lake Coogee, Yangebup Lake and Brandwood Reserves.
- Path installation at Yangebup Lake.
- Replacement and path rationalisation at CY O' Connor Beach Reserve.
- The final stage of rabbit-proof fencing was installed at Denis de Young Reserve.
- Repairs to the bird hide facility at Lake Coogee were completed.
- Limestone path and chicane installed at Little Rush Lake.

### *Volunteers and Community Events*

- Eight community bushland events were held at a number of different reserves including Market Garden Swamp, Coogee Beach and Bibra Lake.
- The events included the launch of the Yangebup Lake Hands on Wetlands program with Cockburn Gateway Shopping City, which saw school students participate in a variety of activities.
- Other activities included an education day where students were introduced to native animals from the Native Arc Wildlife Rehabilitation Centre and guided bushwalks. Each event attracted more than 150 students.
- A popular seed collecting workshop and guided indigenous walk were held for community members at Coogee Beach.
- Collectively, more than 630 volunteers participated in events throughout 2010-2011 and contributed more than 2,400 hours valued in excess of \$72,000.





# Planning and Development Division

## Strategic Planning and Land Administration

During the year, the Strategic Planning and Land Administration Division processed a number of scheme amendments, structure plans, major projects and land development activities. These supported the continued sustainable development of the City. The projects covered the full range of land-use types, from residential through to retail, commercial, industrial, mixed use and conservation/recreation purposes. The division continued to progress other significant strategic planning activities, associated with the City being a major growth area for the Perth Metropolitan Region. The following are highlights of key achievements during 2010-11:

### Structure Plans

- Adoption of structure plans for former Coolbellup primary school sites: These structure plans provide for the former Coolbellup school sites (Koorilla, Coolbellup and North Lake primary schools) to be redeveloped into residential neighbourhoods. They provide for a range of residential densities and lot sizes and it is expected the joint venture partners, Landcorp and Delfin Lendlease, will begin construction in 2012.
- Adoption of Watsons District Structure Plan: This provides the planning framework to enable the former Watsonia smallgoods factory and surrounding land (previously zoned rural) to be transformed into a comprehensive residential development. The structure plan reflects Liveable Neighbourhoods design principles and allows for future development of the land for urban purposes in a coordinated manner. The City took a lead role in this project, recognising the fragmented nature of the land (75 different landholdings of varying size) would make it difficult for individual landowners to prepare a comprehensive proposal that met expectations for the unique locality. The area has an expected capacity of 1200 new dwellings.

- Adoption of Branch Circus District Structure Plan: this will ensure the coordinated development of this remaining important land precinct in Success. It has provided a planning framework to inform the preparation of future local structure plans with specific guidance provided on how matters such as wetland protection, fire management, the road network design and drainage considerations need to be managed. This will further secure an important development of residential land for the City moving forward, providing for more than 300 new dwellings.

### Scheme Amendments

Initiation of Scheme Amendment No. 89 for the Cockburn Coast redevelopment: The redevelopment is a major urban renewal project of national significance that will transform the former blighted industrial land between Port Coogee and South Beach into an intensive, vibrant, mixed-use coastal urban environment. It seeks to set new standards in relation to sustainability and is of major importance to the City. Council initiated a major scheme amendment for public advertising, seeking to introduce a comprehensive suite of planning controls to guide the technical design and delivery phases of the project. Initiation of the scheme amendment also included the adoption of the Draft Cockburn Coast Master Plan which, together with the scheme controls being introduced, will provide a detailed planning framework to inform future local structure planning processes.

Final approval of Scheme Amendment No. 81: Council obtained final approval for its comprehensive community facilities contribution plan, the first of its kind within Western Australia. This new plan provides significant support to the City's planned development of community infrastructure over the coming 10-year period by enabling developer contributions to help fund this infrastructure. While the City will still be funding the majority of the infrastructure, the final approval of the contribution plan helps to reflect the relationship that new development is having in generating demand for new infrastructure. The City's scheme amendment is being used as a framework that other local governments can model their contribution plan proposals on.

Final approval of Scheme Amendment No. 86, adoption of the Local Government Heritage Inventory Review and Heritage List, adoption of Draft Local Planning Policy (Heritage Conservation Design Guidelines): The City completed a heritage project that culminated in a major review of the Local Government Heritage Inventory and renewal to the Heritage List that forms part of the Town Planning Scheme. Supporting this was a scheme amendment to introduce changes to account for improved heritage management provisions and the introduction of a local planning policy to assist in establishing heritage conservation guidelines, informing the current and future management of heritage places. This is a significant project in recognition of the contribution that heritage makes to the character and appeal of the City.

### Land Administration

Land administration projects have been across land development and sales, along with the ongoing leasing and management of the City's retained land portfolio. While the property market over the past 12 months has been challenging, the City has been able to position its land portfolio in such a way that it has generated significant land sales and has planned for the development of land to sell in the short-term future. Highlights include:

- Project management of the development and subdivision of 29 residential lots within Hamilton Hill. At the end of the financial year, this major residential subdivision was nearing completion with marketing and sales activities to begin in the latter half of 2011.
- Project management of the development, subdivision and sale of Lot 174, Ely Street, Hamilton Hill. This forms part of the Phoenix Rise urban renewal project, which the City is partnering with the Department of Housing and Satterley Property Group on.

- Project management of the development, subdivision and sale of Lots 485 and 459, Bourbon Street, Hamilton Hill. This project initially involved rationalisation of former public open-space areas to create new opportunities for residential development, as part of the Phoenix Rise urban renewal project.
- Project management of the development, subdivision and sale of Lots 14 and 22, Progress Drive, Bibra Lake. This land creates two iconic sites for development, destined to form part of the growing recreation and entertainment precinct focused around Adventure World and the Bibra Lake wetland reserve.

## The Future

The 2011-12 financial year will continue with an abundance of important strategic planning initiatives, aiming to secure a prosperous and sustainable development future. The Strategic Planning and Land Administration Division is well-placed to continue this work in the coming year.

## Environmental Health Services

### Healthy lifestyle programs

#### *Co-Health*

Health Services assisted Human Services with the successful funding application for the Co-Health Healthy Lifestyles Project, part of the Healthy Communities Initiative funded by the Federal Government. The two-year \$703,607 program aims to raise residents' awareness about the benefits of a healthy lifestyle, especially those believed to be more at risk of lifestyle-related diseases. These include single parents, people not predominantly in the paid workforce and Aboriginal and Torres Strait Islanders.

#### *Healthy Lifestyles Website*

The Be Active Cockburn Healthy Lifestyles website was regularly updated to inform the public of healthy lifestyle and TravelSmart programs and information on smoking prevention and how to quit, alcohol and drugs, nutrition and mental health.

#### *Tobacco Action*

The City's Smoke-Free Environment Policy attracted a lot of interest from other councils across Australia. The signs installed at beaches and playgrounds were effective with no complaints received for breaches. Large signs at community concerts ensured a massive reduction in passive smoke at these events with smokers leaving the crowds to smoke elsewhere.

## Physical Activity and TravelSmart

The TravelSmart program aims to reduce single occupant vehicle use through the promotion of active transport, including walking, cycling and public transport. The City's TravelSmart Officer delivered a presentation with the Southern Metropolitan Public Health Unit at the Public Health Association Conference in November 2010 and presented at two forums for the Department of Transport. Two awards were received from the Department of Transport for TravelSmart programs. The TravelSmart Officer also worked closely with Engineering Services to improve the infrastructure for cycling and worked with Recreation Services to promote cycling.

Major components of the program included:

- The Launch of the Safe Speed Promise, a joint program with Fremantle funded by the WA Local Government Association.
- Completing action plans for two schools in the TravelSmart to School pilot program.
- Introducing corporate Smartriders for staff use for business travel.
- Participating in the Australia-wide Super Tuesday Bike count, to be repeated in 2013.
- More than 400 people taking the TravelSmart pledge to not drive at least one day per week.
- Developing TravelSmart access guides for the Council administration building, library and Cockburn Seniors Centre.

- Volunteer walk leaders continuing to run the Heart Foundation Walking and other walking groups. Three new walk organisers were trained and a new walking group in South Lake was launched.
- Displays promoting the benefits of regular physical activity and reduction of car use were featured at City of Cockburn events including the Cockburn Rotary Spring Fair, Teddy Bears' Picnic, Cockburn Community Bike Ride, Coogee Beach Festival and community concerts, libraries, the Cockburn Seniors Centre and other community centres.
- Walk Week events, including the pedometer challenge at the Cockburn Rotary Spring Fair and a combined event – the Fremantle Cockburn TravelSmart Trek – with the City of Fremantle.
- Pedometer loans continued at City of Cockburn Libraries.

### Environmental Health Programs

The City's health services team continued to play a regulatory role to ensure the minimum environmental health standards across the City were maintained.

#### Mosquito Program

For the first time, the City allocated the role of mosquito management to a specialist Environmental Health Officer. As City doesn't have estuaries or a river, Cockburn is unlikely to ever be a hotspot for mosquitoes. Nevertheless, it was important to closely monitor all possible breeding sites to prevent large numbers of insects causing a nuisance or spreading diseases such as Ross River virus. Attention was focused on drainage sumps and similar structures across the City with a plan being developed to identify where and when is the best time to treat problem areas with pesticides that are safe in the environment. If residents experience higher-than-normal numbers of mosquitoes, they have been asked to call the City promptly to enable investigation of nearby breeding sites.

#### Industrial Premises Program

The City's industrial premises program is now in its fourth year. The Industrial Premises Officer is continuing to work pro-actively with proprietors to achieve compliance with a wide range of minimum environmental management standards. Illegal activities, such as sand blasting and/or spray-painting in open yards, unauthorised wash down areas, the pollution of storm water, inadequate paving and draining of yards, poor housekeeping and other nuisances, are being targeted.

The majority of proprietors continue to respond positively to the benefits the City's program can offer their businesses, mostly by way of advice and information resources for improved housekeeping. One infringement notice was issued for the unauthorised discharge of a commercial waste product into the environment.

#### Contaminated Sites

The City's contaminated sites strategy for council-owned properties was adopted in February 2008. Like many other councils in Perth, most of these properties are old waste disposal sites that remain as recreation reserves or are vacant with no immediate threat to health. All potential contaminated sites owned or vested in the City have been reported to the Department of Environment and detailed inspections of these sites is progressing.

Currently, 10 sites have been reported and the City is investigating eight of these to varying degrees. These sites comprise land associated with McTaggart Cove in North Coogee, Dixon Reserve in Hamilton Hill, Bibra Lake Reserve, Howson Way – Bibra Lake, Dubove Reserve – Spearwood, Poole Reserve in Coogee, the Cockburn Fremantle Pistol Club site on the corner of Warton and Armadale Roads, Banjup, and the reserve adjacent lot to this on Warton Road. To date, no site has been determined to be a source site (i.e. leaching contaminants off site) but this may change as more detailed investigation is undertaken.

## Food

The City introduced the new Food Act and Regulations, which saw food hygiene legislation applied nationally for the first time. Assistance was given to operators of food premises to ensure the transition from the old food hygiene regulations was as smooth as possible.

A prosecution was taken under the Food Act 2008. The City was successful and the company fined \$8000 for charges relating to an ongoing poor standard of cleaning and hygiene. This food business has since been sold and is now compliant with the requirements of the act and food safety standards.

Two infringement notices were issued to food businesses – one has subsequently been withdrawn and legal action initiated against the food business proprietor.



## Dust

The summer of 2010-11 was especially dry and the City received a number of complaints about dust from development sites across Cockburn. Infringement penalties of \$500 per “dust event” were served on several developers, totalling \$7500. The City has now adopted zero-tolerance when dealing with potentially dusty activities, especially bulk earthworks on development sites. Local Government Act notices are served in relation to each dust management plan and failure to comply will result in a potential fine of \$25,000.

The City’s moratorium is strictly enforced whereby bulk earthworks are not permitted between 1 October and 1 April without the special approval of Council. Low-risk earthworks on small development sites may be considered by the City during the summer period.

A prosecution was taken under the City of Cockburn (Local Government Act) Local Laws 2000 for starting bulk earthworks at Lot 9506, McLaren Ave, in Beeliam without an approved dust management plan. The company was fined \$2500.

Nine infringements were issued for failure to abate the release of sand or dust and five infringements issued for the start of works without an approved dust management plan.

The City allocated additional funds towards the purchase of several dust deposition gauges to be installed to measure dust fall out. These gauges were installed on residential premises near Cockburn Cement, as part of a project for the WA Department of Health to measure dust impacts on residents. The results have contributed to the welcome decision by Cockburn Cement to install bag house filters on lime kiln 6 before 1 March 2012 and on kiln 5 as soon as possible afterwards.

## Noise

Under the Environmental Protection Act 1986, seven infringements were issued for the emission of unreasonable noise with fines totalling \$1750. An air-conditioner installer was found to have installed a noisy residential unit and legal action has started against the company.

## Uninhabitable Premises Policy

The Council adopted a new policy aiming to provide a compassionate and swift clean-up and repair of houses where vulnerable owners are living in squalor. This new policy replaces the traditional approach using the regulatory powers of the Health Act. The City arranged for the cleaning and repair works and the cost is levied against the property to be recouped when the property is sold. A total of two vulnerable families were recipients of this service.

## Derelict and Dangerous House – Cross Road, Spearwood

A property in Cross Road, Spearwood, was identified with a dangerous derelict asbestos house upon it. The house had been fire damaged, subject to vandalism and had accumulated a significant volume of dumped materials on the land, which included asbestos. As the company that owned the property failed to undertake the necessary work (because it had gone into receivership), the City organised the demolition of the house and removal of the contaminated rubbish. This was done under the Health Act, in the interest of protecting the public health of surrounding homes. The costs of the demolition and clean-up will be recovered when the property is sold in the future.

## Building Services

The City issued 2578 building licences for the year, a decrease of 14% on the previous year. The decrease in total building licences issued is commensurate with the reduced number of residential building licences issued. This decrease was caused by rising interest rates and the more subdued attitude of people to take on debt to construct houses, particularly first home-buyers.

While there was a decrease in the number of building licences issued, and the total value of the works fell, the fees collected remained similar to 2009-10. This was caused by a number of high value commercial and industrial building applications being submitted late in the 2010-11 financial year.

The average turnaround time for a building licence was, on average, 33 days.

The number of building applications received in 2010-11 was 2730, indicating there is underlying strength. During the same period, 2578 building licences were issued. The total value of proposed works, relevant to the building applications received, was substantially more than the value of the works issued with building licences during the 2010-11 financial year. The value of proposed works under building applications received in 2010-11 was \$521 million.

In view of current world financial conditions, it is difficult to determine which direction the building industry will take in the short term. There has, however, been an increase in the number of larger commercial projects submitted to the City, which have been issued with building licence approval. Cautious optimism should be exercised based on WA's unique position in the world as a key resource/mineral producer and the continued immigration of people to the State. This scenario will likely underpin steady growth, which should result in building application numbers and the total value of proposed works being commensurate with the past five years, as the City moves into the future.

Building approvals for 2010-11 are as follows, compared to the previous five years:

Year Ending	Permits	Value \$	Fee \$	Residential	Commercial	Industrial	Other Ancillary Buildings
30/6/06	3172	322m	1.2m	1172	115	3	1882
30/6/07	3226	540m	1.525m	1161	199	5	1871
30/6/08	3046	537m	1.646m	1068	268	5	1705
30/06/09	2776	474m	1.432m	1021	188	5	1562
30/06/10	3007	457m	1.402m	1265	165	-	1577
30/06/11	2578	380m	1.375m	899	186	1	1492

### Electronic Lodgment System (ELS)

The City issued 295 building licence approvals for single residential dwellings online in 2010-11, representing 33% of all residential building applications received.

### Built Strata title applications

During the year, Building Services issued 37 built strata title approvals.

### Other Approvals Issued 2010-11

Fifty-one demolition licences.

Twenty-seven sign licences.

### Mandatory Private Swimming Pool Inspection Program

The number of registered pools and spas within the City increased by 321 units to an end-of-year total of 5678 – an increase of 5.6%. Sixty pools and spas were removed and 1288 swimming pools were inspected throughout the year.

### Statutory Planning Services

The core activities of the City's Statutory Planning team are focused on the following areas:

1. The assessment and determination of development applications.
2. Considering proposals for the subdivision of land. In relation to this, the team provides recommendations on individual proposals to the WA Planning Commission.
3. Processing subdivision clearance requests for land recently subdivided.
4. The preparation of detailed area plans. These are designed to shape and guide the development of particular land parcels throughout the City.

For the 2010-11 financial year, the City received 1087 development applications, and determined 1051. In addition, 192 subdivision proposals were submitted for the City's consideration. This is slightly higher than in the 2009-10 financial year, a trend that is noteworthy given the global financial crisis has continued through both periods.

The two areas with the largest number of applications received were again Bibra Lake (136) and Hamilton Hill (119), representing 23% of all development applications.

The average turnaround times for the receipt, assessment and determination of development applications throughout the 2010-11 financial year was 62 days. This compares to a response rate of 34 days in the 2008-09 period. The median time to determine an application was 44 days. These figures include time lost due to deferral (such as where there is insufficient information).

The loss of senior staff during the period, increasing numbers of applications and the complexity of development proposals – such as the Cockburn Gateways Shopping City and Cockburn Central developments – has impacted the average turnaround times in 2010-11.

The 62-day average processing time currently matches the statutory period for the determination of non-advertised development applications at 60 working days (and 90 days for advertised proposals). The City is therefore complying with the statutory obligations for determination of applications.

As the City has grown, both physically and in terms of its diversity, and as it has become a destination of choice for residents and businesses alike, high-quality development outcomes are now a critical prerequisite. In a concerted effort to ensure the delivery of such outcomes,

the Statutory Planning team ensures development proposals are subject to critical and robust assessment. Staff engage in pre-lodgment meetings to ensure maximum benefit is derived from all significant development proposals. While this process takes time, it is considered to be time well spent, given the successful development outcomes that are increasingly evident throughout the City.

The department dealt with 109 registered compliance matters in 2010-11, compared to 89 in the preceding period. There has been a number of high-profile compliance matters undertaken by the City and, in some cases, significant fines have been imposed for non-compliance with Planning Approvals.

The Statutory Planning team is also responsible for the preparation of zoning statements. Zoning statements provide comprehensive information relative to a particular property. Typically prepared for settlement agents, these statements form part of the information made available to purchasers as part of the property sales process.

The City provided 2574 zoning statements during the 2010-11 financial year, compared to 3234 in 2009-10. This represents a 20% decrease. However, this is still higher than the number processed in the 2008-2009 period and is indicative of the strong interest in and obvious development potential of the City of Cockburn as a place to live, work and play.

### Online Lodgment (Master Plan)

There have been significant enhancements to the City's online planning facilities for the benefit of customers and staff. This has included the introduction of an online planning application form and making the product more user-friendly.

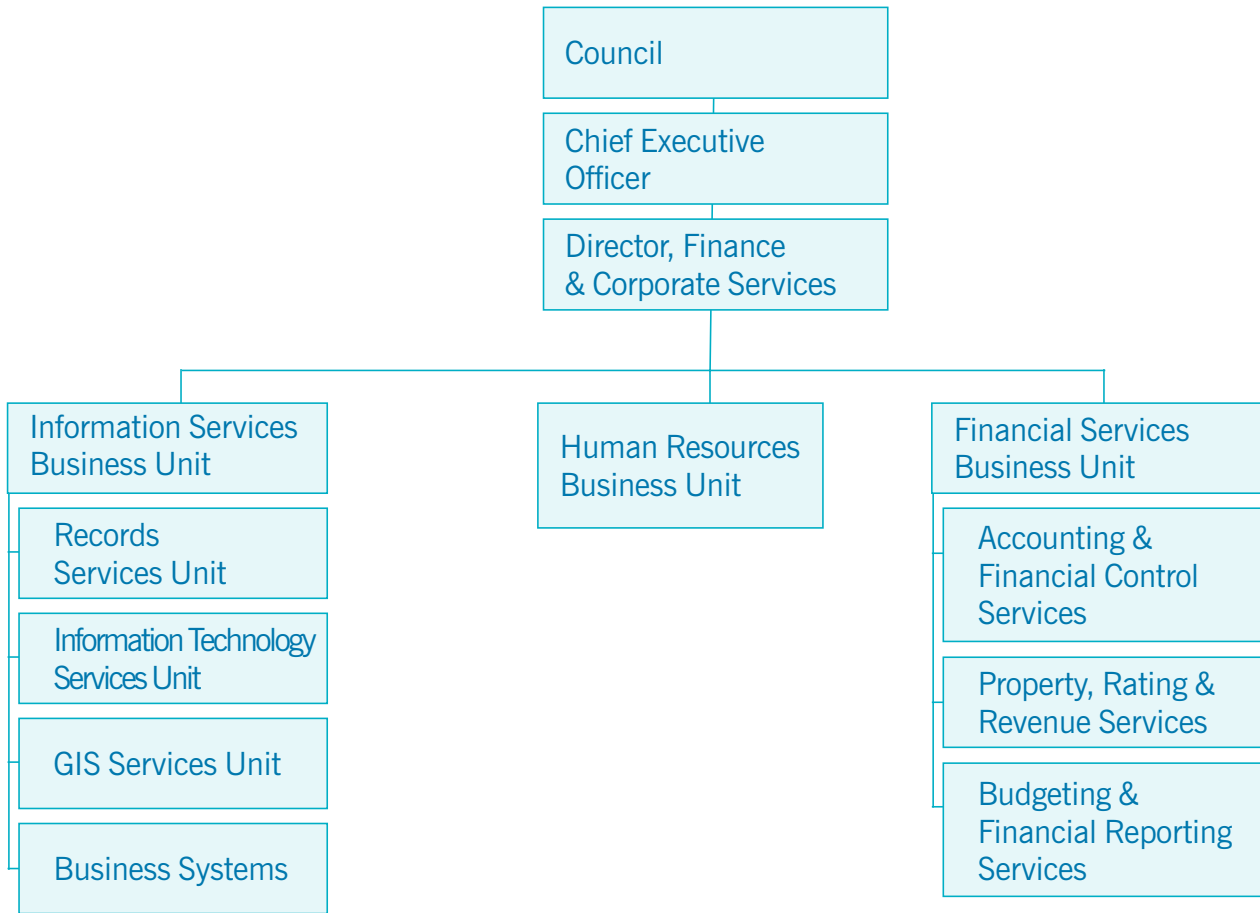
This process of continual improvement will continue with an online payment functionality still in development. In addition, the long-term aspiration is the master plan system will integrate more effectively with the City's property CI (database) system. This is the subject of ongoing investigation and development.



## City of Cockburn Awards and Achievements 2010 – 2011

YEAR	MONTH	AGENCY	AWARD/CATEGORY
2010	Aug	Local Government Insurance Services	Safety and Health Management System Gold Certificate for compliance in occupational safety and health policies, procedures and practices using the benchmark of AS 4801:2001
2010	Aug	WALGA	WA Local Government Association Biodiversity Award in recognition of the City of Cockburn's landowners' biodiversity conservation grant program"
2010	Aug	WALGA	WA Local Government Association Distinguished Service Award – Awarded to Cr Valma Oliver
2010	Aug	ICLEI Oceania	Award for Milestone 1 of the ICLEI Water Campaign
2010	Aug	Department of Training and Workforce Development	Finalist in the category of flexible training and development,, WA Training Awards 2010
2010	Sep	Department of Transport	TravelSmart Award in recognition and appreciation of the City of Cockburn's support of the TravelSmart local government program
2010	Sep	Department of Transport	Mayor Logan K. Howlett won the TravelSmart Champion of the Year Award
2010	Sep	UDIA	Finalist in the category of masterplanned development for the Harvest Lakes development at the 2010 Awards for Excellenc
2010	Oct	Department of Transport	Award for "Successfully completing a workplace travel plan as part of the TravelSmart Workplace Program 2010", TravelSmart Local Government Awards 2010.
2010	Oct	Department for Communities	City of Cockburn Seniors Centre – Winner of the Bendigo Bank Active Ageing Leadership Award.
2010	Nov	IFAP (Industrial Foundation for Accident Prevention)	Safety Achievement Award for "Successfully achieving a 12.5% reduction in the lost-time injury frequency rate for the period 1 January 2010 to 30 June 2010" at the IFAP/CGU Safe Way Awards.
2010	Nov	COTA (Council of the Ageing)	South Lake Leisure Centre was awarded a Gold Excellence Award at the 2010 Living Longer, Living Stronger Excellence Awards.
2010	Dec	WA State Government	City of Cockburn nominated for the Count Me In Award for Local Government and was highly commended for its disability awareness training program.
2011	Mar	SEA (Sustainable Energy Association)	The City of Cockburn was highly commended in the SEA Awards for its renewable energy program under the community and regional partnerships initiative Category.
2011	Jun	2011 National Awards for Local Government	The City of Cockburn was a winner in the 2011 National Awards for Local Government in the category of climate change and sustainability. The award recognises local government innovation in a variety of fields. 152 entries were received from across the nation and only 17 winners chosen across 10 categories.
2011	Jun	Keep Australia Beautiful WA – 2011 Clean Beach Awards	Coogee Beach was given WA's Friendliest Beach Award. The City was also highly commended by Keep Australia Beautiful WA for environmental protection at Coogee Beach.





# Finance & Corporate Services Division

### *Internal Audit Program*

The 2010-11 financial year saw the continuation of a three-year internal audit program led by the Paxon Group. The reviews covered:

- (1) Internal audit project – follow-up review.
- (2) Internal audit project No.15 – records management.
- (3) Internal audit project No.5 – disposal site fees.
- (4) Internal audit project No. 21 – environmental services grant allocation and management.
- (5) Internal audit project No. 22 – community services – grants and donations.
- (6) Internal audit project No.17 – staff security cards.
- (7) Internal audit project No.16 – long-service leave recoup entitlements.
- (8) Internal audit project No.18 – leave entitlements.
- (9) Internal audit project No. 9 – property leases.
- (10) Internal audit project No.14 – credit card payments.
- (11) Internal audit project No.12 – hiring of halls, recreational facilities and reserves.
- (12) Internal audit project No.13 – library services fees and charges.
- (13) Internal audit project No.23 – termination processes.
- (14) Internal audit project No. 2 – timesheets.
- (15) Internal audit project No. 20 – freedom of information.
- (16) Internal audit project – Jean Willis Centre.

Each audit was extensive and detailed and, as a result, has led to processes being either updated or new ones established to keep track of new systems and personnel.

For 2010-11, the internal auditors completed a review of the audits undertaken to date with a specific aim of reviewing the last 10 internal audits to ensure compliance and follow through with original findings.

### *Audit Independence and Committee*

The City has both an external and internal auditor. The former is to review and audit the statutory financial statements of the City. This function is performed by Mr Michael Hillgrove of Grant Thornton. The latter, the internal audit, is undertaken by the Paxon Group (formerly Stamfords). Both submit their reports to the Audit and Strategic Finance Committee. The external audit is then adopted by Council and is presented to the annual electors' meeting.

The Audit Committee is a formally-appointed committee of Council and is part of the governance obligations to the community. The Audit and Strategic Finance Committee is the only committee required to be formed under the Local Government Act. The Audit and Strategic Finance Committee is to facilitate:

- Enhancement of the credibility and objectivity of internal and external financial reporting.
- Effective management of financial and other risks and protection of the City's assets.
- The effectiveness of the internal audit program and function.
- Strategic financial issues faced by the Council.

Membership of the Audit and Strategic Finance Committee consists of the Mayor and four elected members. Cr Tony Romano is the presiding member of the committee. Advisers to the committee are the CEO and Finance and Corporate Services Director plus other staff as required or directed. Both the internal and external auditors may attend as required.

## Human Resources

The Human Resources section provides payroll, training, human resource management and health and safety services.

Over the past financial year, the City produced a human resources management strategy. It includes key objectives for recruitment, retention, capacity-building, Aboriginal employment, workforce planning, safety and well-being.

Learning and development initiatives included nationally accredited supervisory and management courses, time management and Microsoft Project training. Aboriginal awareness, disability access and inclusion training and Office 2007 training was also conducted across the organisation. The City won Employer of the Year at the 2011 WA Department of Training and Workforce Development Awards.

The City also finalised its collective bargaining with employees when the City of Cockburn Enterprise Agreement 2010-2013 was registered with Fair Work Australia. A review of the operations wage structure was conducted in 2011 and the scale adjusted to ensure salaries for operations employees were competitive.



## Information Services

This group consists of Business Systems, Information Technology, Geographic Information Services (GIS) and Records Management.

Given the all-pervasive nature of information systems in today's society, the reach of this business unit is wide and far. Below is a brief description of the role each department plays in maintaining a modern information system so the City can undertake its role in the community.

### Information Technology (IT)

This is the area of information services that supports and builds the IT infrastructure and also supports users who use the equipment and software packages. The past financial year saw the roll out of 200 VMware VMview Thin Clients and IP Telephony to all staff located in all buildings, excluding the administration office. This technology will be rolled out in this area in 2011-12.

### GIS (Geographic Information System)

The City maintains a comprehensive suite of GIS maps and layers that assist City staff in doing their jobs efficiently and effectively. In 2010-11, Nearmaps aerial photography was introduced into the system. This provides the public and staff with a new aerial photo every couple of months. The public mapping system has been upgraded to the latest version, providing new functionality and a simpler user interface.

### Business Systems

This unit is responsible for implementing, upgrading and supporting all software packages used by the City. It is also responsible for developing and updating of the City's website. During 2010-11, the City's property system was upgraded to enable the finance and property systems to be one and have the same user interface. Social network functionality was introduced to the City's website. A new web page and content management system will be launched in 2011-12 as part of a large-scale Information Systems project.

### Records Management

This area within the City's administration records the movement of all correspondence, including the attachment of documents. The City is continuing to scan and digitally record all current records and mail coming into, or leaving, the City and will have all property documents in digital format at the completion of the 2011-12 financial year.

### Financial Services

The City's Financial Services unit comprises several key service delivery functions, including management and financial accounting, procurement and tendering and property rating. The year in review saw significant change come about in both methods of service delivery and the technological advancement of systems used. Some of the major highlights and achievements performed within the unit were:

- The City successfully completed a major upgrade to its land and property management software.  
Management accounting reduced the monthly reporting cycle to three working days from the month's end (previously five). This measure fosters better decision-making and improved monitoring and control of financial performance.
- The accounting teams implemented process improvements and automation of transactional business processes, resulting in improved efficiencies and less waste. The outcomes achieved were consistent with the "paperless office" ideal.

The City's risk management initiatives were stepped up during the year through the completion of an extensive internal audit program. This entailed an unprecedented and detailed review of financial and other processes across the organisation.

- The procurement and tendering team successfully introduced an e-tendering service. It facilitates the electronic lodgment of tenders to the City via a hosted web interface and further demonstrates the City's commitment to the more sustainable paperless office concept.
- A new enterprise-wide budgeting software tool was implemented by management accounting. It provided managers with a sophisticated interface that is intuitive and easy to use in preparing annual budget submissions. A two-year rolling budget concept was also established as part of the configuration.
- The property and rating team achieved an outstanding 99% collection of rates levied in 2009-10. This was achieved through a disciplined and highly effective debt-management strategy.
- The City continued to pursue a conservative investment strategy, targeting high-yielding term deposits with highly rated Australian banks. Through active management, the City was able to regularly outperform the UBS Warburg AUD Bank Bill Index (a common benchmark for short-term cash investments).







# Concise Financial Report

for the Year Ended 2011

### Basis of preparation of the concise financial report

The concise financial report of the City of Cockburn is an extract of the full financial report for the year ended 30 June 2011. The concise financial report has been prepared in accordance with AASB 1039 “Concise Financial Reports”.

The financial statements comprising the concise financial report have been derived from and are consistent with the full financial report of the City. A full description of the accounting policies adopted by the City is provided within the 2011 full financial report. The accounting policies are consistent with those of the previous financial year.

The concise financial report cannot be expected to provide as detailed an understanding of the financial performance, financial position and financing and investing activities of the City of Cockburn, as is provided in the full financial report. A copy of the full financial report and auditor’s report is available for inspection on the City’s website and head office.

### Statement by Chief Executive Officer

The attached financial statements comprising the concise financial report of the City of Cockburn for the financial year ended 30th June 2011 are in my opinion properly drawn up to present fairly the financial position of the City of Cockburn at 30th June 2011 and the results of the operations for the financial year then ended in accordance with the Australian Accounting Standards.



Stephen Cain  
Chief Executive Officer - City of Cockburn  
Signed on the 8th November 2011



10 Kings Park Road  
West Perth WA 6005  
PO BOX 570  
West Perth WA 6872

T +61 8 9480 2000  
F +61 8 9322 7787  
E [info.wa@au.gt.com](mailto:info.wa@au.gt.com)  
W [www.granthornton.com.au](http://www.granthornton.com.au)

**Independent Auditor's Report  
To the Ratepayers of City of Cockburn**

The accompanying concise financial report of the City of Cockburn comprises the statement of financial position as at 30 June 2011, the statement of comprehensive income, statement of changes in equity and statement of cash flows for the year then ended, derived from the audited financial report of the City of Cockburn for the year ended 30 June 2011. The concise financial report does not contain all the disclosures required by the Australian Accounting Standards.

**Councils' Responsibility for the Concise Financial Report**

The Council is responsible for the preparation and presentation of the concise financial report in accordance with Accounting Standard AASB 1039 Concise Financial Reports. This responsibility includes establishing and maintaining internal control relevant to the preparation of the concise financial report; selecting and applying appropriate accounting policies; and making accounting estimates that are reasonable in the circumstances.

**Auditor's responsibility**

Our responsibility is to express an opinion on the concise financial report based on our audit procedures. We have conducted an independent audit, in accordance with Australian Auditing Standards, of the financial report of the City of Cockburn for the year ended 30 June 2011. Our audit report on the financial report for the year was signed on 8 November 2011 and was not subject to any modification. The Australian Auditing Standards require that we comply with relevant ethical requirements relating to audit engagements and plan and perform the audit to obtain reasonable assurance whether the financial report for the year is free from material misstatement.

Our procedures in respect of the concise financial report included testing that the information in the concise financial report is derived from, and is consistent with, the financial report for the year, and examination on a test basis, of evidence supporting the amounts, discussion and analysis, and other disclosures which were not directly derived from the financial report for the year. These procedures have been undertaken to form an opinion whether, in all material respects, the concise financial report complies with Accounting Standard AASB 1039 Concise Financial Reports.

Grant Thornton Audit Pty Ltd ABN 94 259 009 023  
a subsidiary or related entity of Grant Thornton Australia Ltd ABN 41 127 556 389


Grant Thornton Australia Limited is a member firm within Grant Thornton International Ltd. Grant Thornton International Ltd and the member firms are not a worldwide partnership. Grant Thornton Australia Limited, together with its subsidiaries and related entities, delivers its services independently in Australia.

Liability limited by a scheme approved under Professional Standards Legislation

We believe that the audit evidence we have obtained is sufficient and appropriate to provide a basis for our audit opinion.

**Auditor's opinion on the Concise Financial Report**

In our opinion, the concise financial report of the City of Cockburn for the year ended 30 June 2011 complies with Accounting Standard AASB 1039 Concise Financial Reports.



GRANT THORNTON AUDIT PTY LTD  
Chartered Accountants



M J Hillgrove  
Director - Audit & Assurance

Perth, 8 November 2011

<b>Statement of Financial Position</b>	Actual	Budget	Actual
As at 30 June 2011	2010/11	2010/11	2009/10
	\$	\$	\$
<b>CURRENT ASSETS</b>			
Investments	2,539,916	-	5,655,072
Cash and Cash Equivalents	63,098,349	38,190,520	45,224,495
Trade & Other Receivables	8,253,232	5,891,000	7,129,163
Inventories	49,662	30,000	38,759
<b>Total Current Assets</b>	<b>73,941,159</b>	<b>44,111,520</b>	<b>58,047,489</b>
<b>CURRENT LIABILITIES</b>			
Trade & Other Payables	6,596,300	1,750,000	7,357,243
Provisions	4,088,037	3,000,000	4,322,945
<b>Total Current Liabilities</b>	<b>10,684,337</b>	<b>4,750,000</b>	<b>11,680,188</b>
<b>NET CURRENT ASSETS</b>	<b>63,256,822</b>	<b>39,361,520</b>	<b>46,367,301</b>
<b>NON CURRENT ASSETS</b>			
Investments	6,381,474	-	8,372,414
Other Receivables	495,164	460,000	524,045
Property, Plant, & Infrastructure	644,388,444	710,706,707	669,235,006
<b>Total Non Current Assets</b>	<b>651,265,081</b>	<b>711,166,707</b>	<b>678,131,466</b>
<b>NON CURRENT LIABILITIES</b>			
Other Payables	2,406,562	2,593,750	2,875,608
Provisions	689,940	550,000	701,273
<b>Total Non Current Liabilities</b>	<b>3,096,502</b>	<b>3,143,750</b>	<b>3,576,881</b>
<b>NET ASSETS</b>	<b>711,425,402</b>	<b>747,384,478</b>	<b>720,921,886</b>
<b>EQUITY</b>			
Accumulated Surplus	348,001,756	327,977,190	340,620,701
Reserves - Cash/Investment Backed	49,843,662	29,493,121	37,343,185
Reserves - Asset Revaluation	313,579,984	389,914,167	342,958,000
<b>TOTAL EQUITY</b>	<b>711,425,402</b>	<b>747,384,478</b>	<b>720,921,886</b>

<b>Statement of Changes in Equity</b> For the year ended 30 June 2011	Actual 2010/11	Budget 2010/11	Actual 2009/10
	\$	\$	\$
<b>RESERVES CASH/INVESTMENT BACKED</b>			
Balance at beginning of year	37,343,185	29,424,638	31,222,801
Transfer from accumulated surplus	20,988,052	16,621,646	21,959,515
Transfer to accumulated surplus	(6,912,574)	(16,553,163)	(15,839,131)
Impairment of Investment Provision	(1,575,000)	-	-
Balance at end of reporting period	49,843,662	29,493,121	37,343,185
<b>RESERVES - ASSET REVALUATION</b>			
Balance at beginning of year	342,958,000	389,914,167	342,958,000
Revaluation Increments during year	22,089,592	-	-
Revaluation Decrements during year	(51,467,608)	-	-
Balance at end of reporting period	313,579,984	389,914,167	342,958,000
<b>TOTAL RESERVES</b>	<b>363,423,646</b>	<b>419,407,288</b>	<b>380,301,184</b>
<b>ACCUMULATED SURPLUS</b>			
Balance at beginning of year	340,620,702	316,049,792	324,902,454
Change in Net Assets	19,881,532	11,995,881	21,838,630
Transfer from reserves	6,912,574	16,553,163	15,839,131
Transfer from reserves - Impairment	1,575,000	-	-
Transfer to reserves	(20,988,052)	(16,621,646)	(21,959,515)
Balance at end of reporting period	348,001,756	327,977,190	340,620,701
<b>TOTAL EQUITY</b>	<b>711,425,402</b>	<b>747,384,478</b>	<b>720,921,886</b>

## Statement of Comprehensive Income

by program

For the year ended 30 June 2011	Actual 2010/11	Budget 2010/11	Actual 2009/10
	\$	\$	\$
<b>REVENUES</b>			
<b>Revenue From Ordinary Activities</b>			
General Purpose Funding	54,722,985	51,408,286	48,133,696
Governance	79,352	188,082	165,220
Law Order & Public Safety	2,714,324	2,195,276	2,463,636
Health	204,024	163,913	256,478
Education & Welfare	6,003,402	5,527,799	5,140,713
Community Amenities	28,626,700	25,084,282	24,055,629
Recreation & Culture	3,355,536	2,868,121	2,847,308
Transport	240,055	182,260	194,600
Economic Services	2,098,429	1,932,476	1,897,645
Other Property & Services	921,449	363,178	762,320
<b>TOTAL OPERATING REVENUES</b>	<b>98,966,255</b>	<b>89,913,673</b>	<b>85,917,244</b>
<b>EXPENSES</b>			
General Purpose Funding	(1,422,653)	(1,294,246)	(1,018,525)
Governance	(5,831,687)	(6,749,115)	(6,124,219)
Law Order & Public Safety	(3,618,862)	(3,576,350)	(3,966,154)
Health	(1,777,100)	(1,766,099)	(1,673,169)
Education & Welfare	(9,731,526)	(9,167,066)	(8,406,252)
Community Amenities	(25,794,305)	(25,179,663)	(21,716,575)
Recreation & Culture	(19,071,164)	(18,864,007)	(17,683,181)
Transport	(19,699,293)	(19,757,425)	(18,317,326)
Economic Services	(1,846,272)	(1,793,909)	(1,713,238)
Other Property & Services	(2,067,209)	(1,268,905)	(2,046,675)
<b>Total Operating Expenditure</b>	<b>(90,860,070)</b>	<b>(89,416,785)</b>	<b>(82,665,313)</b>
<b>Increase/(Decrease)</b>	<b>8,106,185</b>	<b>496,888</b>	<b>3,251,931</b>
<b>GRANTS/CONTRIBUTIONS TOWARDS ASSETS</b>			
Law Order & Public Safety	389,385	-	-
Education & Welfare	9,239	-	-
Recreation & Culture	3,018,246	3,050,000	6,750,198
Transport	4,608,642	8,998,150	3,711,782
Other Property & Services	686,561	(1,618,610)	251,964
	<b>8,712,072</b>	<b>10,429,540</b>	<b>10,713,945</b>
Gifted And Previously Unrecognised Assets	4,152,131	-	6,661,611
Impairment Charge for Non-Current Investments	(1,575,000)	-	-

PROFIT/(LOSS) ON DISPOSAL OF ASSETS

Proceeds from Sale	2,045,547	5,377,675	4,316,936
Book Value	(1,559,403)	(4,308,222)	(3,105,792)
	486,144	1,069,453	1,211,144

<b>NET RESULT</b>	<b>19,881,532</b>	<b>11,995,881</b>	<b>21,838,630</b>
-------------------	-------------------	-------------------	-------------------

OTHER COMPREHENSIVE INCOME

Changes on revaluation of non-current assets	(29,378,016)	-	-
	(29,378,016)	-	-

<b>TOTAL COMPREHENSIVE INCOME</b>	<b>(9,496,484)</b>	<b>11,995,881</b>	<b>21,838,630</b>
-----------------------------------	--------------------	-------------------	-------------------

## Income Statement

by Nature or Type

	Actual 2010/11 \$	Budget 2010/11 \$	Actual 2009/10 \$
<b>OPERATING REVENUE</b>			
Rates	46,480,806	45,693,131	41,942,306
Fees and Charges	38,056,586	33,846,202	32,810,171
Grants and Subsidies	8,109,058	6,675,961	7,181,249
Contributions, Donations and Reimbursements	880,290	314,167	615,327
Interest Earnings	5,111,307	3,364,241	3,339,396
Other revenue and Income	328,209	19,971	28,794
<b>Total Operating Revenue</b>	<b>98,966,255</b>	<b>89,913,673</b>	<b>85,917,244</b>
<b>OPERATING EXPENDITURE</b>			
Employee Cost	(32,857,782)	(33,262,501)	30,471,691)
Materials and Contracts	(26,894,292)	(26,792,251)	(24,824,749)
Utilities	(3,358,015)	(2,940,834)	(2,689,298)
Interest Expenses	-	-	-
Insurances	(1,823,255)	(1,550,691)	(1,511,080)
Other Expenses	(6,987,679)	(6,500,821)	(5,342,663)
Depreciation on Non Current Assets	(18,939,048)	(18,369,688)	(17,825,832)
<b>Total Operating Expenditure</b>	<b>(90,860,070)</b>	<b>(89,416,785)</b>	<b>(82,665,313)</b>
<b>CHANGE IN NET ASSETS RESULTING FROM OPERATING ACTIVITIES</b>	<b>8,106,185</b>	<b>496,888</b>	<b>3,251,931</b>
<b>NON-OPERATING ACTIVITIES</b>			
Capital Grants & Subsidies	7,501,480	8,788,123	8,350,253
Contributions - Asset Development	5,362,723	1,641,417	9,025,302
Impairment Charge - Non Current Investments	(1,575,000)	-	-
Profit/(Loss) on Sale of Assets	486,144	1,069,453	1,211,144
<b>Total Non-Operating Activities</b>	<b>11,775,347</b>	<b>11,498,993</b>	<b>18,586,699</b>
<b>NET RESULT</b>	<b>19,881,532</b>	<b>11,995,881</b>	<b>21,838,630</b>

<b>Statement of Cash Flows</b> For the year ended 30 June 2011	Actual 2010/11	Budget 2010/11	Actual 2009/10
	\$	\$	\$
<b>CASH FLOWS FROM OPERATING ACTIVITIES</b>			
<b>Payments</b>			
Employee Cost	(33,104,024)	(33,262,501)	(29,858,308)
Materials and Contracts	(27,394,487)	(31,192,251)	(23,238,713)
Utilities	(3,358,015)	(2,940,834)	(2,689,298)
Insurances	(1,823,255)	(1,550,691)	(1,511,080)
Other Expenses	(6,987,679)	(6,500,821)	(5,342,663)
GST on Payments	(5,205,696)	-	(2,372,444)
	(77,873,155)	(75,447,097)	(65,012,505)
<b>Receipts</b>			
Rates	46,213,781	45,693,131	41,357,298
Fees and Charges	39,320,091	34,996,202	31,683,614
Contributions, Donations and Reimbursements	880,290	314,167	615,327
Interest Received	4,270,972	3,364,241	2,970,876
Grants & Subsidies - Operating	8,109,058	7,025,961	7,632,737
Other Revenue/Income	418,184	19,971	28,794
GST Refunded by ATO	2,714,494	2,900,000	2,372,444
	101,926,871	94,313,673	86,661,090
<b>NET CASH FLOWS PROVIDED BY/(USED IN) OPERATING ACTIVITIES</b>	<b>24,053,717</b>	<b>18,866,576</b>	<b>21,648,585</b>
<b>CASH FLOWS FROM INVESTING ACTIVITIES</b>			
Proceeds from Sale on Non Current Assets	2,045,547	5,377,675	4,316,936
Purchase Furniture and Equipment	(153,148)	-	(100,102)
Purchase Computer Equipment	(94,913)	(297,500)	(564,698)
Purchase & Construction of Infrastructure Assets	(9,599,459)	(22,128,935)	(9,562,303)
Purchase Plant and Machinery	(4,709,039)	(5,358,104)	(3,458,656)
Purchase & Development of Land	(991,502)	(1,861,597)	(402,431)
Purchase & Construction of Buildings	(5,329,713)	(9,308,481)	(12,833,576)
Grants & Contributions for the Development of Assets	8,749,978	10,429,540	10,676,039
Net Movement in Investments	4,371,431	-	124,509
<b>NET CASH FLOWS PROVIDED BY/(USED IN) INVESTING ACTIVITIES</b>	<b>(5,710,817)</b>	<b>(23,147,402)</b>	<b>(11,804,281)</b>
<b>CASH FLOWS FROM FINANCING ACTIVITIES</b>			
Increase/(Decrease in Bonds Held)	(469,045)	-	443,143
Proceeds from New Borrowings	-	-	-

NET CASH FLOWS PROVIDED BY/(USED IN) FINANCING ACTIVITIES	(469,045)	-	443,143
Net Increase/(Decrease) In Cash during year	17,873,854	(4,280,826)	10,287,447
Cash At Beginning Of Reporting Period	45,224,495	42,471,347	34,937,048
CASH & CASH EQUIVALENTS AT END OF REPORTING PERIOD	63,098,349	38,190,520	45,224,495

<b>Rate Setting Statement</b>	Actual	Budget
For the year ended 30 June 2010	2010/11	2010/11
	\$	\$
<b>Operating Revenue</b>		
General Purpose Funding (Excluding Rates)	8,242,180	5,715,155
Governance	79,352	188,082
Law, Order and Public Safety	2,714,324	2,195,276
Health	204,024	163,913
Education and Welfare	6,027,619	5,535,067
Community Amenities	28,626,700	25,084,282
Recreation and Culture	2,638,335	2,868,121
Transport	4,485,563	329,806
Economic Services	2,098,429	1,932,476
Other Property and Services	2,007,199	1,277,816
<b>Total Operating Revenue</b>	<b>57,123,725</b>	<b>45,289,995</b>
<b>Operating Expenditure</b>		
General Purpose Funding	(1,422,653)	(1,294,246)
Governance	(5,831,687)	(6,749,115)
Law, Order and Public Safety	(3,618,862)	(3,576,350)
Health	(1,777,100)	(1,766,099)
Education and Welfare	(9,731,526)	(9,167,066)
Community Amenities	(25,794,305)	(25,179,663)
Recreation and Culture	(19,071,164)	(18,864,007)
Transport	(19,699,293)	(19,757,425)
Economic Services	(1,846,272)	(1,793,909)
Other Property and Services	(2,067,209)	(1,268,905)
<b>Total Operating Expenditure</b>	<b>(90,860,070)</b>	<b>(89,416,785)</b>
<b>Change in Net Assets Resulting from Operations before Rates</b>	<b>(33,736,346)</b>	<b>(44,126,790)</b>
<b>Less Non-Cash Expenses and Income</b>		
(Profit)/Loss on Assets Disposals	(486,144)	(1,069,453)
Depreciation on Assets	18,939,048	18,369,688
Non-Current Accrued Debtors	37,906	-
Movement in Non-Current Employee Benefit Provisions	(11,333)	-
	(15,256,870)	(26,826,555)
<b>Less Capital Expenses</b>		
Purchase of Land and Buildings	(6,501,215)	(11,155,078)
Purchase of Infrastructure Assets	(13,571,590)	(22,128,935)
Purchase of Plant and Machinery	(4,717,388)	(5,358,104)
Purchase of Furniture and Equipment	(142,784)	-
Purchase of Computer Equipment	(96,928)	(312,500)
Transfer to Reserves	(20,988,052)	(16,621,646)
	(61,274,827)	(82,402,817)
<b>Add Funding from Contributions/Grants for the development of Assets</b>	<b>8,712,072</b>	<b>10,429,540</b>

Proceeds on Sale of Assets	2,045,547	5,377,675
Reserves	8,487,574	16,553,163
Deferred Pensioner Rates Movement	(9,024)	-
	(42,038,657)	(50,042,439)
<b>Adjustments</b>		
Impairment provision charged - Non Current Investment	(1,575,000)	-
Net movement in unspent grants & contributions	3,991,021	131,600
	(39,622,636)	(49,910,839)
Add: Opening Funds	5,243,148	4,217,709
Less: Closing Funds	(12,101,318)	(0)
<b>Amount Raised from Rates</b>	<b>(46,480,806)</b>	<b>(45,693,131)</b>

