



City of Cockburn
Ordinary Council Meeting
Minutes

For Tuesday, 13 February 2024

These Minutes are confirmed

Presiding Member's signature

A handwritten signature in blue ink, reading 'Logan Hawes', is written over a horizontal line.

Date: 12 March 2024

The Council of the City of Cockburn

**Ordinary Council Meeting
Tuesday, 13 February 2024 at 7.00pm**

Minutes

	Page
1. Declaration of Meeting	4
2. Appointment of Presiding Member (If required)	5
3. Disclaimer (To be read aloud by Presiding Member)	5
4. Acknowledgement of Receipt of Written Declarations of Financial Interests and Conflict of Interest (by Presiding Member)	5
5. Apologies & Leave of Absence	5
6. Response to Previous Public Questions Taken on Notice	5
7. Written Requests for Leave of Absence	5
8. Public Question Time	6
9. Confirmation of Minutes	8
9.1 Minutes of the Ordinary Council Meeting - 14/12/2023	8
9.1 (2024/MINUTE NO 0001) Minutes of the Ordinary Council Meeting - 14/12/2023	8
10. Deputations	8
11. Business Left Over from Previous Meeting (if adjourned)	8
12. Declaration by Members who have Not Given Due Consideration to Matters Contained in the Business Paper Presented before the Meeting	9
13. Decisions Made at Electors Meeting	9
14. Reports - CEO (and Delegates)	10
14.1 Finance	10
14.1.1 (2024/MINUTE NO 0002) Mid-Year Budget Review 2023-24	10
14.1.2 (2024/MINUTE NO 0003) Payments Made from Municipal Fund and Local Procurement Summary - November and December 2023	57
14.1.3 (2024/MINUTE NO 0004) Monthly Financial Report - November and December 2023	217
14.2 Operations	263
14.2.1 (2024/MINUTE NO 0005) Relinquishment of Management Order - Reserve 45964 Lot 2120 Bennett Avenue, North Coogee	263
14.3 Governance and Strategy	266
14.3.1 (2024/MINUTE NO 0006) Independent Committee Members - Meeting Attendance Fees	266



14.3.2 (2024/MINUTE NO 0007) Agenda Briefing - Terms of Reference Review 270

14.4 Corporate Affairs..... 274

14.4.1 (2024/MINUTE NO 0008) Sister City Reference Group Proposed Delegations 274

14.5 People Experience and Transformation..... 279

14.5.1 (2024/MINUTE NO 0009) Payment to Employees in Addition to Award or Contract Policy 279

15. Reports-Standing Committee 288

16. Committee Minutes 288

17. Motions of Which Previous Notice Has Been Given 288

18. Notices Of Motion Given At The Meeting For Consideration At Next Meeting..... 288

19. New Business of an Urgent Nature Introduced by Members or Officers..... 288

20. Matters to be Noted for Investigation, Without Debate 288

21. Confidential Business 289

21.1 (2024 MINUTE NO 0010) Cockburn Sports Hall of Fame 2024 Inductees 289

21.2 (2024/MINUTE NO 0011) Confidential Service Report 290

22. (2024/MINUTE NO 0012) Resolution of Compliance 291

23. Closure of Meeting..... 291



Minutes

In Attendance

Elected Members

Mayor L Howlett (Presiding Member)	
Deputy Mayor C Stone	Central Ward
Cr P Eva	Central Ward
Cr T Widenbar	Central Ward
Cr T Dewan	East Ward
Cr C Reeve-Fowkes	East Ward
Cr C Zhang	East Ward
Cr K Allen	West Ward
Cr P Corke	West Ward
Cr M Separovich	West Ward

In Attendance

Mr D Simms	Chief Executive Officer
Mr D Arndt	Chief of Built and Natural Environment
Ms V Green	Executive Corporate Affairs
Ms E Milne	Executive Governance and Strategy
Mr A Lees	Chief of Operations
Mr M Foley	A/Chief of Operations
Ms C Hanrahan	A/Executive People Experience and Transformation
Mr N Mauricio	A/Chief Financial Officer
Ms M Nugent	Media and Communications Officer (depart 7.57pm)
Mr M Lee	System Support Officer (IT Support)
Ms M Morgan	Executive Officer to the Mayor and Councillors
Ms S D'Agnone	Council Minute Officer

1. Declaration of Meeting

The Presiding Member declared the meeting open at 7.00pm.

“Kaya, Wanju Wadjuk Budjar” which means “Hello, Welcome to Wadjuk Land”

The Presiding Member acknowledged the Nyungar People who are the traditional custodians of the land on which the meeting was being held and paid respect to the Elders of the Nyungar Nation, both past and present and extended that respect to Indigenous Australians who were present.

The Presiding Member welcomed Mr Michael Foley, Acting Chief of Operations to his first meeting, and acknowledged Mr Anton Lees as currently Acting Chief of Community Services.



2. Appointment of Presiding Member (If required)

Nil

3. Disclaimer (To be read aloud by Presiding Member)

The Presiding Member read the Disclaimer:

Members of the public, who attend Council Meetings, should not act immediately on anything they hear at the Meetings, without first seeking clarification of Council's position.

Persons are advised to wait for written advice from the Council prior to taking action on any matter that they may have before Council.

4. Acknowledgement of Receipt of Written Declarations of Financial Interests and Conflict of Interest (by Presiding Member)

Nil

5. Apologies & Leave of Absence

Nil

6. Response to Previous Public Questions Taken on Notice

Nil

7. Written Requests for Leave of Absence

Nil



8. Public Question Time

Colin Ralston, Success

Subject: Transperth Bus Service to Cockburn Beach

As Mr Ralston was not present at the meeting, the following response to his submitted question was provided to him via email:

Q1. What are the possibilities of a Transperth Bus from Cockburn Central to Coogee Beach, maybe use a current route that diverts to the beach? Could be just for summer school holidays.

A1. It is a key objective of the City's Integrated Transport Strategy to enable our residents to shift to more sustainable transport options. Our role in terms of public transport is to advocate, with the State being responsible for planning via the Public Transport Authority (PTA) and Transperth. The City has raised the matter of bus access to Coogee beach on several occasions and PTA were not supportive, noting:

- Low level of patronage
- Inability to maintain frequency of service (especially from diverted routes)
- Seasonal nature of the service route
- Dedication of PTA funding to higher demand services

Given this, it is unlikely PTA would change its position and provide such a service.

Brett Cullen, Hammond Park

Subject: Vivente Estate, Hammond Park

Q1. With respect to housing developments in Vivente Estate in Hammond Park, my question is: Has more recent commercial developments and planning for shopping centres, food outlets and housing at or near Wattleup Road been adequately considered against older approvals for Irvine Closure and Prato Vista opening, including the narrow road of Prato vista?

A1. The Chief of Built and Natural Environment advised future planning for the area is covered by the Southern Suburbs District Structure Plan, the Barfield Road Structure Plan and the Wattleup Road Local Structure Plan.

As these structure plans clearly layout the plans for any future residential, recreational, and housing developments in the Hammond Park locality, copies of which are publicly available on the City's website.

The District Structure Plan and the respective local structure plans have been considered by Council and approved by the Western Australian Planning Commission. The adopted structure plans are what all subsequent subdivision and development of land, covered by those plans, are required to be complied with. This includes the road hierarchy and layout.

Future connection of roads under those plans are also shown on the approved Local Development Plans, which are required to be provided to prospective purchasers prior to settlement. Any changes to that road configuration will require a localised traffic assessment to determine the relative impacts that the changes would have on the local road network.



Ms L Mijatovic, Hammond Park
Subject: Vivente Estate, Hammond Park

- Q1. Why can't the Council have authority over developers whose only interests lie in personal financial gain based on old approvals from nine years ago? Shouldn't the Council be able to intervene in the case of community safety and community relationships?
- A2. The Chief of Built and Natural Environment advised that, as previously indicated, the planning of the Hammond Park locality has been undertaken over a number of years. Consultants have prepared a number of structure plans which are the guiding documents for any subdivision or development of land within that locality.

As part of those local structure plans, there has always been detailed assessments undertaken in respect to the traffic hierarchy and road layouts, and they are all pre-planned.

In respect to Prata Vista, it was always indicated that Prata Vista would fully connect through and was not a cul-de-sac. Those plans were also provided as part of the local development plans for each of those respective subdivisions when they actually occurred. So it has always been the case that Prata Vista has been proposed to be fully opened and connected through.

As a result of comments that have been received because the developer is required to fulfil those sub-division requirements, they are now proceeding with that opening.

Given the feedback from residents, the City is happy to look at and reassess that requirement to see whether it is still valid and still required, however it should be noted that has always been a requirement for the sub-divider to provide.

Adam Marshall, Kelmscott

Drive-thru Coffee Facility – South Lakes Shopping Centre

- Q1. I have been operating my business, Better Beans Drive-Thru Coffee at Alfred Skeat Oval in Forrestfield for over four years. We would like to build our business by building a drive-thru coffee facility in South Lakes Shopping Centre.

Feedback through the City's planning team is that our approval would be limited to a 12-month permit.

Having lived in the area previously, I do not feel the operating area is required as a parking bay, as determined by the City.

Can the Council please evaluate this proposal that will energise and revitalise an under-used carpark.

We seek a planning permit permanently, or in the case this is not possible, a minimum six-year permit to meet our lease.



A2. The Chief of Built and Natural Environment advised this matter relates back to the City's Planning Scheme and the zoning for the South Lake Shopping Centre.

As part of zoning for that shopping centre, there is a floorspace cap and legally Council does not have the power to exceed that floorspace cap.

The proposal for an additional facility, being the drive-thru coffee shop, would exceed that floorspace cap, and therefore Council and the City do not have legal authority to authorise a variation to the cap.

The discussion officers have had with the proponent is an option to try to get around that, (the City would be looking at making that change with the new Town Planning Scheme, however the new Town Planning Scheme is potentially another one to two years away from being formally gazetted) is to look at granting it as a temporary approval, and once the new scheme has been amended and the issue regarding the floorspace cap has been addressed, to then seek a permit approval at that time.

Council and the City legally do not have the power to exceed the provisions that a specified in the Town Planning Scheme.

9. Confirmation of Minutes

9.1 (2024/MINUTE NO 0001) Minutes of the Ordinary Council Meeting - 14/12/2023

Council Decision

MOVED Cr C Reeve-Fowkes SECONDED Cr M Separovich

That Council confirms the Minutes of the Ordinary Council Meeting held on Thursday, 14 December 2023 as a true and accurate record.

CARRIED 10/0

10. Deputations

Nil

11. Business Left Over from Previous Meeting (if adjourned)

Nil



12. Declaration by Members who have Not Given Due Consideration to Matters Contained in the Business Paper Presented before the Meeting

The following Elected Members declared they had not had sufficient time to review answers provided to questions in relation to Confidential Item 21.2 as the information was received late that afternoon:

- Deputy Mayor Stone
- Cr Reeve-Fowkes
- Cr Corke
- Cr Dewan
- Cr Allen
- Cr Zhang
- Cr Separovich
- Cr Eva.

En Block Resolution

7.16pm The following Items were carried by En Bloc Resolution of Council:

14.1.3	21.1
14.2.1	
14.3.1	
14.5.1	

13. Decisions Made at Electors Meeting

Nil



14 Reports - CEO (and Delegates)

14.1 Finance

14.1.1 (2024/MINUTE NO 0002) Mid-Year Budget Review 2023-24

Author A/Head of Finance

Attachments 1. Mid-Year Budget Review 2023-24 [↓](#)

Officer Recommendation/Council Decision

MOVED Cr C Reeve-Fowkes SECONDED Cr T Dewan

That Council:

- (1) AMEND its Municipal Budget for 2023-2024 as set out in the Schedule of Budget Amendments attached to the Agenda and summarised below:

Financial Activity Nature	Increase / Decrease	\$ Impact on budget surplus
Operating Revenue	Increase	+5,875,044
Operating Expenditure	Increase	-1,361,706
Capital Revenue	Decrease	-2,773,339
Capital Expenditure	Decrease	+8,782,292
Asset sale proceeds	Increase	+4,000
T/F from Reserves	Decrease	-3,626,923
T/F to Reserves	Increase	-5,926,686
Surplus B/F from 2022-23 adjustment	Decrease	-972,682
Net mid-year budget review adjustment	FY24 Budget Surplus Increase	Nil

CARRIED BY ABSOLUTE MAJORITY OF COUNCIL 9/1

For: Mayor L Howlett, Cr P Eva, Cr T Widenbar, Cr T Dewan, Cr C Reeve-Fowkes, Cr C Zhang, Cr K Allen, Cr P Corke, Cr M Separovich

Against: Deputy Mayor C Stone

Background

Council adopted its annual Municipal Budget at the 29 June 2023 Special Council Meeting, and in accordance with statutory provisions, a formal report on the performance of the budget to the end of December 2023 is presented to the February 2024 Ordinary Council Meeting.

Section 33A (1) of the *Local Government (Financial Management) Regulations 1996* requires that Council reviews the six-monthly performance of its annual budget between 1 January and 31 March each year.



Submission

N/A

Report

The objective of the budget review exercise is to identify and address any significant variations to Council's adopted budget.

The City's budget managers assessed their budget performance to 31 December and made submissions based on identified financial requirements for the remainder of the year.

The detailed schedule attached to the agenda consolidates the submissions made and this includes brief explanations for the changes requested.

Budget submissions were also reviewed by the Finance and Executive teams.

While the mid-year budget review is a formal process driven by a statutory requirement, it is worth noting that Council also amends its budget throughout the year via changes recommended through the Expenditure Review Committee.

The results of the budget review and its impact on the City's closing municipal budget position for 2023-24 are demonstrated in the following summary table. The closing budget surplus stays at \$359,467 as adopted at the December 23 OCM.

Projected Budget Position for 2023-24 following budget review:

Adopted Closing Municipal Surplus	262,844	Surplus
ADD net budget adjustments before statutory budget review	96,622	Reported in monthly Agendas
Closing Municipal Position before mid-year review	\$359,467	Surplus
Mid-year budget review items:		
Opening Surplus from 2022-23	-972,682	Decrease
Operating Revenue	+5,875,044	Increase
Operating Expenditure	-1,361,706	Increase
Capital Revenue	-2,773,339	Decrease
Capital Expenditure	+8,782,292	Decrease
Asset sale proceeds	+4,000	Increase
T/F from Reserves	-3,626,923	Decrease
T/F to Reserves	-5,926,686	Increase
Net mid-year budget review adjustment	Nil	
Closing Municipal Position after mid-year review	359,467	Surplus



Opening Surplus

The City's opening surplus is currently budgeted at \$10.76 million, as adopted by Council in September 2023 primarily funding the City's carry forward works program.

Following audit completion, the actual surplus brought forward has been confirmed at \$9.79 million, resulting in a shortfall of \$0.97 million to the City's budget.

The budgeted opening surplus amount has been adjusted in the mid-year budget review to reflect the audited surplus brought forward figure.

Operating Revenue

The net increase to operating revenue of \$5.88m includes the following significant items:

- Increased landfill fees revenue as there has been more commercial tonnages entering the gate (+\$3.31m)
- Increased interest revenue due to RBA cash rate increases (+\$2.60m)
- A higher proportion of rate payers have paid the underground power service charge in full, instead of utilising the 10-year instalment plan (+\$0.70m)
- Additional interim and part-year rating revenue (+\$0.89m, with \$0.31m from Jandakot City).

Operating Expenditure

The net increase to operating expenditure of \$1.36m includes the following significant items:

- The landfill levy payable has increased due to the higher tonnages going to landfill (+\$2.70m)
- Increase in salaries across several areas needed to fund leave coverage and EA increases on casual rates (+0.86m)
- Increase in Workers Compensation Insurance Premium based on prior years performance adjustment estimates (+\$0.38m)
- Increase in software support expenses to cover for TechnologyOne, Adobe and Microsoft Teams Calling licenses (+\$0.20m)
- Increase in street lighting utilities charges due to growth in streetlights and higher tariff charges (+\$0.25m)
- Increase in operating cost at the Henderson Landfill due to current fuel price (+\$0.22m).



Capital Revenue

Capital related revenue has decreased by a net \$2.77m and includes the following significant items:

- Grant funding for the Rockingham Road and Phoenix Roundabout will be returned to funding body, with project rescheduled to commence planning in FY25 incorporating wider scope road improvement objectives. Will incorporate a revised external funding model (-\$1.55m).
- Local Roads & Community Infrastructure (LRCI) grant funding for the Omeo Port Coogee Southern Amenities deferred to the following financial year in line with delayed project delivery due to redesign requirements. (-\$1.08m).
- Road construction on North Lake Road Waverley to Forrest Road has been completed, with surplus Regional Road Grant funding redirected to Rockingham Road Revitalisation project (+\$0.33m).

Capital Expenditure

The City's capital program will be reduced by a net \$8.78m, with the following noteworthy items included:

- The budget review identified 30 capital projects that will be deferred and re-budgeted in FY25 or later, due to incapability to complete this financial year (-\$6.85m).
- Anticipated spend on several capital projects reduced this year, including the following major items:
 - Omeo Port Coogee Southern Amenities construction - delayed due to redesign requirements (-\$1.00m)
 - Cockburn ARC Aquatic Area Rectification Works – requires further investigation and consultation (-\$1.20m)
 - Smart LED Street Light Replacement – contract discussions ongoing and not technically a City capital project, given street lights are owned by Western Power (-\$0.93m)
- Purchase of Verge collection trucks and loaders put on hold due to deferral of service review and any resulting changes (-\$0.88m)
- Following community engagement, the RAC Healy Road bike path construction has been cancelled (-\$0.31m).
- Road construction on North Lake Road Waverley to Forrest Road has been completed under budget (+\$0.33m).
- Landscaping and courtyard work at the Integrated Health Centre has reduced funding requirement (-\$0.26m).
- Shade installation at the CY O'Connor Reserve has been completed under budget (-\$0.24m).
- Returning excess funding in the Resident Group Project Grants (-\$0.17m).
- Increase in costs at the Stage 1 Enabling Works at the Henderson Landfill primarily due to cost of disposing hazardous asbestos material (+\$1.52m).



Reserve Transfers to Municipal

Reserve funding required for the FY24 budget has reduced by a net \$3.63m. This includes a \$3.64m reduction associated with the net reduction made to the capital expenditure budget.

It is worth noting that included within the net reduction in reserve funding, there is an increase of \$1.52m reserve funding to fund the increase in costs for Stage 1 Enabling Works at the Henderson Landfill.

Municipal Transfers to Reserve

Changes to transfers to reserves result in additional net transfers of \$5.93m. This includes transfers relating to the increase in landfill fees received of \$2.83m, increase in underground power service charges received of \$0.70m, and an internal loan repayment of \$0.38m by the Port Coogee Marina towards the marina expansion funding debt – transferred to the Land & Development Reserve (original debt of \$6.0m plus interest).

The consolidated result from the mid-year budget review netted an additional \$2.90m, reduced to \$1.93m after factoring the opening surplus adjustment of \$0.97m.

In accordance with Council's Corporate Strategic Planning & Budget Policy, these funds are proposed to be directed into the HWRP Post Closure and Contaminated Sites Reserve to address the current shortfall in provision for future capping and post closure costs at the Henderson landfill (+\$1.93m).

The existing budget surplus of \$0.36m is available for any incidental funding needs that may arise in future through the Expenditure Review Committee.

Strategic Plans/Policy Implications

Listening and Leading

A community focused, sustainable, accountable and progressive organisation

- Best practice Governance, partnerships and value for money.

Budget/Financial Implications

The Municipal Budget will be amended in accordance with the recommended changes contained in the report attachment. There is no change to the municipal budget surplus of \$359,467 given surplus funds identified through the budget review will be transferred into the City's reserves.

Legal Implications

N/A

Community Consultation

N/A



Risk Management Implications

The City is required to prepare and adopt a Mid-Year Budget Review as part of the financial reporting requirements of the *Local Government Act 1995*.

Failure to adopt the results of the review process in the attached report will make the City non-compliant with this legislative requirement.

It could also impair or overstate the City's financial capacity to deliver budgeted works and services.

Advice to Proponents/Submitters

N/A

Implications of Section 3.18(3) *Local Government Act 1995*

Nil



CITY OF COCKBURN - MIDYEAR BUDGET REVIEW 2023-24

			Expenditure	Transfer to Reserve	External Funding	Transfer from Reserve	Proceeds from Sale		
Budget	Service Unit	Project/Account Number	(+/-)	(+/-)	(+/-)	(+/-)	(+/-)	Muni Impact	Management Comment
L	001-Office of the CEO	1166100-Superannuation	25,074	0	0	0	0	25,074	Additional super on VARs
L	001-Office of the CEO	1166140-Professional Memberships	(6,000)	0	0	0	0	(6,000)	
L	001-Office of the CEO	1166224 - Catering	4,000	0	0	0	0	4,000	
L	001-Office of the CEO	1166229-Professional Services	20,000	0	0	0	0	20,000	Cover existing costs
L	001-Office of the CEO	1166256-Entertainment (FBT)	(13,000)	0	0	0	0	(13,000)	Lower meal entertainment budget requirements due to expected use.
L	001-Office of the CEO	1166267-Legal Expenses	(13,000)	0	0	0	0	(13,000)	25% contribution from WALGA towards legal costs regarding EA in IRC
L	001-Office of the CEO	1166278-Minor Furniture & Equipment	5,000	0	0	0	0	5,000	
L	001-Office of the CEO	1166304-Sundry Minor Expenses	(5,000)	0	0	0	0	(5,000)	
L	001-Office of the CEO	1166381-Refreshments (Non FBT)	3,000	0	0	0	0	3,000	
L	121-Strategy and Integrated Planning	1466278-Minor Furniture & Equipment	3,000	0	0	0	0	3,000	
L	121-Strategy and Integrated Planning	1466287-Printing & Stationery	(3,000)	0	0	0	0	(3,000)	
L	121-Strategy and Integrated Planning	1466299-Software Support Expenses	(3,000)	0	0	0	0	(3,000)	
L	121-Strategy and Integrated Planning	1466303-Subscriptions	(800)	0	0	0	0	(800)	
L	121-Strategy and Integrated Planning	1466600-Telecommunication Expenses	(1,500)	0	0	0	0	(1,500)	
L	131-Legal and Compliance	1106206-Advertising Expenses	2,000	0	0	0	0	2,000	
L	211-Financial Accounting	1055036-Underground Power Service Charges	0	0	700,000	0	0	(700,000)	More rate payers paid instalment in full than anticipated this FY
L	211-Financial Accounting	1055758 - Contributions - POS	0	0	(309,800)	0	0	309,800	POS contribution refunded (FY23)
L	211-Financial Accounting	1055990-Interest Earnings - Municipal	0	0	2,600,000	0	0	(2,600,000)	Higher interest rates
L	211-Financial Accounting	1056800-Interest Expense - Loans	(80,000)	0	0	0	0	(80,000)	Reducing interest payable on ARC loan
L	211-Financial Accounting	1057152-TF to Res - Land Development and Investment Fund	0	700,000	0	0	0	700,000	Underground power service charges repayment



CITY OF COCKBURN - MIDYEAR BUDGET REVIEW 2023-24

			Expenditure	Transfer to Reserve	External Funding	Transfer from Reserve	Proceeds from Sale		
Budget	Service Unit	Project/Account Number	(+/-)	(+/-)	(+/-)	(+/-)	(+/-)	Muni Impact	Management Comment
L	211-Financial Accounting	1057472 - TF to Res - Hamilton Hill POS Reserve	0	114,000	0	0	0	114,000	POS contribution to be transferred into reserve
L	211-Financial Accounting	1505792-Reimbursement - Employee Contributions	0	0	(3,700)	0	0	3,700	
L	211-Financial Accounting	8556705-Insurance - Workers Compensation	380,000	0	0	0	0	380,000	Workers Comp premium increase plus performance based adjustment allowance
L	211-Financial Accounting	8556719-Rebate – Insurance Premium	70,000	0	0	0	0	70,000	Rebates not given by LGIS in FY23 and unlikely for FY24
P	211-Financial Accounting	8732 - Ins Claim 8732 - Generic Property Claims	(300,000)	0	(300,000)	0	0	0	Reduce budget due to lower actuals
L	212-Revenue Management	1005014-Ex Gratia Rates	0	0	(150,000)	0	0	150,000	Rebate as per ex-gratia rates agreement
L	212-Revenue Management	1005030-Specified Area Rate Port Coogee	0	0	30,000	0	0	(30,000)	Extra revenue from Port Coogee SAR collected
L	212-Revenue Management	1005037-Specified Area Cockburn Coast	0	0	5,500	0	0	(5,500)	Extra revenue from Cockburn Coast SAR
L	212-Revenue Management	1005038-Rates Concession Improved Residential	0	0	(16,159)	0	0	16,159	Concession budget to match actuals
L	212-Revenue Management	1005039-SAR - Waterways	0	0	10,500	0	0	(10,500)	Extra revenue from Port Coogee SAR collected
L	212-Revenue Management	1005071-GRV – Residential Rates	0	0	(10)	0	0	10	
L	212-Revenue Management	1005077-Part Year Rates	0	0	576,680	0	0	(576,680)	Additional interim & part year rating revenue
L	212-Revenue Management	1005078-Part Year Rates – Ex Gratia	0	0	305,000	0	0	(305,000)	Additional interim & part year rates from Jandakot City
L	212-Revenue Management	1005991-Interest Earnings - Pensioner Rates Defe	0	0	14,826	0	0	(14,826)	Actual interest received higher than budget
L	212-Revenue Management	1007402-TF to Res - Port Coogee Special Maintenance - SAR	0	30,000	0	0	0	30,000	Match revised budget
L	212-Revenue Management	1007412-TF to Res - Port Coogee Waterways - SAR	0	10,500	0	0	0	10,500	Match revised budget
L	212-Revenue Management	1007922-TF to Res - Cockburn Coast - SAR	0	5,500	0	0	0	5,500	Match revised budget
L	212-Revenue Management	1455792-Reimbursement - Employee Contributions	0	0	(1,000)	0	0	1,000	
L	212-Revenue Management	1456000-Salaries	50,000	0	0	0	0	50,000	Backfilling personnel and vacancies with casuals
L	212-Revenue Management	1456286-Postage Expenses	20,000	0	0	0	0	20,000	Increase in postage fee
L	212-Revenue Management	1456287-Printing & Stationery	10,000	0	0	0	0	10,000	
L	212-Revenue Management	1456299-Software Support Expenses	20,000	0	0	0	0	20,000	Assist SAAS migration and underground power charges billing for FY25
W	221-Technology	1676-ICT - 10GB DR - ARC Wireless link for redundancy	(30,000)	0	0	(30,000)	0	0	Scope change and no longer required.



CITY OF COCKBURN - MIDYEAR BUDGET REVIEW 2023-24

			Expenditure	Transfer to Reserve	External Funding	Transfer from Reserve	Proceeds from Sale		
Budget	Service Unit	Project/Account Number	(+/-)	(+/-)	(+/-)	(+/-)	(+/-)	Muni Impact	Management Comment
W	221-Technology	1680-ICT - Corporate WIFI Replacement	(77,249)	0	0	(77,249)	0	0	Project deferred to FY25
W	221-Technology	1706-Replace ARC WiFi	(100,000)	0	0	(100,000)	0	0	Project delayed to ARC expansion
W	221-Technology	1710-Replace DR Servers	(100,000)	0	0	(100,000)	0	0	Project deferred due to infrastructure requirements review
W	221-Technology	6430-Replace zero clients with Surface Go	207,120	0	0	0	0	207,120	Increased cost due to market conditions
W	221-Technology	6431-In row cooling for admin server room	(150,000)	0	0	(150,000)	0	0	Project deferred due to infrastructure requirements review
L	221-Technology	1256257-Equipment Maintenance	100,000	0	0	0	0	100,000	Increased cost for data storage maintenance and support
L	221-Technology	1256299-Software Support Expenses	200,000	0	0	0	0	200,000	Higher licencing costs (TechOne, Adobe, MS Teams Calling)
L	221-Technology	1256341-Minor Computer Hardware	10,000	0	0	0	0	10,000	Purchasing of EM ICT devices
L	221-Technology	1316234-Consumables	(6,000)	0	0	0	0	(6,000)	
P	221-Technology	4118 - CYBER Vulnerability Management	(50,000)	0	0	0	0	(50,000)	Reduced budget requirement
P	221-Technology	7987 - Security Operations Service	(40,000)	0	0	0	0	(40,000)	Reduced budget requirement
P	221-Technology	9039 - UPS Maintenance	(30,000)	0	0	0	0	(30,000)	Reduced budget requirement
L	222-Information Management	1306286-Postage Expenses	(20,000)	0	0	0	0	(20,000)	Reduced budget need
L	222-Information Management	1306287-Printing & Stationery	(2,000)	0	0	0	0	(2,000)	
P	222-Information Management	8870-Knowledge Management Project	(12,000)	0	0	0	0	(12,000)	Reduced budget requirement
W	223-GIS	1682-ESRI - Parks CR mobility	(60,000)	0	0	(60,000)	0	0	To be reviewed following completion of SaaS cloud migration project
L	223-GIS	8736229-Professional Services	10,000	0	0	0	0	10,000	
L	224-Business Systems	1286229-Professional Services	10,000	0	0	0	0	10,000	



CITY OF COCKBURN - MIDYEAR BUDGET REVIEW 2023-24

			Expenditure	Transfer to Reserve	External Funding	Transfer from Reserve	Proceeds from Sale		
Budget	Service Unit	Project/Account Number	(+/-)	(+/-)	(+/-)	(+/-)	(+/-)	Muni Impact	Management Comment
P	224-Business Systems	6282-Facility Booking	50,000	0	0	0	0	50,000	Additional cost of facility booking system due to higher utilisation of facilities (commission based)
P	224-Business Systems	8905-Techone Ci Anywhere/SaaS	50,000	0	0	0	0	50,000	Additional funding needed in line with approved project charter
L	310-Library and Cultural Services Business Unit	6056000-Salaries	117,229	0	0	0	0	117,229	Casuals and leave coverage
L	310-Library and Cultural Services Business Unit	6056100-Superannuation	8,360	0	0	0	0	8,360	
L	313-Branch Libraries	6206000-Salaries	(65,564)	0	0	0	0	(65,564)	Salary reallocation
L	313-Branch Libraries	6206100- Superannuation	(8,360)	0	0	0	0	(8,360)	
L	314-Events and Cultural Services	1386278-Minor Furniture & Equipment	3,700	0	0	0	0	3,700	
L	314 - Events and Cultural Services	6285519 - Program & Event	0	0	(152,460)	0	0	152,460	Budget correction
L	314-Events and Cultural Services	6356000-Salaries	32,333	0	0	0	0	32,333	
P	314-Events and Cultural Services	9021-Marketing/Research/Images	51,000	0	0	0	0	51,000	Outsourcing of Cockburn Live advertising and asset development. resulting in increased cost
P	314-Events and Cultural Services	9107-Australia Day BBQ	0	0	5,000	0	0	(5,000)	



CITY OF COCKBURN - MIDYEAR BUDGET REVIEW 2023-24

			Expenditure	Transfer to Reserve	External Funding	Transfer from Reserve	Proceeds from Sale		
Budget	Service Unit	Project/Account Number	(+/-)	(+/-)	(+/-)	(+/-)	(+/-)	Muni Impact	Management Comment
P	314-Events and Cultural Services	9476-Concert 1 – Community Events Days	50,000	0	0	0	0	50,000	Unexpected expenses with production and public health requirements.
P	314-Events and Cultural Services	9492-Seniors Ball	(1,542)	0	0	0	0	(1,542)	
L	316-Civic Services	1476000-Salaries	56,721	0	0	0	0	56,721	Casuals and leave coverage
P	316-Civic Services	4918-Purchase of Staff facilities - coffee machines and supplies	(50,000)	0	0	0	0	(50,000)	Reallocate surplus requirement towards Community Concert
P	316 - Civic Services	9602-6200 Emergency Services Function	4,000	0	0	0	0	4,000	
P	316-Civic Services	9606-Swearing In Function	8,695	0	0	0	0	8,695	
W	321-Recreation Services	1802-196 Sports Floodlighting Control Units	2,752	0	2,752	0	0	(0)	Increase from duplicate project
W	321-Recreation Services	6062-Sports Floodlighting Control Unit	(2,751)	0	(2,751)	0	0	0	Duplicate project removed
L	321-Recreation Services	5205345-Facility Hire Revenue	0	0	5,000	0	0	(5,000)	
L	321-Recreation Services	5225345-Facility Hire Revenue	0	0	6,000	0	0	(6,000)	
L	321-Recreation Services	5245345-Facility Hire Revenue	0	0	8,000	0	0	(8,000)	
L	321-Recreation Services	5275345-Facility Hire Revenue	0	0	4,500	0	0	(4,500)	
L	321-Recreation Services	5305350-Hall Hire Revenue - Bibra Lake Community	0	0	(5,000)	0	0	5,000	
L	321-Recreation Services	5305353-Hall Hire Revenue - Old Jandakot Primary	0	0	(3,000)	0	0	3,000	
L	321-Recreation Services	5355345-Facility Hire Revenue	0	0	8,500	0	0	(8,500)	
L	321-Recreation Services	5375345-Facility Hire Revenue	0	0	10,000	0	0	(10,000)	
L	321-Recreation Services	5385345-Facility Hire Revenue	0	0	50,000	0	0	(50,000)	New facility, exceeding expectations
L	321-Recreation Services	5555700 - Contributions, Donations & Reimbursement	0	0	3,636	0	0	(3,636)	
L	321-Recreation Services	5645326-Hire Parks & Playgrounds	0	0	5,000	0	0	(5,000)	



CITY OF COCKBURN - MIDYEAR BUDGET REVIEW 2023-24

			Expenditure	Transfer to Reserve	External Funding	Transfer from Reserve	Proceeds from Sale		
Budget	Service Unit	Project/Account Number	(+/-)	(+/-)	(+/-)	(+/-)	(+/-)	Muni Impact	Management Comment
L	321-Recreation Services	5645330-Hire Enright Reserve	0	0	1,500	0	0	(1,500)	
L	321-Recreation Services	5645331-Hire Tempest Park	0	0	2,700	0	0	(2,700)	
L	321-Recreation Services	5645335-Hire Beale Park	0	0	4,000	0	0	(4,000)	
L	321-Recreation Services	5645336-Hire Nicholson Reserve	0	0	13,800	0	0	(13,800)	Shared use (DoE) cost increase
L	321-Recreation Services	5645337-Hire Lakelands Snr High School Res.	0	0	11,500	0	0	(11,500)	Shared use (DoE) cost increase
L	321-Recreation Services	5645339-Hire Len Packham Reserve	0	0	8,000	0	0	(8,000)	
L	321-Recreation Services	5645341-Hire Lucius Park	0	0	2,500	0	0	(2,500)	
L	321-Recreation Services	5645342-Hire Bakers Square	0	0	(3,000)	0	0	3,000	
L	321-Recreation Services	5645504-Hire Harmony Oval	0	0	7,000	0	0	(7,000)	
L	321-Recreation Services	5645507-Hire Beeliar Oval	0	0	35,800	0	0	(35,800)	Shared use (DoE) cost increase
L	321-Recreation Services	5645566-Hire Success Reserve	0	0	(18,000)	0	0	18,000	
L	321-Recreation Services	5645567-Hire Aubin Grove Reserve	0	0	12,000	0	0	(12,000)	Shared use (DoE) cost increase
L	321-Recreation Services	5645573-Hire Treeby Reserve	0	0	3,000	0	0	(3,000)	
L	321-Recreation Services	5645574-Hire Frankland Park	0	0	6,000	0	0	(6,000)	
P	321-Recreation Services	9257-Club Development	(5,500)	0	0	0	0	(5,500)	
W	322-Cockburn ARC	4972-Geothermal System Repair - ARC	(38,894)	0	0	(38,893)	0	(0)	Project completed under budget
L	322-Cockburn ARC	5996000-Salaries	21,574	0	0	0	0	21,574	
L	322-Cockburn ARC	5996110-Conferences & Seminars	(5,299)	0	0	0	0	(5,299)	
L	322-Cockburn ARC	5996112-Training Expenses	13,464	0	0	0	0	13,464	
L	322-Cockburn ARC	5996215-Bank Charges	(15,118)	0	0	0	0	(15,118)	Reduced budget need
L	322-Cockburn ARC	5996224-Catering	(1,535)	0	0	0	0	(1,535)	
L	322-Cockburn ARC	5996226-Cleaning Expenses - Contract	30,153	0	0	0	0	30,153	
L	322-Cockburn ARC	5996227-Cleaning Expenses - Materials	(7,485)	0	0	0	0	(7,485)	



CITY OF COCKBURN - MIDYEAR BUDGET REVIEW 2023-24

			Expenditure	Transfer to Reserve	External Funding	Transfer from Reserve	Proceeds from Sale		
Budget	Service Unit	Project/Account Number	(+/-)	(+/-)	(+/-)	(+/-)	(+/-)	Muni Impact	Management Comment
L	322-Cockburn ARC	5996267-Legal Expenses	(2,000)	0	0	0	0	(2,000)	
L	322-Cockburn ARC	5996273-Marketing	15,500	0	0	0	0	15,500	
L	322-Cockburn ARC	5996278-Minor Furniture & Equipment	(1,462)	0	0	0	0	(1,462)	
L	322-Cockburn ARC	5996289-Promotion	14,248	0	0	0	0	14,248	
L	322-Cockburn ARC	5996304-Sundry Minor Expenses	(2,000)	0	0	0	0	(2,000)	
L	322-Cockburn ARC	5996326-Website Development	(14,999)	0	0	0	0	(14,999)	Budget saving
L	322-Cockburn ARC	5996354-Functions	(14,248)	0	0	0	0	(14,248)	Budget saving
L	322-Cockburn ARC	5996620-Gas Expenses	25,439	0	0	0	0	25,439	
L	322-Cockburn ARC	5996630-Power Expenses	(62,662)	0	0	0	0	(62,662)	Budget saving
L	322-Cockburn ARC	6005603-Admission Fee	0	0	58,825	0	0	(58,825)	increased patronage pass sales on original budget
L	322-Cockburn ARC	6005604-Membership Fee	0	0	70,784	0	0	(70,784)	5% increase in Aquatics membership base
L	322-Cockburn ARC	6005618-Other Hire and Rental Charges	0	0	9,785	0	0	(9,785)	
L	322-Cockburn ARC	6006000-Salaries	11,847	0	0	0	0	11,847	
L	322-Cockburn ARC	6006040-C ARC Salaries - Casual	50,240	0	0	0	0	50,240	Increased budget need
L	322-Cockburn ARC	6006045-C ARC Overtime Penalty Rates Casual	(67,664)	0	0	0	0	(67,664)	Salary reallocation
L	322-Cockburn ARC	6006100-Superannuation	8,328	0	0	0	0	8,328	
L	322-Cockburn ARC	6006257-Equipment Maintenance	30,000	0	0	0	0	30,000	
L	322-Cockburn ARC	6006297-Services & Contracts	(17,949)	0	0	0	0	(17,949)	Budget saving
L	322-Cockburn ARC	6015605-Learn to Swim Revenue	0	0	67,677	0	0	(67,677)	Overachieved with increased enrolments.
L	322-Cockburn ARC	6016000-Salaries	55,548	0	0	0	0	55,548	Increased budget need



CITY OF COCKBURN - MIDYEAR BUDGET REVIEW 2023-24

			Expenditure	Transfer to Reserve	External Funding	Transfer from Reserve	Proceeds from Sale		
Budget	Service Unit	Project/Account Number	(+/-)	(+/-)	(+/-)	(+/-)	(+/-)	Muni Impact	Management Comment
L	322-Cockburn ARC	6016040-C ARC Salaries - Casual	45,517	0	0	0	0	45,517	
L	322-Cockburn ARC	6016278-Minor Furniture & Equipment	(4,002)	0	0	0	0	(4,002)	
L	322-Cockburn ARC	6016289-Promotion	(3,199)	0	0	0	0	(3,199)	
L	322-Cockburn ARC	6035603-Admission Fee	0	0	(1,716)	0	0	1,716	
L	322-Cockburn ARC	6035604-Membership Fee	0	0	10,034	0	0	(10,034)	1.5% increase in Group fitness membership due to higher membership numbers
L	322-Cockburn ARC	6035618-Other Hire and Rental Charges	0	0	(74)	0	0	74	
L	322-Cockburn ARC	6036000-Salaries	9,104	0	0	0	0	9,104	
L	322-Cockburn ARC	6036040-C ARC Salaries - Casual	9,942	0	0	0	0	9,942	
L	322-Cockburn ARC	6036100-Superannuation	2,700	0	0	0	0	2,700	
L	322-Cockburn ARC	6036112-Training Expenses	(999)	0	0	0	0	(999)	
L	322-Cockburn ARC	6036257-Equipment Maintenance	(10)	0	0	0	0	(10)	
L	322-Cockburn ARC	6036303-Subscriptions	(2,697)	0	0	0	0	(2,697)	
L	322-Cockburn ARC	6036304-Sundry Minor Expenses	(2,208)	0	0	0	0	(2,208)	
L	322-Cockburn ARC	6085300-Fees & Charges	0	0	6,542	0	0	(6,542)	
L	322-Cockburn ARC	6086000-Salaries	(41,399)	0	0	0	0	(41,399)	Budget saving
L	322-Cockburn ARC	6086040-C ARC Salaries - Casual	10,512	0	0	0	0	10,512	
L	322-Cockburn ARC	6086100-Superannuation	(779)	0	0	0	0	(779)	
L	322-Cockburn ARC	6086112-Training Expenses	(2,000)	0	0	0	0	(2,000)	
L	322-Cockburn ARC	6406000-Salaries	40,862	0	0	0	0	40,862	
L	322-Cockburn ARC	6406040-C ARC Salaries - Casual	20,467	0	0	0	0	20,467	
L	322-Cockburn ARC	6406045-C ARC Overtime Penalty Rates Casual	(43,665)	0	0	0	0	(43,665)	Budget saving
L	322-Cockburn ARC	6406100-Superannuation	16,189	0	0	0	0	16,189	



CITY OF COCKBURN - MIDYEAR BUDGET REVIEW 2023-24

			Expenditure	Transfer to Reserve	External Funding	Transfer from Reserve	Proceeds from Sale		
Budget	Service Unit	Project/Account Number	(+/-)	(+/-)	(+/-)	(+/-)	(+/-)	Muni Impact	Management Comment
L	322-Cockburn ARC	6406112-Training Expenses	(2,000)	0	0	0	0	(2,000)	
L	322-Cockburn ARC	6415547-Birthday Parties	0	0	(8,941)	0	0	8,941	
L	322-Cockburn ARC	6415554-Indoor Play Centre	0	0	3,154	0	0	(3,154)	
L	322-Cockburn ARC	6415617-Term Program Revenue	0	0	(101,887)	0	0	101,887	Reduced revenue
L	322-Cockburn ARC	6416000-Salaries	(25,269)	0	0	0	0	(25,269)	Budget saving
L	322-Cockburn ARC	6416040-C ARC Salaries - Casual	(34,443)	0	0	0	0	(34,443)	Budget saving
L	322-Cockburn ARC	6416100-Superannuation	(1,420)	0	0	0	0	(1,420)	
L	322-Cockburn ARC	6416112-Training Expenses	(1,000)	0	0	0	0	(1,000)	
L	322-Cockburn ARC	6416229-Professional Services	(4,745)	0	0	0	0	(4,745)	
L	322-Cockburn ARC	6416234-Consumables	(771)	0	0	0	0	(771)	
L	322-Cockburn ARC	6416278-Minor Furniture & Equipment	(3,134)	0	0	0	0	(3,134)	
L	322-Cockburn ARC	6416289-Promotion	(637)	0	0	0	0	(637)	
L	322-Cockburn ARC	6455603-Admission Fee	0	0	(26,266)	0	0	26,266	
L	322-Cockburn ARC	6455606-Netball Revenue	0	0	(1,462)	0	0	1,462	
L	322-Cockburn ARC	6455607-Soccer Revenue	0	0	12,886	0	0	(12,886)	Additional revenue
L	322-Cockburn ARC	6455608-Basketball Revenue	0	0	(9,957)	0	0	9,957	
L	322-Cockburn ARC	6455610-Sports General revenue	0	0	14,990	0	0	(14,990)	Additional revenue
L	322-Cockburn ARC	6455617-Term Program Revenue	0	0	9,648	0	0	(9,648)	
L	322-Cockburn ARC	6455618-Other Hire and Rental Charges	0	0	37,604	0	0	(37,604)	Additional revenue



CITY OF COCKBURN - MIDYEAR BUDGET REVIEW 2023-24

			Expenditure	Transfer to Reserve	External Funding	Transfer from Reserve	Proceeds from Sale		
Budget	Service Unit	Project/Account Number	(+/-)	(+/-)	(+/-)	(+/-)	(+/-)	Muni Impact	Management Comment
L	322-Cockburn ARC	6456040-C ARC Salaries - Casual	62,816	0	0	0	0	62,816	Increased budget need
L	322-Cockburn ARC	6456100-Superannuation	5,326	0	0	0	0	5,326	
L	322-Cockburn ARC	6456112-Training Expenses	(10,203)	0	0	0	0	(10,203)	Budget saving
L	322-Cockburn ARC	6456257-Equipment Maintenance	16,463	0	0	0	0	16,463	
L	322-Cockburn ARC	6456278-Minor Furniture & Equipment	35,489	0	0	0	0	35,489	
L	322-Cockburn ARC	6456289-Promotion	(3,359)	0	0	0	0	(3,359)	
L	322-Cockburn ARC	6456303-Subscriptions	(179)	0	0	0	0	(179)	
L	322-Cockburn ARC	6465619-Sale of Merchandise and Retail Items	0	0	(23,188)	0	0	23,188	
L	322-Cockburn ARC	6466210-Materials	(24,370)	0	0	0	0	(24,370)	Budget saving
L	322-Cockburn ARC	6485482 - Personal Training	0	0	6,039	0	0	(6,039)	
L	322-Cockburn ARC	6485603-Admission Fee	0	0	(32,313)	0	0	32,313	
L	322-Cockburn ARC	6485604-Membership Fee	0	0	70,407	0	0	(70,407)	2% ahead of total membership budget
L	322-Cockburn ARC	6485617 - Term Program Revenue	0	0	1,504	0	0	(1,504)	
L	322-Cockburn ARC	6485700-Contributions, Donations & Reimbursement	0	0	2,599	0	0	(2,599)	
L	322-Cockburn ARC	6486000-Salaries	49,787	0	0	0	0	49,787	
L	322-Cockburn ARC	6486040-C ARC Salaries - Casual	(37,562)	0	0	0	0	(37,562)	Budget saving
L	322-Cockburn ARC	6486112-Training Expenses	(3,501)	0	0	0	0	(3,501)	
L	322-Cockburn ARC	6486257-Equipment Maintenance	21,199	0	0	0	0	21,199	
L	322-Cockburn ARC	6486289-Promotion	(400)	0	0	0	0	(400)	
L	322-Cockburn ARC	6486303-Subscriptions	2,376	0	0	0	0	2,376	



CITY OF COCKBURN - MIDYEAR BUDGET REVIEW 2023-24

			Expenditure	Transfer to Reserve	External Funding	Transfer from Reserve	Proceeds from Sale		
Budget	Service Unit	Project/Account Number	(+/-)	(+/-)	(+/-)	(+/-)	(+/-)	Muni Impact	Management Comment
L	322-Cockburn ARC	6486304-Sundry Minor Expenses	(1,173)	0	0	0	0	(1,173)	
P	322-Cockburn ARC	4922-Cockburn ARC Cafe	0	0	(325)	0	0	325	
W	323-Port Coogee Marina	4946-Marina Expansion - Stage 1	(213,981)	0	0	(213,981)	0	0	Funds transferred to Marina Services Building fit-out
W	323-Port Coogee Marina	6286-Marina Services Building Upgrade	213,981	0	0	213,981	0	0	Allocated from Marina Expansion project budget
L	323-Port Coogee Marina	8366273-Marketing	(10,000)	0	0	0	0	(10,000)	
L	323-Port Coogee Marina	836-7152 - TF to Res - Land Development and Investment Fund	0	384,000	0	0	0	384,000	Marina expansion loan repayment Principal \$300K & \$84K interest
P	323-Port Coogee Marina	6254-Port Coogee Marina Pens	0	0	(4,696)	0	0	4,696	
P	323-Port Coogee Marina	6255-Port Coogee Marina External & Marina Walkways	31,393	0	0	0	0	31,393	Additional \$31,393 k to cover annual dive inspections complete late 2023 and additional oilin of 2 boardwalks in April 2024.
P	323-Port Coogee Marina	6256-Port Coogee Marina Services Building	(26,000)	0	0	0	0	(26,000)	Reduced need
P	323-Port Coogee Marina	7859-Fuel Facility	(5,000)	0	0	0	0	(5,000)	
L	330-Community Development and Services Business Unit	3605765 - Sundry Reimbursements	0	0	8,130	0	0	(8,130)	
L	330-Community Development and Services Business Unit	3606304-Sundry Minor Expenses	8,130	0	0	0	0	8,130	
L	331-Childcare Services	2306112-Training Expenses	(500)	0	0	0	0	(500)	
L	331-Childcare Services	2306234-Consumables	(66)	0	0	0	0	(66)	
L	331-Childcare Services	2306266-Equipment Leasing Expenses	(500)	0	0	0	0	(500)	
L	331-Childcare Services	2306280-Office Expenses	(250)	0	0	0	0	(250)	
L	331-Childcare Services	2306287-Printing & Stationery	(750)	0	0	0	0	(750)	
L	331-Childcare Services	2306288-Program Costs	(6,500)	0	0	0	0	(6,500)	
L	331-Childcare Services	2306600-Telecommunication Expenses	(800)	0	0	0	0	(800)	
L	331-Childcare Services	2315317-Educator Service Fee Recoup	0	0	13,000	0	0	(13,000)	Reduction in income



CITY OF COCKBURN - MIDYEAR BUDGET REVIEW 2023-24

			Expenditure	Transfer to Reserve	External Funding	Transfer from Reserve	Proceeds from Sale		
Budget	Service Unit	Project/Account Number	(+/-)	(+/-)	(+/-)	(+/-)	(+/-)	Muni Impact	Management Comment
L	331-Childcare Services	2315525-Parent Service Fee recoup	0	0	13,000	0	0	(13,000)	Reduction in income
L	332-Family and Community Services	3106000-Salaries	21,182	0	0	0	0	21,182	
L	332-Family and Community Services	3106100-Superannuation	4,457	0	0	0	0	4,457	
P	332-Family and Community Services	9407-Mobile Activities Van	3,000	0	0	0	0	3,000	
L	333-Youth Services	3305110-Non-recurrent Op Grant - State	0	0	46,152	0	0	(46,152)	Increase of funding as per variation to contract
L	333-Youth Services	3306000-Salaries	20,000	0	0	0	0	20,000	
L	333-Youth Services	3306100-Superannuation	3,000	0	0	0	0	3,000	
L	333-Youth Services	3306288 - Program Costs	23,152	0	0	0	0	23,152	
L	333-Youth Services	4005101-Grant - Operating State	0	0	19,015	0	0	(19,015)	Increased grant annual indexation
L	333-Youth Services	4006000-Salaries	10,233	0	0	0	0	10,233	
L	333-Youth Services	4006100-Superannuation	2,154	0	0	0	0	2,154	
L	333-Youth Services	4006112-Training Expenses	6,050	0	0	0	0	6,050	
L	333-Youth Services	4006288-Program Costs	(2,207)	0	0	0	0	(2,207)	
L	333-Youth Services	4006304-Sundry Minor Expenses	2,786	0	0	0	0	2,786	
L	334-Cockburn Care	3316600-Telecommunication Expenses	300	0	0	0	0	300	
L	334-Cockburn Care	4105543-Client Fees Receivable	0	0	48,950	0	0	(48,950)	Increased fees from arrears
L	334-Cockburn Care	4106001-Salaries - Management & Administration	62,050	0	0	0	0	62,050	Increased budget need (externally funded)
L	334-Cockburn Care	4106002-Salaries - Activities Staff	(90,995)	0	0	0	0	(90,995)	Budget saving
L	334-Cockburn Care	4106297-Services & Contracts	(104,334)	0	0	0	0	(104,334)	Reduced budget need
L	334-Cockburn Care	4106303-Subscriptions	16,596	0	0	0	0	16,596	
L	334-Cockburn Care	4455119-Grant - Operational (Federal)	0	0	(97,784)	0	0	97,784	Reduce based on current forecast



CITY OF COCKBURN - MIDYEAR BUDGET REVIEW 2023-24

			Expenditure	Transfer to Reserve	External Funding	Transfer from Reserve	Proceeds from Sale		
Budget	Service Unit	Project/Account Number	(+/-)	(+/-)	(+/-)	(+/-)	(+/-)	Muni Impact	Management Comment
L	334-Cockburn Care	4456006-Salaries - Support Workers	65,435	0	0	0	0	65,435	Increased budget need (externally funded)
L	334-Cockburn Care	4456813-External Goods & Services	(163,218)	0	0	0	0	(163,218)	Reduced budget need
L	335-Senior Services	4206303-Subscriptions	7,200	0	0	0	0	7,200	
P	335-Senior Services	8286-Health Life Style Expo for Over 55s	0	0	(3,000)	0	0	3,000	
L	339-Community Development	2676206-Advertising Expenses	(600)	0	0	0	0	(600)	
L	339-Community Development	2676278-Minor Furniture & Equipment	(400)	0	0	0	0	(400)	
L	339-Community Development	2676287-Printing & Stationery	(450)	0	0	0	0	(450)	
L	339-Community Development	2676304-Sundry Minor Expenses	(200)	0	0	0	0	(200)	
L	339-Community Development	2676381-Refreshments (Non FBT)	(150)	0	0	0	0	(150)	
L	339-Community Development	2676600-Telecommunication Expenses	(500)	0	0	0	0	(500)	
P	341-Rangers	6287-Aboriginal Ranger Traineeship Programme	(80,000)	0	0	0	0	(80,000)	Reallocated to Community Safety
P	341-Rangers	8176-Community Education Programs	(5,000)	0	0	0	0	(5,000)	
L	342-CoSafe Security Services	1776000-Salaries	149,457	0	0	0	0	149,457	Increased budget need
L	342-CoSafe Security Services	1776100-Superannuation	12,540	0	0	0	0	12,540	
L	342-CoSafe Security Services	1776289-Promotion	(2,000)	0	0	0	0	(2,000)	
L	342-CoSafe Security Services	1776297-Services & Contracts	28,000	0	0	0	0	28,000	
L	342-CoSafe Security Services	1776600-Telecommunication Expenses	7,000	0	0	0	0	7,000	



CITY OF COCKBURN - MIDYEAR BUDGET REVIEW 2023-24

			Expenditure	Transfer to Reserve	External Funding	Transfer from Reserve	Proceeds from Sale		
Budget	Service Unit	Project/Account Number	(+/-)	(+/-)	(+/-)	(+/-)	(+/-)	Muni Impact	Management Comment
L	343 - Fire and Emergency Services	1606278 - Minor Furniture	(1,392)	0	0	0	0	(1,392)	
L	343 - Fire and Emergency Services	1606289 - Promotion	(2,608)	0	0	0	0	(2,608)	
L	343-Fire and Emergency Services	1886112-Training Expenses	3,500	0	0	0	0	3,500	
P	343-Fire and Emergency Services	4064-BRMP Mitigation Works	30,000	0	0	0	0	30,000	Increase budget by \$30k to fund the new fire danger signs approved by Council. Remainder of funds to be used in upcoming bushfire mitigation works.
P	343-Fire and Emergency Services	9351-Bush Fire Prevention	(11,416)	0	(10,000)	0	0	(1,416)	Reduced planned use of this budget.
W	344-Safer City	1714-CCTV - Safer Coolbellup Phase 2	11,053	0	0	11,053	0	0	Project cost increases from tender award
W	344-Safer City	1715-CCTV - Manning Park Phase 2 (incl. ridge)	(54,000)	0	0	(54,000)	0	0	Savings from reduced scope.
W	344-Safer City	1716-CCTV - Eliza Ponds Phase 2	35,622	0	0	35,622	0	0	Project cost increases from tender award
W	344-Safer City	1717-CCTV - Pallarup Brace PAW	11,567	0	0	11,567	0	0	Project cost increases from tender award
W	344-Safer City	1718-CCTV - South Lake	14,533	0	0	14,533	0	0	Project cost increases from tender award
W	344-Safer City	6485-CCTV - Yangebup Pump Track	19,864	0	0	19,864	0	0	Project cost increases from tender award
L	344-Safer City	1716112-Training Expenses	(3,000)	0	0	0	0	(3,000)	
L	344-Safer City	1716804-Contribution - Safety & Crime Prevention	(2,000)	0	0	0	0	(2,000)	
L	344-Safer City	1726289-Promotion	(1,000)	0	0	0	0	(1,000)	
L	344-Safer City	1726304-Sundry Minor Expenses	(2,000)	0	0	0	0	(2,000)	
L	344-Safer City	1836000-Salaries	14,073	0	0	0	0	14,073	
L	344-Safer City	1836100-Superannuation	1,874	0	0	0	0	1,874	
P	344-Safer City	0018-LOTE revised CCTV signs - Community Safety and Crime Prevent	(4,000)	0	0	0	0	(4,000)	
P	344-Safer City	4053-Community CPTED Workshops	(5,000)	0	0	0	0	(5,000)	
P	344-Safer City	4054-Elder Abuse Workshops	(10,000)	0	0	0	0	(10,000)	



CITY OF COCKBURN - MIDYEAR BUDGET REVIEW 2023-24

			Expenditure	Transfer to Reserve	External Funding	Transfer from Reserve	Proceeds from Sale		
Budget	Service Unit	Project/Account Number	(+/-)	(+/-)	(+/-)	(+/-)	(+/-)	Muni Impact	Management Comment
L	345-Parking Operations	1845396-Parking Infringements & Penalties	0	0	130,000	0	0	(130,000)	Increase in revenue
L	345-Parking Operations	1845407-Sale - Impounded Vehicles	0	0	10,000	0	0	(10,000)	
L	345-Parking Operations	1846000-Salaries	70,000	0	0	0	0	70,000	Increased budget need (part reallocation)
L	345-Parking Operations	1846100-Superannuation	4,000	0	0	0	0	4,000	
L	345-Parking Operations	1846112-Training Expenses	(5,000)	0	0	0	0	(5,000)	
L	345-Parking Operations	1846121-Uniforms	(5,000)	0	0	0	0	(5,000)	
L	345-Parking Operations	1846329-Vehicle Towing Expenses	12,000	0	0	0	0	12,000	
P	345-Parking Operations	0023-Car Park Design Services	(9,939)	0	0	0	0	(9,939)	
P	345-Parking Operations	4068-Mobile AI Parking solution expansion	3,775	0	0	0	0	3,775	
P	345-Parking Operations	4071-Parking Signage Upgrade	15,000	0	0	0	0	15,000	
P	345-Parking Operations	4072-Summer Beach Parking Management	(8,828)	0	0	0	0	(8,828)	
L	346-Service Support	1816000-Salaries	25,000	0	0	0	0	25,000	
L	346-Service Support	1816112-Training Expenses	(2,000)	0	0	0	0	(2,000)	
L	346-Service Support	1816256-Entertainment (FBT)	(2,000)	0	0	0	0	(2,000)	
L	346-Service Support	1816287-Printing & Stationery	(5,000)	0	0	0	0	(5,000)	
L	346-Service Support	1816381-Refreshments (Non FBT)	(3,000)	0	0	0	0	(3,000)	
P	413-Public Health	9058-Health Promotion/Marketing	(19,890)	0	(18,000)	0	0	(1,890)	Contribution will not be received
L	415-Development Services	7406206-Advertising Expenses	(1,600)	0	0	0	0	(1,600)	
L	415-Development Services	7406278-Minor Furniture & Equipment	1,000	0	0	0	0	1,000	



CITY OF COCKBURN - MIDYEAR BUDGET REVIEW 2023-24

			Expenditure	Transfer to Reserve	External Funding	Transfer from Reserve	Proceeds from Sale		
Budget	Service Unit	Project/Account Number	(+/-)	(+/-)	(+/-)	(+/-)	(+/-)	Muni Impact	Management Comment
L	415-Development Services	7406287-Printing & Stationery	(500)	0	0	0	0	(500)	
L	415-Development Services	7406298-Software Purchase	(1,500)	0	0	0	0	(1,500)	
L	415-Development Services	7406299-Software Support Expenses	(1,500)	0	0	0	0	(1,500)	
L	415-Development Services	7406303 - Subscriptions	1,200	0	0	0	0	1,200	
L	415 - Development Services	8665301 - Administraion	0	0	(35,000)	0	0	35,000	
L	416-Public Health and Building Services	2006265-Inspection Expenses	200	0	0	0	0	200	
L	416-Public Health and Building Services	2006267-Legal Expenses	30,000	0	0	0	0	30,000	
L	416-Public Health and Building Services	2006304-Sundry Minor Expenses	200	0	0	0	0	200	
L	416-Public Health and Building Services	2026000-Salaries	38,100	0	0	0	0	38,100	
L	416-Public Health and Building Services	2026100-Superannuation	3,070	0	0	0	0	3,070	
L	416-Public Health and Building Services	2026288-Program Costs	(15,000)	0	0	0	0	(15,000)	Budget saving
L	416-Public Health and Building Services	7306110-Conferences & Seminars	1,000	0	0	0	0	1,000	



CITY OF COCKBURN - MIDYEAR BUDGET REVIEW 2023-24

			Expenditure	Transfer to Reserve	External Funding	Transfer from Reserve	Proceeds from Sale		
Budget	Service Unit	Project/Account Number	(+/-)	(+/-)	(+/-)	(+/-)	(+/-)	Muni Impact	Management Comment
L	416-Public Health and Building Services	7306265 - Inspection Expenses	200	0	0	0	0	200	
W	422-Transport and Traffic	1897-218 Vivante Hammond Park Shared Path - Stage 2 Lighting, lin	(94,400)	0	0	0	0	(94,400)	Project deferred due to rescoping requirement with Western Power
W	422-Transport and Traffic	2970-Childrens Crossings	17,300	0	0	0	0	17,300	Additional expenditure to meet commitments to projects.
W	422-Transport and Traffic	3996-RAC Healy Road	(314,453)	0	(77,090)	(119,363)	0	(118,000)	Project cancelled by resolution of Council following community engagement
W	422-Transport and Traffic	5000-North Lake Road cycling bollards	(2,900)	0	0	(2,900)	0	0	Project complete. Returning balance of funds.
W	422-Transport and Traffic	6223-Atwell College Kiss and Ride	53,085	0	0	0	0	53,085	Project completed over budget
W	422-Transport and Traffic	6224-Blackwood Avenue and Ely Street speed humps	45,626	0	0	0	0	45,626	Project completed over budget
W	422-Transport and Traffic	6462-Hope Road Shared Path Stage 2	(21,653)	0	0	(21,653)	0	0	Project complete. Returning balance of funds.
W	422-Transport and Traffic	6463-Barrow Crescent	13,500	0	0	0	0	13,500	Project completed over budget
P	422-Transport and Traffic	0097-Transport planning reports and studies	(45,000)	0	0	0	0	(45,000)	Reduced need (Banjup Traffic Study work completed under separate budget)
P	422-Transport and Traffic	0098-Roadworks constructions – review and reports	100,000	0	0	0	0	100,000	Consolidation of projects
P	422-Transport and Traffic	4003-Traffic modeling reports and studies	(50,000)	0	0	0	0	(50,000)	Budget shifted to District Traffic Study account
P	422-Transport and Traffic	4005-Roadworks constructions – review and reports	(100,000)	0	0	0	0	(100,000)	Budget consolidation
P	422-Transport and Traffic	4901-District Traffic Study	50,000	0	0	0	0	50,000	Existing funding reallocated to cover additional scenario modelling in DTS.
P	422-Transport and Traffic	4905 - Traffic Study Report - Banjup LATM Study	45,000	0	0	0	0	45,000	Needed to complete community engagement activity.
L	423-Strategic Planning	8925757-DCA Contributions TF to Liability	0	0	(37,922)	0	0	37,922	
L	423-Strategic Planning	8925762-Owners Contributions	0	0	37,922	0	0	(37,922)	DCA Balancing
L	423-Strategic Planning	8955757-DCA Contributions TF to Liability	0	0	(174,066)	0	0	174,066	DCA Balancing
L	423-Strategic Planning	8955762-Owners Contributions	0	0	174,066	0	0	(174,066)	DCA Balancing
L	423-Strategic Planning	9015757-DCA Contributions TF to Liability	0	0	(450,000)	0	0	450,000	DCA Balancing
L	423-Strategic Planning	9015762-Owners Contributions	0	0	450,000	0	0	(450,000)	DCA Balancing



CITY OF COCKBURN - MIDYEAR BUDGET REVIEW 2023-24

			Expenditure	Transfer to Reserve	External Funding	Transfer from Reserve	Proceeds from Sale		
Budget	Service Unit	Project/Account Number	(+/-)	(+/-)	(+/-)	(+/-)	(+/-)	Muni Impact	Management Comment
L	424-Community Planning	8535746-Distributed - DCP6 Developer Contributions	0	0	(5,000)	0	0	5,000	
L	424-Community Planning	8535748-Distributed - DCP 9 Developer Contributions	0	0	(5,000)	0	0	5,000	
L	424-Community Planning	8535749-Distributed - DCP 10 Developer Contributions	0	0	(5,000)	0	0	5,000	
L	424-Community Planning	8535801-Distributed - DCP 11 Developer Contributions	0	0	(5,000)	0	0	5,000	
L	424-Community Planning	8535803-Distributed - DCP 13 Developer Contributions	0	0	(36,500)	0	0	36,500	
L	424-Community Planning	8535804-Distributed - DCP 8 Developer Contributions	0	0	(5,000)	0	0	5,000	
L	424-Community Planning	8535805-Distributed - DCP 14 Developer Contributions	0	0	(51,500)	0	0	51,500	DCA Balancing
L	424-Community Planning	8535806-Distributed - DCP 15 Developer Contributions	0	0	(63)	0	0	63	
L	424-Community Planning	8536000-Salaries	(119,841)	0	0	0	0	(119,841)	Reduce due to vacancy in 1 FTE position
L	424-Community Planning	8536100-Superannuation	(18,656)	0	0	0	0	(18,656)	Reduce due to vacancy in 1 FTE position
W	432-Environmental Management, Policy and Planning	1810-206 Re-define the Alan Thomas Music Shell Precinct	(59,000)	0	0	0	0	(59,000)	Project scope and priority to be reviewed.
W	432-Environmental Management, Policy and Planning	1812-208 Yangebup and Little Rush Lake Master Plan-Fitness Loop	(11,350)	0	0	0	0	(11,350)	Project complete. Returning balance of funds.
W	432-Environmental Management, Policy and Planning	1813-209 CY O'Connor Beach Dual Use Path Fencing	(1,800)	0	0	0	0	(1,800)	Project complete. Returning balance of funds.
W	433-Coastal Management and Planning	1804-199 Sand nourishment	(177,000)	0	0	0	0	(177,000)	Not a capital project, transferred to operational project
W	433-Coastal Management and Planning	4720-Shoreline Pedestrian Bridge, North Coogee - Design	(120,000)	0	0	(120,000)	0	0	Project on hold. Awaiting advice about footings and erosion and issues around contamination. Funding returned.
W	433-Coastal Management and Planning	4950-Beach Steps - Chelydra Point	(50,000)	0	0	(30,000)	0	(20,000)	Project cancelled as City has been unable to secure access to land owned by Synergy



CITY OF COCKBURN - MIDYEAR BUDGET REVIEW 2023-24

			Expenditure	Transfer to Reserve	External Funding	Transfer from Reserve	Proceeds from Sale		
Budget	Service Unit	Project/Account Number	(+/-)	(+/-)	(+/-)	(+/-)	(+/-)	Muni Impact	Management Comment
W	433-Coastal Management and Planning	6266-Visitor Moorings Coogee Maritime Trail	(27,577)	0	0	0	0	(27,577)	Consultation undertaken. Moorings not supported. Funds returned.
P	433-Coastal Management and Planning	6266-Ngarkal Beach - nourishment and maintenance works	(40,000)	0	0	(25,000)	0	(15,000)	Budget reallocation
P	433-Coastal Management and Planning	7860-Reactive Works - Coastal Beaches and Structures	40,000	0	0	0	0	40,000	Additional emergency works occurred this FY (reallocation from Ngarkal Beach maintenance works)
P	433-Coastal Management and Planning	8597-C Y O'Connor Beach Nourishment Works	177,000	0	0	0	0	177,000	Reallocated from the capital budget (not capital in nature)
L	510-Operations and Maintenance Business Unit	4936229-Professional Services	(3,000)	0	0	0	0	(3,000)	
L	510-Operations and Maintenance Business Unit	4936267-Legal Expenses	(500)	0	0	0	0	(500)	
L	510-Operations and Maintenance Business Unit	4936287-Printing & Stationery	200	0	0	0	0	200	
L	510-Operations and Maintenance Business Unit	4936303-Subscriptions	(1,000)	0	0	0	0	(1,000)	
L	510-Operations and Maintenance Business Unit	4936600-Telecommunication Expenses	(300)	0	0	0	0	(300)	
W	511-Environment, Parks and Streetscapes	1100-Atwell Group - Tapper Park Nature Playground addition	15,000	0	0	0	0	15,000	Revised scope following project assessment
W	511-Environment, Parks and Streetscapes	1103-Bibra Lake Group - Ferres Park Amenities and Bibra Dr Trees	(6,360)	0	0	0	0	(6,360)	Project complete. Returning balance of funds.
W	511-Environment, Parks and Streetscapes	1104-Connecting South Lake - Lakelands Reserve & Broadwater	(21,202)	0	0	0	0	(21,202)	Project complete. Returning balance of funds.



CITY OF COCKBURN - MIDYEAR BUDGET REVIEW 2023-24

			Expenditure	Transfer to Reserve	External Funding	Transfer from Reserve	Proceeds from Sale		
Budget	Service Unit	Project/Account Number	(+/-)	(+/-)	(+/-)	(+/-)	(+/-)	Muni Impact	Management Comment
W	511-Environment, Parks and Streetscapes	1105-Coogee Beach PA - Len McTaggart playground fence	(17,934)	0	0	0	0	(17,934)	Project complete. Returning balance of funds.
W	511-Environment, Parks and Streetscapes	1106-Hamilton Hill Group - climbing features at Bakers Square	6,528	0	0	0	0	6,528	Project costs increased due to market conditions
W	511-Environment, Parks and Streetscapes	1107-Hammond Park Group - amenities at Botany & Frankland Park	(20,312)	0	0	0	0	(20,312)	Project complete. Returning balance of funds.
W	511-Environment, Parks and Streetscapes	1108-Port Coogee Group - outdoor exercise equipment	15,000	0	0	0	0	15,000	Project costs increased due to market conditions
W	511-Environment, Parks and Streetscapes	1109-South Beach Group - BBQ/Picnic Setting Barrow Park	(6,921)	0	0	0	0	(6,921)	Project complete. Returning balance of funds.
W	511-Environment, Parks and Streetscapes	1111-Spearwood Group - Macfaull Park & Market Garden Swamp	2,624	0	0	0	0	2,624	Project costs increased due to market conditions
W	511-Environment, Parks and Streetscapes	1112-Success Residents Group - seating and Jubilee playground fen	8,339	0	0	0	0	8,339	Project costs increased due to market conditions
W	511-Environment, Parks and Streetscapes	1113-Treeby Group - tower park fountain & footpath at Marble Rd	(24,315)	0	0	0	0	(24,315)	Project complete. Returning balance of funds.
W	511-Environment, Parks and Streetscapes	1114-Yangebup Group - BBQ at Visko Park	(8,459)	0	0	0	0	(8,459)	Project complete. Returning balance of funds.
W	511-Environment, Parks and Streetscapes	1739-047 Fencing Little Rush Lake Reserve	(5,851)	0	0	0	0	(5,851)	Project complete. Returning balance of funds.
W	511-Environment, Parks and Streetscapes	1741-049 Fencing Apra Court Reserve	2,520	0	0	0	0	2,520	Project costs increased due to market conditions



CITY OF COCKBURN - MIDYEAR BUDGET REVIEW 2023-24

			Expenditure	Transfer to Reserve	External Funding	Transfer from Reserve	Proceeds from Sale		
Budget	Service Unit	Project/Account Number	(+/-)	(+/-)	(+/-)	(+/-)	(+/-)	Muni Impact	Management Comment
W	511-Environment, Parks and Streetscapes	1742-050 Fencing Baler court Powerline easement	960	0	0	0	0	960	Project costs increased due to market conditions
W	511-Environment, Parks and Streetscapes	1744-052 LUCRETIA PARK playground & rubber softfall renewal	15,394	0	0	0	0	15,394	Project costs increased due to market conditions
W	511-Environment, Parks and Streetscapes	1745-053 BIBRA LAKE RESERVE playground renewal	(6,984)	0	0	0	0	(6,984)	Project complete. Returning balance of funds.
W	511-Environment, Parks and Streetscapes	1747-055 Matilda Birkett playground renewal	(2,580)	0	0	0	0	(2,580)	Project complete. Returning balance of funds.
W	511-Environment, Parks and Streetscapes	1748-056 EDWARDES PARK playground renewal	(3,417)	0	0	0	0	(3,417)	Project complete. Returning balance of funds.
W	511-Environment, Parks and Streetscapes	1749-057 Cockburn Central water playground upgrades	(25,475)	0	0	0	0	(25,475)	Project complete. Returning balance of funds.
W	511-Environment, Parks and Streetscapes	1750-058 PERENA ROCCHI playground renewal	(2,476)	0	0	0	0	(2,476)	Project complete. Returning balance of funds.
W	511-Environment, Parks and Streetscapes	1751-059 SPINNAKER PARK playground renewal	(7,580)	0	0	0	0	(7,580)	Project complete. Returning balance of funds.
W	511-Environment, Parks and Streetscapes	1752-060 DANDJOO PARK playground renewal	2,970	0	0	0	0	2,970	Project variation for installation constraints
W	511-Environment, Parks and Streetscapes	1753-061 BORONIA PARK interpretive signage	1,784	0	0	0	0	1,784	Increase in project costs due to market conditions
W	511-Environment, Parks and Streetscapes	1755-063 WHEELER PARK playground renewal	(3,686)	0	0	0	0	(3,686)	Project complete. Returning balance of funds.



CITY OF COCKBURN - MIDYEAR BUDGET REVIEW 2023-24

			Expenditure	Transfer to Reserve	External Funding	Transfer from Reserve	Proceeds from Sale		
Budget	Service Unit	Project/Account Number	(+/-)	(+/-)	(+/-)	(+/-)	(+/-)	Muni Impact	Management Comment
W	511-Environment, Parks and Streetscapes	1756-064 Allamanda New Park bench	(137)	0	0	0	0	(137)	Project complete. Returning balance of funds.
W	511-Environment, Parks and Streetscapes	1758-066 Ditullio Park picnic setting	4,618	0	0	0	0	4,618	Increase in project costs due to market conditions
W	511-Environment, Parks and Streetscapes	1761-069 Allamandra footpath to playground	(6,566)	0	0	0	0	(6,566)	Project complete. Returning balance of funds.
W	511-Environment, Parks and Streetscapes	1762-070 BLOODWOOD AFL GOALS	3,782	0	0	0	0	3,782	Increase in project costs due to market conditions
W	511-Environment, Parks and Streetscapes	1763-071 MILGUN PLAYGROUND FENCE	(13,022)	0	0	0	0	(13,022)	Project complete. Returning balance of funds.
W	511-Environment, Parks and Streetscapes	1764-072 Minigwal BBQ	8,442	0	0	0	0	8,442	Increase in project costs due to market conditions
W	511-Environment, Parks and Streetscapes	1765-073 Bullfinch picnic setting	(608)	0	0	0	0	(608)	Project complete. Returning balance of funds.
W	511-Environment, Parks and Streetscapes	1767-075 Beeliar reserve picnic setting	(4,490)	0	0	0	0	(4,490)	Project complete. Returning balance of funds.
W	511-Environment, Parks and Streetscapes	1768-076 Bibra Lake exercise equipment	3,323	0	0	0	0	3,323	Increase in project costs due to market conditions
W	511-Environment, Parks and Streetscapes	1769-077 TANGLE PARK LIGHTING	2,700	0	0	0	0	2,700	Increase in project costs due to market conditions
W	511-Environment, Parks and Streetscapes	1770-078 GOODWILL PARK BBQ LIGHTING	(4,667)	0	0	0	0	(4,667)	Project complete. Returning balance of funds.



CITY OF COCKBURN - MIDYEAR BUDGET REVIEW 2023-24

			Expenditure	Transfer to Reserve	External Funding	Transfer from Reserve	Proceeds from Sale		
Budget	Service Unit	Project/Account Number	(+/-)	(+/-)	(+/-)	(+/-)	(+/-)	Muni Impact	Management Comment
W	511-Environment, Parks and Streetscapes	1771-079 MAMILLUS PARK footpath lighting	5,463	0	0	0	0	5,463	Increase in lighting infrastructure following detailed assessment
W	511-Environment, Parks and Streetscapes	1772-080 PERENA ROCCHI FOOTPATH LIGHTING	6,345	0	0	0	0	6,345	Increase in lighting infrastructure following detailed assessment
W	511-Environment, Parks and Streetscapes	1777-087 LOPRESTI PARK SHADE SAIL AND POLES	15,864	0	0	0	0	15,864	Increase in project costs due to market conditions
W	511-Environment, Parks and Streetscapes	1778-088 MARIPOSA PARK SHADE SAIL AND POLES	(6,860)	0	0	0	0	(6,860)	Project complete. Returning balance of funds.
W	511-Environment, Parks and Streetscapes	1779-089 NICHOLSON RESERVE SHADE SAIL AND POLES	(14,663)	0	0	0	0	(14,663)	Project complete. Returning balance of funds.
W	511-Environment, Parks and Streetscapes	1780-090 BONNOTTE PARK SHADE SAIL AND POLES	(19,157)	0	0	0	0	(19,157)	Project complete. Returning balance of funds.
W	511-Environment, Parks and Streetscapes	1781-091 MERVYN BOND SHADE SAIL AND POLES	(14,412)	0	0	0	0	(14,412)	Project complete. Returning balance of funds.
W	511-Environment, Parks and Streetscapes	1782-092 MAMILLUS PARK DRINK FOUNTAIN	4,662	0	0	0	0	4,662	Increase in project costs due to market conditions
W	511-Environment, Parks and Streetscapes	1783-093 OBSERVATORY PARK DRINK FOUNTAIN	1,471	0	0	0	0	1,471	Increase in project costs due to market conditions
W	511-Environment, Parks and Streetscapes	1784-094 SUNSTONE PARK DRINK FOUNTAIN	2,822	0	0	0	0	2,822	Increase in project costs due to market conditions
W	511-Environment, Parks and Streetscapes	1785-096 FRANKLAND OVAL - drinks fountain	(4,487)	0	0	0	0	(4,487)	Project complete. Returning balance of funds.



CITY OF COCKBURN - MIDYEAR BUDGET REVIEW 2023-24

			Expenditure	Transfer to Reserve	External Funding	Transfer from Reserve	Proceeds from Sale		
Edge	Service Unit	Project/Account Number	(+/-)	(+/-)	(+/-)	(+/-)	(+/-)	Muni Impact	Management Comment
W	511-Environment, Parks and Streetscapes	1787-103 Fawcett rd New playground	26,300	0	0	0	0	26,300	Increase in scope driven by community requirements.
W	511-Environment, Parks and Streetscapes	1788-104 SERVENTY PARK - Stair improvements	(54,400)	0	0	0	0	(54,400)	Project complete. Returning balance of funds.
W	511-Environment, Parks and Streetscapes	1789-110 GOODWILL PARK shelter repairs	(39,040)	0	0	0	0	(39,040)	Project complete. Returning balance of funds.
W	511-Environment, Parks and Streetscapes	1792-118 Resident Grants - Community Projects	(166,000)	0	0	0	0	(166,000)	No additional community requests received. Returning balance of funds
W	511-Environment, Parks and Streetscapes	5491-Citywide Infrastructure Renewal	23,337	0	0	0	0	23,337	Additional minor infrastructure requiring renewal
W	511-Environment, Parks and Streetscapes	5681-City Street Tree Planting Requests	0	0	9,424	0	0	(9,424)	Project funds balanced
W	511-Environment, Parks and Streetscapes	5808-Plumosa Park Developments	(78,872)	0	(78,872)	0	0	0	Project not ready for delivery. Detailing planning required once resources become available
W	511-Environment, Parks and Streetscapes	5956-Port Coogee Water Play Refurbishment.	29,000	0	0	0	0	29,000	Project scope amended resulting in addition funding
W	511-Environment, Parks and Streetscapes	6140-Koorilla Boundary Wall	0	0	(185,282)	185,282	0	0	Return of bond
W	511-Environment, Parks and Streetscapes	6183-McFaul Park, Spearwood, toilet facility.	(149,078)	0	0	(149,078)	0	0	Requires community consultation to determine final location, Defer to FY25



CITY OF COCKBURN - MIDYEAR BUDGET REVIEW 2023-24

			Expenditure	Transfer to Reserve	External Funding	Transfer from Reserve	Proceeds from Sale		
Budget	Service Unit	Project/Account Number	(+/-)	(+/-)	(+/-)	(+/-)	(+/-)	Muni Impact	Management Comment
W	511-Environment, Parks and Streetscapes	6315-Tangle Park Playground Renewal	12,924	0	0	0	0	12,924	Increase in project costs due to market conditions
W	511-Environment, Parks and Streetscapes	6335-CYO Connor path realignment	(5,433)	0	0	(5,433)	0	0	Project complete. Returning balance of funds.
W	511-Environment, Parks and Streetscapes	6336-Coolbellup Revitalisation Strategy	600	0	0	0	0	600	FY23 costs not allocated in FY24 budget
W	511-Environment, Parks and Streetscapes	6339-Peace Park Upgrades	10,369	0	0	0	0	10,369	Insufficient budget allocation for scope
W	511-Environment, Parks and Streetscapes	6344-Playground Feasibility Study	8,034	0	0	0	0	8,034	Insufficient budget allocation for scope
W	511-Environment, Parks and Streetscapes	6466-Success Reserve - half-court basketball.	(25,000)	0	0	(25,000)	0	0	Project deferred to FY25 subject to community consultation
W	511-Environment, Parks and Streetscapes	6534-Doherty Park Update basketball backboard-Coolbellup Group	(6,050)	0	0	0	0	(6,050)	Project complete. Returning balance of funds.
W	511-Environment, Parks and Streetscapes	6535-Park Bench-Len Packham Rsv-Coolbellup Community Associatio	(5,954)	0	0	0	0	(5,954)	Project complete. Returning balance of funds.
L	511-Environment, Parks and Streetscapes	7806000-Salaries	(200,000)	0	0	0	0	(200,000)	Salary reallocation (cover labour hire)
L	511-Environment, Parks and Streetscapes	7806160 - Contract Salaries	200,000	0	0	0	0	200,000	Salary budget reallocation
P	511-Environment, Parks and Streetscapes	0036-Clementine Reserve	6,500	0	0	0	0	6,500	



CITY OF COCKBURN - MIDYEAR BUDGET REVIEW 2023-24

			Expenditure	Transfer to Reserve	External Funding	Transfer from Reserve	Proceeds from Sale		
Budget	Service Unit	Project/Account Number	(+/-)	(+/-)	(+/-)	(+/-)	(+/-)	Muni Impact	Management Comment
P	511-Environment, Parks and Streetscapes	0041-Binjar Reserve New	35,050	0	0	0	0	35,050	New park
P	511-Environment, Parks and Streetscapes	0042-Calleya Jandakot Rd	65,500	0	0	0	0	65,500	Higher maintenance cost
P	511-Environment, Parks and Streetscapes	0062-Fred and Emily Smith Park	11,678	0	0	0	0	11,678	Higher maintenance cost
P	511-Environment, Parks and Streetscapes	0080-Jubilee Gardens Streetscapes	10,142	0	0	0	0	10,142	Higher maintenance cost
P	511-Environment, Parks and Streetscapes	0084-Westwood Crescent/Barfield Rd	22,803	0	0	0	0	22,803	Higher maintenance cost
P	511-Environment, Parks and Streetscapes	4006-WARTHUYKE CORRIDOR	(9,700)	0	0	0	0	(9,700)	
P	511-Environment, Parks and Streetscapes	4030-Calleya North	(55,500)	0	0	0	0	(55,500)	Budget reallocation
P	511-Environment, Parks and Streetscapes	4953-Calleya Solomon Rd	(10,000)	0	0	0	0	(10,000)	
P	511-Environment, Parks and Streetscapes	4974-Frankland Park	27,000	0	0	0	0	27,000	Higher maintenance cost
P	511-Environment, Parks and Streetscapes	6295-Treeby Oval	15,000	0	0	0	0	15,000	Higher maintenance cost
P	511-Environment, Parks and Streetscapes	7203-Beale	5,000	0	0	0	0	5,000	



CITY OF COCKBURN - MIDYEAR BUDGET REVIEW 2023-24

			Expenditure	Transfer to Reserve	External Funding	Transfer from Reserve	Proceeds from Sale		
Budget	Service Unit	Project/Account Number	(+/-)	(+/-)	(+/-)	(+/-)	(+/-)	Muni Impact	Management Comment
P	511-Environment, Parks and Streetscapes	7205-Len Packham	6,000	0	0	0	0	6,000	
P	511-Environment, Parks and Streetscapes	7209-Atwell Playing Fields	19,500	0	0	0	0	19,500	Higher maintenance cost
P	511-Environment, Parks and Streetscapes	7221-Beeliar Park	26,000	0	0	0	0	26,000	Higher maintenance cost
P	511-Environment, Parks and Streetscapes	7223-Lakelands	1,000	0	0	0	0	1,000	
P	511-Environment, Parks and Streetscapes	7225-Aubin Grove Oval	10,000	0	0	0	0	10,000	
P	511-Environment, Parks and Streetscapes	7226-Success Reserve	3,500	0	0	0	0	3,500	
P	511-Environment, Parks and Streetscapes	7381-Farrington Road Verge	11,791	0	0	0	0	11,791	Higher maintenance cost
P	511-Environment, Parks and Streetscapes	New OP - Softfall Top up	100,000	0	0	0	0	100,000	New requirement
P	511-Environment, Parks and Streetscapes	7568 - Gicha Park	8,500	0	0	0	0	8,500	
P	511-Environment, Parks and Streetscapes	7601-Street Trees	13,874	0	0	0	0	13,874	Contract increase
P	511-Environment, Parks and Streetscapes	7622-Streetscapes Harvest Lakes Estate	314	0	0	0	0	314	



CITY OF COCKBURN - MIDYEAR BUDGET REVIEW 2023-24

			Expenditure	Transfer to Reserve	External Funding	Transfer from Reserve	Proceeds from Sale		
Budget	Service Unit	Project/Account Number	(+/-)	(+/-)	(+/-)	(+/-)	(+/-)	Muni Impact	Management Comment
P	511-Environment, Parks and Streetscapes	7627-Verge Mowing-Rural, Commercial & Industr	6,282	0	0	0	0	6,282	
P	511-Environment, Parks and Streetscapes	7841-Treeby Dog Park	6,995	0	0	0	0	6,995	
P	511-Environment, Parks and Streetscapes	7845-Clementine Bushland	(6,500)	0	0	0	0	(6,500)	
P	511-Environment, Parks and Streetscapes	8118-Binjar Reserve	(35,050)	0	0	0	0	(35,050)	Budget reallocation
P	511-Environment, Parks and Streetscapes	8261-Warthyke Park	9,700	0	0	0	0	9,700	
W	512-Civil Infrastructure	1836-022 Administration site car park resurface	17,924	0	0	0	0	17,924	Project completed, additional funds required due to market increases
W	512-Civil Infrastructure	1838-121 Joyce Avenue Sump asbestos fence replacement	(15,520)	0	0	0	0	(15,520)	Project complete. Returning balance of funds.
W	512-Civil Infrastructure	1842-127 North Lake Road Waverley to Forrest	(328,049)	0	(328,049)	0	0	0	Project deferred till FY25
W	512-Civil Infrastructure	1873-160 Sandpiper Loop footpath	19,194	0	0	0	0	19,194	Project completed, additional funds required due to market increases
W	512-Civil Infrastructure	1874-161 Magnolia Gardens footpath	3,798	0	0	0	0	3,798	Project completed, additional funds required due to market increases
W	512-Civil Infrastructure	1876-163 Boronia Park footpath	(3,858)	0	0	0	0	(3,858)	Project complete. Returning balance of funds.
W	512-Civil Infrastructure	1878-165 Guava Way concrete infill	4,050	0	0	0	0	4,050	Project completed, additional funds required due to market increases
W	512-Civil Infrastructure	1881-170 Windchime Terrace path renewal	8,268	0	0	0	0	8,268	Project completed, additional funds required due to market increases
W	512-Civil Infrastructure	1883-172 Affinity Way Aurora to Windchime path renewal	4,597	0	0	0	0	4,597	Project completed, additional funds required due to market increases
W	512-Civil Infrastructure	1886-175 Semple Road between Thomas and North Lake Road path rene	(3,351)	0	0	0	0	(3,351)	Project complete. Returning balance of funds.
W	512-Civil Infrastructure	1889-178 Horus Bend path renewal section Sphinx to Sudlow path re	6,423	0	0	0	0	6,423	Increase due to market conditions
W	512-Civil Infrastructure	1892-181 Horus Bend Sudlow to Sphinx	8,268	0	0	0	0	8,268	Increase due to market conditions
W	512-Civil Infrastructure	1895-184 Bendee Drive Tree root path renewal tree wells	(16,085)	0	0	0	0	(16,085)	Project complete. Returning balance of funds.



CITY OF COCKBURN - MIDYEAR BUDGET REVIEW 2023-24

			Expenditure	Transfer to Reserve	External Funding	Transfer from Reserve	Proceeds from Sale		
Budget	Service Unit	Project/Account Number	(+/-)	(+/-)	(+/-)	(+/-)	(+/-)	Muni Impact	Management Comment
W	512-Civil Infrastructure	1896-185 Brenchley Footpath	(8,842)	0	0	0	0	(8,842)	Project complete. Returning balance of funds.
W	512-Civil Infrastructure	4899-273 Spearwood Avenue Sump	(343,890)	0	0	(343,890)	0	0	Project deferred to FY25 due to resourcing
W	512-Civil Infrastructure	4902-Hammon Road flooding Success	25,000	0	0	25,000	0	0	Increase due to market conditions
W	512-Civil Infrastructure	4903-Rinaldo and Malvollio Drainage Design	128,891	0	0	128,891	0	0	Increased scope and drainage costs escalation, change of product as specified by design engineer
W	512-Civil Infrastructure	4904-19B Jean Street Design	(43,280)	0	0	(43,280)	0	0	Project not progressing FY24
W	512-Civil Infrastructure	4996-Manning Lake PSP upgrade	(151,574)	0	0	0	0	(151,574)	Project requires further consultation and detailed designs to inform construction value
W	512-Civil Infrastructure	6352-Spearwood and Doolette drainage stage 1 & 2	(216,168)	0	0	(216,168)	0	0	Project deferred to FY25 due to resourcing
W	512-Civil Infrastructure	6359-Starling Street Path and lighting	(16,076)	0	0	(16,076)	0	0	Project complete. Returning balance of funds.
W	512-Civil Infrastructure	6362-Bibra Drive additional lighting	1,656	0	0	1,656	0	0	Increase due to market conditions
W	512-Civil Infrastructure	6367-Rockingham Road Hamilton Hill	(19,729)	0	0	(19,729)	0	0	Project complete. Returning balance of funds.
W	512-Civil Infrastructure	6374-Lydon and Mosedale intersection	(34,492)	0	0	(34,492)	0	0	Project complete. Returning balance of funds.
W	512-Civil Infrastructure	6377-Winterfold Road	12,729	0	0	12,729	0	0	Increase due to market conditions
W	512-Civil Infrastructure	6394-Hamilton Road Coogee	(6,271)	0	0	(6,271)	0	0	Project complete. Returning balance of funds.
W	512-Civil Infrastructure	6407-Bucat Street drainage improvements	(53,054)	0	0	(53,054)	0	0	Project deferred to FY24
P	512-Civil Infrastructure	8504-Street Lighting - Operation	247,889	0	0	0	0	247,889	Increased tariff charges and growth
W	513-Fleet Management	7103-Out Front Mower	125	0	0	5,125	(5,000)	0	Increase due to market conditions
W	513-Fleet Management	7104-Heavy Fleet Out Front Mower	2,800	0	0	2,800	0	0	Increase due to market conditions
W	513-Fleet Management	7105-Heavy Fleet Out Front Mower	2,800	0	0	2,800	0	0	Increase due to market conditions
W	513-Fleet Management	7106-Heavy Fleet Out Front Mower - Parks PL1063	125	0	0	5,125	(5,000)	0	Increase due to market conditions
W	513-Fleet Management	7109-Parks Out Front Mower PL109	2,800	0	0	2,800	0	0	Increase due to market conditions
W	513-Fleet Management	7110-Parks Out Front Mower PL110	2,800	0	0	2,800	0	0	Increase due to market conditions
W	513-Fleet Management	7111-Out Front Mower	2,800	0	0	1,800	1,000	0	Increase due to market conditions



CITY OF COCKBURN - MIDYEAR BUDGET REVIEW 2023-24

			Expenditure	Transfer to Reserve	External Funding	Transfer from Reserve	Proceeds from Sale		
Budget	Service Unit	Project/Account Number	(+/-)	(+/-)	(+/-)	(+/-)	(+/-)	Muni Impact	Management Comment
W	513-Fleet Management	7113-PL 113 Out Front Mower	2,800	0	0	1,800	1,000	0	Increase due to market conditions
W	513-Fleet Management	7115-Parks Outfront Mower	2,800	0	0	1,800	1,000	0	Increase due to market conditions
W	513-Fleet Management	7118-PL 118 Out Front Mower	2,800	0	0	1,800	1,000	0	Increase due to market conditions
W	513-Fleet Management	7119-Parks Tractor PL119	5,000	0	0	5,000	0	0	Increase due to market conditions
W	513-Fleet Management	7120-PL120 Cab Tractor 4WD	5,000	0	0	5,000	0	0	Increase due to market conditions
W	513-Fleet Management	7121-Toyota Skid Steer Loader - Roads	10,000	0	0	10,000	0	0	Increase due to market conditions
W	513-Fleet Management	7206-Light Vehicle - Manager Building Services	3,000	0	0	3,000	0	0	Increase due to market conditions
W	513-Fleet Management	7229-PL229 Waste Coordinator - M Danilov	6,000	0	0	6,000	0	0	Increase due to market conditions
W	513-Fleet Management	7239-Parks Coordinator - Alison Waters	6,000	0	0	6,000	0	0	Increase due to market conditions
W	513-Fleet Management	7250-PL250 Facilities Projects Officer - E Bjelland	6,000	0	0	6,000	0	0	Increase due to market conditions
W	513-Fleet Management	7255-PL255 Waste Manager - L Davieson	7,000	0	0	7,000	0	0	Increase due to market conditions
W	513-Fleet Management	7269-Light Fleet - Ford Courier XL Utility Rangers	1,000	0	0	1,000	0	0	Increase due to market conditions
W	513-Fleet Management	7296-PL296 Recycling Supervisor - Cliff Ryan	5,619	0	0	5,619	0	0	Increase due to market conditions
W	513-Fleet Management	7313-Heavy Fleet Parks Mowing Trailer PL313	10,000	0	0	10,000	0	0	Increase due to market conditions
W	513-Fleet Management	7316-Heavy Fleet Parks Mowing Trailer PL316	10,000	0	0	10,000	0	0	Increase due to market conditions
W	513-Fleet Management	7320-Heavy Fleet PI320 Trailer 5.2mx2.4m Parks Mowing	10,000	0	0	10,000	0	0	Increase due to market conditions
W	513-Fleet Management	7328-Trailer ParksTrailer 5.2mx2.4m	10,000	0	0	10,000	0	0	Increase due to market conditions
W	513-Fleet Management	7329-PL329 Parks Mowing Trailer - Refurbishment	10,000	0	0	10,000	0	0	Increase due to market conditions
W	513-Fleet Management	7426-PL426 Strategic planning svcs - C Catherwood	5,190	0	0	5,190	0	0	Increase due to market conditions
W	513-Fleet Management	7429-Light Fleet PL429 Commercial Environmental Health - Phil Oor	6,000	0	0	6,000	0	0	Increase due to market conditions
W	513-Fleet Management	7504-PL 504 ICT Manager	6,000	0	0	6,000	0	0	Increase due to market conditions
W	513-Fleet Management	7548-PL 548 Workshop Ute	6,000	0	0	6,000	0	0	Increase due to market conditions
W	513-Fleet Management	7571-CoSafe Vehicle 1	3,000	0	0	3,000	0	0	Increase due to market conditions



CITY OF COCKBURN - MIDYEAR BUDGET REVIEW 2023-24

			Expenditure	Transfer to Reserve	External Funding	Transfer from Reserve	Proceeds from Sale		
Budget	Service Unit	Project/Account Number	(+/-)	(+/-)	(+/-)	(+/-)	(+/-)	Muni Impact	Management Comment
W	513-Fleet Management	7572-CoSafe Vehicle 2	3,000	0	0	3,000	0	0	Increase due to market conditions
W	513-Fleet Management	7573-CoSafe Vehicle 3	3,000	0	0	3,000	0	0	Increase due to market conditions
W	513-Fleet Management	7576-CoSafe Vehicle 6	3,000	0	0	3,000	0	0	Increase due to market conditions
W	513-Fleet Management	7636-PL636 Parks Mowing Trailer - Refurbishment	10,000	0	0	10,000	0	0	Increase due to market conditions
W	513-Fleet Management	7647-Catchment cage Attached to new Wshop Ute	4,300	0	0	4,300	0	0	Increase due to market conditions
W	513-Fleet Management	7668-PL668Facilities Technical Officer(New)	1,000	0	0	1,000	0	0	Increase due to market conditions
W	513-Fleet Management	7721-Inter 1950D Water Truck Waste Disposal	34,688	0	0	34,688	0	0	Increase due to market conditions
W	513-Fleet Management	7725-Parks Tip Truck PL725	20,000	0	0	20,000	0	0	Increase due to market conditions
W	513-Fleet Management	7731-Heavy Fleet - Parks PL 7311	20,000	0	0	20,000	0	0	Increase due to market conditions
W	513-Fleet Management	7755-Heavy Fleet-Waste Iveco F2350G/260 Rubbish Truck PL7551	103,590	0	0	103,590	0	0	Increase due to market conditions
W	513-Fleet Management	7756-Waste Collection Truck	103,590	0	0	103,590	0	0	Increase due to market conditions
W	513-Fleet Management	7759-PL759 Truck Rubbish Recycle 29m3	103,590	0	0	98,590	5,000	0	Increase due to market conditions
W	513-Fleet Management	7768-Used Landfill compactor 35T	255,000	0	0	255,000	0	0	Increase due to market conditions
W	513-Fleet Management	7769-Heavy Fleet Waste Truck Side Loader PL NEW	103,590	0	0	103,590	0	0	Increase due to market conditions
W	513-Fleet Management	7774-Roads Small Loader	60,000	0	0	60,000	0	0	Increase due to market conditions
W	513-Fleet Management	7778-PL778 Landfill Hooklift	120,000	0	0	120,000	0	0	Increase due to market conditions
W	513-Fleet Management	7783-Heavy Fleet Side Loader Recycling Waste Truck	103,590	0	0	103,590	0	0	Increase due to market conditions
W	513-Fleet Management	7789-Truck Rubbish Recycle 29m3 (New)	103,590	0	0	98,590	5,000	0	Increase due to market conditions
W	513-Fleet Management	7805-PL 805 New - Verge Rear Loader 29m3	(385,000)	0	0	(385,000)	0	0	Plant purchase to deferred until decision on Bulk Waste Verge Collection
W	513-Fleet Management	7806-PL 806 New - Flatbed truck with Hiab	(210,000)	0	0	(210,000)	0	0	Plant purchase to deferred until decision on Bulk Waste Verge Collection
W	513-Fleet Management	7807-PL 807 New - Verge Articulated front end loader	(118,000)	0	0	(118,000)	0	0	Plant purchase to deferred until decision on Bulk Waste Verge Collection
W	513-Fleet Management	7808-PL 808 New - Verge loader trailer	(35,000)	0	0	(35,000)	0	0	Plant purchase to deferred until decision on Bulk Waste Verge Collection
W	513-Fleet Management	7809-PL 809 New - Support truck to tow verge loader on trailer	(170,000)	0	0	(170,000)	0	0	Plant purchase to deferred until decision on Bulk Waste Verge Collection



CITY OF COCKBURN - MIDYEAR BUDGET REVIEW 2023-24

			Expenditure	Transfer to Reserve	External Funding	Transfer from Reserve	Proceeds from Sale		
Budget	Service Unit	Project/Account Number	(+/-)	(+/-)	(+/-)	(+/-)	(+/-)	Muni Impact	Management Comment
L	513-Fleet Management	8006000-Salaries	32,204	0	0	0	0	32,204	Increase to cover Labour hire.
L	513-Fleet Management	8006287-Printing & Stationery	500	0	0	0	0	500	
L	513-Fleet Management	8006381-Refreshments (Non FBT)	100	0	0	0	0	100	
L	513-Fleet Management	8036000-Salaries	26,467	0	0	0	0	26,467	
L	513-Fleet Management	8036100-Superannuation	3,704	0	0	0	0	3,704	
L/PL	513 - Fleet Management	801-6200 - Contract Expenses	93,790	0	0	0	0	93,790	Underbudgeted (covered by reduced fuel cost)
L/PL	513 - Fleet Management	801-6210 - Materials	250,000	0	0	0	0	250,000	Underbudgeted (covered by reduced fuel cost)
L/PL	513 - Fleet Management	801-6885 - Fuel Issues	(343,790)	0	0	0	0	(343,790)	Reduced fuel cost
W	514-Waste Services	1712-Hydraulic Cardboard Compactor	(80,000)	0	0	(80,000)	0	0	Project linked to Redevelopment
W	514-Waste Services	1713-New Electrical Power Installation	(100,000)	0	0	(100,000)	0	0	Project no required in FY24
W	514-Waste Services	2000-Generator to Power Aircon Unit for Transfer station gate hou	3,000	0	0	3,000	0	0	Increase in project costs
L	514-Waste Services	4805550-MSW & Recycling Removal Charges Levied	0	0	42,000	0	0	(42,000)	Balancing with Actuals
L	514-Waste Services	4807592-TF to Res - Waste Collection	0	(741,632)	0	0	0	(741,632)	Reduced waste collection net surplus due to high costs
L	514-Waste Services	4855501-Sale of Gas - Waste Gas Resources	0	0	42,487	0	0	(42,487)	Increased to reflect current YTD Actuals
L	514-Waste Services	4855560-Landfill Fees	0	0	3,310,305	0	0	(3,310,305)	Increases Commercial Tonnes
L	514-Waste Services	4856811-Landfill Levy	2,697,522	0	0	0	0	2,697,522	Increased tonnes to landfill
L	514-Waste Services	4857142-TF to Res - Waste & Recycling	0	2,829,795	0	0	0	2,829,795	Increase due to Increase commercial and MSW
L	514-Waste Services	4858746-Internal Disposal Charges Recovered	(2,398,925)	0	0	0	0	(2,398,925)	Increase tonnes to Landfill



CITY OF COCKBURN - MIDYEAR BUDGET REVIEW 2023-24

			Expenditure	Transfer to Reserve	External Funding	Transfer from Reserve	Proceeds from Sale		
Budget	Service Unit	Project/Account Number	(+/-)	(+/-)	(+/-)	(+/-)	(+/-)	Muni Impact	Management Comment
L	514-Waste Services	4886000-Salaries	5,684	0	0	0	0	5,684	
L	514-Waste Services	4886100-Superannuation	1,552	0	0	0	0	1,552	
L	514-Waste Services	8055792 - Reimbursement - Employee Contributions	0	0	836	0	0	(836)	
L	514-Waste Services	8056000-Salaries	40,000	0	0	0	0	40,000	
L	514-Waste Services	8056160-Contract Salaries	(40,000)	0	0	0	0	(40,000)	Salary reallocation
L	514-Waste Services	8105774 - Reimbursement - Long Service Leave	0	0	4,795	0	0	(4,795)	
L	514-Waste Services	8105901 - Sundry Minor Revenue	0	0	2,415	0	0	(2,415)	
L	514-Waste Services	8106000-Salaries	400,000	0	0	0	0	400,000	Increase in salary - second verge collection crew casua
L	514-Waste Services	8106100-Superannuation	52,077	0	0	0	0	52,077	Increase in salary - second verge collection crew casua
L	514-Waste Services	8106234-Consumables	1,000	0	0	0	0	1,000	
L	514-Waste Services	8106600-Telecommunication Expenses	6,924	0	0	0	0	6,924	
P	514-Waste Services	4077-GPS Tracking System	22,770	0	0	22,770	0	0	Increase for upgrade shortfall
P	514-Waste Services	7852-Beach Bin Litter Collection	(30,000)	0	0	0	0	(30,000)	Reduced funding need
P	514-Waste Services	7989-Entry Fees MSW	95,614	0	0	0	0	95,614	Operational budget adjustment
P	514-Waste Services	8268-Public Place Recycling Stations	23,000	0	0	0	0	23,000	Added funnels and chutes to all bins
P	514-Waste Services	8304-Henderson Landfill Site Operations	218,000	0	0	0	0	218,000	Operational budget adjustment
P	514-Waste Services	9556-Entry Fee For Recyclables	0	0	(177,456)	0	0	177,456	Reduced income from Container deposit scheme
L	520-Project Management BU	8606299 - Software support expense	30,000	0	0	0	0	30,000	



CITY OF COCKBURN - MIDYEAR BUDGET REVIEW 2023-24

			Expenditure	Transfer to Reserve	External Funding	Transfer from Reserve	Proceeds from Sale		
Budget	Service Unit	Project/Account Number	(+/-)	(+/-)	(+/-)	(+/-)	(+/-)	Muni Impact	Management Comment
W	521-Landscape and Coastal Projects	6283-Reserve Upgrade Yandjet Park, Yangebup	(985,000)	0	0	(100,000)	0	(885,000)	Project reviewed and indentified original scope no longer required to meet community needs. Project to be removed from the Yangebup & Little Rush Lake Management Plan
L	521-Landscape and Coastal Projects	8626278-Minor Furniture & Equipment	1,667	0	0	0	0	1,667	
L	521-Landscape and Coastal Projects	8626287-Printing & Stationery	196	0	0	0	0	196	
L	521-Landscape and Coastal Projects	8626600-Telecommunication Expenses	3,772	0	0	0	0	3,772	
W	522-Building and Security Projects	1667-Stage1 Enabling Works Henderson Redevelopment	1,523,237	0	0	1,523,237	0	0	Additional costs for approved variations associated with disposal of hazardous material.
W	522-Building and Security Projects	1723-005 Yangebup Community Centre playground softfall	(7,884)	0	0	0	0	(7,884)	Project completed, Funds returned
W	522-Building and Security Projects	1795-188 Tempest Park Floodlighting	(379,800)	0	0	0	0	(379,800)	Project requires design review to achieve key deliverables and finalise costs. Project to be listed for FY25
W	522-Building and Security Projects	1796-189 Cockburn ARC aquatic area rectification works	(1,200,000)	0	0	(1,200,000)	0	0	Project requires further consultation
W	522-Building and Security Projects	1821-233 Omeo Port Coogee Southern Amenities	(1,500,000)	0	(1,077,107)	(422,893)	0	0	Duplicate project. Funds to be transfered to WC01238
W	522-Building and Security Projects	1835-258 Henderson - Weighbridge Replacement	(20,000)	0	0	0	0	(20,000)	Project savings
W	522-Building and Security Projects	1992-Design of Changes to HWRP	0	0	0	0	0	0	Funds to be combined with HWRP project account



CITY OF COCKBURN - MIDYEAR BUDGET REVIEW 2023-24

			Expenditure	Transfer to Reserve	External Funding	Transfer from Reserve	Proceeds from Sale		
Budget	Service Unit	Project/Account Number	(+/-)	(+/-)	(+/-)	(+/-)	(+/-)	Muni Impact	Management Comment
W	522-Building and Security Projects	4156-Wetlands Education Ctr	124,586	0	0	124,586	0	0	Additional costs incurred in finalising the contract.
W	522-Building and Security Projects	4544-Beale Park Redevelopment	(500,000)	0	0	(500,000)	0	0	Project delay due to environmental assessment
W	522-Building and Security Projects	4716-Aboriginal Cultural Centre	87,067	0	0	87,067	0	0	Project costs to review design post Council consideration
W	522-Building and Security Projects	4717-Omeo Park Toilet Block, Port Coogee	500,000	0	0	500,000	0	0	Project delivery delayed due to redesign requirements.
W	522-Building and Security Projects	6184-CY O'Connor Reserve, North Coogee install replacement shade	(241,002)	0	0	0	0	(241,002)	Project completed, Funds returned
W	522-Building and Security Projects	6243-Integrated Health Centre - Landscaping and Courtyard	(263,013)	0	0	(263,013)	0	0	Project savings
W	522-Building and Security Projects	7665-Temporary Staff building upgrades	(100,000)	0	0	(100,000)	0	0	Project not to commence FY24.
W	523-Civil Projects	1816-216 Prinsep Road Traffic Management - Detailed Design	(118,000)	0	0	0	0	(118,000)	Project no longer required due to revised traffic studies.
W	523-Civil Projects	1823-235 Henderson Cell Capping	91,000	0	0	91,000	0	0	Project requires additional funds due to material availability
W	523-Civil Projects	1898-221 Coleville Cresnet - Safe Active Street/Streetscape Upgra	(60,000)	0	0	0	0	(60,000)	Project under review, balance of funds to be returned
W	523-Civil Projects	3917-Jandakot Road (Berrigan to Solomon stage 1)	30,913	0	0	30,913	0	(0)	Increase in project costs



CITY OF COCKBURN - MIDYEAR BUDGET REVIEW 2023-24

			Expenditure	Transfer to Reserve	External Funding	Transfer from Reserve	Proceeds from Sale		
Budget	Service Unit	Project/Account Number	(+/-)	(+/-)	(+/-)	(+/-)	(+/-)	Muni Impact	Management Comment
W	523-Civil Projects	4800-Rockingham Road Revitalisation	354,000	0	328,049	0	0	25,951	Additional funding required for detailed design (funded from Main Roads direct grant)
W	523-Civil Projects	4952-Rockingham Road and Phoenix Roundabout	(1,601,342)	0	(1,552,980)	(48,362)	0	0	Project to be rescheduled to commence planning in FY25 and revised external funding model
W	523-Civil Projects	6200-Rowley Road & Lyon Road	(10,760)	0	0	(10,760)	0	0	Project delivery not transpiring in FY24. Further planning to occur
W	523-Civil Projects	6259-Bakers Square - Court Resurface	(39,756)	0	0	(39,756)	0	0	Project scope to be reviewed. Balance to be returned and accessed once scope defined.
W	523 - Civil Project	6399 - Carrington & Forrest Intersection	(92,150)	0	(61,433)	0	0	(30,717)	Project scope to be completed in FY24
W	523-Civil Projects	6406-Marvell Avenue #5 drainage improvements	(971,000)	0	0	(971,000)	0	0	Project to be rescheduled to FY25 following review of designs and market conditions
W	523-Civil Projects	6453-Drainage Catchment Investigations & designs	13,776	0	0	0	0	13,776	Increase cost due to market conditions



CITY OF COCKBURN - MIDYEAR BUDGET REVIEW 2023-24

			Expenditure	Transfer to Reserve	External Funding	Transfer from Reserve	Proceeds from Sale		
Budget	Service Unit	Project/Account Number	(+/-)	(+/-)	(+/-)	(+/-)	(+/-)	Muni Impact	Management Comment
W	523 - Civil Project	New - Carrington & Forrest Rd Blackspot Program	250,000	0	250,000	0	0	0	New blackspot project
L	524-Program Management Office	8696110-Conferences & Seminars	(5,000)	0	0	0	0	(5,000)	
L	524-Program Management Office	8696112-Training Expenses	(2,000)	0	0	0	0	(2,000)	
L	524-Program Management Office	8696287-Printing & Stationery	307	0	0	0	0	307	
L	524-Program Management Office	8696299-Software Support Expenses	(1,000)	0	0	0	0	(1,000)	
L	531-Property Services	7255324-Lease Revenue	0	0	(166,573)	0	0	166,573	Reduced revenue (Naval Base shacks)
L	531-Property Services	8726000-Salaries	71,958	0	0	0	0	71,958	Salary budget reallocation
L	531-Property Services	8726100-Superannuation	14,703	0	0	0	0	14,703	
P	531-Property Services	4899-Port Catherine City Works	(12,125)	0	0	(12,125)	0	(0)	Budget not required
P	531-Property Services	4991-All Wetlands Precinct User Utilities (Water & Electricity)	(339,327)	0	0	(167,199)	0	(172,128)	Over budgeted
P	531-Property Services	5003 - Lease-Tele Tower-Reserve 54257	0	0	25,000	0	0	(25,000)	
P	531-Property Services	6807-Lease-Lot 22 & 24 Imlah Crt	0	0	4,000	0	0	(4,000)	
P	531-Property Services	6810 - Lease-Lease Portion Prinsep Rd - Jandakot	0	0	17,000	0	0	(17,000)	
P	531-Property Services	6812 - Lease-Reserve 30189 90 Cordelia Avenue - Coolbellup	0	0	18,775	0	0	(18,775)	
P	531-Property Services	6823-Lease – Cockburn Integrated Health Facility	0	0	130,000	0	0	(130,000)	Rent review to market. New tenancies.
W	532-City Facilities	1099-Executive Area Refurbishment	(14,065)	0	0	(14,065)	0	0	Project completed, funds returned
W	532-City Facilities	1722-004 Council Administration Offices - Building - AMP	(95,000)	0	0	0	0	(95,000)	Project not required in FY24
W	532-City Facilities	1724-006 Operations Centre - depot southern gate replacement - AM	(2,293)	0	0	0	0	(2,293)	Project completed, funds to be returned
W	532-City Facilities	1727-009 Smart Park Toilets - AMP	(2,570)	0	0	0	0	(2,570)	Project completed, funds to be returned
W	532-City Facilities	1729-011 South Coogee Changerooms external switchboard renewal -	(2,841)	0	0	0	0	(2,841)	Project completed, funds to be returned



CITY OF COCKBURN - MIDYEAR BUDGET REVIEW 2023-24

			Expenditure	Transfer to Reserve	External Funding	Transfer from Reserve	Proceeds from Sale		
Budget	Service Unit	Project/Account Number	(+/-)	(+/-)	(+/-)	(+/-)	(+/-)	Muni Impact	Management Comment
W	532-City Facilities	1732-020 Operations Centre building management system replacement	96,642	0	0	0	0	96,642	Project scope increase to meet building requirements and compliance
W	532-City Facilities	1793-186 Len Packham Tennis Court Resurfacing	(83,000)	0	0	0	0	(83,000)	Project to be deferred to FY25 following detailed scope being completed with remaining funds
W	532-City Facilities	4769-Wetlands Education Centre - Stormwater Drainage Treatment	(25,927)	0	0	(25,927)	0	0	Project to be reprioritised.
W	532-City Facilities	4976-Kumon Tenancy works	(290)	0	0	(290)	0	0	Project completed, funds returned
W	532-City Facilities	6400-Seniors Centre - install shade structure over bin area	(17,664)	0	0	(17,664)	0	0	Project not required in FY24
W	532-City Facilities	6402-Operations Centre main entry weather deflection	(20,000)	0	0	(20,000)	0	0	Project not required in FY24
W	532-City Facilities	6404-Youth Centre stage lighting rig safe access	(10,560)	0	0	(10,560)	0	0	Project completed, balance of funds returned
W	532-City Facilities	6408-Admin sewer line replacement	(62,704)	0	0	(62,704)	0	0	Project not required in FY24
W	532-City Facilities	6424-South Lakes Child Health Clinic improvements	(32,000)	0	0	(32,000)	0	0	Project not required in FY24
W	532-City Facilities	6426-Yangebup Community Centre improvements	(2,047)	0	0	(2,047)	0	0	Project completed, balance of funds returned
W	532-City Facilities	6476-Operations Centre Expansion	(48,215)	0	0	(48,215)	0	0	Project not capital to be transferred to operational
W	532-City Facilities	6524-Depot Gate Replacement	3,277	0	0	0	0	3,277	Increase cost due to market conditions
W	532-City Facilities	6526-Toy library relocation and fitout	10,460	0	0	0	0	10,460	Increase cost due to market conditions
W	532-City Facilities	New CW - Replace BMS - CIH	33,500	0	0	33,500	0	0	Project to deliver failed building management system
L	532-City Facilities	7906000-Salaries	(56,076)	0	0	0	0	(56,076)	Reduction for remainder of FY due to unfilled positions
L	532-City Facilities	7906122-Protective Clothing	3,000	0	0	0	0	3,000	
L	532-City Facilities	7906206-Advertising Expenses	2,000	0	0	0	0	2,000	
L	532-City Facilities	7906278-Minor Furniture & Equipment	9,000	0	0	0	0	9,000	
P	532-City Facilities	6001-DWELLING - COUNCIL ADMINISTRATION CARETAKER	(2,642)	0	0	0	0	(2,642)	



CITY OF COCKBURN - MIDYEAR BUDGET REVIEW 2023-24

			Expenditure	Transfer to Reserve	External Funding	Transfer from Reserve	Proceeds from Sale		
Budget	Service Unit	Project/Account Number	(+/-)	(+/-)	(+/-)	(+/-)	(+/-)	Muni Impact	Management Comment
P	532-City Facilities	6008-WA Wildlife Hospital	10,409	0	0	0	0	10,409	Better gauge on annual costs in second year of operation.
P	532-City Facilities	6042-Jandakot Hall	8,477	0	0	0	0	8,477	
P	532-City Facilities	6048-Sth Coogee Agricultural Hall	8,068	0	0	0	0	8,068	
P	532-City Facilities	6052-Bibra Lake Community Centre	5,000	0	0	0	0	5,000	
P	532-City Facilities	6061-Building Mtce Contingency	16,000	0	0	0	0	16,000	Unallocated emergency works
P	532-City Facilities	6087-Azelia Ley Homestead	10,150	0	0	0	0	10,150	Increased usage
P	532-City Facilities	6095-NAVAL BASE TOILETS South Block	20,909	0	0	0	0	20,909	Increased cleaning scope
P	532-City Facilities	6117-Rollinson Rd Toilets (C Y O connor)	6,500	0	0	0	0	6,500	
P	532-City Facilities	6186-SUCCESS RECREATIONAL FACILITY	20,227	0	0	0	0	20,227	Increase in repairs due to age of building and increased use
P	532-City Facilities	6190-Botany Park Change rooms	(12,525)	0	0	0	0	(12,525)	Reduced usage less reactive repairs required
P	532-City Facilities	8964-Cockburn Menshed	4,750	0	0	0	0	4,750	
P	532-City Facilities	9877-Parks BBQ Maintenance	24,982	0	0	0	0	24,982	Increased number of BBQs. Increased cleaning schedule due to higher usage.
P	532-City Facilities	9915-Watsons Changerooms	21,500	0	0	0	0	21,500	Main electrical incoming pole failed and requires replacement
P	532-City Facilities	9918-Bakers Square Changerooms	7,500	0	0	0	0	7,500	
P	532-City Facilities	9920-Lucius Changerooms	4,500	0	0	0	0	4,500	
P	532-City Facilities	NEW OP for Integrated Health Building	35,000	0	0	35,000	0	0	Integrated Health building has had a critical failure in the HVAC controls system requiring urgent repairs
L	533-Asset Management	8256000-Salaries	(71,958)	0	0	0	0	(71,958)	Salary reallocation (GL 872)
L	533-Asset Management	8256100-Superannuation	(14,703)	0	0	0	0	(14,703)	Salary reallocation (GL 872)
L	611-Advocacy and Engagement	5186243-Advocacy Memberships SWG & Other NGO's	66,000	0	0	0	0	66,000	Perth South West Metro Alliance costs only budgeted for one instalment (instead of two)
L	621-Communications and Marketing	1366000-Salaries	11,092	0	0	0	0	11,092	
L	631-Customer Experience	1376100-Superannuation	16,348	0	0	0	0	16,348	



CITY OF COCKBURN - MIDYEAR BUDGET REVIEW 2023-24

			Expenditure	Transfer to Reserve	External Funding	Transfer from Reserve	Proceeds from Sale		
Budget	Service Unit	Project/Account Number	(+/-)	(+/-)	(+/-)	(+/-)	(+/-)	Muni Impact	Management Comment
L	631-Customer Experience	1376278-Minor Furniture & Equipment	1,000	0	0	0	0	1,000	
L	641-Business and Economic Development	1526303-Subscriptions	(5,000)	0	0	0	0	(5,000)	
P	641-Business and Economic Development	4098-Cockburn Blue Innovation Hub	(1,055,408)	0	(1,055,408)	0	0	0	Original facility no longer available - proposing new location (budget only required for one quarter)
L	711-People Experience	1406303-Subscriptions	22,000	0	0	0	0	22,000	
L	712-Workplace Health and Safety	1546000-Salaries	60,300	0	0	0	0	60,300	Maternity and long service leave coverage
L	712-Workplace Health and Safety	1546100-Superannuation	6,632	0	0	0	0	6,632	
L	731 - Transformation Culture & Innovation	1556600 - Telecommunication	520	0	0	0	0	520	
L	332-Family and Community Services	310-6266 Program costs	37,462	0	0	0	0	37,462	
L	331-Childcare Services	230-6266 Program costs	35,366	0	0	0	0	35,366	
W	432-Environmental Management, Policy and Planning	4917 Smart LED Street Light Trial	(984,134)	0	0	(984,134)	0	0	LED Streetlight replacement project is not capital as the assets remain in the ownership of Western Power. Project delayed as contractual arrangements yet to be agreed.
P	432-Environmental Management, Policy and Planning	New OP LED Streetlight Replacement	50,000	0	0	50,000	0	0	Funding to progress contract development and execution in line with Council adopted business case.
W	331 - Childcare Services	CW7299 - Mercedes Van HACC Kwoberup PL2992	0	0	0	0	0	0	Change of funding source from Plant Reserve to to Aged & Disabled Reserve (externally funded).
W	331 - Childcare Services	CW7294 - Community Serives Mercedes 313DC PL2942	0	0	0	0	0	0	Change of funding source from Plant Reserve to to Aged & Disabled Reserve (externally funded).



CITY OF COCKBURN - MIDYEAR BUDGET REVIEW 2023-24

			Expenditure	Transfer to Reserve	External Funding	Transfer from Reserve	Proceeds from Sale		
Budget	Service Unit	Project/Account Number	(+/-)	(+/-)	(+/-)	(+/-)	(+/-)	Muni Impact	Management Comment
W	513 - Fleet Management	CW7802 - Waste Collection Side loader 22m3 (New) PL 802	0	0	0	0	0	0	Correction of reserve funding source (from Waste Recycling to Waste Collection).
L	334-Cockburn care	410-6288 - Program costs	165,633	0	0	0	0	165,633	Increased budget need (externally funded)
L		Accumulated Depreciation	(2,256,728)	0	0	0	0	(2,256,728)	Consolidated Depreciation adjustment
L		Depreciation Expense	2,256,728	0	0	0	0	2,256,728	Consolidated Depreciation adjustment (non-cash)
L		Liability to Construct Assets (DCA)	(661,988)	0	0	0	0	(661,988)	DCA Balancing
L		Liability to Construct Assets (DCA)	113,063					113,063	DCA Balancing
L		965-7XX2 - DCA Contribution Transfer to Reserve	0	661,988	0	0	0	661,988	
L		965-4XX3 - DCA Contribution Transfer from Reserve	0	0	0	113,063	0	(113,063)	DCA Balancing
		Subtotal	(7,420,586)	3,994,151	3,101,705	(3,626,923)	4,000	(2,905,217)	
		Surplus B/F from 2022/23 adjustment	0	0	0	0	0	972,682	Adjustment to opening surplus finalised after audit
		Transfer to HWRP Post Closure Reserve	0	1,932,535	0	0	0	1,932,535	Budget review net savings allocated to landfill rehabilitation reserve
			(7,420,586)	5,926,686	3,101,705	(3,626,923)	4,000	0	



14.1.2 (2024/MINUTE NO 0003) Payments Made from Municipal Fund and Local Procurement Summary - November and December 2023

Executive	A/Chief Financial Officer
Author	A/Head of Finance
Attachments	<ol style="list-style-type: none"> 1. Payment Listing November 2023 ↓ 2. Payment Listing December 2023 ↓ 3. Credit Card Transactions Report October 2023 ↓ 4. Credit Card Transactions Report November 2023 ↓ 5. Purchase Cards Transactions Report November 2023 ↓ 6. Purchase Cards Transactions Report December 2023 ↓ 7. BP Fuel Card November 2023 ↓ 8. BP Fuel Card December 2023 ↓

Officer Recommendation/Council Decision

MOVED Cr M Separovich SECONDED Cr T Dewan

That Council:

- (1) RECEIVES the list of payments from the Municipal Fund during the month of November and December 2023, as attached to the Agenda.
- (2) RECEIVES the list of transactions made from purchase cards during the month of November and December 2023, as attached to the Agenda.

CARRIED 9/1

For: Mayor L Howlett, Cr P Eva, Cr T Widenbar, Cr T Dewan, Cr C Reeve-Fowkes, Cr C Zhang, Cr K Allen, Cr P Corke and Cr M Separovich

Against: Deputy Mayor C Stone

7.34pm Cr Widenbar departed the meeting.

Background

Council has delegated its power to make payments from the Municipal or Trust Fund to the Chief Executive Officer and other sub-delegates under Delegated Authority 'Local Government Act 1995 - Payment from Municipal and Trust Funds'.

Regulation 13 (1) of the Local Government (Financial Management) Regulations 1996 requires a list of accounts paid under this delegation to be prepared and presented to Council each month.

A new Regulation 13A under the Local Government (Financial Management) Regulations has come into effect on 1 September 2023, requiring a list of payments to be prepared and presented to Council each month for those made by employees using credit, debit, or other purchasing cards.



It should be noted the City has already been reporting in this format since July 2022, following a Council decision at that time to introduce detailed credit card expenditure reporting.

Submission

N/A

Report

Payments made under delegation during the month of December totalled \$23.071 million, and a listing of these is attached to the agenda for review by Council.

These comprise:

- EFT payments (suppliers, sundry creditors) - \$19.066 million (622 payments)
- Cancelled EFT payments - \$3,620
- Payroll payments - \$3.888 million (2 fortnights)
- Corporate credit cards – total of \$111,461 (77 cards used)
- Bank transactional fees (BPay and merchant fees) - \$8,554.

The City has several payment runs each month to ensure its trade suppliers are paid on a timely basis, particularly local and small businesses.

Also attached is the monthly credit card payments report, showing October transactions (paid in November) and November transactions (paid in December) grouped by cardholder position. There was no transaction made on the CEO's credit card.

Local Government reforms centred on improved financial management and reporting were gazetted on 30 June 2023. These included the insertion of new regulation 13A to the Local Government (Financial Management) Regulations 1996, effective from 1 September 2023 requiring the City to include transactions made on purchase cards.

The Department of Local Government, Sport and Cultural Industries have provided guidance outlining the types of purchase cards to be included, being those using an approved line of credit. These include the following:

- business or corporate credit cards
- debit cards
- store cards
- fuel cards
- taxi cards

The City has reviewed its purchase cards held across the City and identified the following usage for December (and November) 2023:

- Woolworths Group – 6 cards totalling \$2,370.98 (10 cards totalling \$5,444.93).
- Bunnings PowerPass - 11 cards totalling \$2,757.33 (15 cards totalling \$4,439.07).



- BP Plus fuel card – 91 cards totalling \$30,872.16 (96 cards totalling \$34,717.20).

Local Procurement

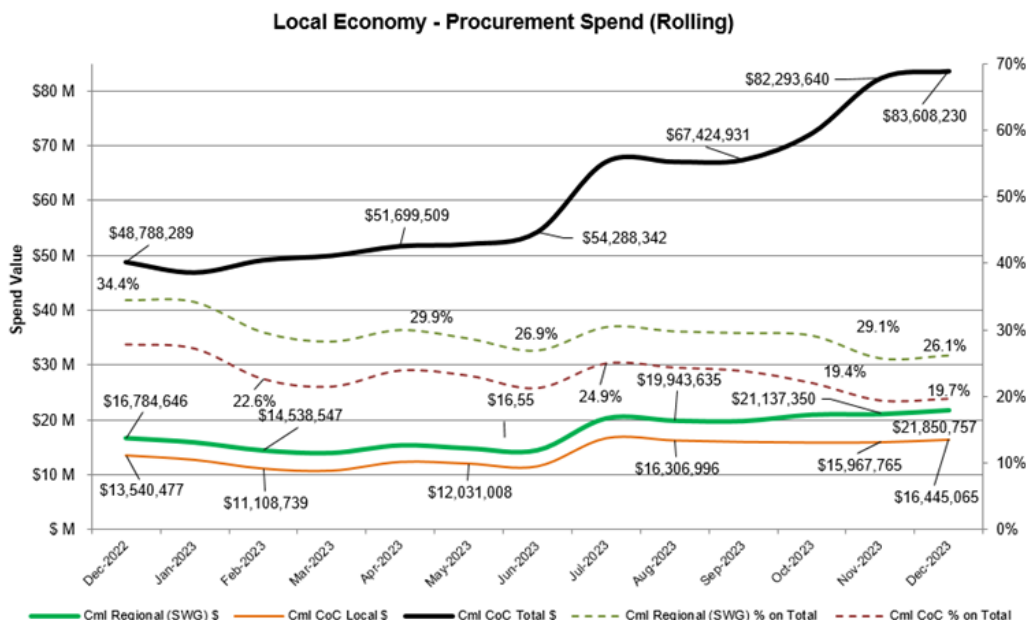
Monthly statistics on local and regional procurement spend are summarised below, showing the spend amounts and percentages against total spend:

Procurement Report - Local Buy Summary & Trends					December	2023
Monthly Statistics	Local/Regional Spend	\$952,192	CoC Local \$	15.7%	Local/Regional \$	22.3%
	CoC Local Spend	\$668,606	CoC Local %	30.3%	Local/Regional %	36.6%
Aboriginal Engagement	Suppliers used YTD	11	Orders raised	86	Committed spend YTD	\$86,092

In December, local spending within Cockburn made up 15.7 percent of the City’s monthly spend, comprising 30.3 percent of all procurement transactions made for the month.

Within the Perth South West region, this increased to 22.3 percent of monthly spend from 36.6 percent of transactions.

The following one year rolling chart to December 2023 tracks the City’s procurement spend with businesses located within Cockburn and the Perth South West region.



The 12-month rolling local Cockburn spend was \$16.45 million, representing 19.7 percent of the City’s total spend, with \$21.85 million or 26.1 percent of total spend within the Perth South West regional area.



These results track the City's performance in achieving Council's "local and regional economy" and the "social" principle contained within its Procurement Policy (i.e. a buy local procurement preference).

Social Procurement

To the end of December, the City had engaged eleven (11) aboriginal businesses, with a total YTD spend of \$86,092 (10 businesses and \$65,102 last month).

Strategic Plans/Policy Implications

Local Economy

A sustainable and diverse local economy that attracts increased investment and provides local employment.

- Thriving local commercial centres, local businesses and tourism industry.

Listening & Leading

A community focused, sustainable, accountable and progressive organisation.

- Best practice Governance, partnerships and value for money.
- High quality and effective community engagement and customer service experiences.

Budget/Financial Implications

All payments made have been provided for within the City's Annual Budget, as adopted and amended by Council.

Legal Implications

This item ensures compliance with s6.10(d) of the Local Government Act 1995 and Regulations 12, 13, and 13A of the *Local Government (Financial Management) Regulations 1996*.

Community Consultation

N/A

Risk Management Implications

Council is receiving the list of payments already made by the City under delegation in meeting its contractual obligations.

This is a statutory requirement and allows Council to review and clarify any payment that has been made.

Advice to Proponent(s)/Submitters

N/A



Implications of Section 3.18(3) *Local Government Act 1995*

Nil



NOVEMBER 2023 PAYMENT LISTING

MUNICIPAL FUND

PAYMENT No.	ACCOUNT No.	PAYEE	PAYMENT DESCRIPTION	DATE	VALUE \$
EF163857	28717	Carol Lechun Zhang	Elected Member Sitting Fees & Allowances	2/11/2023	2,257.70
EF163858	10747	linet Limited	Internet Services	2/11/2023	1,009.88
EF163859	99997	Family Day Care	Fdc Payment Week Ending 29/10/2023	2/11/2023	62,402.34
EF163860	26987	Cti Risk Management	Security - Cash Collection	7/11/2023	2,112.20
EF163861	27401	Emprise Mobility	Mobility Equipment	7/11/2023	4,933.00
EF163862	28606	Grillex Pty Ltd	Supply Outdoor Furniture, Shade Structur	7/11/2023	52,855.00
EF163863	10152	Aust Services Union	Payroll Deductions	13/11/2023	803.50
EF163864	10154	Australian Taxation Office	Payroll Deductions	13/11/2023	569,552.00
EF163865	10305	Child Support Agency	Payroll Deductions	13/11/2023	1,178.45
EF163866	10888	Lj Caterers	Catering Services	13/11/2023	6,172.37
EF163867	11001	Local Government Racing & Cemeteries Employees Union Lgrceu	Payroll Deductions	13/11/2023	44.00
EF163868	19726	Health Insurance Fund Of Wa	Payroll Deductions	13/11/2023	1,105.45
EF163869	27874	Smartsalary	Salary Packaging/Leasing Administration	13/11/2023	12,506.28
EF163870	28458	Easi Group	Novated Leasing	13/11/2023	6,443.08
EF163871	10118	Australia Post	Postage Charges	14/11/2023	43,038.56
EF163872	26987	Cti Risk Management	Security - Cash Collection	14/11/2023	330.50
EF163873	28238	Tarun Dewan	Elected Member Sitting Fees & Allowances	14/11/2023	371.78
EF163874	28540	Asana, Inc.	Productivity Software	14/11/2023	4,289.37
EF163875	28690	Rj Catering Perth Pty Ltd	Catering - Restaurant	14/11/2023	8,247.00
EF163876	88888	Wr & Ma Knibbs	Bond refund	14/11/2023	511.67
EF163877	99997	Jandakot Primary School	Invoice 6293 - Reimbursement Of Sand	14/11/2023	527.27
EF163878	99997	Family Day Care	Fdc Payment W/E 12/11/2023	16/11/2023	61,575.64
EF163879	11758	Water Corp Utility Account Only - Please Refer To 11760 When Raising Po	Water Usage / Sundry Charges	17/11/2023	17,843.29
EF163880	11760	Water Corporation	Sewer Easement	17/11/2023	23,677.83
EF163881	10047	Alinta Energy	Natural Gas & Electricity Supply	17/11/2023	108.90
EF163882	11794	Synergy	Electricity Usage/Supplies	17/11/2023	686,779.63
EF163883	28571	Perth Energy Pty Ltd	Energy Supply	17/11/2023	2,909.74
EF163884	10058	Alsco Pty Ltd	Hygiene Services/Supplies	17/11/2023	361.78
EF163885	10082	Armandos Sports	Sporting Goods	17/11/2023	1,182.57
EF163886	10170	Macri Partners	Auditing Services	17/11/2023	3,190.00
EF163887	10184	Benara Nurseries	Plants	17/11/2023	826.19
EF163888	10207	Boc Gases	Gas Supplies	17/11/2023	1,625.35
EF163889	10221	Bp Australia Pty Ltd	Diesel/Petrol Supplies	17/11/2023	31,435.58
EF163890	10226	Bridgestone Australia Ltd	Tyre Services	17/11/2023	34,453.20



EF163891	10246	Bunnings Building Supplies Pty Ltd	Hardware Supplies	17/11/2023	1,726.30
EF163892	10247	Bunzl Australia Ltd	Paper/Plastic/Cleaning Supplies	17/11/2023	251.02
EF163893	10287	Centreline Markings	Linemarking Services	17/11/2023	6,820.00
EF163894	10297	Chamber Of Commerce & Industry Of Western Australia Limited	Business And Professional Association Se	17/11/2023	14,157.00
EF163895	10333	Cjd Equipment Pty Ltd	Hardware Supplies	17/11/2023	5,173.07
EF163896	10354	Cockburn Community And Cultural Council	Poster Boards	17/11/2023	300.00
EF163897	10359	Cockburn Painting Service	Painting Supplies/Services	17/11/2023	4,950.00
EF163898	10368	Cockburn Wetlands Education Centre	Community Grant	17/11/2023	484.00
EF163899	10483	Landgate	Mapping/Land Title Searches	17/11/2023	9,489.58
EF163900	10484	Department Of Mines, Industry Regulation And Safety	Building Services Levy	17/11/2023	90,092.19
EF163901	10526	E & Mj Rosher Pty Ltd	Mower Equipment	17/11/2023	16,131.44
EF163902	10535	Workpower Incorporated	Employment Services - Planting	17/11/2023	30,505.91
EF163903	10559	Environmental Industries Pty Ltd	Landscaping Maintenance	17/11/2023	550.00
EF163904	10589	Fines Enforcement Registry	Fines Enforcement Fees	17/11/2023	2,509.70
EF163905	10590	Department Of Fire And Emergency Services	Esl Levy & Related Costs	17/11/2023	150,721.17
EF163906	10683	Gronbek Security	Locksmith Services	17/11/2023	9,996.43
EF163907	10768	Institute Of Public Works Engineering Aust - Wa Inc	Membership Fees	17/11/2023	250.00
EF163908	10783	Jandakot Metal Industries Pty Ltd	Metal Supplies	17/11/2023	214.50
EF163909	10888	Lj Caterers	Catering Services	17/11/2023	1,591.92
EF163910	10912	M2 Technology Group	Messaging Services	17/11/2023	396.00
EF163911	10923	Major Motors Pty Ltd	Repairs/Maintenance Services	17/11/2023	944.89
EF163912	10938	Mrp Pest Management	Pest & Weed Management	17/11/2023	2,502.11
EF163913	10944	Mcleods	Legal Services	17/11/2023	19,839.35
EF163914	10953	Melville-Cockburn Chamber Of Commerce	Sponsorship	17/11/2023	220.00
EF163915	10991	Beacon Equipment	Mowing Equipment	17/11/2023	6,499.50
EF163916	11004	Murdoch University Office Of Finance, Planning & Reporting	Analysing Services	17/11/2023	1,445.40
EF163917	11028	Neverfail Springwater Ltd	Bottled Water Supplies	17/11/2023	31.96
EF163918	11036	Northlake Electrical Pty Ltd	Electrical Services	17/11/2023	102,992.36
EF163919	11077	P & G Body Builders Pty Ltd	Plant Body Building Services	17/11/2023	1,461.90
EF163920	11152	Fulton Hogan Industries Pty Ltd	Road Maintenance	17/11/2023	6,345.35
EF163921	11177	Pitney Bowes Australia Pty Ltd	Gis Software	17/11/2023	1,171.50
EF163922	11182	Premium Brake & Clutch Services Pty Ltd	Brake Services	17/11/2023	9,156.40
EF163923	11307	Satellite Security Services Pty Ltd	Security Services	17/11/2023	5,495.05
EF163924	11308	Boss Industrial Formally Sba Supplies	Hardware Supplies	17/11/2023	1,712.15
EF163925	11425	Resource Recovery Group	Waste Disposal Gate Fees	17/11/2023	1,349.99
EF163926	11470	Sportsworld Of Wa	Sport Supplies	17/11/2023	12,564.20
EF163927	11483	St John Ambulance Aust Wa Operations	First Aid Courses	17/11/2023	2,722.00
EF163928	11502	State Law Publisher	Advertising Services	17/11/2023	1,735.20
EF163929	11511	Statewide Bearings	Bearing Supplies	17/11/2023	34.65
EF163930	11531	Sunny Industrial Brushware Pty Ltd	Brush/Road Broom Supplies	17/11/2023	319.00



EF163931	11557	Technology One Ltd	It Consultancy Services	17/11/2023	32,660.41
EF163932	11619	Titan Ford	Purchase Of Vehicles & Servicing	17/11/2023	238.90
EF163933	11625	Nutrien Water	Reticulation Supplies	17/11/2023	4,266.82
EF163934	11651	Tree Watering Services	Tree Watering Services	17/11/2023	4,108.00
EF163935	11710	Volunteering Wa	Subscriptions	17/11/2023	82.50
EF163936	11722	Wa Hino Sales & Service	Purchase Of New Trucks / Maintenance	17/11/2023	2,473.20
EF163937	11787	Department Of Transport	Vehicle Search Fees	17/11/2023	1,342.00
EF163938	11793	Western Irrigation Pty Ltd	Irrigation Services/Supplies	17/11/2023	27,350.33
EF163939	11795	Western Power	Street Lighting Installation & Service	17/11/2023	982,894.25
EF163940	11806	Westrac Pty Ltd	Repairs/Mtnce - Earthmoving Equipment	17/11/2023	973.63
EF163941	12014	Tutt Bryant Equipment Bt Equipment Pty Ltd T/As	Excavating/Earthmoving Equipment	17/11/2023	2,792.20
EF163942	12153	Hays Personnel Services Pty Ltd	Employment Services	17/11/2023	6,589.44
EF163943	12207	Civica Pty Ltd	Software Support/Licence Fees	17/11/2023	1,991.09
EF163944	12295	Stewart & Heaton Clothing Co. Pty Ltd	Clothing Supplies	17/11/2023	2,403.82
EF163945	12685	Trcb Taylor Robinson Unit Trust	Architectural Services	17/11/2023	22,176.00
EF163946	13102	Michael Page International (Australia) Pty Ltd	Employment Services	17/11/2023	9,260.36
EF163947	13825	Jackson Mcdonald	Legal Services	17/11/2023	2,481.60
EF163948	13998	Air & Power Pty Ltd	Mechanical Parts	17/11/2023	797.18
EF163949	14350	Baileys Fertiliser	Fertiliser Supplies	17/11/2023	4,235.00
EF163950	14530	Donald Veal Consultants Pty Ltd	Consultancy Services	17/11/2023	39,627.50
EF163951	15271	Ple Computers Pty Ltd	Computer Hardware	17/11/2023	562.26
EF163952	15393	Stratagreen	Hardware Supplies	17/11/2023	3,092.54
EF163953	15550	Apace Aid Inc	Plants & Landscaping Services	17/11/2023	550.06
EF163954	15588	Natural Area Consulting Management Services	Weed Spraying	17/11/2023	25,784.67
EF163955	15895	Royal Wolf Trading Australia Pty Ltd	Container Hire	17/11/2023	1,167.75
EF163956	15916	1Spatial Australia Pty Ltd	Annual Software Subscription	17/11/2023	27,500.00
EF163957	16064	Cms Engineering	Airconditioning Services	17/11/2023	20,892.74
EF163958	16107	Wren Oil	Waste Disposal Services	17/11/2023	16.50
EF163959	16510	Lloyd George Acoustics Pty Ltd	Consultancy Services - Acoustic	17/11/2023	1,650.00
EF163960	16653	Complete Portables Pty Ltd	Supply & Hire Of Modular Buildings	17/11/2023	1,022.58
EF163961	16894	Treblex Industrial Pty Ltd	Chemicals - Automotive	17/11/2023	5,527.50
EF163962	16985	Wa Premix	Concrete Supplies	17/11/2023	1,010.24
EF163963	17343	Rac Businesswise	Membership Subscription	17/11/2023	356.00
EF163964	17345	Kennards Hire - Myaree	Equipment Hire	17/11/2023	12,240.00
EF163965	17553	Altus Traffic Pty Ltd	Traffic Control Services	17/11/2023	12,462.33
EF163966	17624	Allsports Linemarking	Linemarking Services	17/11/2023	2,046.00
EF163967	17887	Red Sand Supplies Pty Ltd	Recycling & Contact Screening	17/11/2023	2,134.00
EF163968	18073	Paramount Security Services	Security Services	17/11/2023	7,136.25
EF163969	18114	Bollig Design Group P/L	Architectural Services	17/11/2023	19,992.50
EF163970	18126	Dell Australia Pty Ltd	Computer Hardware	17/11/2023	63,438.53

EF163971	18203	Natsync Environmental	Pest Control	17/11/2023	770.00
EF163972	18272	Austraclear Limited	Investment Services	17/11/2023	104.95
EF163973	18533	Friends Of The Community Inc.	Donation	17/11/2023	2,568.20
EF163974	18799	Down To Earth Training & Assessing	Training Services	17/11/2023	720.00
EF163975	18962	Sealanes (1985) P/L	Catering Supplies	17/11/2023	5,017.60
EF163976	19107	Forever Shining Artforms Wa	Monument	17/11/2023	52,223.44
EF163977	19460	Insight Enterprises Australia Pty Ltd	Microsoft Maintenance & Support Nov 23 - Oct 25	17/11/2023	640,797.14
EF163978	19533	Woolworths Group Ltd (Woolworths & Big W)	Groceries	17/11/2023	1,503.22
EF163979	19541	Turf Care Wa Pty Ltd	Turf Services	17/11/2023	1,936.57
EF163980	19776	Josh Byrne & Associates	Environmental Consultant	17/11/2023	2,783.00
EF163981	20000	Aust West Auto Electrical Pty Ltd	Auto Electrical Services	17/11/2023	21,529.15
EF163982	20146	Data#3 Limited	Contract It Personnel & Software	17/11/2023	1,501.50
EF163983	20321	Riverjet Pty Ltd	Educting-Cleaning Services	17/11/2023	22,968.00
EF163984	21577	Lavan	Legal Services - Jandakot road Dispute	17/11/2023	132,838.39
EF163985	21665	Mmj Real Estate (Wa) Pty Ltd	Property Management Services	17/11/2023	11,430.62
EF163986	21744	Jb Hi Fi - Commercial	Electronic Equipment	17/11/2023	227.79
EF163987	21794	Pracsys Management Systems Systems Edge Management Services	Market Research Services	17/11/2023	10,804.75
EF163988	21946	Ryan's Quality Meats	Meat Supplies	17/11/2023	1,042.62
EF163989	22376	Bci Sales Pty Ltd	Bus Sales, Repairs,Maintenance	17/11/2023	437.36
EF163990	22553	Brownes Food Operations	Catering Supplies	17/11/2023	472.62
EF163991	22569	Sonic Health Plus Pty Ltd	Medical Services	17/11/2023	3,319.52
EF163992	22589	Jb Hi Fi - Cockburn	Electrical Equipment	17/11/2023	1,095.38
EF163993	22658	South East Regional Centre For Urban Landcare Inc (Sercul)	Urban Landcare Services	17/11/2023	38,885.00
EF163994	22752	Elgas Limited	Gas Supplies	17/11/2023	313.40
EF163995	22806	Chevron Australia Downstream Fuels Pty Ltd	Fuel Supplies	17/11/2023	116,065.82
EF163996	23351	Cockburn Gp Super Clinic Limited T/A Cockburn Integrated Health	Leasing Fees	17/11/2023	1,157.94
EF163997	23457	Totally Workwear Fremantle	Clothing - Uniforms	17/11/2023	6,114.44
EF163998	23570	A Proud Landmark Pty Ltd	Landscape Construction Services	17/11/2023	6,820.00
EF163999	23579	Daimler Trucks Perth	Purchase Of New Truck	17/11/2023	7,396.63
EF164000	23971	Find Wise Location Services	Locating Services - Underground	17/11/2023	3,237.30
EF164001	24275	Truck Centre Wa Pty Ltd	Purchase Of New Truck	17/11/2023	2,340.05
EF164002	24557	Aveling	Consultancy Services	17/11/2023	2,827.00
EF164003	24610	All Flags Signs & Banners	Signs, Flags, Banners	17/11/2023	779.90
EF164004	24655	Automasters Spearwood	Vehicle Servicing	17/11/2023	7,651.65
EF164005	24725	Feral Invasive Species Eradication Management	Eradication Management Services	17/11/2023	12,259.50
EF164006	24736	Zenien	Cctv Camera Licences	17/11/2023	21,388.82
EF164007	24748	Pearmans Electrical & Mechanical Services P/L	Electrical Services	17/11/2023	28,377.70
EF164008	24978	Rentokil Initial Pty Ltd (Ambius)	Plants Supplies	17/11/2023	714.34
EF164009	25121	Imagesource Digital Solutions	Billboards	17/11/2023	1,846.90
EF164010	25262	Carabiner Pty Ltd	Architectural Services	17/11/2023	1,386.00



EF164011	25264	Acurix Networks Pty Ltd	Wifi Access Service	17/11/2023	6,470.20
EF164012	25418	Cs Legal	Legal Services	17/11/2023	1,542.30
EF164013	25645	Yelakitj Moort Nyungar Association Inc	Welcome To The Country Performances	17/11/2023	1,200.00
EF164014	25771	Integral Development Associates Pty Ltd	Training Courses	17/11/2023	739.86
EF164015	25813	Lg Connect Pty Ltd	Erp Systems Development	17/11/2023	5,975.56
EF164016	25822	Fit2work.Com.Au Mercury Search And Selection Pty Ltd	Employee Check	17/11/2023	38.39
EF164017	26114	Grace Records Management	Records Management Services	17/11/2023	1,475.53
EF164018	26257	Paperbark Technologies Pty Ltd	Arboricultural Consultancy Services	17/11/2023	1,075.00
EF164019	26303	Gecko Contracting Turf & Landscape Maintenance	Turf & Landscape Maintenance	17/11/2023	201,758.95
EF164020	26314	Cpe Group	Temporary Employment Services	17/11/2023	12,023.12
EF164021	26403	Ches Power Group Pty Ltd	Engineering Solutions / Back Up Generato	17/11/2023	1,441.00
EF164022	26449	Eco Shark Barrier Pty Ltd	Leasing Fee For Shark Barrier	17/11/2023	10,569.00
EF164023	26470	Scp Conservation	Fencing Services	17/11/2023	48,653.00
EF164024	26516	Ultimate Limestone	Construction Services	17/11/2023	4,950.00
EF164025	26588	Source Separation Systems P/L	Providing Waste And Recycling Bins	17/11/2023	203.05
EF164026	26614	Marketforce Pty Ltd	Advertising	17/11/2023	323.08
EF164027	26623	Sigma Chemicals Cromag Pty Ltd (Sigma Chemicals)	Chemicals - Pool	17/11/2023	5,537.66
EF164028	26625	Andover Detailers	Car Detailing Services	17/11/2023	1,054.47
EF164029	26705	Creative Adm	Marketing Services	17/11/2023	19,184.00
EF164030	26722	Jenelle Russo Studio	Entertainer And Teacher	17/11/2023	200.00
EF164031	26734	Copyright Agency Ltd	Copyright Licensing	17/11/2023	15,113.03
EF164032	26735	Shane McMaster Surveys	Survey Services	17/11/2023	10,725.00
EF164033	26739	Kerb Doctor	Kerb Maintenance	17/11/2023	11,209.48
EF164034	26743	Statewide Turf Services	Turf Renovation	17/11/2023	92,847.89
EF164035	26754	Connect Call Centre Services	Call Centre Services	17/11/2023	4,067.47
EF164036	26765	Stellar Lights	Drone Light Shows	17/11/2023	32,760.28
EF164037	26771	Instant Products Hire	Portable Toilet Hire	17/11/2023	6,657.30
EF164038	26773	Laser Corps Combat Adventruess	Entry Fees	17/11/2023	2,135.00
EF164039	26782	Soft Landing	Recycling Services	17/11/2023	1,342.00
EF164040	26789	Raeco	Supplier Of Library Shelving And Furnitu	17/11/2023	143.06
EF164041	26791	Monsterball Amusement & Hire	Amusement Hire	17/11/2023	5,235.00
EF164042	26800	The Goods	Retail	17/11/2023	274.78
EF164043	26813	Buswest	Bus Hire	17/11/2023	5,571.50
EF164044	26848	Melanie Maclou	Artistic Services	17/11/2023	6,872.75
EF164045	26888	Media Engine	Graphic Design, Marketing, Video Product	17/11/2023	18,898.00
EF164046	26898	Spandex Asia Pacific Pty Ltd	Signage Supplier	17/11/2023	6,914.04
EF164047	26901	Alyka Pty Ltd	Digital Consultancy And Web Development	17/11/2023	660.00
EF164048	26915	Focused Vision Consulting Pty Ltd	Consulting	17/11/2023	16,432.90
EF164049	26917	Cirrus Networks Pty Ltd	It Network & Telephony Services	17/11/2023	360.85
EF164050	26923	Woodlands	Rubbish Collection Equipment	17/11/2023	45,921.70

EF164051	26940	Floorwest Pty Ltd	Floor Coverings	17/11/2023	550.00
EF164052	26957	Jbs & G Australia Pty Ltd	Consultancy - Enviromental	17/11/2023	23,654.95
EF164053	26964	South Metropolitan Tafe	Education	17/11/2023	886.00
EF164054	26983	Hitech Sports Pty Ltd	Sporting Equipment	17/11/2023	7,348.55
EF164055	26985	Access Icon Pty Ltd	Drainage Products	17/11/2023	5,522.00
EF164056	26987	Cti Risk Management	Security - Cash Collection	17/11/2023	1,847.25
EF164057	26988	Bladon Wa Pty Ltd	Promotional Products	17/11/2023	16,439.50
EF164058	27002	Cockburn Party Hire	Hire Services	17/11/2023	6,661.00
EF164059	27006	Bibra Lake Iga Xpress	Liquor Supplies	17/11/2023	2,322.14
EF164060	27010	Quantum Building Services Pty Ltd	Building Maintenance	17/11/2023	11,760.49
EF164061	27015	Intelli Trac	Gps Tracking	17/11/2023	5,370.20
EF164062	27023	Solargain Pv Pty Ltd	Solar Energy Provider	17/11/2023	1,254.00
EF164063	27031	Downer Edi Works Pty Ltd	Asphalt Services	17/11/2023	181,199.68
EF164064	27034	Adelby Pty Ltd	Firebreak Construction	17/11/2023	2,860.00
EF164065	27044	Graffiti Systems Australia	Graffiti Removal & Anti-Graffiti Coating	17/11/2023	25,988.71
EF164066	27046	Tfh Hire Services Pty Ltd	Hire Fencing	17/11/2023	4,034.25
EF164067	27052	Event Marquees	Marquee Hire	17/11/2023	1,730.50
EF164068	27054	Vocus Pty Ltd	Telecommunications	17/11/2023	14,268.61
EF164069	27059	Frontline Fire & Rescue Equipment	Manufacture-Fire Vehicles/Equipment	17/11/2023	2,716.48
EF164070	27060	Canterbury Group Pty Ltd	Office Furniture	17/11/2023	41.80
EF164071	27065	Westbooks	Books	17/11/2023	2,398.52
EF164072	27082	Kulbardi Pty Ltd	Stationery Supplies	17/11/2023	3,112.74
EF164073	27085	Savills Project Management Pty Ltd	Project Management	17/11/2023	11,926.20
EF164074	27093	Magnetic Automation Pty Ltd	Gates/Barriers	17/11/2023	1,331.00
EF164075	27097	Global Trade Sales	Marine Equipment	17/11/2023	8,283.00
EF164076	27131	West Coast Commercial Industries	Lockers	17/11/2023	5,065.50
EF164077	27133	Marindust Sales	Goal Posts	17/11/2023	5,526.40
EF164078	27143	Fully Promoted Success	Uniforms And Promotional Items	17/11/2023	316.25
EF164079	27154	Veolia Recycling & Recovery Pty Ltd	Waste Services	17/11/2023	112,022.64
EF164080	27168	Nightlife Music Pty Ltd	Music Management	17/11/2023	465.53
EF164081	27225	Wsp Australia Pty Ltd	Engineering	17/11/2023	30,899.00
EF164082	27237	Lobel Events	Event Lighting	17/11/2023	11,033.61
EF164083	27241	Landscape Elements	Landscaping Services	17/11/2023	4,058.11
EF164084	27246	Veale Auto Parts	Spare Parts Mechanical	17/11/2023	573.60
EF164085	27275	Hospitality Total Services	Hospitality Consultants	17/11/2023	5,137.00
EF164086	27276	Quash	Acoustic - Soundproofing	17/11/2023	5,233.80
EF164087	27277	Department Of Water And Environmental Regulation	Quarterly Land Fill Levy	17/11/2023	27,808.00
EF164088	27287	Eclipse Driving School	Training/Instruction	17/11/2023	700.00
EF164089	27322	Visions Photo	Photographic Services	17/11/2023	550.00
EF164090	27334	Westcare Print	Printing Services	17/11/2023	251.50



EF164091	27346	Office Line	Furniture Office	17/11/2023	6,402.00
EF164092	27362	The Mighty Booths	Photobooth	17/11/2023	1,009.00
EF164093	27364	Balshaws Florist	Florist	17/11/2023	371.00
EF164094	27366	The Henna Leaf	Artistic - Henna	17/11/2023	1,100.00
EF164095	27377	Accidental Health And Safety - Perth	First Aid Supplies	17/11/2023	815.27
EF164096	27385	Programmed Electrical Technologies	Electrical Services	17/11/2023	363.00
EF164097	27396	Ankeet Mehta Spearwood Newspaper Round Delivery	Newspaper Delivery	17/11/2023	37.50
EF164098	27403	Freedom Fairies Pty Ltd	Amusement	17/11/2023	4,917.00
EF164099	27404	K2 Audiovisual Pty Ltd	Audio Visual Equipment	17/11/2023	214.50
EF164100	27423	Mechanical Project Services Pty Ltd	Airconditioning Services	17/11/2023	7,003.76
EF164101	27427	Home Chef	Cooking/Food Services	17/11/2023	514.58
EF164102	27437	Pb Reticulation & Maintenance Services Pty Ltd	Irrigation Services	17/11/2023	660.00
EF164103	27455	Site Protective Services	Cctv Parts	17/11/2023	150,365.94
EF164104	27479	Vital Interpreting Personnel	Translating Services	17/11/2023	1,343.83
EF164105	27507	Serco Facilities Management Pty Ltd	Cleaning Services	17/11/2023	17,159.13
EF164106	27510	Plastic Welding Wa	Welding Services	17/11/2023	550.00
EF164107	27529	Wa Library Supplies	Library Supplies & Furniture	17/11/2023	1,204.00
EF164108	27530	Push Mobility	Beach Access Equipment	17/11/2023	484.00
EF164109	27539	Jasmin Carpentry & Maintenance	Carpentry	17/11/2023	2,458.50
EF164110	27551	Incognito Catering	Catering Services	17/11/2023	4,915.90
EF164111	27566	Thuroona Services	Asbestos Removal	17/11/2023	1,936.00
EF164112	27575	Shred X Secure Destruction	Document Destruction	17/11/2023	22.13
EF164113	27579	Soco Studios	Photography Services	17/11/2023	3,905.00
EF164114	27587	New Ground Water Services Pty Ltd	Irrigation/Reticulation	17/11/2023	8,368.80
EF164115	27596	Allwest Plant Hire Australia Pty Ltd	Plant Hire And Civil Contracting	17/11/2023	42,986.74
EF164116	27622	Truegrade Medical Supplies	Medical Supplies	17/11/2023	892.46
EF164117	27630	K-Line Fencing Group	Fencing	17/11/2023	26,512.20
EF164118	27631	Aquatic Services Wa Pty Ltd	Pool Equipment & Maintenance	17/11/2023	3,917.14
EF164119	27635	Mammoth Security	Security	17/11/2023	52.60
EF164120	27650	Datacom Systems (Au) Pty Ltd	It Sales, Consulting & Service	17/11/2023	684.62
EF164121	27657	Positive Balance Massage	Massage Therapy	17/11/2023	100.00
EF164122	27664	Disability Awareness Training	Training Disabilities	17/11/2023	1,400.00
EF164123	27675	Wgawa Pty Ltd	Consultancy Engineering	17/11/2023	13,200.00
EF164124	27676	Blue Force Pty Ltd	Security Services	17/11/2023	52,921.01
EF164125	27694	Red Hot Design	Garment Print And Supply	17/11/2023	2,089.54
EF164126	27695	Qtm Pty Ltd	Traffic Management	17/11/2023	98,222.79
EF164127	27702	Archae-Aus Pty Ltd	Consultancy - Cultural	17/11/2023	2,287.73
EF164128	27733	Midnight Tuesday	Artistic	17/11/2023	528.00
EF164129	27762	Ponies For Any Occasion The Trustee For Freeman Trading Trust	Amusement - Pony Rides	17/11/2023	1,300.00
EF164130	27797	City Lift Services Pty Ltd	Lift Maintenance	17/11/2023	2,007.50

EF164131	27829	Smec Australia Pty Ltd	Consultancy - Engineering	17/11/2023	23,354.67
EF164132	27850	Dowsing Group Pty Ltd	Concreting Services	17/11/2023	80,687.82
EF164133	27855	Total Landscape Redevelopment Service Pty Ltd	Tree Watering	17/11/2023	50,820.00
EF164134	27856	My Flex Health International	Nursing Services	17/11/2023	498.30
EF164135	27886	Bbc Entertainment	Entertainment Agency	17/11/2023	1,100.00
EF164136	27894	Homecare Physiotherapy	Healthcare	17/11/2023	4,041.50
EF164137	27917	Go Doors Advanced Automation	Door Maintenance & Repair	17/11/2023	29,852.40
EF164138	27922	Aquatic Recreation Group Wa	Training Services	17/11/2023	1,300.00
EF164139	27946	Kambarang Services Pty Ltd	Training Indigenous Cultute	17/11/2023	5,137.00
EF164140	27970	Forksafe	Servcie - Fork Lift	17/11/2023	209.00
EF164141	27985	Rosmech Sales & Service Pty Ltd	Road Sweeper	17/11/2023	508.72
EF164142	27986	Daily Living Products	Mobility Equip	17/11/2023	35.00
EF164143	28001	Corsign Wa Pty Ltd	Sign Making Material	17/11/2023	256.30
EF164144	28003	Taylor Made Design	Graphic Design	17/11/2023	759.00
EF164145	28049	Copy Magic	Printing Services	17/11/2023	3,014.32
EF164146	28058	Sage Consulting Engineers Pty Ltd	Consultancy - Engineering	17/11/2023	8,288.50
EF164147	28092	Livepro Australia Pty Ltd	Customer Knowledge Management	17/11/2023	1,100.00
EF164148	28136	Shore Water Marine Pty Ltd	Marine Repair & Maintenance Services	17/11/2023	40,763.58
EF164149	28162	Lift Equipt Pty Ltd	Forklift Hire, Sales & Services	17/11/2023	181.50
EF164150	28168	Sifting Sands	Sand Cleaning	17/11/2023	2,509.56
EF164151	28181	Seaview Rentals	Aquarium Servicing	17/11/2023	98.00
EF164152	28189	Mercury Messengers Pty Ltd	Courier Service	17/11/2023	2,422.93
EF164153	28191	Enviro Sweep	Sweeping Services	17/11/2023	5,188.44
EF164154	28196	Brightmark Group Pty Ltd	Cleaning Services	17/11/2023	5,826.68
EF164155	28197	Lite N Easy Pty Ltd	Food Supplies	17/11/2023	1,943.21
EF164156	28199	Acrobatch	Entertainment - Acrobat	17/11/2023	1,320.00
EF164157	28201	Select Fresh	Food Supplies	17/11/2023	1,089.19
EF164158	28211	Nordic Fitness Equipment	Fitness Equipment	17/11/2023	494.70
EF164159	28214	Beyond Skateboarding	Skateboarding Clinics	17/11/2023	7,150.00
EF164160	28215	Complete Office Supplies Pty Ltd	Stationery	17/11/2023	774.47
EF164161	28221	Sensational Stiltwalking	Entertainer	17/11/2023	3,300.00
EF164162	28229	Reino International Pty Ltd	Parking Software	17/11/2023	22,875.60
EF164163	28241	Swift Flow Pty Ltd	Plumbing	17/11/2023	34,317.02
EF164164	28246	Hendercare	Nursing Services	17/11/2023	1,184.33
EF164165	28254	Cleantex Pty Ltd	Laundry Service	17/11/2023	760.82
EF164166	28258	Garden Care West	Gardening Services	17/11/2023	412.50
EF164167	28261	Hazed Services Pty Ltd	Safety - Roof	17/11/2023	5,521.67
EF164168	28265	Tree Care Wa	Vegetation Maintenance Services	17/11/2023	159,783.58
EF164169	28270	Volunteer Home Support	Aged Care	17/11/2023	272.80
EF164170	28277	Gesha Coffee Co	Coffee Supplies	17/11/2023	1,858.00



EF164171	28297	Techbrain	It Consultancy	17/11/2023	470.80
EF164172	28303	Miracle Recreation Equipment	Playground Equipment	17/11/2023	2,244.00
EF164173	28306	Business News Pty Ltd	Newspaper Publisher	17/11/2023	52,800.00
EF164174	28351	Clever Designs Uniforms	Clothing	17/11/2023	1,203.15
EF164175	28361	Indoor Gardens Pty Ltd	Hiring Indoor Plants	17/11/2023	765.60
EF164176	28371	Flexi Staff	Employment Services	17/11/2023	63,546.99
EF164177	28379	Umwelt (Australia) Pty Ltd	Eviromental Surveys	17/11/2023	10,584.75
EF164178	28392	Mcs Civil Contracting	Engineering/Earthworks	17/11/2023	16,940.00
EF164179	28409	Sanpoint Pty Ltd (Ld Total)	Landscape Services	17/11/2023	30,133.02
EF164180	28410	Wa Temporary Fencing Supplies	Hire Fencing	17/11/2023	1,186.90
EF164181	28421	Red Top Creations Pty Ltd	Entertainment	17/11/2023	1,815.00
EF164182	28423	Jordies Garden Bags	Waste Services	17/11/2023	2,970.00
EF164183	28426	Power Paving Pty Ltd	Paving Services	17/11/2023	990.00
EF164184	28448	Enchanted Stiltwalking	Roving Entertainment	17/11/2023	3,124.00
EF164185	28449	Sheridans	Manufacturing	17/11/2023	317.08
EF164186	28454	Aussie Natural Spring Water	Water Supplies	17/11/2023	824.81
EF164187	28461	Carealert	Entertainment	17/11/2023	6.49
EF164188	28463	Antree Dnh Pty Ltd	Gardening	17/11/2023	2,926.00
EF164189	28466	Swimplex Aquatics Pty Ltd	Commercial Aquatics	17/11/2023	9,020.00
EF164190	28491	Amc Jakovich Function Centre T/As Development Wa (Amc Jakovich Function	Function Centre	17/11/2023	975.00
EF164191	28505	Maltia Caffè The Trustee For Caruana Family Trust	Cafe And Catering Services	17/11/2023	255.00
EF164192	28511	Pet Stock South Fremantle	Pet Product Supplier	17/11/2023	202.72
EF164193	28516	Classic Hire	Equipment Hire	17/11/2023	302.50
EF164194	28522	Bing Technologies Pty Ltd	Mailing Services	17/11/2023	105.79
EF164195	28525	Noma Pty Ltd	Architecture	17/11/2023	990.00
EF164196	28547	Eco Faeries	Family Education And Entertainment	17/11/2023	750.00
EF164197	28566	Prime Civil Pty Ltd	Civil Construction	17/11/2023	42,773.50
EF164198	28568	Solo Resource Recovery	Waste & Recycling Collection Services	17/11/2023	1,980.00
EF164199	28569	Choiceone Pty Ltd	Recruitment Services	17/11/2023	14,964.42
EF164200	28579	Project M Group	Building Works, Repairs & Maintenance	17/11/2023	4,620.00
EF164201	28614	Ronan Freeburn	Event Producer	17/11/2023	17,000.00
EF164202	28620	Bibra Lake Nissan	Nissan New Car Dealer	17/11/2023	662.64
EF164203	28621	Imprint Plastic	Printing	17/11/2023	690.80
EF164204	28632	Total Connections Pty Ltd	Hose, Hydraulics & Fire Protection Servi	17/11/2023	3,212.08
EF164205	28651	Moodjar Holdings Pty Ltd	Cultural Engagement	17/11/2023	2,200.00
EF164206	28652	Omnicom Media Group Australia Pty Ltd Omnicom Media Group Australia Pty	Media And Advertising Services	17/11/2023	4,215.78
EF164207	28660	Perth Face Painter Free, Maneesha (Perth Face Painter)	Events - Entertainment	17/11/2023	300.00
EF164208	28664	Vero Photography Perth Ross, David Alexander	Photography And Videography	17/11/2023	605.00
EF164209	28679	Creditor Watch Pty Ltd	Credit Bureau	17/11/2023	1,442.20
EF164210	28694	Perth Chemical Specialists	Hazardous Waste Management	17/11/2023	743.60

EF164211	28708	Ultimo Catering & Events	Catering & Events	17/11/2023	6,490.30
EF164212	28709	Paatsch Group Pty Ltd	Consulting	17/11/2023	26,614.72
EF164213	28714	Perth Geotechnics Pty Ltd	Geotechnical Consultant	17/11/2023	13,420.00
EF164214	28718	Safepath Concrete Works	Concrete Path Lippage Grinding	17/11/2023	2,090.00
EF164215	28723	Engenesis Pty Ltd	Consulting - International Trade & Inves	17/11/2023	1,100.00
EF164216	28725	Game Vault	Kids Gammng Truck	17/11/2023	1,100.00
EF164217	27327	Chontelle Stone	Monthly Elected Member Allowance	17/11/2023	63.96
EF164218	99996	Allison Mcdonald	Rates And Property Related Refunds	17/11/2023	150.00
EF164219	99996	I & T Cavallaro	Rates And Property Related Refunds	17/11/2023	152.07
EF164220	99996	St Francis Pharmaceuticals Pty Ltd	Rates And Property Related Refunds	17/11/2023	295.00
EF164221	99996	One Stop Patio Shop	Rates And Property Related Refunds	17/11/2023	147.00
EF164222	99996	Eliza Jashar	Rates And Property Related Refunds	17/11/2023	1,717.25
EF164223	99996	Christopher Batten	Rates And Property Related Refunds	17/11/2023	234.94
EF164224	99996	Leanne Koske	Rates And Property Related Refunds	17/11/2023	156.19
EF164225	99996	Bryn Evans	Rates And Property Related Refunds	17/11/2023	1,731.94
EF164226	99996	Daniel Grubisin	Rates And Property Related Refunds	17/11/2023	526.44
EF164227	99996	Wa Land Authority	Rates And Property Related Refunds	17/11/2023	1,738.64
EF164228	99996	James J Hewitt	Rates And Property Related Refunds	17/11/2023	1,839.10
EF164229	99996	Moxit Patel	Rates And Property Related Refunds	17/11/2023	2,074.96
EF164230	99996	Etuatē Liukovi Mei Atalanga Palelei	Rates And Property Related Refunds	17/11/2023	267.59
EF164231	99996	Baycorp Wa (Dotag) Trust Account	Rates And Property Related Refunds	17/11/2023	11,268.73
EF164232	99996	Alisa Kazemi	Rates And Property Related Refunds	17/11/2023	1,946.04
EF164233	99996	Saurabh Jain	Rates And Property Related Refunds	17/11/2023	1,698.05
EF164234	99996	Nitin Bose	Rates And Property Related Refunds	17/11/2023	1,731.94
EF164235	99996	Lawlabpty Ltd	Rates And Property Related Refunds	17/11/2023	1,845.59
EF164236	99996	Baycorp Wa (Dotag) Trust Account	Rates And Property Related Refunds	17/11/2023	703.88
EF164237	99996	Robert Ryall	Rates And Property Related Refunds	17/11/2023	1,714.32
EF164238	99996	Jamie John Clemesha	Rates And Property Related Refunds	17/11/2023	429.00
EF164239	99996	Hope J Newman	Rates And Property Related Refunds	17/11/2023	424.29
EF164240	99996	Khai Island Investments Pty Ltd	Rates And Property Related Refunds	17/11/2023	16,217.29
EF164241	99996	Ashley Spencer	Rates And Property Related Refunds	17/11/2023	494.55
EF164242	99996	Emilia Angy	Rates And Property Related Refunds	17/11/2023	1,971.32
EF164243	99996	Mm Karam	Rates And Property Related Refunds	17/11/2023	1,833.83
EF164244	99996	Rochelle Linkston	Rates And Property Related Refunds	17/11/2023	1,934.63
EF164245	99996	Beeliam Management Pty Ltd	Rates And Property Related Refunds	17/11/2023	226.42
EF164246	99996	Stockland Wa Development Pty Ltd	Rates And Property Related Refunds	17/11/2023	878.00
EF164247	99996	Revenuewa	Rates And Property Related Refunds	17/11/2023	18.13
EF164248	99996	Ross Drewery	Rates And Property Related Refunds	17/11/2023	110.00
EF164249	99996	Revenuewa	Rates And Property Related Refunds	17/11/2023	12.07
EF164250	99996	Rates And Property Related Eft Refunds (Not Bonds)	Rates And Property Related Refunds	17/11/2023	487.28



EF164251	99996	Free Reformed Church Of Melville Inc	Rates And Property Related Refunds	17/11/2023	3,860.88
EF164252	99996	Nexustate Pty Ltd	Rates And Property Related Refunds	17/11/2023	476.75
EF164253	99996	Revenuewa	Rates And Property Related Refunds	17/11/2023	896.93
EF164254	99996	Stockland Wa Development Pty Ltd	Rates And Property Related Refunds	17/11/2023	878.00
EF164255	99996	Stockland Wa Development Pty Ltd	Rates And Property Related Refunds	17/11/2023	878.00
EF164256	99996	Silver Vans Anthony Langer	Rates And Property Related Refunds	17/11/2023	23.00
EF164257	99996	Revenuewa	Rates And Property Related Refunds	17/11/2023	3.62
EF164258	99996	Revenuewa	Rates And Property Related Refunds	17/11/2023	327.19
EF164259	88888	Mr Ravi Rajan Achari	Bond refund	17/11/2023	7,562.50
EF164260	88888	Cambert Nominees Pty Ltd	Bond refund	17/11/2023	32,326.25
EF164261	88888	Cambert Nominees Pty Ltd	Bond refund	17/11/2023	24,611.15
EF164262	88888	Dom Canci	Bond refund	17/11/2023	500.00
EF164263	88888	Peter Gorton	Bond refund	17/11/2023	500.00
EF164264	88888	Dean Phillips	Bond refund	17/11/2023	500.00
EF164265	88888	Jeanette Hay	Bond refund	17/11/2023	500.00
EF164266	99997	Sarah Hansen	Nappy And Sanitary Product Rebate	17/11/2023	50.00
EF164267	99997	Genevieve Smith	Nappy And Sanitary Product Rebate	17/11/2023	50.00
EF164268	99997	Misty Elliss	Compost Bin Rebate	17/11/2023	50.00
EF164269	99997	Patricia Smith	Senior Security Rebate	17/11/2023	200.00
EF164270	99997	Coc Grants, Donations & Refunds	Grants, Donations & Refunds	17/11/2023	200.00
EF164271	99997	Pauline Mcnally	Senior Security Rebate	17/11/2023	120.00
EF164272	99997	Ellen Roe	Senior Security Rebate	17/11/2023	500.00
EF164273	99997	Mary Loda	Senior's Security Rebate	17/11/2023	300.00
EF164274	99997	Maureen Mason	Senior's Security Rebate	17/11/2023	300.00
EF164275	99997	Valma Herdman	Senior's Security Rebate	17/11/2023	500.00
EF164276	99997	Vincenzo Pietroniro	Senior's Security Rebate	17/11/2023	500.00
EF164277	99997	Laurence Martin	Senior's Security Rebate	17/11/2023	200.00
EF164278	99997	Rae Jenkins	Senior's Security Rebate	17/11/2023	500.00
EF164279	99997	Barbara Foster	Senior's Security Rebate	17/11/2023	100.00
EF164280	99997	Bernard Alfred Taylor	Senior's Security Rebate	17/11/2023	60.00
EF164281	99997	Susanne Allieux	Senior's Security Rebate	17/11/2023	200.00
EF164282	99997	Suzanne Nichols	Senior's Security Rebate	17/11/2023	300.00
EF164283	99997	Diane Macpherson	Senior's Security Rebate	17/11/2023	500.00
EF164284	99997	Jennifer Cochrane	Senior's Security Rebate	17/11/2023	100.00
EF164285	99997	Maria Da Silva Abreu	Senior's Security Rebate	17/11/2023	200.00
EF164286	99997	Aaron Chambers	Cctv Residentail Rebate	17/11/2023	500.00
EF164287	99997	Chun Ho Lam	Cctv Residentail Rebate	17/11/2023	500.00
EF164288	99997	Frank Wu	Cctv Residentail Rebate	17/11/2023	500.00
EF164289	99997	Godfrey Mulwanda	Cctv Residentail Rebate	17/11/2023	500.00
EF164290	99997	Jacinta Fitzgerald	Cctv Residentail Rebate	17/11/2023	500.00



EF164291	99997	Jason Barnes	Cctv Residentail Rebate	17/11/2023	500.00
EF164292	99997	John Strachan	Cctv Residentail Rebate	17/11/2023	500.00
EF164293	99997	Jon Zygadlo	Cctv Residentail Rebate	17/11/2023	500.00
EF164294	99997	Kareen Blachford	Cctv Residentail Rebate	17/11/2023	500.00
EF164295	99997	Keyur Patel	Cctv Residentail Rebate	17/11/2023	500.00
EF164296	99997	Liam Gale	Cctv Residentail Rebate	17/11/2023	500.00
EF164297	99997	Louise Troy	Cctv Residentail Rebate	17/11/2023	500.00
EF164298	99997	Manin Shelat	Cctv Residentail Rebate	17/11/2023	500.00
EF164299	99997	Mathew Ferraro	Cctv Residentail Rebate	17/11/2023	500.00
EF164300	99997	Matthew Clements	Cctv Residentail Rebate	17/11/2023	500.00
EF164301	99997	Miguel Caruana	Cctv Residentail Rebate	17/11/2023	500.00
EF164302	99997	Mikaela Tassell	Cctv Residentail Rebate	17/11/2023	500.00
EF164303	99997	Nicholas Cook	Cctv Residentail Rebate	17/11/2023	500.00
EF164304	99997	Nils Eggert	Cctv Residentail Rebate	17/11/2023	500.00
EF164305	99997	Peter Leamon	Cctv Residentail Rebate	17/11/2023	500.00
EF164306	99997	Renee Tehrani Clark	Cctv Residentail Rebate	17/11/2023	500.00
EF164307	99997	Rohan Patel	Cctv Residentail Rebate	17/11/2023	500.00
EF164308	99997	Subodh Dahal	Cctv Residentail Rebate	17/11/2023	500.00
EF164309	99997	Yeok Chua	Cctv Residentail Rebate	17/11/2023	500.00
EF164310	99997	Nitin Bose	Cctv Residentail Rebate	17/11/2023	500.00
EF164311	99997	Shaleen Sharma	Cctv Residentail Rebate	17/11/2023	500.00
EF164312	99997	Ef&Rm Carroll	Waterwise Rebate - E Carroll	17/11/2023	101.85
EF164313	99997	Deborah Anne Stewart	Bird Bath Rebate - D Stewart	17/11/2023	17.39
EF164314	99997	David Pirovich	Compost Bin Rebate	17/11/2023	50.00
EF164315	99997	Servau Offcl. Departmental Recpts&Paym	Document Number : 180148395	17/11/2023	210.87
EF164316	99997	David Jarvis	Compost Bin Rebate - D Jarvis	17/11/2023	50.00
EF164317	99997	Anna Mcnaughton	Compost Bin Rebate - A Mcnaughton	17/11/2023	50.00
EF164318	99997	Yuko Nagano	Mobile Cafe - Fun Run 23	17/11/2023	40.50
EF164319	99997	Vj Hartill & Gl Maker	Petty Cash Claim - Vhartill 24.10.23	17/11/2023	13.39
EF164320	99997	Success Primary School	Invoice 024 - Sand	17/11/2023	740.00
EF164321	99997	Luke Bodel	Compost Bin Rebate	17/11/2023	50.00
EF164322	99997	Rafeena Boyle	Refreshments For Team Meeting	17/11/2023	31.00
EF164323	99997	The Thomson Family Trust	Invoice Inv-0267	17/11/2023	660.00
EF164324	99997	Emma Milne	Employee Reimbursement	17/11/2023	203.20
EF164325	99997	Lei Wu	Arc Refund Request - Lei Wu	17/11/2023	40.00
EF164326	99997	Rochelle Skipworth	Arc Refund Request - Rochelle Skipworth	17/11/2023	545.00
EF164327	99997	Joseph Saraceni	Employee Reimbursement	17/11/2023	449.34
EF164328	99997	Alan M Hancock	Ai And Writing' - At Success Library	17/11/2023	450.00
EF164329	99997	Vets 2U Mobile Vet Service	Invoice Inv00018448 - Fur Run Services	17/11/2023	500.00
EF164330	99997	Beier Cj / Ma	Petty Cash Reimbursement	17/11/2023	145.25



EF164331	99997	Ato Direct Credit Account	Prn/Ref: 003008003275204321	17/11/2023	777.75
EF164332	99997	Vj Hartill & Gl Maker	Petty Cash Claims	17/11/2023	86.00
EF164333	99997	Sally Jane Music	Rotary Spring Fair - Trade	17/11/2023	500.00
EF164334	99997	Komal Aggarwal	Customer -Refund Arc	17/11/2023	545.00
EF164335	99997	Beau Caroll	Refund Arc	17/11/2023	65.00
EF164336	99997	M Cukrov And Cd Beaton	Habitat For Homes Bird Bath Rebate Form	17/11/2023	47.50
EF164337	99997	Danae Pearl	Habitat For Homes Bird Bath Rebate Form	17/11/2023	49.99
EF164338	99997	Ashlin And Chris Evans	Habitat For Homes Bird Bath Rebate	17/11/2023	50.00
EF164339	99997	Jason Morin	Marina – E180 – 15M Electric Cord Refund	17/11/2023	213.00
EF164340	99997	Samantha Stapleton	Bird Bath Rebate - S Stapleton	17/11/2023	50.00
EF164341	99997	Hanh Thi Ngoc Derham	Bird Bath Rebate - H Derham	17/11/2023	22.99
EF164342	99997	Ingrid Ziegler	Bird Bath Rebate - I Ziegler	17/11/2023	17.39
EF164343	99997	Mr A D Austin And Mrs D C Austin	Bird Bath Rebate - D Austin	17/11/2023	47.50
EF164344	99997	Lisa Lester	Petty Cash Reimbursement - Lisa Lester	17/11/2023	24.00
EF164345	99997	Caitlin Strnadica	Xover Rebates	17/11/2023	250.00
EF164346	99997	Wa-Singapore Business Council Inc.	Trade Eft - Inv-0543	17/11/2023	440.00
EF164347	99997	Vj Hartill & Gl Maker	Sustainable Schools Network Meeting	17/11/2023	80.10
EF164348	99997	Harvest Lakes Residence Association Inc	Resident Group Request	17/11/2023	1,157.00
EF164349	99997	William Barry	Employee Reimbursement - William	17/11/2023	870.85
EF164350	99997	David & Maria Contera	Spring Fair Entertainment To Stella Cont	17/11/2023	200.00
EF164351	99997	Joeline Biancuzzo	Employee Reimbursement	17/11/2023	438.23
EF164352	99997	Joe Dethridge	Spring Fair Entertainment	17/11/2023	1,000.00
EF164353	99997	Coolbellup Community Association	Small Events Sponsorship	17/11/2023	3,000.00
EF164354	99997	Peter Gorton	Port Coogee Marina – E175 Pen Fee Refund	17/11/2023	72.00
EF164355	99997	Phoenix Primary School	Invoice Number 316	17/11/2023	226.60
EF164356	99997	Harmony Primary School	Invoice Number: 20-2023	17/11/2023	792.00
EF164357	99997	James Culverhouse	Spring Fair Festival	17/11/2023	200.00
EF164358	99997	Coolbellup Community Association	Kaya Cooby & Connecting Cooby Oct23	17/11/2023	2,541.00
EF164359	99997	John Lawrence Thoman	Refund Of Direct Debits	17/11/2023	76.00
EF164360	99997	Coolbellup Community School	Invoice Number: 18/2023	17/11/2023	200.00
EF164361	99997	Multicultural Connect Australia (Mca)	Sept 23 Community Grant-Community Festiv	17/11/2023	3,500.00
EF164362	99997	Nature Play Wa	Sept 23 Community Grant-Nature Play In T	17/11/2023	13,728.00
EF164363	99997	Coolbellup Community Association Inc	Sept 23 Community Grant-Banners For Coob	17/11/2023	2,904.00
EF164364	99997	Sabina Rahman-Horstmann	Reimbursement For Audio Book Lunch	17/11/2023	50.00
EF164365	99997	Coogees Beach Caravan Resort Social Club	Bus Hire - Atwell Over 50'S Club	17/11/2023	100.00
EF164366	99997	Servau Offcl. Departmental Recpts&Paymen	Document Number : 180149343	17/11/2023	214.83
EF164367	26752	Mg Group Wa	Construction	21/11/2023	220,274.30
EF164368	26987	Cti Risk Management	Security - Cash Collection	21/11/2023	899.40
EF164369	99997	Mc Leods Trust Account	Ref No. 50073	22/11/2023	7,000.00
EF164370	28633	West Star Bus Charters	Bus Charter Services	23/11/2023	3,780.00



EF164371	10152	Aust Services Union	Payroll Deductions	28/11/2023	828.00
EF164372	10154	Australian Taxation Office	Payroll Deductions	28/11/2023	1,064,276.00
EF164373	10305	Child Support Agency	Payroll Deductions	28/11/2023	1,178.45
EF164374	10888	Lj Caterers	Catering Services	28/11/2023	8,193.13
EF164375	19726	Health Insurance Fund Of Wa	Payroll Deductions	28/11/2023	1,105.45
EF164376	27874	Smartsalary	Salary Packaging/Leasing Administration	28/11/2023	12,517.22
EF164377	28458	Easi Group	Novated Leasing	28/11/2023	7,179.79
EF164378	28741	Local Government, Racing & Cemeteries Employees Union Lgrceu	Union	28/11/2023	44.00
EF164379	20535	Home-Grown Theatre	Drama Classes	28/11/2023	3,600.00
EF164380	26987	Cti Risk Management	Security - Cash Collection	28/11/2023	1,367.20
EF164381	27492	Superchoice Services Pty Limited	Payroll Deductions	28/11/2023	744,215.61
EF164382	99997	Baseline Medicals	Invoice Number 1188	29/11/2023	284.58
EF164383	10082	Armandos Sports	Sporting Goods	30/11/2023	279.95
EF164384	10118	Australia Post	Postage Charges	30/11/2023	9,842.17
EF164385	10184	Benara Nurseries	Plants	30/11/2023	1,017.83
EF164386	10207	Boc Gases	Gas Supplies	30/11/2023	419.42
EF164387	10209	Boffins Books Boffins Bookshop Pty Ltd T/As Boffins Books	Books	30/11/2023	509.36
EF164388	10226	Bridgestone Australia Ltd	Tyre Services	30/11/2023	38,757.93
EF164389	10239	Budget Rent A Car - Perth	Motor Vehicle Hire	30/11/2023	3,932.81
EF164390	10246	Bunnings Building Supplies Pty Ltd	Hardware Supplies	30/11/2023	2,262.55
EF164391	10333	Cjd Equipment Pty Ltd	Hardware Supplies	30/11/2023	1,336.35
EF164392	10368	Cockburn Wetlands Education Centre	Community Grant	30/11/2023	3,300.00
EF164393	10384	Progility Pty Ltd	Communication Services	30/11/2023	588.50
EF164394	10483	Landgate	Mapping/Land Title Searches	30/11/2023	4,407.09
EF164395	10526	E & Mj Rosher Pty Ltd	Mower Equipment	30/11/2023	15,723.04
EF164396	10535	Workpower Incorporated	Employment Services - Planting	30/11/2023	4,447.98
EF164397	10589	Fines Enforcement Registry	Fines Enforcement Fees	30/11/2023	8,016.00
EF164398	10683	Gronbek Security	Locksmith Services	30/11/2023	5,379.01
EF164399	10787	Jandakot Accident Repair Centre	Panel Beating Services	30/11/2023	2,000.00
EF164400	10827	Kelyn Training Services	Training Services	30/11/2023	450.00
EF164401	10888	Lj Caterers	Catering Services	30/11/2023	1,229.25
EF164402	10913	Bucher Municipal Pty Ltd	Purchase Of New Plant / Repair Services	30/11/2023	11,082.46
EF164403	10923	Major Motors Pty Ltd	Repairs/Maintenance Services	30/11/2023	419,079.55
EF164404	10938	Mrp Pest Management	Pest & Weed Management	30/11/2023	687.38
EF164405	10991	Beacon Equipment	Mowing Equipment	30/11/2023	1,606.70
EF164406	11028	Neverfail Springwater Ltd	Bottled Water Supplies	30/11/2023	534.36
EF164407	11036	Northlake Electrical Pty Ltd	Electrical Services	30/11/2023	36,629.04
EF164408	11307	Satellite Security Services Pty Ltd	Security Services	30/11/2023	7,773.76
EF164409	11308	Boss Industrial Formally Sba Supplies	Hardware Supplies	30/11/2023	1,178.01
EF164410	11334	Shenton Pumps	Pool Equipment/Services	30/11/2023	1,750.45



EF164411	11469	Sports Turf Technology Pty Ltd	Turf Consultancy Services	30/11/2023	19,030.00
EF164412	11470	Sportsworld Of Wa	Sport Supplies	30/11/2023	7,065.30
EF164413	11531	Sunny Industrial Brushware Pty Ltd	Brush/Road Broom Supplies	30/11/2023	462.00
EF164414	11557	Technology One Ltd	It Consultancy Services	30/11/2023	1,182.50
EF164415	11619	Titan Ford	Purchase Of Vehicles & Servicing	30/11/2023	80,969.90
EF164416	11625	Nutrien Water	Reticulation Supplies	30/11/2023	2,187.79
EF164417	11642	Trailer Parts Pty Ltd	Trailer Parts	30/11/2023	24.93
EF164418	11701	Vibra Industrial Filtration Australasia	Filter Supplies	30/11/2023	237.60
EF164419	11722	Wa Hino Sales & Service	Purchase Of New Trucks / Maintenance	30/11/2023	190.60
EF164420	11773	Nutrien Ag Solutions	Chemical Supplies	30/11/2023	6,159.67
EF164421	11787	Department Of Transport	Vehicle Search Fees	30/11/2023	180.40
EF164422	11789	Walga	Advertising/Training Services	30/11/2023	1,617.00
EF164423	11793	Western Irrigation Pty Ltd	Irrigation Services/Supplies	30/11/2023	4,200.02
EF164424	11795	Western Power	Street Lighting Installation & Service	30/11/2023	1,320.00
EF164425	11806	Westrac Pty Ltd	Repairs/Mtnce - Earthmoving Equipment	30/11/2023	2,045.68
EF164426	11828	Worldwide Online Printing - O'connor	Printing Services	30/11/2023	2,602.69
EF164427	12014	Tutt Bryant Equipment Bt Equipment Pty Ltd T/As	Excavating/Earthmoving Equipment	30/11/2023	19,677.61
EF164428	12018	O'connor Lawnmower & Chainsaw Centre	Mowing Equipment/Parts/Services	30/11/2023	1,298.00
EF164429	12153	Hays Personnel Services Pty Ltd	Employment Services	30/11/2023	10,059.43
EF164430	12295	Stewart & Heaton Clothing Co. Pty Ltd	Clothing Supplies	30/11/2023	1,055.34
EF164431	12497	Trophy Choice	Trophy Supplies	30/11/2023	611.60
EF164432	12589	Australian Institute Of Management	Training Services	30/11/2023	647.00
EF164433	13102	Michael Page International (Australia) Pty Ltd	Employment Services	30/11/2023	2,076.94
EF164434	13873	Cockburn Ses	Traffic Management Services	30/11/2023	1,325.00
EF164435	14530	Donald Veal Consultants Pty Ltd	Consultancy Services	30/11/2023	24,222.00
EF164436	15271	Ple Computers Pty Ltd	Computer Hardware	30/11/2023	1,242.00
EF164437	15284	Aussie Telecom Pty Limited	Software Sales	30/11/2023	7,817.81
EF164438	15393	Stratagreen	Hardware Supplies	30/11/2023	5,259.77
EF164439	15571	Smoke And Mirrors Audio Visual	Pa Repairs	30/11/2023	7,813.00
EF164440	15588	Natural Area Consulting Management Services	Weed Spraying	30/11/2023	21,333.10
EF164441	15746	Western Australia Police Service	Police Clearances	30/11/2023	34.00
EF164442	16064	Cms Engineering	Airconditioning Services	30/11/2023	1,263.24
EF164443	16107	Wren Oil	Waste Disposal Services	30/11/2023	33.00
EF164444	16257	The Finishing Touch Gallery	Framing Services	30/11/2023	3,163.50
EF164445	16985	Wa Premix	Concrete Supplies	30/11/2023	4,526.94
EF164446	17343	Rac Businesswise	Membership Subscription	30/11/2023	69.44
EF164447	17345	Kennards Hire - Myaree	Equipment Hire	30/11/2023	5,556.00
EF164448	17600	Lightforce Asset Pty Ltd (Erections!)	Guard Rails	30/11/2023	2,584.89
EF164449	17608	Nu-Trac Rural Contracting	Beach Cleaning/Firebreak Construction	30/11/2023	10,858.00
EF164450	18073	Paramount Security Services	Security Services	30/11/2023	484.00

EF164451	18126	Dell Australia Pty Ltd	Computer Hardware	30/11/2023	5,874.00
EF164452	18203	Natsync Environmental	Pest Control	30/11/2023	2,138.50
EF164453	18799	Down To Earth Training & Assessing	Training Services	30/11/2023	2,080.00
EF164454	18962	Sealanes (1985) P/L	Catering Supplies	30/11/2023	1,478.16
EF164455	19107	Forever Shining Artforms Wa	Monument	30/11/2023	302.40
EF164456	19288	Rotary Club Of Cockburn Inc	Donation	30/11/2023	5,000.00
EF164457	19533	Woolworths Group Ltd (Woolworths & Big W)	Groceries	30/11/2023	4,186.36
EF164458	20146	Data#3 Limited	Contract It Personnel & Software	30/11/2023	14,685.88
EF164459	21139	Austraffic Wa Pty Ltd	Traffic Surveys	30/11/2023	19,195.00
EF164460	21294	Cat Haven	Animal Services	30/11/2023	1,488.30
EF164461	21665	Mmj Real Estate (Wa) Pty Ltd	Property Management Services	30/11/2023	277.39
EF164462	21744	Jb Hi Fi - Commercial	Electronic Equipment	30/11/2023	4,747.97
EF164463	21946	Ryan's Quality Meats	Meat Supplies	30/11/2023	1,188.63
EF164464	22106	Intelife Group	Services - Daip	30/11/2023	7,516.15
EF164465	22376	Bci Sales Pty Ltd	Bus Sales, Repairs, Maintenance	30/11/2023	202.40
EF164466	22553	Brownes Food Operations	Catering Supplies	30/11/2023	666.57
EF164467	22569	Sonic Health Plus Pty Ltd	Medical Services	30/11/2023	2,138.46
EF164468	22613	Vicki Royans	Artistic Services	30/11/2023	150.00
EF164469	22639	Shatish Chauhan	Training Services - Yoga	30/11/2023	2,235.00
EF164470	22658	South East Regional Centre For Urban Landcare Inc (Sercul)	Urban Landcare Services	30/11/2023	3,480.51
EF164471	22752	Elgas Limited	Gas Supplies	30/11/2023	1,213.29
EF164472	22806	Chevron Australia Downstream Fuels Pty Ltd	Fuel Supplies	30/11/2023	63,243.68
EF164473	22859	Top Of The Ladder	Gutter Cleaning Services	30/11/2023	14,234.00
EF164474	22903	Unique International Recoveries Llc	Debt Collectors	30/11/2023	345.60
EF164475	23351	Cockburn Gp Super Clinic Limited T/A Cockburn Integrated Health	Leasing Fees	30/11/2023	1,157.94
EF164476	23457	Totally Workwear Fremantle	Clothing - Uniforms	30/11/2023	2,450.26
EF164477	23570	A Proud Landmark Pty Ltd	Landscape Construction Services	30/11/2023	73,283.10
EF164478	23579	Daimler Trucks Perth	Purchase Of New Truck	30/11/2023	2,638.17
EF164479	23808	Quik Corp Pty Ltd	Controller Boom Kits	30/11/2023	4,711.30
EF164480	24275	Truck Centre Wa Pty Ltd	Purchase Of New Truck	30/11/2023	3,460.43
EF164481	24506	Amaranti's Personal Training	Personal Training Services	30/11/2023	1,120.00
EF164482	24643	Bibliotheca Rfid Library Systems Australia Pty Ltd	Purchase Of Library Tags	30/11/2023	912.53
EF164483	24655	Automasters Spearwood	Vehicle Servicing	30/11/2023	9,648.95
EF164484	24718	Solar Lighting Designs	Solar Design	30/11/2023	17,542.80
EF164485	24736	Zenien	Cctv Camera Licences	30/11/2023	7,231.18
EF164486	24748	Pearmans Electrical & Mechanical Services P/L	Electrical Services	30/11/2023	2,579.07
EF164487	25063	Superior Pak Pty Ltd	Vehicle Maintenance	30/11/2023	1,589.45
EF164488	25262	Carabiner Pty Ltd	Architectural Services	30/11/2023	7,628.50
EF164489	25586	Envirovap Pty Ltd	Hire Of Leachate Units	30/11/2023	9,432.50
EF164490	25771	Integral Development Associates Pty Ltd	Training Courses	30/11/2023	676.50



EF164491	26121	Cockburn Community Men's Shed Inc	Fabrication Services	30/11/2023	300.00
EF164492	26195	Play Check	Consulting Services	30/11/2023	1,155.00
EF164493	26257	Paperbark Technologies Pty Ltd	Arboricultural Consultancy Services	30/11/2023	319.00
EF164494	26303	Gecko Contracting Turf & Landscape Maintenance	Turf & Landscape Maintenance	30/11/2023	186,628.62
EF164495	26314	Cpe Group	Temporary Employment Services	30/11/2023	10,770.78
EF164496	26399	Paperscout The Trustee For Peters Morrison Family Trust	Graphic Design Services	30/11/2023	20,889.00
EF164497	26403	Ches Power Group Pty Ltd	Engineering Solutions / Back Up Generato	30/11/2023	1,441.00
EF164498	26423	Alpha Pest Animal Solutions Invasive Species Pty Ltd	Pest Control Services	30/11/2023	2,657.60
EF164499	26470	Scp Conservation	Fencing Services	30/11/2023	41,236.80
EF164500	26558	Healthcare Australia Pty Ltd	Temporary Employment Services	30/11/2023	435.35
EF164501	26574	Eva Bellydance	Entertainment - Belly Dancing	30/11/2023	375.00
EF164502	26618	Global Spill Control Pty Ltd	Road Safety Products	30/11/2023	3,021.59
EF164503	26623	Sigma Chemicals Cromag Pty Ltd (Sigma Chemicals)	Chemicals - Pool	30/11/2023	2,997.72
EF164504	26625	Andover Detailers	Car Detailing Services	30/11/2023	1,387.83
EF164505	26677	Australia And New Zealand Recycling Platform Limited	Not- For-Profit Member Services Body	30/11/2023	1,429.20
EF164506	26679	La Mint Events & Catering	Catering	30/11/2023	3,139.95
EF164507	26705	Creative Adm	Marketing Services	30/11/2023	16,775.00
EF164508	26709	Talis Consultants Pty Ltd	Waste Consultancy	30/11/2023	14,300.00
EF164509	26735	Shane McMaster Surveys	Survey Services	30/11/2023	825.00
EF164510	26743	Statewide Turf Services	Turf Renovation	30/11/2023	8,800.00
EF164511	26782	Soft Landing	Recycling Services	30/11/2023	10,073.80
EF164512	26812	Brooks Choice Removals	Removalists	30/11/2023	1,072.50
EF164513	26822	Cse Crosscom Pty Ltd	Communication Equipment	30/11/2023	174.90
EF164514	26843	Ergolink	Ergonomic Office Furniture	30/11/2023	1,130.50
EF164515	26898	Spandex Asia Pacific Pty Ltd	Signage Supplier	30/11/2023	4,532.57
EF164516	26917	Cirrus Networks Pty Ltd	It Network & Telephony Services	30/11/2023	672.33
EF164517	26929	Elan Energy Matrix Pty Ltd	Recycling Services	30/11/2023	2,331.58
EF164518	26946	Av Truck Services Pty Ltd	Truck Dealership	30/11/2023	718.72
EF164519	26986	Aha! Consulting	Consultancy	30/11/2023	2,750.00
EF164520	26988	Bladon Wa Pty Ltd	Promotional Products	30/11/2023	6,050.00
EF164521	27010	Quantum Building Services Pty Ltd	Building Maintenance	30/11/2023	58,620.64
EF164522	27011	Baileys Marine Fuel Australia	Fuel	30/11/2023	2,406.20
EF164523	27018	Mark Norman Consulting	Consultancy - Electrical	30/11/2023	3,575.00
EF164524	27031	Downer Edi Works Pty Ltd	Asphalt Services	30/11/2023	481,999.80
EF164525	27034	Adelby Pty Ltd	Firebreak Construction	30/11/2023	2,475.00
EF164526	27046	Tfh Hire Services Pty Ltd	Hire Fencing	30/11/2023	577.50
EF164527	27059	Frontline Fire & Rescue Equipment	Manufacture-Fire Vehicles/Equipment	30/11/2023	4,384.03
EF164528	27065	Westbooks	Books	30/11/2023	2,954.26
EF164529	27082	Kulbardi Pty Ltd	Stationery Supplies	30/11/2023	3,728.13
EF164530	27098	Q2 (Q-Squared)	Digital Data Service	30/11/2023	3,960.00



EF164531	27143	Fully Promoted Success	Uniforms And Promotional Items	30/11/2023	94.05
EF164532	27177	Rentokil Initial Pty Ltd (Initial Hygiene)	Hygiene	30/11/2023	5,169.14
EF164533	27189	Healthstrong Pty Ltd	Home Care	30/11/2023	308.00
EF164534	27195	Allflow Industrial	Oil Water Separators	30/11/2023	1,853.50
EF164535	27210	Urban Design Lab	Landscape Design	30/11/2023	1,510.00
EF164536	27243	Arjohuntleigh Pty Ltd	Supply, Repairs Health Equipemnt	30/11/2023	599.50
EF164537	27246	Veale Auto Parts	Spare Parts Mechanical	30/11/2023	670.40
EF164538	27263	Kompan Playscape Pty Ltd	Playground Equipment/Parts	30/11/2023	8,100.95
EF164539	27269	Payrix Australia	Payment Processing	30/11/2023	16,128.67
EF164540	27281	Nr Metal Recycling	Recycling Services	30/11/2023	4,103.00
EF164541	27334	Westcare Print	Printing Services	30/11/2023	126.50
EF164542	27348	Message Media	Telecommunications	30/11/2023	641.67
EF164543	27362	The Mighty Booths	Photobooth	30/11/2023	699.00
EF164544	27381	Fit For Life Exercise Physiology	Exercise Classes	30/11/2023	2,376.00
EF164545	27401	Emprise Mobility	Mobility Equipment	30/11/2023	2,077.50
EF164546	27423	Mechanical Project Services Pty Ltd	Airconditioning Services	30/11/2023	770.00
EF164547	27427	Home Chef	Cooking/Food Services	30/11/2023	779.90
EF164548	27437	Pb Reticulation & Maintenance Services Pty Ltd	Irrigation Services	30/11/2023	5,170.00
EF164549	27455	Site Protective Services	Cctv Parts	30/11/2023	123,458.52
EF164550	27479	Vital Interpreting Personnel	Translating Services	30/11/2023	264.00
EF164551	27507	Serco Facilities Management Pty Ltd	Cleaning Services	30/11/2023	97,048.31
EF164552	27518	Kyocera Document Solutions Australia Pty Ltd	Photocopying Machines	30/11/2023	3,022.91
EF164553	27566	Thuroona Services	Asbestos Removal	30/11/2023	1,776.50
EF164554	27579	Soco Studios	Photography Services	30/11/2023	330.00
EF164555	27596	Allwest Plant Hire Australia Pty Ltd	Plant Hire And Civil Contracting	30/11/2023	2,426.44
EF164556	27617	Atturra Business Applications	Consultancy - It	30/11/2023	3,300.00
EF164557	27620	Gold Corporation	Ceremonial Coins	30/11/2023	2,266.00
EF164558	27622	Truegrade Medical Supplies	Medical Supplies	30/11/2023	3,270.39
EF164559	27631	Aquatic Services Wa Pty Ltd	Pool Equipment & Maintenance	30/11/2023	550.39
EF164560	27650	Datacom Systems (Au) Pty Ltd	It Sales, Consulting & Service	30/11/2023	1,081.42
EF164561	27657	Positive Balance Massage	Massage Therapy	30/11/2023	300.00
EF164562	27675	Wgawa Pty Ltd	Consultancy Engineering	30/11/2023	13,200.00
EF164563	27676	Blue Force Pty Ltd	Security Services	30/11/2023	36,161.72
EF164564	27684	Jani Murphy Pty Ltd	Training	30/11/2023	3,004.65
EF164565	27695	Qtm Pty Ltd	Traffic Management	30/11/2023	30,768.19
EF164566	27701	Perth Better Homes	Shade Sails	30/11/2023	2,145.00
EF164567	27778	Culture Counts Australia	Surveying/Marketing Services	30/11/2023	7,562.50
EF164568	27779	Sports Circuit Linemarking	Linemarking	30/11/2023	550.00
EF164569	27797	City Lift Services Pty Ltd	Lift Maintenance	30/11/2023	1,364.00
EF164570	27809	Ra-One Pty Ltd	Software	30/11/2023	39,930.00



EF164571	27831	Butler And Brown	Event Management	30/11/2023	56,375.00
EF164572	27850	Dowsing Group Pty Ltd	Concreting Services	30/11/2023	97,682.51
EF164573	27856	My Flex Health International	Nursing Services	30/11/2023	1,869.34
EF164574	27868	The Basketball Man	Basketball Equipment	30/11/2023	4,537.50
EF164575	27890	Tabec Pty Ltd	Engineering Services	30/11/2023	17,325.28
EF164576	27894	Homecare Physiotherapy	Healthcare	30/11/2023	17,669.48
EF164577	27917	Go Doors Advanced Automation	Door Maintenance & Repair	30/11/2023	245.41
EF164578	27953	Truckline	Spare Parts, Truck/Trailer	30/11/2023	462.00
EF164579	27969	Perfect Gym Solutions	Software For Gym's	30/11/2023	270.49
EF164580	27976	Melville Toyota	Motor Cars	30/11/2023	27.56
EF164581	27978	Frontline Safety Australia Pty Ltd	Clothing - Uniforms	30/11/2023	7,284.60
EF164582	27984	Sabrina Fenwick	Exercise Classes	30/11/2023	720.00
EF164583	27986	Daily Living Products	Mobility Equip	30/11/2023	275.00
EF164584	28003	Taylor Made Design	Graphic Design	30/11/2023	374.00
EF164585	28041	Perth Husqvarna	Spare Aparts Motobikes	30/11/2023	242.75
EF164586	28047	Mitchell Garlett	Ceremonial Services	30/11/2023	1,450.00
EF164587	28049	Copy Magic	Printing Services	30/11/2023	6,066.72
EF164588	28061	Go2cup	Paper Cups	30/11/2023	18,145.60
EF164589	28095	Liveli Pty Ltd	Google Maps Lic.	30/11/2023	2,200.00
EF164590	28101	Melbourne Mailing Pty Ltd	Library Cards	30/11/2023	308.00
EF164591	28168	Sifting Sands	Sand Cleaning	30/11/2023	9,600.80
EF164592	28196	Brightmark Group Pty Ltd	Cleaning Services	30/11/2023	11,933.53
EF164593	28197	Lite N Easy Pty Ltd	Food Supplies	30/11/2023	2,185.77
EF164594	28201	Select Fresh	Food Supplies	30/11/2023	910.83
EF164595	28211	Nordic Fitness Equipment	Fitness Equipment	30/11/2023	3,270.00
EF164596	28214	Beyond Skateboarding	Skateboarding Clinics	30/11/2023	1,870.00
EF164597	28215	Complete Office Supplies Pty Ltd	Stationery	30/11/2023	68.96
EF164598	28218	Laminar Capital Pty Ltd	Financial Services	30/11/2023	1,463.00
EF164599	28228	Delta Roofing Pty Ltd	Roofing Services	30/11/2023	962.50
EF164600	28230	Regen Strategic	Esg, Stakeholder Engagement And Strategi	30/11/2023	5,500.00
EF164601	28235	Otium Planning Group Pty Ltd	Management Consulting	30/11/2023	12,361.25
EF164602	28241	Swift Flow Pty Ltd	Plumbing	30/11/2023	14,975.36
EF164603	28246	Hendercare	Nursing Services	30/11/2023	1,402.62
EF164604	28247	Fremantle City Centre Podiatry	Consultancy - Heritage	30/11/2023	85.80
EF164605	28258	Garden Care West	Gardening Services	30/11/2023	412.50
EF164606	28261	Hazed Services Pty Ltd	Safety - Roof	30/11/2023	5,920.75
EF164607	28264	Garden Organics	Organics Processing	30/11/2023	75,860.84
EF164608	28265	Tree Care Wa	Vegetation Maintenance Services	30/11/2023	66,856.20
EF164609	28275	Farrington Dry Cleaners	Dry Cleaning	30/11/2023	755.00
EF164610	28277	Gesha Coffee Co	Coffee Supplies	30/11/2023	1,939.00



EF164611	28287	All Lines	Linemarking	30/11/2023	440.00
EF164612	28289	Grafton General Products	Mobility Equipment	30/11/2023	2,560.80
EF164613	28302	Ohura Group Pty Ltd	Industrial Relations Consulting	30/11/2023	14,080.00
EF164614	28303	Miracle Recreation Equipment	Playground Equipment	30/11/2023	29,583.40
EF164615	28322	Youtour Pty Ltd	Video Productions	30/11/2023	1,968.80
EF164616	28329	The Rigging Shed	Lifting Equipment And Testing	30/11/2023	2,521.20
EF164617	28371	Flexi Staff	Employment Services	30/11/2023	30,097.68
EF164618	28381	Sandwai Pty Ltd	Software	30/11/2023	1,777.60
EF164619	28392	Mcs Civil Contracting	Engineering/Earthworks	30/11/2023	6,732.00
EF164620	28408	Rc Vegetation Services Pty Ltd	Mowing Services	30/11/2023	21,955.01
EF164621	28409	Sanpoint Pty Ltd (Ld Total)	Landscape Services	30/11/2023	19,613.00
EF164622	28419	Adam Puffler	Scooter Events	30/11/2023	1,968.00
EF164623	28423	Jordies Garden Bags	Waste Services	30/11/2023	6,088.50
EF164624	28426	Power Paving Pty Ltd	Paving Services	30/11/2023	3,960.00
EF164625	28428	Wa Bolts Pty Ltd	Fixings & Fasteners	30/11/2023	6.20
EF164626	28437	Building & Industrial Cleaning Services	Clenaing Services	30/11/2023	2,323.75
EF164627	28454	Aussie Natural Spring Water	Water Supplies	30/11/2023	137.76
EF164628	28461	Carealert	Entertainment	30/11/2023	6.49
EF164629	28463	Antree Dnh Pty Ltd	Gardening	30/11/2023	3,560.71
EF164630	28466	Swimplex Aquatics Pty Ltd	Commercial Aquatics	30/11/2023	7,893.60
EF164631	28471	Telstra Limited	Telecommunications	30/11/2023	3,727.53
EF164632	28481	Ink Strategy Pty Ltd	Strategic Planning	30/11/2023	2,926.00
EF164633	28510	Wa Deck Restorations	Outdoor timber restoration	30/11/2023	25,005.05
EF164634	28511	Pet Stock South Fremantle	Pet Product Supplier	30/11/2023	437.56
EF164635	28517	Robowash Pty Ltd	Automatic Cleaning System Manufacturer	30/11/2023	990.00
EF164636	28522	Bing Technologies Pty Ltd	Mailing Services	30/11/2023	352.91
EF164637	28526	All Good Grub	All Good Grub Bushtukka Catering	30/11/2023	1,331.00
EF164638	28532	Oil & Energy Pty. Ltd.	Lubricant Supplier	30/11/2023	1,925.09
EF164639	28544	Forpark Australia 4Park Pty Ltd	Fitness Equipment	30/11/2023	29,040.00
EF164640	28569	Choiceone Pty Ltd	Recruitment Services	30/11/2023	40,776.74
EF164641	28574	Psg Eyewear	Manufacturer Prescription Safety Glasses	30/11/2023	290.00
EF164642	28579	Project M Group	Building Works, Repairs & Maintenance	30/11/2023	1,485.00
EF164643	28584	Ausco Modular Pty Ltd	Hire Services	30/11/2023	2,454.61
EF164644	28595	Kineticon Group	Building Repairs, Maintenance, Construct	30/11/2023	1,485.00
EF164645	28597	Minterellison	Professional Services	30/11/2023	2,190.98
EF164646	28622	Hatch Pty Ltd	Engineering Services	30/11/2023	21,363.38
EF164647	28626	Okmg	Strategy, Digital, Creative & Marketing	30/11/2023	20,248.80
EF164648	28627	White Oak Home Care Services	White Oak Home Care	30/11/2023	1,181.50
EF164649	28632	Total Connections Pty Ltd	Hose, Hydraulics & Fire Protection Servi	30/11/2023	4,335.78
EF164650	28637	Site Safe Security Rentals Pty Ltd	Rental Of Security Equipment	30/11/2023	770.00



EF164651	28644	The Trustee For Humphrey Group Trust Active Discovery	Playground Construction	30/11/2023	3,355.00
EF164652	28651	Moodjar Holdings Pty Ltd	Cultural Engagement	30/11/2023	825.00
EF164653	28652	Omnicom Media Group Australia Pty Ltd Omnicom Media Group Australia Pty	Media And Advertising Services	30/11/2023	392.63
EF164654	28655	Rockingham Glass Reads West Coast Maintenance Pty Ltd	Emergency Glass Repair	30/11/2023	517.88
EF164655	28661	Know Your Nation Cohen-Robertson, Helena Clare	Events - Community Arts	30/11/2023	6,640.40
EF164656	28664	Vero Photography Perth Ross, David Alexander	Photography And Videography	30/11/2023	660.00
EF164657	28667	Nuturf Australian Agribusiness Holdings Pty Ltd	Landscaping - Turf	30/11/2023	6,050.00
EF164658	28668	Artisan Alley Pty Ltd (Gather Foods)	Catering	30/11/2023	1,268.34
EF164659	28669	Dangerous Delights	Performing Arts	30/11/2023	2,360.00
EF164660	28677	For-De Group Pty Ltd	Supply Of Assistive Technology Equipment	30/11/2023	1,991.00
EF164661	28683	Andrew Gill	Mc / Entertainment For Event	30/11/2023	3,000.00
EF164662	28713	Ellenby Tree Farm Pty Ltd	Tree Farm	30/11/2023	943.49
EF164663	28716	Tecon Australia Pty Ltd	Building Certification And Town Planning	30/11/2023	990.00
EF164664	28724	Green Bean Coffee Machine	Mobile Coffee Truck	30/11/2023	448.00
EF164665	28726	Noisenet Operations Pty Ltd	Noise Monitoring Services	30/11/2023	4,158.00
EF164666	28737	G.A King & M Storen	Community Performance	30/11/2023	34,000.18
EF164667	28738	Apollo Fabrications Pty Ltd	Sheet Metal Fabrication	30/11/2023	18,225.00
EF164668	28740	Carus Thompson Family Trust	Music	30/11/2023	990.00
EF164669	28471	Telstra Limited	Telecommunications	30/11/2023	14,247.78
EF164670	11758	Water Corp Utility Account Only - Please Refer To 11760 When Raising Po	Water Usage / Sundry Charges	30/11/2023	23,600.94
EF164671	11794	Synergy	Electricity Usage/Supplies	30/11/2023	13,616.51
EF164672	12025	Telstra Corporation	Communications Services	30/11/2023	326.85
EF164673	28571	Perth Energy Pty Ltd	Energy Supply	30/11/2023	90.67
EF164674	99996	Vanessa Clark	Property and Rates related refunds	30/11/2023	77.50
EF164675	99996	Chandre Du Preez	Property and Rates related refunds	30/11/2023	50.00
EF164676	99996	Mr Ian D Hamilton	Property and Rates related refunds	30/11/2023	150.00
EF164677	99996	Rebecca Ryan	Property and Rates related refunds	30/11/2023	150.00
EF164678	99996	Annette Thomas	Property and Rates related refunds	30/11/2023	150.00
EF164679	99996	Lillian Joy Crofts	Property and Rates related refunds	30/11/2023	100.00
EF164680	99996	Ritecert Trading	Property and Rates related refunds	30/11/2023	295.00
EF164681	99996	Phyllis A Starr	Property and Rates related refunds	30/11/2023	700.00
EF164682	99996	Clare E Detchon	Property and Rates related refunds	30/11/2023	585.15
EF164683	99996	Emor Pty Ltd	Property and Rates related refunds	30/11/2023	1,187.86
EF164684	99996	Silvana Giuppa	Property and Rates related refunds	30/11/2023	304.00
EF164685	99996	Francesco D Mariotti	Property and Rates related refunds	30/11/2023	1,500.00
EF164686	99996	Peoplekind Group Ltd	Property and Rates related refunds	30/11/2023	487.28
EF164687	99996	Global Cardiology Testing Pty Ltd	Property and Rates related refunds	30/11/2023	490.00
EF164688	99996	Michael Estrano	Property and Rates related refunds	30/11/2023	909.25
EF164689	99996	Samson Kein	Property and Rates related refunds	30/11/2023	531.00
EF164690	99996	Nathan Skedgwell	Property and Rates related refunds	30/11/2023	574.89

EF164691	99996	Chelsea Mott	Property and Rates related refunds	30/11/2023	1,839.10
EF164692	99996	Maureen Hind	Property and Rates related refunds	30/11/2023	419.00
EF164693	99996	Janelle Morellini	Property and Rates related refunds	30/11/2023	568.00
EF164694	99996	Southern Cross Care (Wa) Inc	Property and Rates related refunds	30/11/2023	101.57
EF164695	99996	Glen Whisson	Property and Rates related refunds	30/11/2023	1,661.29
EF164696	99996	Maya Stoimenova	Property and Rates related refunds	30/11/2023	338.44
EF164697	99996	Jocelyn Eddy	Property and Rates related refunds	30/11/2023	50.00
EF164698	99996	Ian Murphy	Property and Rates related refunds	30/11/2023	216.16
EF164699	99996	Peter Hughes (Jnr)	Property and Rates related refunds	30/11/2023	1,322.70
EF164700	99997	Family Day Care	Fdc Payment Week Ending 26/11/2023	30/11/2023	64,163.56
EF164701	88888	Cockburn Prime Timer	Bond refund	30/11/2023	250.00
EF164702	88888	Ffi Holdings Ltd	Bond refund	30/11/2023	33,440.00
EF164703	88888	Western Kinghts Soccer Club	Bond refund	30/11/2023	874.87
EF164704	88888	Paul Hayter	Bond refund	30/11/2023	100.00
EF164705	99997	Evelyn Cowdell	Junior Sport Travel Assistance Grant	30/11/2023	400.00
EF164706	99997	Isabella Mcgillivray	Senior Security Rebate	30/11/2023	200.00
EF164707	99997	N & Aj Davis	Junior Sport Travel Assistance Grant	30/11/2023	400.00
EF164708	99997	Alita De Buelle	Junior Sport Travel Assistance Grant	30/11/2023	400.00
EF164709	99997	Caroline Sule	Junior Sport Travel Assistance Grant	30/11/2023	400.00
EF164710	99997	Lola Kusnoto	Junior Sport Travel Assistance Grant	30/11/2023	400.00
EF164711	99997	Hannah Duffy	Nappy And Sanitary Product Rebate	30/11/2023	49.95
EF164712	99997	Helena A Cronje	Nappy And Sanitary Product Rebate	30/11/2023	49.43
EF164713	99997	Alice Piggott	Nappy And Sanitary Rebate - A Piggott	30/11/2023	50.00
EF164714	99997	Harvest Lakes Residence Association Inc.	Small Events Sponsorship Acs2	30/11/2023	3,000.00
EF164715	99997	Alicia And Lawrence Cheng	Nappy And Sanitary Product Rebate	30/11/2023	100.00
EF164716	99997	Mary Kruh	Habitat For Homes Bird Bath Rebate	30/11/2023	49.50
EF164717	99997	Natalie Barker	Habitat For Homes Bird Bath Rebate	30/11/2023	47.50
EF164718	99997	Lisa Harding	Nappy And Sanitary Product Rebate	30/11/2023	64.40
EF164719	99997	Ali Asad	Refund - Swimming Cancel	30/11/2023	38.00
EF164720	99997	Dm And Km Wallis	Bird Bath Rebate	30/11/2023	24.75
EF164721	99997	St Jeromes Seniors	Subsidy For Bus Hire	30/11/2023	100.00
EF164722	99997	Sven Howorth	Bird Bath Rebate	30/11/2023	49.99
EF164723	99997	Fremantle Outrigger Canoe Club Lorne Adg	Sports Equipment Grant	30/11/2023	532.64
EF164724	99997	Cockburn Masters Swimming Club Nick Wyat	Sports Equipment Grant	30/11/2023	1,000.00
EF164725	99997	Courtney Wilbraham	Payment Of Compost Bin Rebate	30/11/2023	50.00
EF164726	99997	Lauren Parlet	Payment For Nappy And Sanitary Product	30/11/2023	50.00
EF164727	99997	Amy Joncour	Nappy And Sanitary Product Rebate	30/11/2023	50.00
EF164728	99997	Cheyenne Gratton	Nappy And Sanitary Product Rebate	30/11/2023	50.00
EF164729	99997	Kate Mckenzie	Nappy And Sanitary Product Rebate	30/11/2023	50.00
EF164730	99997	Cj Bartlett & Jae Schipkie	Waterwise Rebate - C Bartlett	30/11/2023	247.94



EF164731	99997	Krystal Pirovich-Bodel	Nappy And Sanitary Product Rebate	30/11/2023	50.00
EF164732	99997	Kirsty Molloy	Nappy And Sanitary Product Rebate	30/11/2023	50.00
EF164733	99997	Sebastian Williams	Waterwise Rebate - S Williams	30/11/2023	245.00
EF164734	99997	G & M Chapman	Nappy And Sanitary Product Rebate	30/11/2023	50.00
EF164735	99997	Kirsty Frayne	Nappy And Sanitary Product Rebate	30/11/2023	50.00
EF164736	99997	Coogee Beach Caravan Resort Social Club	Bus Hire - 19/10/2023	30/11/2023	100.00
EF164737	99997	Cockburn Prime Timers	Bus Hire - 2/10/2023	30/11/2023	100.00
EF164738	99997	Sara Alexandra Hall	Invoice Number 995	30/11/2023	400.00
EF164739	99997	K L Read	Nappy And Sanitary Product Rebate	30/11/2023	50.00
EF164740	99997	Marie Barton	Nappy And Sanitary Product Rebate	30/11/2023	50.00
EF164741	99997	Dm And Km Wallis	Nappy And Sanitary Product Rebate	30/11/2023	50.00
EF164742	99997	Bibra Lake Primary School	Invoice 25-23 - Bus Hire Contribution	30/11/2023	270.00
EF164743	99997	Sj & Kt Fenby	Nappy And Sanitary Product Rebate	30/11/2023	44.50
EF164744	99997	South Coogee Primary School	Invoice 8483 - Bus Hire Donation	30/11/2023	369.49
EF164745	99997	Jandakot Primary School	Invoice 6303 - Bus Hire Donation	30/11/2023	310.00
EF164746	99997	Winnie Cheong	Xover Rebates	30/11/2023	500.00
EF164747	99997	Mr D E King & Mrs W J King	Xover Rebates	30/11/2023	500.00
EF164748	99997	Nicholas Cha	Nappy And Sanitary Product Rebate	30/11/2023	100.00
EF164749	99997	Bibra Lake Primary School Council & Pare	Invoice 0000282 - Movie Night Sponsorshi	30/11/2023	1,195.00
EF164750	99997	Petrina Chin	Due To Slides Are Out Of Order	30/11/2023	310.00
EF164751	99997	Samantha Bell	Nappy/Sanitary Rebate - Samantha Bell	30/11/2023	50.00
EF164752	99997	Cristy Jane Burne	Invoice 2023 - 20/11/2023	30/11/2023	1,875.00
EF164753	99997	Stacey Taylor	Nappy And Sanitary Product Rebate	30/11/2023	50.00
EF164754	99997	Timothy Newlands	Habitat For Homes Bird Bath Rebate	30/11/2023	49.99
EF164755	99997	Liz Vuchocho	Employee Reimbursement	30/11/2023	716.50
EF164756	99997	Xuelin Li	Employee Reimbursement	30/11/2023	44.65
EF164757	99997	Stanley Parker	Senior Security Rebate	30/11/2023	500.00
EF164758	99997	Aaron Duncan	Senior Security Rebate	30/11/2023	200.00
EF164759	99997	Jeanty Zanazzi	Senior Security Rebate	30/11/2023	500.00
EF164760	99997	Peter Webb	Senior Security Rebate	30/11/2023	100.00
EF164761	99997	Laurence Evans	Senior's Security Rebate	30/11/2023	200.00
EF164762	99997	James Watson	Senior's Security Rebate	30/11/2023	200.00
EF164763	99997	Constantino Kennington	Senior's Security Rebate	30/11/2023	300.00
EF164764	99997	Glenis Kemp	Senior's Security Rebate	30/11/2023	300.00
EF164765	99997	Margaret Moir	Senior's Security Rebate	30/11/2023	100.00
EF164766	99997	Irma Ricci	Senior's Security Rebate	30/11/2023	300.00
EF164767	99997	Gordon Radaich	Senior's Security Rebate	30/11/2023	300.00
EF164768	99997	Sandra Chaney	Senior's Security Rebate	30/11/2023	140.00
EF164769	99997	Amy Della-Maddalena	Senior's Security Rebate	30/11/2023	500.00
EF164770	99997	Yvonne Haynes	Senior's Security Rebate	30/11/2023	500.00



EF164771	99997	Chloie Allbeury	Cctv Residentail Rebate	30/11/2023	500.00
EF164772	99997	Gustavo Betancur	Cctv Residentail Rebate	30/11/2023	500.00
EF164773	99997	Fu Chan	Cctv Residentail Rebate	30/11/2023	500.00
EF164774	99997	Stefanie Charpenay	Cctv Residentail Rebate	30/11/2023	500.00
EF164775	99997	Kerrie Collier	Cctv Residentail Rebate	30/11/2023	500.00
EF164776	99997	Conor Dullaghan	Cctv Residentail Rebate	30/11/2023	500.00
EF164777	99997	Vicki Farquharson	Cctv Residentail Rebate	30/11/2023	500.00
EF164778	99997	Stuart Grieve	Cctv Residentail Rebate	30/11/2023	500.00
EF164779	99997	Blake Henry	Cctv Residentail Rebate	30/11/2023	500.00
EF164780	99997	Sarah Jury	Cctv Residentail Rebate	30/11/2023	500.00
EF164781	99997	Chin Long Kok	Cctv Residentail Rebate	30/11/2023	500.00
EF164782	99997	Jessica Lundie	Cctv Residentail Rebate	30/11/2023	500.00
EF164783	99997	Bharat Niure	Cctv Residentail Rebate	30/11/2023	500.00
EF164784	99997	Stuart Pasley	Cctv Residentail Rebate	30/11/2023	500.00
EF164785	99997	Donna Richardson	Cctv Residentail Rebate	30/11/2023	500.00
EF164786	99997	Deepak Upreti	Cctv Residentail Rebate	30/11/2023	500.00
EF164787	99997	Matt Wright	Cctv Residentail Rebate	30/11/2023	500.00
EF164788	99997	Julie Roberts	Cctv Residentail Rebate	30/11/2023	500.00
EF164789	99997	Caitlin A Strnadica	Xover Rebate	30/11/2023	250.00
EF164790	99997	Spearwood Alternative School Parents & C	Spearwood Alternative School 40Th Annive	30/11/2023	5,000.00
EF164791	99997	Port School Inc	Rising Stars Youth Diversion Program	30/11/2023	1,430.00
EF164792	99997	Nr & Te Elliott	Advisor - Deputy Mayor	30/11/2023	300.00
EF164793	99997	Julia Christensen	Petty Cash Reimbursment - Parking	30/11/2023	9.00
EF164794	99997	Rafeena Boyle	Petty Cash Reimbursment - Parking	30/11/2023	11.44
EF164795	99997	Kirkwood Lara	Petty Cash Reimbursement - Catering	30/11/2023	110.45
EF164796	99997	Vj Hartill & Gf Maker	Petty C Ash 24.11.23	30/11/2023	188.48
EF164797	99997	Beth Oakley	Nappy And Sanitary Product Rebate	30/11/2023	50.00
EF164798	99997	Auspire Australia Day Council Of Wa	Community Grant-Civics And Citizenship W	30/11/2023	1,100.00
EF164799	99997	East Hamilton Hill Primary School P & C	Community Grant-Footbal Posts	30/11/2023	3,000.00
EF164800	99997	South Beach Community Group Inc	Community Grant-Summer Events	30/11/2023	6,785.00
EF164801	99997	City Of Cockburn Rsl Sub Branch	Community Grant-Purchase Of A Freezer	30/11/2023	850.00
EF164802	99997	Shariful Malik	Reimbursement Of Fees – Sharif Malik	30/11/2023	4,246.50
EF164803	99997	Janice Pittman	Art Class Held 14/10/2023	30/11/2023	650.00
EF164804	99997	Success Primary School	Invoice 034 - Reimbursement Of Bus Fare	30/11/2023	300.00
EF164805	99997	Coogee Community Garden Wa Inc	Cultural Grant	30/11/2023	4,950.00
EF164806	99997	Mararo Wangai	Cultural Grant	30/11/2023	5,000.00
EF164807	99997	Alan M Hancock	2 Hour Workshop - 'Migrant Stories'	30/11/2023	600.00
EF164808	99997	Channon Pain	Crossover Claim - C Pain	30/11/2023	500.00
EF164809	99997	Ginsu J Ninan	Crossover Claim - Ginsu J Ninan	30/11/2023	500.00
EF164810	11867	Kevin John Allen	Elected Member Sitting Fees & Allowances	30/11/2023	2,764.71



EF164811	12740	Logan Howlett	Elected Member Sitting Fees & Allowances	30/11/2023	11,901.26
EF164812	19059	Carol Reeve-Fowkes	Elected Member Sitting Fees & Allowances	30/11/2023	2,767.80
EF164813	25353	Philip Eva	Elected Member Sitting Fees & Allowances	30/11/2023	2,760.77
EF164814	27326	Michael Separovich	Elected Member Sitting Fees & Allowances	30/11/2023	2,752.03
EF164815	27327	Chontelle Stone	Monthly Elected Member Allowance	30/11/2023	4,716.88
EF164816	27871	Tom Widenbar	Elected Member Sitting Fees & Allowances	30/11/2023	2,711.19
EF164817	27872	Phoebe Corke	Elected Member Sitting Fees & Allowances	30/11/2023	2,779.86
EF164818	28238	Tarun Dewan	Elected Member Sitting Fees & Allowances	30/11/2023	2,817.10
EF164819	28717	Carol Lechun Zhang	Elected Member Sitting Fees & Allowances	30/11/2023	2,755.47
		TOTAL OF 963 EFT PAYMENTS			13,074,293.20
		LESS: CANCELLED EFT PAYMENTS			
EF163472	99997	Coc Grants, Donations & Refunds	Grants, Donations & Refunds	14/11/2023	-527.27
EF163511	99997	Coc Grants, Donations & Refunds	Grants, Donations & Refunds	3/11/2023	-400.00
EF164250	99996	Rates And Property Related Eft Refunds (Not Bonds)	Rates And Property Related Refunds	28/11/2023	-487.28
EF164270	99997	Coc Grants, Donations & Refunds	Grants, Donations & Refunds	28/11/2023	-200.00
		TOTAL CANCELLED EFT PAYMENT			-1,614.55
		TOTAL EFT PAYMENTS (EXCL. CANCELLED PAYMENTS)			13,072,678.65
		<u>ADD: BANK FEES</u>			
		BPAY BATCH FEE			17.64
		MERCHANT FEES COC			3406.92
		MERCHANT FEES MARINA			77.50
		MERCHANT FEES ARC			2,415.95
		MERCHANT FEES VARIOUS OUT CENTRES			1,329.04
		NATIONAL BPAY CHARGE			4,815.50
		RTGS/ACLR FEE			
		NAB TRANSACT FEE			141.30
		MERCHANDISE / OTHER FEES			
					12,203.85
		<u>ADD: CREDIT CARD PAYMENTS</u>			
					113364.59
					113364.59



<u>ADD: PAYROLL PAYMENTS</u>			
COC27/10/23 Pmt 000245071601 City of Cockburn		3/11/2023	3,364.85
COC30/10/23 Pmt 000245071780 City of Cockburn		3/11/2023	3,094.44
COC02/11/23 Pmt 000245326655 City of Cockburn		8/11/2023	8,840.90
COC05/11/23 Pmt 000245370781 City of Cockburn		8/11/2023	1,780,952.97
COC30/10/23 Pmt 000245325125 City of Cockburn		8/11/2023	2,993.24
COC09/11/23 Pmt 000245512577 City of Cockburn		9/11/2023	189.31
COC10/11/23 Pmt 000245525247 City of Cockburn		10/11/2023	2,043.26
COC10/11/23 Pmt 000245620045 City of Cockburn		10/11/2023	2,778.03
COC25/10/23 Pmt 000245767840 City of Cockburn		14/11/2023	1,505.51
COC16/11/23 Pmt 000246404204 City of Cockburn		22/11/2023	4,733.66
COC17/11/23 Pmt 000246405017 City of Cockburn		22/11/2023	3,888.48
COC19/11/23 Pmt 000246471140 City of Cockburn		22/11/2023	2,655,681.51
COC23/11/23 Pmt 000246591401 City of Cockburn		23/11/2023	1,028.42
COC06/11/23 Pmt 000246881355 City of Cockburn		28/11/2023	199.13
COC18/10/23 Pmt 000246881557 City of Cockburn		28/11/2023	32.82
COC28/11/23 Pmt 000246899635 City of Cockburn		28/11/2023	67.46
			4,471,393.99
TOTAL PAYMENTS MADE FOR THE MONTH			17,669,641.08



DECEMBER 2023 PAYMENT LISTING

MUNICIPAL FUND

PAYMENT No.	ACCOUNT No.	PAYEE	PAYMENT DESCRIPTION	DATE	VALUE \$
EF164820	10938	Mrp Pest Management	Pest & Weed Management	5/12/2023	34.93
EF164821	24748	Pearmans Electrical & Mechanical Services P/L	Electrical Services	5/12/2023	8,104.40
EF164822	26917	Cirrus Networks Pty Ltd	It Network & Telephony Services	5/12/2023	331.85
EF164823	26987	Cti Risk Management	Security - Cash Collection	5/12/2023	1,371.27
EF164824	27969	Perfect Gym Solutions	Software For Gym's	5/12/2023	64,449.00
EF164825	28695	Burnby, Amanda Jayne Absolute Care Therapy	Physiotherapy And Dementia Consultancy	5/12/2023	1,300.00
EF164826	10152	Aust Services Union	Payroll Deductions	11/12/2023	803.50
EF164827	10154	Australian Taxation Office	Payroll Deductions	11/12/2023	623,052.00
EF164828	10305	Child Support Agency	Payroll Deductions	11/12/2023	1,164.95
EF164829	10888	Lj Caterers	Catering Services	11/12/2023	6,727.05
EF164830	19726	Health Insurance Fund Of Wa	Payroll Deductions	11/12/2023	1,105.45
EF164831	27874	Smartsalary	Salary Packaging/Leasing Administration	11/12/2023	13,025.68
EF164832	28458	Easi Group	Novated Leasing	11/12/2023	8,325.45
EF164833	28741	The Local Government, Racing & Cemeteries Employees Union Wa Lgr	Union	11/12/2023	44.00
EF164834	10118	Australia Post	Postage Charges	12/12/2023	26,058.30
EF164835	10888	Lj Caterers	Catering Services	12/12/2023	726.00
EF164836	26535	Janetia Knapp	Purchase Of Artwork	12/12/2023	400.00
EF164837	26757	Incredible Creatures Mobile Farm	Bringing Animals To Shows For Public Int	12/12/2023	1,250.00
EF164838	26987	Cti Risk Management	Security - Cash Collection	12/12/2023	4,789.10
EF164839	27717	Moore Australia (Wa) Pty Ltd	Accounting Services	12/12/2023	14,355.00
EF164840	28196	Brightmark Group Pty Ltd	Cleaning Services	12/12/2023	5,633.82
EF164841	99997	Cummins South Pacific Pty Ltd	Invoice 7/12/2023 Account 550Serv	12/12/2023	27,087.01
EF164842	11806	Westrac Pty Ltd	Repairs/Mtnce - Earthmoving Equipment	13/12/2023	3,765.95
EF164843	26752	Mg Group Wa	Construction	15/12/2023	321,361.27
EF164844	99996	Paul Carter	Rates and Property relates EFT refunds	15/12/2023	625.00
EF164845	99996	Chad Kingston	Rates and Property relates EFT refunds	15/12/2023	56.65
EF164846	99996	Ecp Acquisitions 7 Pty Ltd	Rates and Property relates EFT refunds	15/12/2023	5,764.32
EF164847	99996	Abn Residential Wa Pty Ltd T/As Homebuye	Rates and Property relates EFT refunds	15/12/2023	674.63
EF164848	99996	Housing Authority	Rates and Property relates EFT refunds	15/12/2023	12,433.79
EF164849	99996	Abn Residential Wa Pty Ltd T/As Homebuye	Rates and Property relates EFT refunds	15/12/2023	742.46
EF164850	99996	Laprey Developments Pty Ltd	Rates and Property relates EFT refunds	15/12/2023	99.30
EF164851	99996	Great Aussie Patios	Rates and Property relates EFT refunds	15/12/2023	171.65
EF164852	99996	Autism Association Of Wa Inc	Rates and Property relates EFT refunds	15/12/2023	1,513.98
EF164853	99996	Advanced Patios	Rates and Property relates EFT refunds	15/12/2023	171.65

EF164854	99996	Autism Association Of Wa Inc	Rates and Property relates EFT refunds	15/12/2023	1,006.89
EF164855	99996	Jaymat Constructions Pty Ltd T/As Nxr Ho	Rates and Property relates EFT refunds	15/12/2023	1.00
EF164856	99996	Autism Association Of Wa Inc	Rates and Property relates EFT refunds	15/12/2023	1,006.79
EF164857	99996	Anna Maria De Gennaro	Rates and Property relates EFT refunds	15/12/2023	80.84
EF164858	99996	Nicholas T Overington	Rates and Property relates EFT refunds	15/12/2023	1,570.00
EF164859	99996	Marc A Mlachak	Rates and Property relates EFT refunds	15/12/2023	832.00
EF164860	99996	Jandakot Airport Holdings Pty Ltd	Rates and Property relates EFT refunds	15/12/2023	150,000.00
EF164861	99996	Revenuewa	Rates and Property relates EFT refunds	15/12/2023	207.50
EF164862	99996	Candice Haycock	Rates and Property relates EFT refunds	15/12/2023	30.00
EF164863	99996	Leesa Ann Quartermaine	Rates and Property relates EFT refunds	15/12/2023	75.00
EF164864	99996	Jami L Hill	Rates and Property relates EFT refunds	15/12/2023	434.00
EF164865	99996	Mate Dropulic	Rates and Property relates EFT refunds	15/12/2023	3,638.97
EF164866	99996	Jonathan Hills	Rates and Property relates EFT refunds	15/12/2023	2,073.20
EF164867	99996	Vost Property Group	Rates and Property relates EFT refunds	15/12/2023	423.00
EF164868	99996	Lj Hooker Southern Residential Wa	Rates and Property relates EFT refunds	15/12/2023	1,838.76
EF164869	99996	Prd Perth Real Estate	Rates and Property relates EFT refunds	15/12/2023	844.00
EF164870	99996	T Pirangi	Rates and Property relates EFT refunds	15/12/2023	2,197.37
EF164871	99996	Maria Clores	Rates and Property relates EFT refunds	15/12/2023	1,183.57
EF164872	99996	Michael Burridge	Rates and Property relates EFT refunds	15/12/2023	916.88
EF164873	99996	Shoreline Management Pty Ltd	Rates and Property relates EFT refunds	15/12/2023	1,709.61
EF164874	99996	Real Property Wa Pty Ltd	Rates and Property relates EFT refunds	15/12/2023	418.00
EF164875	99996	Noel Garth	Rates and Property relates EFT refunds	15/12/2023	120.74
EF164876	99996	Kristine Ann Marshall	Rates and Property relates EFT refunds	15/12/2023	1,500.00
EF164877	99996	Hazel Jean Brough	Rates and Property relates EFT refunds	15/12/2023	900.00
EF164878	99996	Katya Clark	Rates and Property relates EFT refunds	15/12/2023	424.00
EF164879	99996	Real Property Wa Pty Ltd	Rates and Property relates EFT refunds	15/12/2023	418.00
EF164880	99996	Factory Pools Perth	Rates and Property relates EFT refunds	15/12/2023	56.65
EF164881	99996	Anderson Construction Wa Pty Ltd	Rates and Property relates EFT refunds	15/12/2023	404.35
EF164882	99996	Main Roads Wa	Rates and Property relates EFT refunds	15/12/2023	412.61
EF164883	88888	Mr Ryan Graf	Bond refund	15/12/2023	10,000.00
EF164884	88888	LI Communities (Australia) Ltd	Bond refund	15/12/2023	18,541.73
EF164885	88888	Mr Mate Dropulic	Bond refund	15/12/2023	309,801.45
EF164886	88888	Nathan Dibb	Bond refund	15/12/2023	500.00
EF164887	88888	Maggie Zentner	Bond refund	15/12/2023	100.00
EF164888	88888	Beck Bogdan	Bond refund	15/12/2023	100.00
EF164889	88888	Papori Barua	Bond refund	15/12/2023	100.00
EF164890	88888	Carol Reeve-Fowkes	Bond refund	15/12/2023	100.00
EF164891	88888	Musa Sheriff	Bond refund	15/12/2023	100.00
EF164892	88888	Angela De Silva	Bond refund	15/12/2023	100.00
EF164893	88888	Phoebe Corke	Bond refund	15/12/2023	100.00



EF164894	88888	Lechun (Carol) Zhang	Bond refund	15/12/2023	100.00
EF164895	88888	Tom Widenbar	Bond refund	15/12/2023	100.00
EF164896	88888	Sundry Creditor Eft	Bond refund	15/12/2023	100.00
EF164897	99997	Family Day Care	Fdc Payment For Fn Ending 10/12/2023	14/12/2023	61,741.75
EF164898	10484	Department Of Mines, Industry Regulation And Safety	Building Services Levy	19/12/2023	40,174.30
EF164899	26987	Cti Risk Management	Security - Cash Collection	19/12/2023	2,574.16
EF164900	28576	Yangebup Boxing Club	Boxing Fitness/ Self Defence	19/12/2023	525.00
EF164901	10590	Department Of Fire And Emergency Services	Esl Levy & Related Costs	21/12/2023	5,929,926.90
EF164902	10058	Alsco Pty Ltd	Hygiene Services/Supplies	22/12/2023	289.42
EF164903	10091	Aslab Pty Ltd	Asphalting Services/Supplies	22/12/2023	5,127.10
EF164904	10184	Benara Nurseries	Plants	22/12/2023	2,422.15
EF164905	10207	Boc Gases	Gas Supplies	22/12/2023	1,002.77
EF164906	10221	Bp Australia Pty Ltd	Diesel/Petrol Supplies	22/12/2023	34,717.20
EF164907	10226	Bridgestone Australia Ltd	Tyre Services	22/12/2023	26,718.55
EF164908	10239	Budget Rent A Car - Perth	Motor Vehicle Hire	22/12/2023	2,445.87
EF164909	10244	Building & Const Industry Training Fund	Levy Payment	22/12/2023	85,723.05
EF164910	10246	Bunnings Building Supplies Pty Ltd	Hardware Supplies	22/12/2023	2,664.07
EF164911	10279	Castrol Australia Pty Ltd	Grease/Lubricants	22/12/2023	5,488.34
EF164912	10287	Centreline Markings	Linemarking Services	22/12/2023	1,265.00
EF164913	10325	City Of Fremantle	Contributions & Cost Sharing	22/12/2023	9,680.00
EF164914	10333	Cjd Equipment Pty Ltd	Hardware Supplies	22/12/2023	8,387.79
EF164915	10349	Cockburn Basketball Assoc Inc	Basketball	22/12/2023	1,430.00
EF164916	10352	Cockburn Crc	Grants & Donations	22/12/2023	1,441.00
EF164917	10354	Cockburn Community And Cultural Council	Poster Boards	22/12/2023	250.00
EF164918	10359	Cockburn Painting Service	Painting Supplies/Services	22/12/2023	19,484.30
EF164919	10384	Progility Pty Ltd	Communication Services	22/12/2023	8,613.00
EF164920	10483	Landgate	Mapping/Land Title Searches	22/12/2023	2,069.97
EF164921	10526	E & Mj Rosher Pty Ltd	Mower Equipment	22/12/2023	5,397.59
EF164922	10528	Easifleet	Vehicle Lease	22/12/2023	2,675.15
EF164923	10535	Workpower Incorporated	Employment Services - Planting	22/12/2023	22,905.78
EF164924	10589	Fines Enforcement Registry	Fines Enforcement Fees	22/12/2023	8,776.90
EF164925	10683	Gronbek Security	Locksmith Services	22/12/2023	15,744.38
EF164926	10708	Heavy Automatics Pty Ltd	Equipment Maintenance Services	22/12/2023	16,405.95
EF164927	10783	Jandakot Metal Industries Pty Ltd	Metal Supplies	22/12/2023	6,737.50
EF164928	10787	Jandakot Accident Repair Centre	Panel Beating Services	22/12/2023	1,000.00
EF164929	10827	Kelyn Training Services	Training Services	22/12/2023	1,400.00
EF164930	10879	Les Mills Aerobics	Instruction/Training Services	22/12/2023	3,298.18
EF164931	10888	Lj Caterers	Catering Services	22/12/2023	1,968.78
EF164932	10913	Bucher Municipal Pty Ltd	Purchase Of New Plant / Repair Services	22/12/2023	2,755.42
EF164933	10923	Major Motors Pty Ltd	Repairs/Maintenance Services	22/12/2023	1,250,870.88

EF164934	10938	Mrp Pest Management	Pest & Weed Management	22/12/2023	3,188.51
EF164935	10944	Mcleods	Legal Services	22/12/2023	14,279.05
EF164936	10968	Miniquip	Hiring Services	22/12/2023	15,400.00
EF164937	10991	Beacon Equipment	Mowing Equipment	22/12/2023	6,817.95
EF164938	11004	Murdoch University Office Of Finance, Planning & Reporting	Analysing Services	22/12/2023	528.00
EF164939	11028	Neverfail Springwater Ltd	Bottled Water Supplies	22/12/2023	268.34
EF164940	11036	Northlake Electrical Pty Ltd	Electrical Services	22/12/2023	135,421.40
EF164941	11077	P & G Body Builders Pty Ltd	Plant Body Building Services	22/12/2023	352.00
EF164942	11182	Premium Brake & Clutch Services Pty Ltd	Brake Services	22/12/2023	13,150.50
EF164943	11307	Satellite Security Services Pty Ltd	Security Services	22/12/2023	22,667.49
EF164944	11308	Boss Industrial Formally Sba Supplies	Hardware Supplies	22/12/2023	6,370.80
EF164945	11334	Shenton Pumps	Pool Equipment/Services	22/12/2023	7,273.70
EF164946	11425	Resource Recovery Group	Waste Disposal Gate Fees	22/12/2023	1,445.50
EF164947	11449	Spearwood Florist Ultimate Co Pty Ltd	Floral Arrangements	22/12/2023	125.00
EF164948	11470	Sportsworld Of Wa	Sport Supplies	22/12/2023	330.00
EF164949	11483	St John Ambulance Aust Wa Operations	First Aid Courses	22/12/2023	4,172.80
EF164950	11502	State Law Publisher	Advertising Services	22/12/2023	140.40
EF164951	11511	Statewide Bearings	Bearing Supplies	22/12/2023	137.28
EF164952	11619	Titan Ford	Purchase Of Vehicles & Servicing	22/12/2023	40,398.87
EF164953	11625	Nutrien Water	Reticulation Supplies	22/12/2023	12,289.81
EF164954	11651	Tree Watering Services	Tree Watering Services	22/12/2023	8,216.00
EF164955	11699	Vernon Design Group	Architectural Services	22/12/2023	1,575.00
EF164956	11701	Vibra Industrial Filtration Australasia	Filter Supplies	22/12/2023	1,706.76
EF164957	11722	Wa Hino Sales & Service	Purchase Of New Trucks / Maintenance	22/12/2023	2,010.77
EF164958	11749	Warren's Earthmoving Contractors	Earthmoving Services	22/12/2023	3,375.00
EF164959	11787	Department Of Transport	Vehicle Search Fees	22/12/2023	2,059.20
EF164960	11793	Western Irrigation Pty Ltd	Irrigation Services/Supplies	22/12/2023	61,741.08
EF164961	11795	Western Power	Street Lighting Installation & Service	22/12/2023	1,518,247.00
EF164962	11811	Rebound Wa Inc	Enabling Wa's disabled community	22/12/2023	550.00
EF164963	11828	Worldwide Online Printing - O'connor	Printing Services	22/12/2023	95.50
EF164964	11854	Zipform Pty Ltd	Printing Services	22/12/2023	6,917.17
EF164965	12018	O'connor Lawnmower & Chainsaw Centre	Mowing Equipment/Parts/Services	22/12/2023	849.00
EF164966	12153	Hays Personnel Services Pty Ltd	Employment Services	22/12/2023	11,619.38
EF164967	12295	Stewart & Heaton Clothing Co. Pty Ltd	Clothing Supplies	22/12/2023	3,620.89
EF164968	12394	Mp Rogers & Associates	Consultancy Services - Marine	22/12/2023	3,757.07
EF164969	12497	Trophy Choice	Trophy Supplies	22/12/2023	107.80
EF164970	12589	Australian Institute Of Management	Training Services	22/12/2023	1,161.00
EF164971	12672	Norman Disney & Young	Consultancy Services	22/12/2023	1,067.00
EF164972	12685	Trcb Taylor Robinson Unit Trust	Architectural Services	22/12/2023	2,772.00
EF164973	12713	Flower Station Wa	Flower Arrangement	22/12/2023	5,329.50



EF164974	12847	Our Community Pty Ltd	Subscription Renewals	22/12/2023	20,000.00
EF164975	13102	Michael Page International (Australia) Pty Ltd	Employment Services	22/12/2023	9,171.75
EF164976	13458	Metrocount	Traffic Survey Equipment	22/12/2023	14,652.00
EF164977	13779	Porter Consulting Engineers	Engineering Consultancy Services	22/12/2023	2,200.00
EF164978	13825	Jackson Mcdonald	Legal Services	22/12/2023	35,144.08
EF164979	13849	Mcmullen Nolan Group Pty Ltd	Surveying Services	22/12/2023	2,370.61
EF164980	14700	Kingman Visual	Signwriting/Signmaking	22/12/2023	3,416.30
EF164981	15393	Stratagreen	Hardware Supplies	22/12/2023	2,053.58
EF164982	15550	Apace Aid Inc	Plants & Landscaping Services	22/12/2023	1,020.00
EF164983	15588	Natural Area Consulting Management Services	Weed Spraying	22/12/2023	68,590.42
EF164984	15746	Western Australia Police Service	Police Clearances	22/12/2023	51.00
EF164985	15895	Royal Wolf Trading Australia Pty Ltd	Container Hire	22/12/2023	1,015.56
EF164986	16064	Cms Engineering	Airconditioning Services	22/12/2023	40,240.31
EF164987	16107	Wren Oil	Waste Disposal Services	22/12/2023	577.50
EF164988	16257	The Finishing Touch Gallery	Framing Services	22/12/2023	405.95
EF164989	16396	Mayday Rental	Road Construction Machine Hire	22/12/2023	49,289.90
EF164990	16510	Lloyd George Acoustics Pty Ltd	Consultancy Services - Acoustic	22/12/2023	2,244.00
EF164991	16653	Complete Portables Pty Ltd	Supply & Hire Of Modular Buildings	22/12/2023	1,490.44
EF164992	16985	Wa Premix	Concrete Supplies	22/12/2023	1,554.08
EF164993	17343	Rac Businesswise	Membership Subscription	22/12/2023	140.76
EF164994	17553	Altus Traffic Pty Ltd	Traffic Control Services	22/12/2023	1,182.50
EF164995	17555	Maia Financial	Equipment Lease Payments	22/12/2023	8,932.00
EF164996	17608	Nu-Trac Rural Contracting	Beach Cleaning/Firebreak Construction	22/12/2023	11,483.50
EF164997	18040	Constable Care Foundation	Educating Children And Young People By P	22/12/2023	4,381.30
EF164998	18073	Paramount Security Services	Security Services	22/12/2023	6,737.50
EF164999	18114	Bollig Design Group P/L	Architectural Services	22/12/2023	25,300.00
EF165000	18126	Dell Australia Pty Ltd	Computer Hardware	22/12/2023	12,578.81
EF165001	18203	Natsync Environmental	Pest Control	22/12/2023	3,297.64
EF165002	18272	Austraclear Limited	Investment Services	22/12/2023	965.15
EF165003	18286	Iw Projects Pty Ltd	Consultancy Services - Civil Engineering	22/12/2023	2,200.00
EF165004	18533	Friends Of The Community Inc.	Donation	22/12/2023	1,750.00
EF165005	18799	Down To Earth Training & Assessing	Training Services	22/12/2023	320.00
EF165006	18801	Fremantle Bin Hire	Bin Hire - Skip Bins	22/12/2023	880.00
EF165007	18962	Sealanes (1985) P/L	Catering Supplies	22/12/2023	2,288.67
EF165008	19107	Forever Shining Artforms Wa	Monument	22/12/2023	4,338.40
EF165009	19446	Envisionware Pty Ltd	Software	22/12/2023	7,480.00
EF165010	19460	Insight Enterprises Australia Pty Ltd	Hardware, Software, Technology Solutions	22/12/2023	27,219.72
EF165011	19533	Woolworths Group Ltd (Woolworths & Big W)	Groceries	22/12/2023	3,374.28
EF165012	19541	Turf Care Wa Pty Ltd	Turf Services	22/12/2023	520.36
EF165013	20000	Aust West Auto Electrical Pty Ltd	Auto Electrical Services	22/12/2023	21,429.75

EF165014	20146	Data#3 Limited	Contract It Personnel & Software	22/12/2023	16,686.56
EF165015	20321	Riverjet Pty Ltd	Educting-Cleaning Services	22/12/2023	19,296.20
EF165016	20885	Tactile Indicators Perth	Tactiles	22/12/2023	2,640.00
EF165017	21627	Manheim Pty Ltd	Impounded Vehicles	22/12/2023	2,288.00
EF165018	21665	Mmj Real Estate (Wa) Pty Ltd	Property Management Services	22/12/2023	23,500.25
EF165019	21672	Mega Music Australia Pty Ltd	Musical Instruments/Sound Equipment	22/12/2023	1,250.00
EF165020	21744	Jb Hi Fi - Commercial	Electronic Equipment	22/12/2023	3,823.91
EF165021	21794	Pracsys Management Systems Systems Edge Management Services	Market Research Services	22/12/2023	5,402.10
EF165022	21946	Ryan's Quality Meats	Meat Supplies	22/12/2023	2,639.35
EF165023	22106	Intelife Group	Services - Daip	22/12/2023	10,029.30
EF165024	22307	Creative Spaces	Graphic Design	22/12/2023	9,642.60
EF165025	22388	Carrington's Traffic Services	Traffic Management Services	22/12/2023	5,022.19
EF165026	22404	Cleverpatch Pty Ltd	Arts/Craft Supplies	22/12/2023	986.83
EF165027	22553	Brownes Food Operations	Catering Supplies	22/12/2023	1,230.78
EF165028	22569	Sonic Health Plus Pty Ltd	Medical Services	22/12/2023	5,725.10
EF165029	22613	Vicki Royans	Artistic Services	22/12/2023	600.00
EF165030	22639	Shatish Chauhan	Training Services - Yoga	22/12/2023	2,340.00
EF165031	22658	South East Regional Centre For Urban Landcare Inc (Sercul)	Urban Landcare Services	22/12/2023	4,763.00
EF165032	22806	Chevron Australia Downstream Fuels Pty Ltd	Fuel Supplies	22/12/2023	101,897.10
EF165033	22859	Top Of The Ladder	Gutter Cleaning Services	22/12/2023	7,458.00
EF165034	22903	Unique International Recoveries Llc	Debt Collectors	22/12/2023	409.60
EF165035	22913	Opal Australian Paper	Envelopes	22/12/2023	278.65
EF165036	23457	Totally Workwear Fremantle	Clothing - Uniforms	22/12/2023	9,369.33
EF165037	23579	Daimler Trucks Perth	Purchase Of New Truck	22/12/2023	199.18
EF165038	23600	Ironbark Sustainability	Consultancy Services - Environmental	22/12/2023	28,814.50
EF165039	23849	Construction Equipment Australia	Plant/Machinery Purchase & Maintenance	22/12/2023	8,075.32
EF165040	23971	Find Wise Location Services	Locating Services - Underground	22/12/2023	844.80
EF165041	24275	Truck Centre Wa Pty Ltd	Purchase Of New Truck	22/12/2023	5,509.04
EF165042	24298	Tanks For Hire	Equipment Hire	22/12/2023	660.00
EF165043	24506	Amaranti's Personal Training	Personal Training Services	22/12/2023	960.00
EF165044	24557	Aveling	Consultancy Services	22/12/2023	2,178.00
EF165045	24643	Bibliotheca Rfid Library Systems Australia Pty Ltd	Purchase Of Library Tags	22/12/2023	691.64
EF165046	24655	Automasters Spearwood	Vehicle Servicing	22/12/2023	4,126.60
EF165047	24736	Zenien	Cctv Camera Licences	22/12/2023	11,409.51
EF165048	24748	Pearmans Electrical & Mechanical Services P/L	Electrical Services	22/12/2023	19,331.10
EF165049	25121	Imagesource Digital Solutions	Billboards	22/12/2023	2,801.98
EF165050	25418	Cs Legal	Legal Services	22/12/2023	5,339.30
EF165051	25586	Envirovap Pty Ltd	Hire Of Leachate Units	22/12/2023	25,052.50
EF165052	25645	Yelakitj Moort Nyungar Association Inc	Welcome To The Country Performances	22/12/2023	400.00
EF165053	25731	Wheelie Clean	Cleaning Services	22/12/2023	5,142.50



EF165054	25771	Integral Development Associates Pty Ltd	Training Courses	22/12/2023	3,498.00
EF165055	25813	Lg Connect Pty Ltd	Erp Systems Development	22/12/2023	8,468.44
EF165056	25822	Fit2work.Com.Au Mercury Search And Selection Pty Ltd	Employee Check	22/12/2023	38.39
EF165057	26114	Grace Records Management	Records Management Services	22/12/2023	1,904.42
EF165058	26195	Play Check	Consulting Services	22/12/2023	1,155.00
EF165059	26257	Paperbark Technologies Pty Ltd	Arboricultural Consultancy Services	22/12/2023	2,184.00
EF165060	26303	Gecko Contracting Turf & Landscape Maintenance	Turf & Landscape Maintenance	22/12/2023	404,118.93
EF165061	26314	Cpe Group	Temporary Employment Services	22/12/2023	5,245.51
EF165062	26399	Paperscout The Trustee For Peters Morrison Family Trust	Graphic Design Services	22/12/2023	682.00
EF165063	26403	Ches Power Group Pty Ltd	Engineering Solutions / Back Up Generato	22/12/2023	1,441.00
EF165064	26423	Alpha Pest Animal Solutions Invasive Species Pty Ltd	Pest Control Services	22/12/2023	11,060.50
EF165065	26449	Eco Shark Barrier Pty Ltd	Leasing Fee For Shark Barrier	22/12/2023	10,509.00
EF165066	26462	Solarwinds Software Europe Limited	Oracle Licenses	22/12/2023	24,255.00
EF165067	26470	Scp Conservation	Fencing Services	22/12/2023	36,509.00
EF165068	26558	Healthcare Australia Pty Ltd	Temporary Employment Services	22/12/2023	348.27
EF165069	26574	Eva Bellydance	Entertainment - Belly Dancing	22/12/2023	225.00
EF165070	26576	Wizard Training Solutions	Training Services	22/12/2023	4,070.00
EF165071	26582	Road Specialist Australia	Hydraulic Repairs	22/12/2023	5,606.43
EF165072	26597	West Coast Shade Pty Ltd	Shade Structures	22/12/2023	35,365.00
EF165073	26618	Global Spill Control Pty Ltd	Road Safety Products	22/12/2023	3,685.88
EF165074	26623	Sigma Chemicals Cromag Pty Ltd (Sigma Chemicals)	Chemicals - Pool	22/12/2023	8,894.82
EF165075	26625	Andover Detailers	Car Detailing Services	22/12/2023	2,062.29
EF165076	26651	Faunatrack	Fauna Survey	22/12/2023	485.10
EF165077	26705	Creative Adm	Marketing Services	22/12/2023	40,150.00
EF165078	26709	Talis Consultants Pty Ltd	Waste Consultancy	22/12/2023	4,895.00
EF165079	26722	Jenelle Russo Studio	Entertainer And Teacher	22/12/2023	300.00
EF165080	26735	Shane McMaster Surveys	Survey Services	22/12/2023	6,325.00
EF165081	26739	Kerb Doctor	Kerb Maintenance	22/12/2023	21,378.58
EF165082	26754	Connect Call Centre Services	Call Centre Services	22/12/2023	4,831.70
EF165083	26779	Safemaster Safety Products Pty Ltd	Safety Products	22/12/2023	6,187.50
EF165084	26782	Soft Landing	Recycling Services	22/12/2023	12,456.40
EF165085	26807	Transair Two Way Radio	Equipment Repairs & Maintenance Services	22/12/2023	313.89
EF165086	26811	Romeri Motor Trimmers	Upholstery Repair	22/12/2023	352.00
EF165087	26812	Brooks Choice Removals	Removalists	22/12/2023	990.00
EF165088	26843	Ergolink	Ergonomic Office Furniture	22/12/2023	6,500.29
EF165089	26846	Visability Limited	Disabilbilty Services	22/12/2023	213.39
EF165090	26888	Media Engine	Graphic Design, Marketing, Video Product	22/12/2023	15,417.00
EF165091	26898	Spandex Asia Pacific Pty Ltd	Signage Supplier	22/12/2023	3,023.67
EF165092	26901	Alyka Pty Ltd	Digital Consultancy And Web Development	22/12/2023	1,430.00
EF165093	26915	Focused Vision Consulting Pty Ltd	Consulting	22/12/2023	21,734.90

EF165094	26929	Elan Energy Matrix Pty Ltd	Recycling Services	22/12/2023	1,827.83
EF165095	26940	Floorwest Pty Ltd	Floor Coverings	22/12/2023	2,970.00
EF165096	26946	Av Truck Services Pty Ltd	Truck Dealership	22/12/2023	970.05
EF165097	26964	South Metropolitan Tafe	Education	22/12/2023	2,000.00
EF165098	26985	Access Icon Pty Ltd	Drainage Products	22/12/2023	1,490.50
EF165099	26988	Bladon Wa Pty Ltd	Promotional Products	22/12/2023	7,573.50
EF165100	27002	Cockburn Party Hire	Hire Services	22/12/2023	3,284.50
EF165101	27010	Quantum Building Services Pty Ltd	Building Maintenance	22/12/2023	40,714.49
EF165102	27011	Baileys Marine Fuel Australia	Fuel	22/12/2023	103.53
EF165103	27015	Intelli Trac	Gps Tracking	22/12/2023	4,713.50
EF165104	27028	Technogym Australia Pty Ltd	Fitness Equipment	22/12/2023	17,744.40
EF165105	27031	Downer Edi Works Pty Ltd	Asphalt Services	22/12/2023	5,077.45
EF165106	27044	Graffiti Systems Australia	Graffiti Removal & Anti-Graffiti Coating	22/12/2023	24,043.14
EF165107	27046	Tfh Hire Services Pty Ltd	Hire Fencing	22/12/2023	2,999.69
EF165108	27054	Vocus Pty Ltd	Telecommunications	22/12/2023	14,267.08
EF165109	27059	Frontline Fire & Rescue Equipment	Manufacture-Fire Vehicles/Equipment	22/12/2023	965.34
EF165110	27065	Westbooks	Books	22/12/2023	2,764.99
EF165111	27078	Infocouncil Pty Ltd	Software	22/12/2023	3,888.50
EF165112	27082	Kulbardi Pty Ltd	Stationery Supplies	22/12/2023	3,890.84
EF165113	27098	Q2 (Q-Squared)	Digital Data Service	22/12/2023	3,960.00
EF165114	27154	Veolia Recycling & Recovery Pty Ltd	Waste Services	22/12/2023	118,878.15
EF165115	27155	Educated By Nature Pty Ltd	Education Services	22/12/2023	1,001.00
EF165116	27168	Nightlife Music Pty Ltd	Music Management	22/12/2023	465.53
EF165117	27177	Rentokil Initial Pty Ltd (Initial Hygiene)	Hygiene	22/12/2023	3,783.14
EF165118	27189	Healthstrong Pty Ltd	Home Care	22/12/2023	313.50
EF165119	27241	Landscape Elements	Landscaping Services	22/12/2023	60,870.52
EF165120	27246	Veale Auto Parts	Spare Parts Mechanical	22/12/2023	546.10
EF165121	27336	Srs Australia Pty Ltd	Pool Products	22/12/2023	3,647.05
EF165122	27348	Message Media	Telecommunications	22/12/2023	299.73
EF165123	27351	Programmed Property Services	Property Maintenance	22/12/2023	6,644.00
EF165124	27355	Playmaster	Playground Equipment	22/12/2023	63,937.50
EF165125	27366	The Henna Leaf	Artistic - Henna	22/12/2023	555.00
EF165126	27374	Southern Cross Cleaning	Commercial Cleaning	22/12/2023	6,091.01
EF165127	27377	Accidental Health And Safety - Perth	First Aid Supplies	22/12/2023	44.28
EF165128	27381	Fit For Life Exercise Physiology	Exercise Classes	22/12/2023	2,376.00
EF165129	27396	Ankeet Mehta Spearwood Newspaper Round Delivery	Newspaper Delivery	22/12/2023	444.15
EF165130	27401	Emprise Mobility	Mobility Equipment	22/12/2023	6,724.00
EF165131	27403	Freedom Fairies Pty Ltd	Amusement	22/12/2023	687.50
EF165132	27404	K2 Audiovisual Pty Ltd	Audio Visual Equipment	22/12/2023	377.30
EF165133	27405	Combat Clothing Australia P/L	Clothing - Protective	22/12/2023	6,230.00



EF165134	27423	Mechanical Project Services Pty Ltd	Airconditioning Services	22/12/2023	23,458.87
EF165135	27427	Home Chef	Cooking/Food Services	22/12/2023	278.63
EF165136	27437	Pb Reticulation & Maintenance Services Pty Ltd	Irrigation Services	22/12/2023	1,617.00
EF165137	27455	Site Protective Services	Cctv Parts	22/12/2023	91,998.85
EF165138	27463	Agile Dogs	Dog Training	22/12/2023	660.00
EF165139	27476	Merchandising Libraries Pty Ltd	Signage & Displays	22/12/2023	197.45
EF165140	27479	Vital Interpreting Personnel	Translating Services	22/12/2023	1,451.85
EF165141	27499	Hodge Collard Preston Architects	Architects	22/12/2023	5,742.00
EF165142	27507	Serco Facilities Management Pty Ltd	Cleaning Services	22/12/2023	124,042.71
EF165143	27510	Plastic Welding Wa	Welding Services	22/12/2023	550.00
EF165144	27534	Ralph Beattie Bosworth	Quantity Survey	22/12/2023	1,980.00
EF165145	27539	Jasmin Carpentry & Maintenance	Carpentry	22/12/2023	34,360.15
EF165146	27551	Incognito Catering	Catering Services	22/12/2023	1,170.40
EF165147	27566	Thuroona Services	Asbestos Removal	22/12/2023	1,089.00
EF165148	27575	Shred X Secure Destruction	Document Destruction	22/12/2023	110.66
EF165149	27579	Soco Studios	Photography Services	22/12/2023	825.00
EF165150	27587	New Ground Water Services Pty Ltd	Irrigation/Reticulation	22/12/2023	23,789.43
EF165151	27596	Allwest Plant Hire Australia Pty Ltd	Plant Hire And Civil Contracting	22/12/2023	42,282.44
EF165152	27622	Truegrade Medical Supplies	Medical Supplies	22/12/2023	2,964.27
EF165153	27631	Aquatic Services Wa Pty Ltd	Pool Equipment & Maintenance	22/12/2023	10,424.37
EF165154	27635	Mammoth Security	Security	22/12/2023	52.60
EF165155	27650	Datacom Systems (Au) Pty Ltd	It Sales, Consulting & Service	22/12/2023	26,584.32
EF165156	27657	Positive Balance Massage	Massage Therapy	22/12/2023	200.00
EF165157	27676	Blue Force Pty Ltd	Security Services	22/12/2023	108,821.49
EF165158	27684	Jani Murphy Pty Ltd	Training	22/12/2023	3,338.50
EF165159	27695	Qtm Pty Ltd	Traffic Management	22/12/2023	32,936.23
EF165160	27701	Perth Better Homes	Shade Sails	22/12/2023	81,504.62
EF165161	27702	Archae-Aus Pty Ltd	Consultancy - Cultural	22/12/2023	4,673.63
EF165162	27712	Perth Playground And Rubber Pty Ltd	Playground Softfall/Equipment	22/12/2023	30,822.00
EF165163	27720	Bj Systems	Security Services	22/12/2023	845.75
EF165164	27724	Active Xchange Pty Ltd	Data Analysis	22/12/2023	4,895.00
EF165165	27780	Big Sky Entertainment (Wa) Pty Ltd	Entertainment - Booking Agent	22/12/2023	8,470.00
EF165166	27797	City Lift Services Pty Ltd	Lift Maintenance	22/12/2023	1,364.00
EF165167	27803	Born To Sparkle	Entertainment	22/12/2023	1,176.00
EF165168	27804	Redfish Technologies	Audio Visual Systems	22/12/2023	4,785.00
EF165169	27809	Ra-One Pty Ltd	Software	22/12/2023	28,297.50
EF165170	27829	Smec Australia Pty Ltd	Consultancy - Engineering	22/12/2023	32,931.01
EF165171	27831	Butler And Brown	Event Management	22/12/2023	65,175.00
EF165172	27850	Dowsing Group Pty Ltd	Concreting Services	22/12/2023	290,459.42
EF165173	27855	Total Landscape Redevelopment Service Pty Ltd	Tree Watering	22/12/2023	60,445.00

EF165174	27856	My Flex Health International	Nursing Services	22/12/2023	1,248.00
EF165175	27865	Pritchard Francis Consulting Pty Ltd	Engineering Services	22/12/2023	880.00
EF165176	27886	Bbc Entertainment	Entertainment Agency	22/12/2023	7,062.00
EF165177	27894	Homecare Physiotherapy	Healthcare	22/12/2023	17,463.05
EF165178	27917	Go Doors Advanced Automation	Door Maintenance & Repair	22/12/2023	11,773.09
EF165179	27965	Stantec Australia Pty Ltd	Engineering Services	22/12/2023	8,882.50
EF165180	27969	Perfect Gym Solutions	Software For Gym's	22/12/2023	45,482.47
EF165181	27978	Frontline Safety Australia Pty Ltd	Clothing - Uniforms	22/12/2023	232.20
EF165182	27984	Sabrina Fenwick	Excercise Classes	22/12/2023	1,200.00
EF165183	27986	Daily Living Products	Mobility Equip	22/12/2023	57.00
EF165184	28003	Taylor Made Design	Graphic Design	22/12/2023	748.00
EF165185	28047	Mitchell Garlett	Ceremonial Services	22/12/2023	600.00
EF165186	28049	Copy Magic	Printing Services	22/12/2023	2,253.80
EF165187	28080	Yacht Grot 1985 Pty Ltd	Marine	22/12/2023	21.30
EF165188	28106	Centre For Accessibility Australia	Digital Accessibility	22/12/2023	275.00
EF165189	28136	Shore Water Marine Pty Ltd	Marine Repair & Maintenance Services	22/12/2023	31,242.75
EF165190	28156	Innovation Culture	Workshop	22/12/2023	968.00
EF165191	28162	Lift Equipt Pty Ltd	Forklift Hire, Sales & Services	22/12/2023	637.03
EF165192	28168	Sifting Sands	Sand Cleaning	22/12/2023	9,250.23
EF165193	28169	Nexacu	Excel Courses	22/12/2023	2,180.00
EF165194	28173	David Barr	Architectural Services	22/12/2023	545.45
EF165195	28181	Seaview Rentals	Aquarium Servicing	22/12/2023	98.00
EF165196	28184	Spearwood Veterinary Hospital	Veterinary Hospital	22/12/2023	513.50
EF165197	28191	Enviro Sweep	Sweeping Services	22/12/2023	13,133.52
EF165198	28196	Brightmark Group Pty Ltd	Cleaning Services	22/12/2023	15,031.10
EF165199	28197	Lite N Easy Pty Ltd	Food Supplies	22/12/2023	1,991.85
EF165200	28199	Acrobatch	Entertainment - Acrobat	22/12/2023	1,320.00
EF165201	28201	Select Fresh	Food Supplies	22/12/2023	580.59
EF165202	28206	Destination Perth	Marketing	22/12/2023	3,190.00
EF165203	28211	Nordic Fitness Equipment	Fitness Equipment	22/12/2023	3,569.00
EF165204	28214	Beyond Skateboarding	Skateboarding Clinics	22/12/2023	2,915.00
EF165205	28215	Complete Office Supplies Pty Ltd	Stationery	22/12/2023	619.25
EF165206	28218	Laminar Capital Pty Ltd	Financial Services	22/12/2023	1,452.00
EF165207	28228	Delta Roofing Pty Ltd	Roofing Services	22/12/2023	17,220.50
EF165208	28231	Typeset Pty Ltd	Editorial And Business Communications Se	22/12/2023	2,524.50
EF165209	28241	Swift Flow Pty Ltd	Plumbing	22/12/2023	22,824.39
EF165210	28246	Hendercare	Nursing Services	22/12/2023	7,827.92
EF165211	28247	Fremantle City Centre Podiatry	Consultancy - Heritage	22/12/2023	85.80
EF165212	28250	Midland Brick Pty Ltd	Bricks/Pavers	22/12/2023	297.00
EF165213	28253	Barry Emerald	Artist	22/12/2023	800.00

EF165214	28254	Cleantex Pty Ltd	Laundry Service	22/12/2023	1,005.73
EF165215	28258	Garden Care West	Gardening Services	22/12/2023	866.25
EF165216	28261	Hazed Services Pty Ltd	Safety - Roof	22/12/2023	5,021.50
EF165217	28263	Julia Kay Wallis	Historian	22/12/2023	342.50
EF165218	28264	Garden Organics	Organics Processing	22/12/2023	63,402.35
EF165219	28265	Tree Care Wa	Vegetation Maintenance Services	22/12/2023	164,663.42
EF165220	28270	Volunteer Home Support	Aged Care	22/12/2023	176.39
EF165221	28275	Farrington Dry Cleaners	Dry Cleaning	22/12/2023	215.00
EF165222	28277	Gesha Coffee Co	Coffee Supplies	22/12/2023	860.00
EF165223	28287	All Lines	Linemarking	22/12/2023	495.00
EF165224	28289	Grafton General Products	Mobility Equipment	22/12/2023	727.10
EF165225	28297	Techbrain	It Consultancy	22/12/2023	924.55
EF165226	28303	Miracle Recreation Equipment	Playground Equipment	22/12/2023	53,858.51
EF165227	28304	Moray & Agnew	Legal Services	22/12/2023	467.28
EF165228	28309	Kelete Theatre And Performing Arts Company	Performance/Arts/ Therapy	22/12/2023	330.00
EF165229	28313	Cannings Purple	Marketing	22/12/2023	13,695.00
EF165230	28318	Ati-Mirage	Training	22/12/2023	2,695.00
EF165231	28324	Yonga Solutions Pty Ltd	Printing Services	22/12/2023	211.75
EF165232	28329	Certex Lifting Pty Ltd	Lifting Equipment And Testing	22/12/2023	324.50
EF165233	28359	P&M Automotive Equipment	Hoist Servicing	22/12/2023	1,547.98
EF165234	28361	Indoor Gardens Pty Ltd	Hiring Indoor Plants	22/12/2023	765.60
EF165235	28371	Flexi Staff	Employment Services	22/12/2023	25,148.76
EF165236	28379	Umwelt (Australia) Pty Ltd	Eviromental Surveys	22/12/2023	1,608.75
EF165237	28381	Sandwai Pty Ltd	Software	22/12/2023	1,777.60
EF165238	28392	Mcs Civil Contracting	Engineering/Earthworks	22/12/2023	16,786.00
EF165239	28402	Stephen Doran Edyx; Bloomai	Workshops	22/12/2023	8,250.00
EF165240	28405	Cohesis Pty Ltd	Strategic Ict Consultancy	22/12/2023	6,160.00
EF165241	28406	Ricochet Circus And Entertainment Pty Ltd	Entertainment	22/12/2023	4,000.00
EF165242	28408	Rc Vegetation Services Pty Ltd	Mowing Services	22/12/2023	4,134.90
EF165243	28409	Sanpoint Pty Ltd (Ld Total)	Landscape Services	22/12/2023	30,133.02
EF165244	28410	Wa Temporary Fencing Supplies	Hire Fencing	22/12/2023	361.90
EF165245	28419	Adam Puffler	Scooter Events	22/12/2023	730.00
EF165246	28426	Power Paving Pty Ltd	Paving Services	22/12/2023	1,485.00
EF165247	28435	Tourism Council Western Australia	Tourism	22/12/2023	3,300.00
EF165248	28437	Building & Industrial Cleaning Services	Clenaing Services	22/12/2023	149,064.92
EF165249	28439	Gambara Pty Ltd	Watering Services	22/12/2023	6,520.80
EF165250	28448	Enchanted Stiltwalking	Roving Entertainment	22/12/2023	3,124.00
EF165251	28454	Aussie Natural Spring Water	Water Supplies	22/12/2023	574.57
EF165252	28461	Carealert	Entertainment	22/12/2023	6.49
EF165253	28462	Spacetoco Pty Ltd	Software	22/12/2023	2,145.00

EF165254	28463	Antree Dnh Pty Ltd	Gardening	22/12/2023	3,496.90
EF165255	28471	Telstra Limited	Telecommunications	22/12/2023	129.84
EF165256	28481	Ink Strategy Pty Ltd	Strategic Planning	22/12/2023	2,926.00
EF165257	28505	Maltia Caffè The Trustee For Caruana Family Trust	Cafe And Catering Services	22/12/2023	545.00
EF165258	28516	Classic Hire	Equipment Hire	22/12/2023	418.00
EF165259	28517	Robowash Pty Ltd	Automatic Cleaning System Manufacturer	22/12/2023	990.00
EF165260	28522	Bing Technologies Pty Ltd	Mailing Services	22/12/2023	242.72
EF165261	28525	Noma Pty Ltd	Architecture	22/12/2023	618.25
EF165262	28528	Annelise Safstrom	Urban Design and Planning Consultancy	22/12/2023	1,440.00
EF165263	28531	Little Miss Squeezebox	Músic And Entertainment	22/12/2023	2,000.00
EF165264	28534	Mrs Tania Holland	Teaching Craft	22/12/2023	900.00
EF165265	28540	Asana, Inc.	Productivity Software	22/12/2023	1,909.39
EF165266	28544	Forpark Australia 4Park Pty Ltd	Fitness Equipment	22/12/2023	86,625.00
EF165267	28546	Swan Event Hire	Event Hire	22/12/2023	1,825.00
EF165268	28547	Eco Faeries	Family Education And Entertainment	22/12/2023	750.00
EF165269	28569	Choiceone Pty Ltd	Recruitment Services	22/12/2023	43,143.30
EF165270	28579	Project M Group	Building Works, Repairs & Maintenance	22/12/2023	17,172.60
EF165271	28584	Ausco Modular Pty Ltd	Hire Services	22/12/2023	2,454.61
EF165272	28597	Minterellison	Professional Services	22/12/2023	875.16
EF165273	28598	Acor Consultants (Wa) Pty Limited	Engineering	22/12/2023	1,039.50
EF165274	28602	Purpose Driven Performance	Business Consulting	22/12/2023	5,024.25
EF165275	28618	Tunstall Healthcare	Medical Alarm Equipment & Monitoring	22/12/2023	352.00
EF165276	28621	Imprint Plastic	Printing	22/12/2023	488.40
EF165277	28627	White Oak Home Care Services	White Oak Home Care	22/12/2023	3,538.00
EF165278	28632	Total Connections Pty Ltd	Hose, Hydraulics & Fire Protection Servi	22/12/2023	21,982.86
EF165279	28633	West Star Bus Charters	Bus Charter Services	22/12/2023	1,432.00
EF165280	28645	360 Artist Logistics Pty Ltd	Events And Entertainment	22/12/2023	66,000.00
EF165281	28646	Cameo Rascale R.L Borromei & J.J Capener	Entertainment	22/12/2023	1,485.00
EF165282	28650	Flyte K.B Mead & T.J Mead (Flyte)	Entertainment - Band	22/12/2023	2,900.00
EF165283	28651	Moodjar Holdings Pty Ltd	Cultural Engagement	22/12/2023	1,379.13
EF165284	28652	Omnicom Media Group Australia Pty Ltd Omnicom Media Group Australi	Media And Advertising Services	22/12/2023	2,816.28
EF165285	28654	William Buck Buck, William Sri Peter	Photography Services	22/12/2023	1,190.00
EF165286	28656	The Event Mill Pty Ltd	Event Hire	22/12/2023	3,361.60
EF165287	28660	Perth Face Painter Free, Maneesha (Perth Face Painter)	Events - Entertainment	22/12/2023	200.00
EF165288	28666	Caravan & Tonic Beard, Keziah Lee	Events - Catering	22/12/2023	1,575.00
EF165289	28670	Ross Vegas	Art	22/12/2023	5,000.00
EF165290	28673	Uhg Trading Pty Ltd (Unicare Health)	Mobility And Home Care Products	22/12/2023	211.00
EF165291	28674	Recfishwest	Peak Body For Recreational Fishing	22/12/2023	300.00
EF165292	28679	Creditor Watch Pty Ltd	Credit Bureau	22/12/2023	660.00
EF165293	28687	Megavision	Event Business	22/12/2023	59,461.38



EF165294	28688	Duratec Australia	Engineering, Construction & Maintenance	22/12/2023	74,403.00
EF165295	28691	Kgo Enterprises Pty Ltd Perth Bouncy Castle Hire	Entertainment - Amusement & Inflatables	22/12/2023	2,194.50
EF165296	28695	Burnby, Amanda Jayne Absolute Care Therapy	Physiotherapy And Dementia Consultancy	22/12/2023	1,300.00
EF165297	28697	Chambers, Mary Archery2u	Archery Coaching	22/12/2023	440.00
EF165298	28698	Front Runner Avl Pty Ltd	Audio Visual Event Production, Hire & Sa	22/12/2023	1,555.68
EF165299	28700	Securitech Consultancy Solutions Pty Ltd Full Circle Partners Pty Ltd	It Recruitment And Consultancy Services	22/12/2023	9,539.07
EF165300	28701	The Trustee For Walker Street Trust Crowd Barriers Wa	Fencing	22/12/2023	2,147.31
EF165301	28702	D1 Store Pty Ltd	Drones And Accessories	22/12/2023	14,265.00
EF165302	28708	Ultimo Catering & Events Pty Ltd	Catering & Events	22/12/2023	26,061.20
EF165303	28709	Paatsch Consulting Pty Ltd	Consulting	22/12/2023	26,614.72
EF165304	28713	Ellenby Pty Ltd Ellenby Tree Farm Pty Ltd	Tree Farm	22/12/2023	692.49
EF165305	28718	The Trustee For A J Gilbert Family Trust Safepath Concrete Works	Concrete Path Lippage Grinding	22/12/2023	385.00
EF165306	28720	Instant Weight Pty Ltd Instant Weighing	Installation & Maintenance Services	22/12/2023	2,226.40
EF165307	28722	Wa Seabird Conservation Network Inc.	Seabird Conservation And Community Engag	22/12/2023	12,028.00
EF165308	28728	Australian Defence Apparel Pty Ltd Legear	Law Enforcement Gear	22/12/2023	846.75
EF165309	28733	Bellottie, Sarah Louise 2Lubly	Music Services	22/12/2023	850.00
EF165310	28739	D Lebkuecher & C.W Pelajic Lumin8 Events	Events	22/12/2023	4,540.00
EF165311	28740	The Trustee For The Carus Thompson Family Trust Carus Thompson Fa	Music	22/12/2023	1,595.00
EF165312	28744	Grasstrees Australia (Wa) Pty Ltd Grasstrees Australia	Nursery	22/12/2023	24,653.75
EF165313	28745	Kinnaird, Lance Digital Marketing Ninja	Marketing	22/12/2023	980.10
EF165314	28756	Rehbein Consulting Pty Ltd	Engineering Service	22/12/2023	2,640.00
EF165315	11794	Synergy	Electricity Usage/Supplies	22/12/2023	179,930.64
EF165316	28571	Perth Energy Pty Ltd	Energy Supply	22/12/2023	601.15
EF165317	10747	linet Limited	Internet Services	22/12/2023	1,009.88
EF165318	11758	Water Corp Utility Account Only - Please Refer To 11760 When Raising	Water Usage / Sundry Charges	22/12/2023	36,709.66
EF165319	28600	Buggybuddys	Advertising	22/12/2023	324.50
EF165320	99997	Xuelin Li	Employee Reimbursment	22/12/2023	44.65
EF165321	99997	Jeanty Zanazzi	Senior Security Rebate	22/12/2023	500.00
EF165322	99997	Louisa Liland	Bird Bath Rebate - L Liland	22/12/2023	22.99
EF165323	99997	Lucy A Atkinson	Bird Bath Rebate - L Atkinson	22/12/2023	49.99
EF165324	99997	Trevor Beamish	Bird Bath Rebate - T Beamish	22/12/2023	47.50
EF165325	99997	Ian Thomas	Invoice 004 - Entertainment By Indiana	22/12/2023	800.00
EF165326	99997	Anna & Jonathan Cannon	Bird Bath Rebate - A & J Cannon	22/12/2023	50.00
EF165327	99997	Jessica L Openshaw	Bird Bath Rebate - J Openshaw	22/12/2023	50.00
EF165328	99997	Rafeena Boyle	Petty Cash Reimbursement - R Boyle	22/12/2023	8.18
EF165329	99997	Beier Cj / Ma	Petty Cash Reimbursements	22/12/2023	165.77
EF165330	99997	Rhys Wood	International Day For People With Disabi	22/12/2023	200.00
EF165331	99997	Bibra Lake Residents Association	Small Events Sponsorship	22/12/2023	1,840.00
EF165332	99997	K J Paull Atf A Gordon	Idpwd Performance	22/12/2023	200.00
EF165333	99997	Liz Vuchocho	Employee Reimbursement	22/12/2023	121.97

EF165334	99997	Janaya Meneghini	Jandakot Bushfire Brigade	22/12/2023	2,112.00
EF165335	99997	Vj Hartill & GI Maker	Environmental Education Programs	22/12/2023	240.28
EF165336	99997	Cara Bourne	Refund - Waterslide Party Cancellation	22/12/2023	545.00
EF165337	99997	Deanna Naprelac	Crossover Claim	22/12/2023	500.00
EF165338	99997	Hoani Joseph Houppapa	Crossover Claim	22/12/2023	500.00
EF165339	99997	Alfred Roy	Coogee Christmas On The Coast	22/12/2023	190.00
EF165340	99997	Spearwood Primary School	Room Hire Spearwood Progress Association	22/12/2023	264.00
EF165341	99997	Cockburn State Emergency Service Unit (I	Lggs Reimbursement	22/12/2023	4,681.95
EF165342	99997	Rafeena Boyle	Employee Reimbursement	22/12/2023	81.50
EF165343	99997	Adam Peck	Employee Reimbursement	22/12/2023	77.80
EF165344	99997	A Peck And A Warne	Employee Reimbursement	22/12/2023	105.02
EF165345	99997	Spearwood Primary School	Invoice 4126 - 7/12/2023	22/12/2023	310.00
EF165346	99997	The Maritime Archaeological Association	Invoice 222 - 6/12/2023	22/12/2023	150.00
EF165347	99997	Tristan Nardi	Cpa Membership Fee Invcpaa.Inv000045868	22/12/2023	188.00
EF165348	99997	Justin And Tanya Wylie	Bird Bath Rebate - Tanya Wylie	22/12/2023	50.00
EF165349	99997	Sandra & Yani Wessley	Invoice Coc251123	22/12/2023	160.00
EF165350	99997	Proud Entertainment Group	Invoice Inv-1607	22/12/2023	1,650.00
EF165351	99997	Lakshmi R Kanchi	Poetry Workshop	22/12/2023	480.00
EF165352	99997	Janet Howe	Senior Security Rebate	22/12/2023	300.00
EF165353	99997	Ian Hamilton	Senior Security Rebate	22/12/2023	100.00
EF165354	99997	Angela Colica	Senior Security Rebate	22/12/2023	300.00
EF165355	99997	Valerie Mcinotsh	Senior's Security Rebate	22/12/2023	300.00
EF165356	99997	Philip Taylor	Senior's Security Rebate	22/12/2023	300.00
EF165357	99997	Glenys Butterfield	Senior's Security Rebate	22/12/2023	100.00
EF165358	99997	Barbara Read	Senior's Security Rebate	22/12/2023	200.00
EF165359	99997	Patricia Macey	Senior's Security Rebate	22/12/2023	100.00
EF165360	99997	Tony Favazzo	Senior's Security Rebate	22/12/2023	100.00
EF165361	99997	Bruno Palezza	Senior Security Rebate	22/12/2023	200.00
EF165362	99997	Catherine Collini	Senior Security Rebate	22/12/2023	300.00
EF165363	99997	Christopher Buswell	Senior Security Rebate	22/12/2023	100.00
EF165364	99997	Ian Mais	Senior Security Rebate	22/12/2023	100.00
EF165365	99997	Michael Miller	Senior Security Rebate	22/12/2023	200.00
EF165366	99997	Robert John King	Senior Security Rebate	22/12/2023	200.00
EF165367	99997	Stephen Brennan	Senior Security Rebate	22/12/2023	200.00
EF165368	99997	Altus Traffic	Victoria Hardy - Invoice Paid Twice	22/12/2023	413.60
EF165369	99997	Marc Lane	Christsmas On The Coast	22/12/2023	660.00
EF165370	99997	Roberta Bunce	Volunteer Reimbursement	22/12/2023	53.04
EF165371	99997	Tyler John Forbes	Crossover Claim	22/12/2023	500.00
EF165372	99997	South Coogee Volunteer Bushfire Brigade	Community Grant-Fire Mitigation Equipmen	22/12/2023	3,000.00
EF165373	99997	David Whish-Wilson & Belinda Rowe	Place Workshop	22/12/2023	1,500.00



EF165374	99997	Vj Hartill & GI Maker	Petty Cash Reimbursement	22/12/2023	47.98
EF165375	99997	Vj Hartill & GI Maker	Petty Cash 11/12/23	22/12/2023	270.86
EF165376	99997	Janet Laurice Vlyminck	Bird Bath Rebate	22/12/2023	47.50
EF165377	99997	Nigel And Ruth Goodman	Compost Bin Rebate	22/12/2023	24.75
EF165378	99997	Ds Merritt	Bird Bath Rebate	22/12/2023	50.00
EF165379	99997	Gideon Danny Santoso	Cpa Membership Reimbursement	22/12/2023	418.50
EF165380	99997	Mirco Bortolozzo	Invoice 6754	22/12/2023	3,520.00
EF165381	99997	Vj Hartill & GI Maker	Reimbursement For Ute Tray Cover	22/12/2023	84.99
EF165382	99997	Mira Podrascanin	Community Grants-International Folklore	22/12/2023	2,435.00
EF165383	99997	Grace Gardner	Employee Reimbursement	22/12/2023	12.30
EF165384	99997	Servau Offcl. Departmental Recpts&Pymt	Doc Number: 180150233	22/12/2023	222.75
EF165385	99997	Alen Jakovcevic	Cctv Residentail Rebate	22/12/2023	500.00
EF165386	99997	Anne Colliver	Cctv Residentail Rebate	22/12/2023	500.00
EF165387	99997	Bahrudin Smajlovic	Cctv Residentail Rebate	22/12/2023	500.00
EF165388	99997	Behram Cooper	Cctv Residentail Rebate	22/12/2023	500.00
EF165389	99997	Gretta Little	Cctv Residentail Rebate	22/12/2023	500.00
EF165390	99997	Jascinda Ripper	Cctv Residentail Rebate	22/12/2023	500.00
EF165391	99997	Jessica Birrell	Cctv Residentail Rebate	22/12/2023	500.00
EF165392	99997	John Donohoe	Cctv Residentail Rebate	22/12/2023	500.00
EF165393	99997	Joshua Brearley	Cctv Residentail Rebate	22/12/2023	500.00
EF165394	99997	Joyce Gadalon	Cctv Residentail Rebate	22/12/2023	500.00
EF165395	99997	Lisa Mills	Cctv Residentail Rebate	22/12/2023	500.00
EF165396	99997	Pratheesh Arridhas	Cctv Residentail Rebate	22/12/2023	500.00
EF165397	99997	Rachel Wilmore	Cctv Residentail Rebate	22/12/2023	500.00
EF165398	99997	Rowena Cheng	Cctv Residentail Rebate	22/12/2023	500.00
EF165399	99997	Simone Buroni	Cctv Residentail Rebate	22/12/2023	500.00
EF165400	99997	Jaden Felipe	Incorrectly Charged By Arc	22/12/2023	150.00
EF165401	99997	Fernanda Fauzi	Arc Customer Refund	22/12/2023	75.00
EF165402	99997	Daniele Trainer	Arc Customer Refund	22/12/2023	75.00
EF165403	99997	Megan Kennedy	Bird Bath Rebate	22/12/2023	19.99
EF165404	99997	The Garden Party Company	Invoice 1778	22/12/2023	523.00
EF165405	99997	Southern Cross Village Seniors	Bus Hire	22/12/2023	200.00
EF165406	99997	Carmen Chua	Junior Sport Travel Assistance Grant	22/12/2023	400.00
EF165407	99997	Tayla Woolfenden	Junior Sport Travel Assistance Grant	22/12/2023	400.00
EF165408	99997	Taylah Hughes	Junior Sport Travel Assistance Grant	22/12/2023	400.00
EF165409	99997	Brandan Parry	Junior Sport Travel Assistance Grant	22/12/2023	400.00
EF165410	99997	Noah Forrest	Junior Sport Travel Assistance Grant	22/12/2023	400.00
EF165411	99997	Lilly-Mae Mcgrath	Junior Sport Travel Assistance Grant	22/12/2023	400.00
EF165412	99997	Petbarn	Invoice Rsi00007651	22/12/2023	528.00
EF165413	99997	Anne Luobikis	Origami Christmas Tree Cards	22/12/2023	450.00



EF165414	99997	Tanya Wasley	Employee Reimbursement	22/12/2023	1,555.50
EF165415	99997	Rebecca Markham	Employee Reimbursement	22/12/2023	1,037.00
EF165416	11867	Kevin John Allen	Elected Member Sitting Fees & Allowances	22/12/2023	2,764.71
EF165417	12740	Logan Howlett	Elected Member Sitting Fees & Allowances	22/12/2023	11,901.26
EF165418	19059	Carol Reeve-Fowkes	Elected Member Sitting Fees & Allowances	22/12/2023	2,781.88
EF165419	25353	Philip Eva	Elected Member Sitting Fees & Allowances	22/12/2023	2,751.37
EF165420	27326	Michael Separovich	Elected Member Sitting Fees & Allowances	22/12/2023	2,755.61
EF165421	27327	Chontelle Stone	Monthly Elected Member Allowance	22/12/2023	4,725.14
EF165422	27871	Tom Widenbar	Elected Member Sitting Fees & Allowances	22/12/2023	6,763.65
EF165423	27872	Phoebe Corke	Elected Member Sitting Fees & Allowances	22/12/2023	3,094.75
EF165424	28238	Tarun Dewan	Elected Member Sitting Fees & Allowances	22/12/2023	2,799.49
EF165425	28717	Carol Lechun Zhang	Elected Member Sitting Fees & Allowances	22/12/2023	2,781.88
EF165431	27492	Superchoice Services Pty Limited	Payroll Deductions	21/12/2023	967,363.49
EF165432	99997	Family Day Care	Fdc Payment W/E 17/12/2023	21/12/2023	30,088.90
EF165433	10152	Aust Services Union	Payroll Deductions	22/12/2023	777.00
EF165434	10154	Australian Taxation Office	Payroll Deductions	22/12/2023	650,635.00
EF165435	10305	Child Support Agency	Payroll Deductions	22/12/2023	1,126.24
EF165436	19726	Health Insurance Fund Of Wa	Payroll Deductions	22/12/2023	1,105.45
EF165437	27874	Smartsalary	Salary Packaging/Leasing Administration	22/12/2023	13,933.65
EF165438	28458	Easi Group	Novated Leasing	22/12/2023	8,325.45
EF165439	28741	The Local Government, Racing & Cemeteries Employees Union Wa Lgr	Union	22/12/2023	44.00
EF165441	28729	Foo, Raymond Jiong Ray Foo Productions	Music Performances/Recording	22/12/2023	1,600.00
EF165440,					
EF165430,					
EF165429,					
EF165428,					
EF165427,					
EF165426.	99997	As per confidential attachment	Confidential	22/12/2023	1,453,307.47
TOTAL OF 622 EFT PAYMENTS					19,066,110.55
LESS: CANCELLED EFT PAYMENTS					
EF163532	10354	Cockburn Community And Cultural Council	Poster Boards	7/12/2023	-250.00
EF164434	13873	Cockburn Ses	Traffic Management Services	22/12/2023	-1,325.00



EF164704	88888	Sundry Creditor Eft	Refund	22/12/2023	-100.00
EF164756	99997	Coc Grants, Donations & Refunds	Grants, Donations & Refunds	6/12/2023	-44.65
EF164759	99997	Coc Grants, Donations & Refunds	Grants, Donations & Refunds	6/12/2023	-500.00
EF164825	28695	Burnby, Amanda Jayne Absolute Care Therapy	Physiotherapy And Dementia Consultancy	12/12/2023	-1,300.00
EF164896	88888	Sundry Creditor Eft	Refund	19/12/2023	-100.00
TOTAL CANCELLED EFT PAYMENT					-3,619.65
TOTAL EFT PAYMENTS (EXCL. CANCELLED PAYMENTS)					19,062,490.90
<u>ADD: BANK FEES</u>					
BPAY BATCH FEE					
MERCHANT FEES COC					2081.9
MERCHANT FEES MARINA					154.00
MERCHANT FEES ARC					1,906.19
MERCHANT FEES VARIOUS OUT CENTRES					1,199.21
NATIONAL BPAY CHARGE					2,988.00
RTGS/ACLR FEE					
NAB TRANSACT FEE					224.70
MERCHANDISE / OTHER FEES					
					8,554.00
<u>ADD: CREDIT CARD PAYMENTS</u>					
					111,460.86
					111460.86
<u>ADD: PAYROLL PAYMENTS</u>					
COC01/12/23 Pmt 000247615754 City of Cockburn					4,950.26
COC03/12/23 Pmt 000247640923 City of Cockburn					1,901,682.76
COC07/12/23 Pmt 000247749843 City of Cockburn					2,180.50
COC08/12/23 Pmt 000247857293 City of Cockburn					2,400.14
COC06/12/23 Pmt 000248261677 City of Cockburn					4,793.83
COC07/12/23 Pmt 000248265006 City of Cockburn					12,576.16
COC08/12/23 Pmt 000248263069 City of Cockburn					24,877.13
COC11/12/23 Pmt 000248264025 CoC Municipal Ac					12,197.70
COC11/12/23 Pmt 000248518582 City of Cockburn					11,332.16
COC14/12/23 Pmt 000248733280 City of Cockburn					871.72
COC17/12/23 Pmt 000248735036 City of Cockburn					1,806.00



COC17/12/23 Pmt 000248804481 City of Cockburn			1,899,929.16
COC19/12/23 Pmt 000248945884 City of Cockburn			7,860.07
COC21/12/23 Pmt 000249013471 City of Cockburn			420.51
COC22/12/23 Pmt 000249125093 City of Cockburn			500.81
			3,888,378.91
TOTAL PAYMENTS MADE FOR THE MONTH			23,070,884.67



City of Cockburn

Credit Card Transactions Report

Transactions Post Date Between 29-Sep-2023 and 27-Oct-2023

Reference	Date	Service Provider	Card Liability	Description
-----------	------	------------------	----------------	-------------

Collection Development Librarian **32.00**

CC89331	2/1/223	ANNUAL FEE	32.00	Annual Fee
---------	---------	------------	-------	------------

Acting CFO **4,020.49**

CC87134	2/10/2023	ANNUAL FEE	32.00	Annual Fee
CC86873	3/10/2023	INTNL TRANSACTION FEE	97.28	Subscriptions and Memberships
CC86920	3/10/2023	LUCKYORANGE.COM	3,891.21	Subscriptions and Memberships

Acting Manager Of Dvelopment Services **767.00**

CC87160	2/10/2023	ANNUAL FEE	32.00	Annual Fee
CC87175	10/10/2023	DMN/FLIGHTCLUBFREMANTL	480.00	Events and Functions
CC87004	25/10/2023	LGPA	255.00	Conferences and Seminars

Acting Manager Public Health and Buildin **32.00**

CC87200	2/10/2023	ANNUAL FEE	32.00	Annual Fee
---------	-----------	------------	-------	------------

Adult Services Coordinator **330.41**

CC87338	29/09/2023	WOOLWORTHS 4367	15.50	Meeting/Workshop Catering
CC87111	2/10/2023	ANNUAL FEE	32.00	Annual Fee
CC87286	2/10/2023	FARMER JACKS SPEARWO	3.69	Meeting/Workshop Catering
CC86973	13/10/2023	WOOLWORTHS 4367	14.00	Meeting/Workshop Catering
CC87340	18/10/2023	BIG W 0455	51.00	Supplies and Materials Purchases
CC87362	18/10/2023	BIG W 0455	99.00	Supplies and Materials Purchases
CC87363	18/10/2023	BIG W 0455	80.00	Supplies and Materials Purchases
CC87174	23/10/2023	FARMER JACKS SPEARWO	16.23	Meeting/Workshop Catering
CC86877	27/10/2023	FARMER JACKS SPEARWO	18.99	Meeting/Workshop Catering

Art and Culture Coordinator **1,678.70**

CC87213	2/10/2023	ANNUAL FEE	32.00	Annual Fee
CC86876	3/10/2023	COMMUNITY ARTS NETWORK	100.00	Training & Professional Development

KWONG



CC86882	3/10/2023	COMMUNITY ARTS NETWORK	100.00	Training & Professional Development
CC86885	3/10/2023	COMMUNITY ARTS NETWORK	100.00	Training & Professional Development
CC86892	3/10/2023	COMMUNITY ARTS NETWORK	100.00	Training & Professional Development
CC87118	11/10/2023	DREAMTIME KULLILLA-ART	180.00	Supplies and Materials Purchases
CC87186	20/10/2023	MYO*Klik Media	934.25	Supplies and Materials Purchases
CC87139	23/10/2023	SPOTLIGHT 104	42.50	Supplies and Materials Purchases
CC87031	25/10/2023	BUNNINGS 303000	89.95	Supplies and Materials Purchases

Branch Manager - Spearwood 32.00

CC87114	2/10/2023	ANNUAL FEE	32.00	Annual Fee
---------	-----------	------------	-------	------------

Branch Support Librarian 868.12

CC87295	29/09/2023	NEWS LIMITED	72.00	Supplies and Materials Purchases
CC87050	2/10/2023	ANNUAL FEE	32.00	Annual Fee
CC87116	11/10/2023	Booktopia Pty Ltd	235.52	Supplies and Materials Purchases
CC86850	16/10/2023	KMART	-10.00	Events and Functions
CC86864	16/10/2023	BIGW ONLINE	28.70	Events and Functions
CC86872	16/10/2023	KMART	-18.00	Events and Functions
CC86878	16/10/2023	SPOTLIGHT PTY LTD	33.60	Events and Functions
CC86884	16/10/2023	KMART	78.00	Events and Functions
CC86823	17/10/2023	Games World Cockburn	36.99	Events and Functions
CC86788	18/10/2023	FAIRFAX SUBSCRIPTIONS	99.00	Subscriptions and Memberships
CC87117	23/10/2023	OFFICEWORKS	41.89	Supplies and Materials Purchases
CC86985	25/10/2023	WOOLWORTHS 4394	36.45	Events and Functions
CC87007	25/10/2023	BIG W 0444	75.00	Supplies and Materials Purchases
CC87013	25/10/2023	Games World Cockburn	79.98	Events and Functions
CC86950	26/10/2023	JB HI FI COCKBURN	35.96	Events and Functions
CC86958	26/10/2023	M & M MASCOT RETAIL	11.03	Equipment Purchases

Chief of Built and Natural Environment 952.00

CC87329	29/09/2023	EB *The Power Panel GI	175.00	Conferences and Seminars
CC87107	2/10/2023	ANNUAL FEE	32.00	Annual Fee
CC86799	17/10/2023	CROWN PERTH PARKING	20.00	Parking Expenses
CC86802	17/10/2023	COMPANY DIRECTOR	660.00	Subscriptions and Memberships
CC87028	25/10/2023	LGPA	65.00	Conferences and Seminars

Chief of Community Services 282.44

KWONG



CC86984	2/10/2023	ANNUAL FEE	32.00	Annual Fee
CC87238	2/10/2023	NEWS LIMITED	40.00	Subscriptions and Memberships
CC87345	5/10/2023	SPACETOCO VENUE HIRE	42.50	Training & Professional Development
CC87355	5/10/2023	SPACETOCO VENUE HIRE	46.75	Training & Professional Development
CC87223	9/10/2023	WANEWSDTI	37.19	Subscriptions and Memberships
CC87229	9/10/2023	WANEWSDTI	84.00	Subscriptions and Memberships

Chief Operations Officer

5,937.90

CC87048	2/10/2023	ANNUAL FEE	32.00	Annual Fee
CC86906	3/10/2023	MY DELICIOUS CK & D P	180.00	Meeting/Workshop Catering
CC87067	11/10/2023	TOWN OF VICTORIA PARK	1.72	Parking Expenses
CC87081	11/10/2023	INTNL TRANSACTION FEE	87.30	Bank and Other Fees
CC87086	11/10/2023	SQ *NATIONAL AUDUBON S	3,492.06	Equipment Purchases
CC87092	11/10/2023	WANEWSDTI	28.00	Subscriptions and Memberships
CC86844	16/10/2023	CPP CONVENTION CENTRE	13.12	Parking Expenses
CC87260	19/10/2023	AQUARIUS TECHNOLOGIES	330.00	Subscriptions and Memberships
CC87180	20/10/2023	PROPERTY COUNCIL OF AU	720.00	Training & Professional Development
CC87201	20/10/2023	DIRECTCOMMSUPPLIES	548.80	Supplies and Materials Purchases
CC87225	20/10/2023	SPORTS TURF ASSC. WA	504.90	Training & Professional Development

Child Care Services Manager

859.80

CC87015	2/10/2023	ANNUAL FEE	32.00	Annual Fee
CC86810	4/10/2023	WILSON PARKING AUSTRAL	22.20	Parking Expenses
CC87333	5/10/2023	MYO*Harmony Kids	805.60	Subscriptions and Memberships

Children's Development Officer

983.64

CC87009	2/10/2023	ANNUAL FEE	32.00	Annual Fee
CC87255	9/10/2023	Flip Out Bibra Lake	150.00	Hire of Equipment and Facilities
CC87164	10/10/2023	BIG W 0455	5.00	Supplies and Materials Purchases
CC87190	10/10/2023	WOOLWORTHS 4367	52.78	Meeting/Workshop Catering
CC86893	16/10/2023	SPACETOCO VENUE HIRE	171.00	Hire of Equipment and Facilities
CC87275	19/10/2023	SQ *RAINBOW SUTRA	330.00	Professional Services
CC86789	27/10/2023	EDUCATIONAL ART	242.86	Supplies and Materials Purchases

Citizenship and Civic Services Supervisor

869.24

CC87149	2/10/2023	ANNUAL FEE	32.00	Annual Fee
CC86862	4/10/2023	OFFICEWORKS 0616	29.11	Office Supplies

KWONG



CC86955	13/10/2023	DYMOCKS GARDEN CITY	60.16	Events and Functions
CC87228	20/10/2023	SP INDIVIDUATED	454.40	Events and Functions
CC87123	23/10/2023	OFFICEWORKS 0616	56.04	Office Supplies
CC87165	23/10/2023	BIG W 0455	122.95	Events and Functions
CC86849	27/10/2023	BWS LIQUOR 4097	102.60	Meeting/Workshop Catering
CC86863	27/10/2023	BWS LIQUOR 4097	11.98	Meeting/Workshop Catering

City Facilities Coordinator

2,723.01

CC87163	2/10/2023	ANNUAL FEE	32.00	Annual Fee
CC87150	10/10/2023	OFFICEWORKS	81.70	Equipment Purchases
CC87098	11/10/2023	PARKER BLACK FORREST	478.29	Supplies and Materials Purchases
CC87113	11/10/2023	OFFICEWORKS 0616	16.16	Supplies and Materials Purchases
CC87124	11/10/2023	OFFICEWORKS 0616	171.74	Office Supplies
CC87290	19/10/2023	PARKER BLACK FORREST	285.97	Supplies and Materials Purchases
CC87159	23/10/2023	OFFICEWORKS 0620	13.77	Supplies and Materials Purchases
CC87162	23/10/2023	COLES 0494	69.60	Supplies and Materials Purchases
CC87168	23/10/2023	TENNIS WAREHOUSE AUS	558.00	Supplies and Materials Purchases
CC86858	27/10/2023	PARKER BLACK FORREST	1,015.78	Supplies and Materials Purchases

City Facilities Manager

1,570.81

CC87053	2/10/2023	ANNUAL FEE	32.00	Annual Fee
CC87082	24/10/2023	Tool Kit Depot	997.95	Equipment Purchases
CC87041	25/10/2023	EZI*FMA	242.00	Training & Professional Development
CC86783	27/10/2023	AMAZON AU MARKETPLACE	49.81	Equipment Purchases
CC86787	27/10/2023	AMAZON AU MARKETPLACE	49.81	Equipment Purchases
CC86792	27/10/2023	AMAZON AU MARKETPLACE	49.81	Equipment Purchases
CC86795	27/10/2023	AMAZON AU MARKETPLACE	49.81	Equipment Purchases
CC86798	27/10/2023	AMAZON AU MARKETPLACE	49.81	Equipment Purchases
CC86801	27/10/2023	AMAZON AU MARKETPLACE	49.81	Equipment Purchases

Civil Infrastructure Manager

122.31

CC87320	29/09/2023	JAYBRO CIVIL SAFET	90.31	Supplies and Materials Purchases
CC87012	2/10/2023	ANNUAL FEE	32.00	Annual Fee

Cockburn ARC Manager

32.00

CC87167	2/10/2023	ANNUAL FEE	32.00	Annual Fee
---------	-----------	------------	-------	------------



Cockburn Parenting Services Coordinator

32.00

CC87065	2/10/2023	ANNUAL FEE	32.00	Annual Fee
---------	-----------	------------	-------	------------

Cockburn Resource Recovery Park Manager

558.72

CC87170	2/10/2023	ANNUAL FEE	32.00	Annual Fee
CC86793	5/10/2023	COLES 0494	138.71	Supplies and Materials Purchases
CC87357	5/10/2023	BLUE DIAMOND MACH PL	327.80	Supplies and Materials Purchases
CC87285	9/10/2023	7 ELEVEN 3040	19.00	Supplies and Materials Purchases
CC87016	25/10/2023	SMP*Visual Workwear	41.21	Supplies and Materials Purchases

Collection Development Librarian

1,942.60

CC87304	29/09/2023	Booktopia Pty Ltd	110.49	Supplies and Materials Purchases
CC87197	2/10/2023	ANNUAL FEE	32.00	Annual Fee
CC86937	3/10/2023	BOLINDA PUBLISHING	1,394.04	Supplies and Materials Purchases
CC87193	10/10/2023	Booktopia Pty Ltd	111.09	Supplies and Materials Purchases
CC87299	19/10/2023	THE CHART AND MAP SH	70.00	Supplies and Materials Purchases
CC87243	20/10/2023	NEW EDITION BOOKSHOP	224.98	Supplies and Materials Purchases

Communications and Marketing Manager

7,433.86

CC87068	2/10/2023	ANNUAL FEE	32.00	Annual Fee
CC87227	2/10/2023	INTNL TRANSACTION FEE	52.62	Bank and Other Fees
CC87235	2/10/2023	FACEBK *MYUACUXMT2	956.64	Advertising
CC87244	2/10/2023	GRAMMARLY COGGXH6FK	2,104.62	Subscriptions and Memberships
CC87220	9/10/2023	FACEBK *BTGWLUXMT2	1,250.00	Advertising
CC87252	9/10/2023	LinkedIn Ads 878521991	36.22	Advertising
CC86957	13/10/2023	PIXLR.COM Inmage Lab	3.11	Subscriptions and Memberships
CC86967	13/10/2023	INTNL TRANSACTION FEE	0.08	Bank and Other Fees
CC86995	13/10/2023	LinkedIn Ads 880509119	73.78	Advertising
CC86939	16/10/2023	FAIRFAX SUBSCRIPTIONS	59.00	Subscriptions and Memberships
CC86942	16/10/2023	FACEBK *4QPAQTTMT2	1,250.00	Advertising
CC87314	19/10/2023	FACEBK *JT6GJVX8H2	107.55	Advertising
CC86896	26/10/2023	INTNL TRANSACTION FEE	0.04	Bank and Other Fees
CC86899	26/10/2023	LNK.BIO	1.56	Bank and Other Fees
CC86972	26/10/2023	FACEBK *Q55C7VXMT2	1,449.85	Advertising
CC86871	27/10/2023	INTNL TRANSACTION FEE	1.39	Bank and Other Fees
CC86874	27/10/2023	BITLY.COM	55.40	Subscriptions and Memberships



Community Development Coordinator

2,323.32

CC87182	2/10/2023	ANNUAL FEE	32.00	Annual Fee
CC87256	2/10/2023	SPACETOCO VENUE HIRE	51.00	Hire of Equipment and Facilities
CC86888	3/10/2023	Barbeques Galore	894.00	Equipment Purchases
CC87306	6/10/2023	GILBERTS FRESH HILTON	164.98	Meeting/Workshop Catering
CC86959	13/10/2023	WOOLWORTHS 4367	143.80	Meeting/Workshop Catering
CC86875	16/10/2023	SPACETOCO VENUE HIRE	33.00	Hire of Equipment and Facilities
CC86947	16/10/2023	IGA XPRESS BIRBA LAKE	13.97	Meeting/Workshop Catering
CC87302	19/10/2023	Dominos Estore Spearwo	159.00	Meeting/Workshop Catering
CC87131	23/10/2023	THE BLACK TRUFFLE NORT	103.50	Meeting/Workshop Catering
CC87071	24/10/2023	WOOLWORTHS 4367	200.00	Program Costs
CC87074	24/10/2023	WOOLWORTHS 4367	12.50	Meeting/Workshop Catering
CC87077	24/10/2023	WOOLWORTHS 4367	140.00	Meeting/Workshop Catering
CC87079	24/10/2023	Coco & Boho	11.60	Meeting/Workshop Catering
CC86839	27/10/2023	Apace Aid Inc	149.57	Program Costs
CC86855	27/10/2023	BIG W 0455	158.40	Program Costs
CC86880	27/10/2023	COLES 7545	56.00	Program Costs

Community Safety Manager

32.00

CC87185	2/10/2023	ANNUAL FEE	32.00	Annual Fee
---------	-----------	------------	-------	------------

Coordinator Work Health and Safety

1,780.48

CC87310	29/09/2023	Portuguese Delights	160.00	Meeting/Workshop Catering
CC87076	2/10/2023	ANNUAL FEE	32.00	Annual Fee
CC86879	3/10/2023	ZLR*Clever Designs Un	12.00	Office Supplies
CC86954	3/10/2023	THE VALE BAR	133.00	Events and Functions
CC87267	9/10/2023	Woolworths Online	303.60	Events and Functions
CC87273	9/10/2023	Woolworths Online	149.00	Events and Functions
CC87128	23/10/2023	MINIT AUSTRALIA PTY	210.00	Events and Functions
CC87145	23/10/2023	HOUSE IN GATEWAY	464.92	Events and Functions
CC87106	24/10/2023	THE VALE BAR	200.00	Events and Functions
CC86924	26/10/2023	Dominos Estore Spearwo	73.25	Conferences and Seminars
CC86809	27/10/2023	COLES 0494	14.75	Events and Functions
CC86827	27/10/2023	LIQUORLAND 2982	27.96	Events and Functions

Customer Experience and Marketing Lead

1,940.51

CC87027	2/10/2023	ANNUAL FEE	32.00	Annual Fee
---------	-----------	------------	-------	------------

KWONG

Page 6 of 21

07-Feb-2024



CC87224	2/10/2023	INTNL TRANSACTION FEE	3.90	Bank and Other Fees
CC87230	2/10/2023	FINDIE DEV LTD	155.88	Disputed Transaction
CC87234	2/10/2023	FACEBK *HRNFVUXGE2	24.20	Advertising
CC86797	4/10/2023	OFFICEWORKS	213.00	Supplies and Materials Purchases
CC86800	4/10/2023	SM3-CUSTOMPROMO	147.00	Supplies and Materials Purchases
CC86807	4/10/2023	BIG W 0455	49.00	Supplies and Materials Purchases
CC86782	5/10/2023	SPOTLIGHT COCKBURN	54.00	Supplies and Materials Purchases
CC87327	5/10/2023	BUNNINGS 729000	15.96	Supplies and Materials Purchases
CC87336	5/10/2023	CLARK RUBBER JANDAKOT	29.95	Supplies and Materials Purchases
CC87342	5/10/2023	BUNNINGS 729000	90.18	Supplies and Materials Purchases
CC87321	6/10/2023	JB HI FI MYAREE HOME	156.91	Supplies and Materials Purchases
CC87232	9/10/2023	HALLOWEENCOSTUMES.COM.	236.97	Supplies and Materials Purchases
CC87236	9/10/2023	OFFICEWORKS	57.24	Supplies and Materials Purchases
CC87258	9/10/2023	OFFICEWORKS 0620	24.40	Supplies and Materials Purchases
CC87196	10/10/2023	SALVOS GATEWAYS	25.00	Supplies and Materials Purchases
CC87084	11/10/2023	BIG W 0455	52.95	Supplies and Materials Purchases
CC87089	11/10/2023	OFFICEWORKS 0616	100.32	Supplies and Materials Purchases
CC87054	12/10/2023	COLES 0490	21.80	Supplies and Materials Purchases
CC86970	13/10/2023	WOOLWORTHS 4330	9.00	Supplies and Materials Purchases
CC86919	16/10/2023	BUNNINGS 729000	96.93	Supplies and Materials Purchases
CC86927	16/10/2023	OFFICEWORKS 0620	9.98	Supplies and Materials Purchases
CC86832	17/10/2023	CAMPSITE PRO	11.14	Subscriptions and Memberships
CC86835	17/10/2023	INTNL TRANSACTION FEE	0.28	Bank and Other Fees
CC87278	19/10/2023	Jaycar Jandakot	60.95	Supplies and Materials Purchases
CC87287	19/10/2023	COLES 0494	59.59	Supplies and Materials Purchases
CC87293	19/10/2023	BUNNINGS 303000	24.98	Supplies and Materials Purchases
CC87171	23/10/2023	FACEBK *VH5KDVKHE2	165.00	Advertising
CC86889	26/10/2023	RED DOT STORES	12.00	Supplies and Materials Purchases

Customer Experience Coordinator

32.00

CC87090	2/10/2023	ANNUAL FEE	32.00	Annual Fee
---------	-----------	------------	-------	------------

Customer Experience Coordinator - ARC

2,589.05

CC87070	2/10/2023	ANNUAL FEE	32.00	Annual Fee
CC87218	2/10/2023	Google ADS7377651407	176.78	Advertising
CC86900	3/10/2023	FACEBK *ASHTHSFA32	110.00	Advertising
CC86909	3/10/2023	VOLLEYBALL WA	277.70	Program Costs

KWONG

Page 7 of 21

07-Feb-2024



CC86915	3/10/2023	BUNNINGS 303000	21.60	Supplies and Materials Purchases
CC86917	3/10/2023	Canva* 03926-9816043	17.99	Subscriptions and Memberships
CC86834	4/10/2023	KEEPME PTE LTD	560.76	Subscriptions and Memberships
CC86857	4/10/2023	INTNL TRANSACTION FEE	14.02	Bank and Other Fees
CC87353	5/10/2023	NETREGISTRY	20.75	Subscriptions and Memberships
CC87246	9/10/2023	FACEBK *JTHUURPA32	79.04	Advertising
CC87261	9/10/2023	OUTGROW	182.10	Subscriptions and Memberships
CC87264	9/10/2023	INTNL TRANSACTION FEE	4.55	Bank and Other Fees
CC87129	11/10/2023	iStock.com	93.50	Subscriptions and Memberships
CC87062	12/10/2023	WOOLWORTHS 4394	47.72	Program Costs
CC86930	16/10/2023	WOOLWORTHS 4394	18.58	Meeting/Workshop Catering
CC86781	18/10/2023	SPOTLIGHT MELVILLE	30.00	Equipment Purchases
CC87334	18/10/2023	BUNNINGS 729000	149.00	Equipment Purchases
CC87056	24/10/2023	OFFICEWORKS	29.70	Program Costs
CC87019	25/10/2023	WOOLWORTHS 4394	182.00	Program Costs
CC87022	25/10/2023	SQ *AUSNET INDUSTRIES	282.70	Equipment Purchases
CC87033	25/10/2023	OFFICEWORKS 0620	33.66	Program Costs
CC87046	25/10/2023	AFG MEDIA LIMITED	224.90	Equipment Purchases

Economic Development Officer

41.09

CC86987	2/10/2023	ANNUAL FEE	32.00	Annual Fee
CC86935	26/10/2023	CPP STATE LIBRARY	9.09	Conferences and Seminars

Events and Culture Manager

32.00

CC87000	2/10/2023	ANNUAL FEE	32.00	Annual Fee
---------	-----------	------------	-------	------------

Events Coordinator

3,736.08

CC87157	2/10/2023	ANNUAL FEE	32.00	Annual Fee
CC87268	2/10/2023	PAPERLESS POST	510.00	Events and Functions
CC87277	2/10/2023	CITY OF FREMANTLE	2.00	Parking Expenses
CC87178	10/10/2023	SQ *WOOF MEOW TWEET SQ	600.00	Supplies and Materials Purchases
CC86904	16/10/2023	BCF AUSTRALIA	409.95	Supplies and Materials Purchases
CC86910	16/10/2023	BUNNINGS 303000	174.48	Equipment Purchases
CC86922	16/10/2023	BUNNINGS 729000	39.89	Equipment Purchases
CC86933	16/10/2023	BIBRA LAKE LUNCH BAR	55.00	Meeting/Workshop Catering
CC86829	17/10/2023	Soils Aint Soils Cann	252.00	Supplies and Materials Purchases
CC86838	17/10/2023	ARTISTIC GREENERY	450.00	Hire of Equipment and Facilities

KWONG

Page 8 of 21

07-Feb-2024



CC86791	18/10/2023	PETBARN	36.00	Supplies and Materials Purchases
CC87337	18/10/2023	KMART 1362	57.00	Supplies and Materials Purchases
CC87343	18/10/2023	TECH RENTALS	297.00	Hire of Equipment and Facilities
CC87322	19/10/2023	7 ELEVEN 3040	99.00	Motor Vehicle Expenses
CC87328	19/10/2023	7 ELEVEN 3040	89.79	Motor Vehicle Expenses
CC87212	20/10/2023	INDIGENOUSPROMO	286.00	Supplies and Materials Purchases
CC87215	20/10/2023	MYO*Klik Media	195.97	Equipment Purchases
CC86861	27/10/2023	BIG W 0455	150.00	Events and Functions

Events Officer**1,460.34**

CC87298	29/09/2023	LOCAL GOVERNEMENT MANA	495.00	Subscriptions and Memberships
CC86960	2/10/2023	ANNUAL FEE	32.00	Annual Fee
CC86825	4/10/2023	PACKAGING R US	489.94	Events and Functions
CC87303	6/10/2023	JANDAKOT STOCK PET S	280.00	Events and Functions
CC87208	9/10/2023	COCKBURN POLICE STATIO	180.40	Events and Functions
CC87211	9/10/2023	RED DOT STORES	100.00	Events and Functions
CC86951	13/10/2023	A JS COSTUME HIRE	179.00	Events and Functions
CC86841	16/10/2023	A JS COSTUME HIRE	-100.00	Events and Functions
CC87245	20/10/2023	7-ELEVEN 3010	20.00	Events and Functions
CC86928	26/10/2023	BIG W 0444	36.00	Events and Functions
CC86932	26/10/2023	Soils Aint Soils Cann	-252.00	Supplies and Materials Purchases

Executive Corporate Affairs**416.33**

CC87060	2/10/2023	ANNUAL FEE	32.00	Annual Fee
CC86865	4/10/2023	MISCELLANEOUS CREDIT	-50.00	Disputed Transaction
CC86867	4/10/2023	MISCELLANEOUS CREDIT	-58.17	Disputed Transaction
CC87254	19/10/2023	ASPECTS OF KINGS PARK	365.00	Office Supplies
CC87085	24/10/2023	Fremantle Dockers	127.50	Office Supplies

Executive Governance and Strategy**116.99**

CC87024	2/10/2023	ANNUAL FEE	32.00	Annual Fee
CC86854	4/10/2023	WWW.BUSINESSEXCELLENCE	80.00	Training & Professional Development
CC87331	19/10/2023	REMARKABLE	4.99	Subscriptions and Memberships

Executive Officer**2,577.03**

CC87316	29/09/2023	FAIRFAX SUBSCRIPTIONS	59.00	Subscriptions and Memberships
CC87119	2/10/2023	ANNUAL FEE	32.00	Annual Fee

KWONG

Page 9 of 21

07-Feb-2024

CC87279	2/10/2023	OFFICEWORKS 0604	382.20	Supplies and Materials Purchases
CC87283	2/10/2023	BUNNINGS 303000	172.98	Supplies and Materials Purchases
CC86940	3/10/2023	EB *The Power Panel Gl	175.00	Conferences and Seminars
CC87288	6/10/2023	Myer Pty Ltd	87.85	Supplies and Materials Purchases
CC87049	12/10/2023	Bad Backs - Nedlands	1,584.00	Equipment Purchases
CC86936	16/10/2023	WANEWSDTI	84.00	Subscriptions and Memberships

Executive officer to the Mayor and Council 4,590.72

CC87203	2/10/2023	ANNUAL FEE	32.00	Annual Fee
CC86870	3/10/2023	COMPANY DIRECTOR	660.00	Subscriptions and Memberships
CC87199	10/10/2023	INTNL TRANSACTION FEE	0.53	Bank and Other Fees
CC87202	10/10/2023	MAYORS FOR PEACE	21.35	Subscriptions and Memberships
CC87135	11/10/2023	TRYBOOKING*National Gr	80.50	Conferences and Seminars
CC86914	26/10/2023	THE URBAN DEVELOPMNT	3,290.00	Conferences and Seminars
CC86866	27/10/2023	VIRGIN AU7952192068487	506.34	Travel and Accommodation

Family & Community Development Manager 186.75

CC87210	2/10/2023	ANNUAL FEE	32.00	Annual Fee
CC87141	11/10/2023	BIG LOAF PTY LTD	83.50	Meeting/Workshop Catering
CC87144	11/10/2023	COLES 7545	14.40	Meeting/Workshop Catering
CC87305	19/10/2023	SQ *SASIDA CAFE	17.00	Meeting/Workshop Catering
CC87109	23/10/2023	SP YARNMARKETPLACE	39.85	Supplies and Materials Purchases

Fire and Emergency Management Manager 12.57

CC86990	2/10/2023	ANNUAL FEE	32.00	Annual Fee
CC87172	10/10/2023	OFFICEWORKS 0620	35.57	Events and Functions
CC86989	13/10/2023	SPACETOCO VENUE HIRE	-55.00	Events and Functions

Fleet Manager 927.10

CC86996	2/10/2023	ANNUAL FEE	32.00	Annual Fee
CC87052	12/10/2023	DMIRS EAST PERTH	860.00	Application, Licence, Registration Fees
CC87257	19/10/2023	OFFICEWORKS	29.10	Office Supplies
CC86883	26/10/2023	WA BOLTS PTY LTD	6.00	Supplies and Materials Purchases

Head of Community Development 91.50

CC87335	29/09/2023	YELLOW RAVEN CAFE	37.30	Meeting/Workshop Catering
CC87105	2/10/2023	ANNUAL FEE	32.00	Annual Fee

KWONG



CC86828	4/10/2023	WILSON PARKING AUSTRAL	22.20	Travel and Accommodation
---------	-----------	------------------------	-------	--------------------------

Head of Community Safety and Ranger Serv**747.02**

CC86956	2/10/2023	ANNUAL FEE	32.00	Annual Fee
CC87351	5/10/2023	SP 166 Railway Parade	12.00	Meeting/Workshop Catering
CC87346	18/10/2023	WOOLWORTHS 4367	43.60	Supplies and Materials Purchases
CC87356	18/10/2023	BIG W 0455	361.80	Supplies and Materials Purchases
CC87358	18/10/2023	REPCO	244.99	Supplies and Materials Purchases
CC87148	23/10/2023	WILSON PARKING AUSTRAL	24.30	Parking Expenses
CC87025	25/10/2023	U N M COOGEE	15.43	Meeting/Workshop Catering
CC86815	27/10/2023	SQ *SASIDA CAFE	12.90	Meeting/Workshop Catering

Head of Develop Assessment & Compliance**130.12**

CC87146	2/10/2023	ANNUAL FEE	32.00	Annual Fee
CC86988	25/10/2023	LGPA	85.00	Conferences and Seminars
CC86891	26/10/2023	CPP CONVENTION CENTRE	13.12	Travel and Accommodation

Head of Information & Technology**234.48**

CC87127	2/10/2023	ANNUAL FEE	32.00	Annual Fee
CC86814	17/10/2023	WOOLWORTHS 4367	32.50	Supplies and Materials Purchases
CC87192	20/10/2023	OFFICEWORKS 0620	140.00	Supplies and Materials Purchases
CC87051	25/10/2023	APPLE.COM/BILL	29.98	Subscriptions and Memberships

Head of Library and Cultural Services**2,850.70**

CC87093	2/10/2023	ANNUAL FEE	32.00	Annual Fee
CC86902	26/10/2023	ENTERTAIN OZ	489.60	Events and Functions
CC86908	26/10/2023	ENTERTAIN OZ	836.40	Events and Functions
CC86918	26/10/2023	OFFICEWORKS	752.70	Events and Functions
CC86806	27/10/2023	FLOWER STATION WA	400.00	Events and Functions
CC86821	27/10/2023	PAPERLESS POST	340.00	Events and Functions

Head of Planning**1,483.48**

CC87194	2/10/2023	ANNUAL FEE	32.00	Annual Fee
CC86912	3/10/2023	SEC*ERGOLINK	551.50	Office Supplies
CC87296	19/10/2023	PLANNING INSTITUTE OF	825.00	Conferences and Seminars
CC87066	24/10/2023	COLES 0383	36.00	Supplies and Materials Purchases
CC87010	25/10/2023	COLES 0383	22.00	Supplies and Materials Purchases

KWONG

Page 11 of 21

07-Feb-2024



CC86965	26/10/2023	INGLEWOOD CHEMIST NEWS	16.98	Supplies and Materials Purchases
---------	------------	------------------------	-------	----------------------------------

Head of Projects 3,509.64

CC87173	2/10/2023	ANNUAL FEE	32.00	Annual Fee
CC87153	10/10/2023	WESTERN POWER	3,323.76	Application, Licence, Registration Fees
CC86916	16/10/2023	COLES 0494	153.88	Events and Functions

Head of Property and Assets 452.00

CC87152	2/10/2023	ANNUAL FEE	32.00	Annual Fee
CC87284	19/10/2023	COLES 0490	420.00	Supplies and Materials Purchases

Head of Recreation Infrastructure & Svcs 56.00

CC87055	2/10/2023	ANNUAL FEE	32.00	Annual Fee
CC87339	5/10/2023	SP 166 Railway Parade	12.00	Parking Expenses
CC87309	6/10/2023	SP Railway Parade	12.00	Parking Expenses

Head of Sustainability and Environmen 1,409.45

CC87080	2/10/2023	ANNUAL FEE	32.00	Annual Fee
CC86895	16/10/2023	SPACETOCO VENUE HIRE	171.00	Hire of Equipment and Facilities
CC87354	18/10/2023	MED*ALDIMobile	15.00	Supplies and Materials Purchases
CC87266	19/10/2023	Woolworths Online	178.43	Events and Functions
CC87311	19/10/2023	Fire Protection Associ	500.00	Training & Professional Development
CC86945	26/10/2023	UPS PTY LTD	395.53	Equipment Purchases
CC86824	27/10/2023	CANPRINT COMMUNICATION	117.49	Supplies and Materials Purchases

Health Promotion Officer 379.60

CC87036	2/10/2023	ANNUAL FEE	32.00	Annual Fee
CC87365	18/10/2023	TONY ALE FRUIT & VEGET	210.00	Supplies and Materials Purchases
CC87368	18/10/2023	WOOLWORTHS 4367	34.50	Supplies and Materials Purchases
CC87369	18/10/2023	BIG W 0455	12.00	Supplies and Materials Purchases
CC86836	27/10/2023	EB *Acting on the Comm	20.00	Training & Professional Development
CC86842	27/10/2023	BUNNINGS 317000	71.10	Supplies and Materials Purchases

Infrastructure & Operations Coordinator 1,147.20

CC87030	2/10/2023	ANNUAL FEE	32.00	Annual Fee
CC86949	3/10/2023	INTNL TRANSACTION FEE	7.76	Bank and Other Fees
CC86952	3/10/2023	GECKBOARD	310.24	Subscriptions and Memberships



CC87330	5/10/2023	NAAVI PTY LTD	25.00	Subscriptions and Memberships
CC86925	16/10/2023	CLASSIC HIRE	255.20	Hire of Equipment and Facilities
CC87366	18/10/2023	ISSA CONFERENCE	445.00	Conferences and Seminars
CC87198	20/10/2023	COLES 0490	72.00	Supplies and Materials Purchases

Landfill Supervisor HWRP**76.50**

CC87096	2/10/2023	ANNUAL FEE	32.00	Annual Fee
CC86811	17/10/2023	COLES 0494	44.50	Supplies and Materials Purchases

Library Technician**1,791.09**

CC87003	2/10/2023	ANNUAL FEE	32.00	Annual Fee
CC87262	2/10/2023	SP JB HI-FI ONLINE	218.01	Supplies and Materials Purchases
CC87176	2/10/2023	ANNUAL FEE	32.00	Annual Fee
CC86926	3/10/2023	NEVERFAIL SPRINGWTR	46.20	Supplies and Materials Purchases
CC87249	9/10/2023	Booktopia Pty Ltd	114.25	Supplies and Materials Purchases
CC86808	17/10/2023	AMAZON MARKETPLACE AU	-24.96	Supplies and Materials Purchases
CC87367	18/10/2023	SP JB HI-FI ONLINE	439.68	Supplies and Materials Purchases
CC87281	19/10/2023	BIGW ONLINE	22.00	Supplies and Materials Purchases
CC87325	19/10/2023	Booktopia Pty Ltd	525.57	Supplies and Materials Purchases
CC87231	20/10/2023	BIGW ONLINE	-7.00	Supplies and Materials Purchases
CC87001	25/10/2023	Booktopia Pty Ltd	132.55	Supplies and Materials Purchases
CC86911	26/10/2023	SP JB HI-FI ONLINE	260.79	Supplies and Materials Purchases

Library Technology Coordinator**1,199.83**

CC87191	2/10/2023	ANNUAL FEE	32.00	Annual Fee
CC87318	6/10/2023	MAILCHIMP *MISC	591.85	Subscriptions and Memberships
CC87166	10/10/2023	Windcave	248.62	Subscriptions and Memberships
CC87072	11/10/2023	AP SPEARWOOD LPO	30.45	Equipment Purchases
CC87108	11/10/2023	DiscPartySupp	26.32	Supplies and Materials Purchases
CC86856	16/10/2023	INTNL TRANSACTION FEE	0.88	Subscriptions and Memberships
CC86887	16/10/2023	CHATGPT SUBSCRIPTION	35.01	Subscriptions and Memberships
CC86913	16/10/2023	DREAMITHOS* DREAMIT HO	234.70	Subscriptions and Memberships

Manager Advocacy and Engagement**2,738.49**

CC87099	2/10/2023	ANNUAL FEE	32.00	Annual Fee
CC86897	3/10/2023	STRIKE AUSTRALIA PTY L	200.00	Events and Functions
CC87263	19/10/2023	QANTAS	1,936.60	Travel and Accommodation

KWONG

Page 13 of 21

07-Feb-2024



CC87088	24/10/2023	AROMA CAFE/ COURTSIDE	441.50	Events and Functions
CC86921	26/10/2023	BIG W 0455	100.00	Supplies and Materials Purchases
CC86948	26/10/2023	WOOLWORTHS 4367	28.39	Supplies and Materials Purchases

Manager Building Services 32.00

CC87073	2/10/2023	ANNUAL FEE	32.00	Annual Fee
---------	-----------	------------	-------	------------

Manager Business & Economic Development 2,599.20

CC87350	29/09/2023	JB HI FI WHITFORD	19.95	Equipment Purchases
CC87188	2/10/2023	ANNUAL FEE	32.00	Annual Fee
CC87250	2/10/2023	LinkedIn Ads 876014230	119.06	Advertising
CC86923	3/10/2023	HIRE SOCIETY	259.20	Hire of Equipment and Facilities
CC86934	3/10/2023	THE HENDERSON ALLIANCE	825.00	Subscriptions and Memberships
CC86851	4/10/2023	LinkedIn Ads 877358644	23.94	Advertising
CC86780	5/10/2023	Yaffa Media Pty Ltd	396.00	Subscriptions and Memberships
CC86794	5/10/2023	City of Joondalup	11.00	Parking Expenses
CC87349	5/10/2023	SUSHI COCKBURN GATEWAY	68.50	Meeting/Workshop Catering
CC87226	9/10/2023	LinkedIn Ads 879143006	113.94	Advertising
CC87282	9/10/2023	City of Joondalup	11.00	Parking Expenses
CC87126	11/10/2023	EB *The Power Panel Gl	175.00	Conferences and Seminars
CC87138	11/10/2023	EB *The Power Panel Gl	175.00	Conferences and Seminars
CC87047	12/10/2023	PORT CITY CYCLES	170.00	Hire of Equipment and Facilities
CC86992	13/10/2023	CITY OF FREMANTLE	5.50	Parking Expenses
CC86881	16/10/2023	LinkedIn Ads 881079417	38.13	Advertising
CC86785	18/10/2023	City of Joondalup	2.60	Parking Expenses
CC87115	23/10/2023	OFFICEWORKS	135.21	Office Supplies
CC86869	27/10/2023	CITY OF PERTH PARKING-	18.17	Parking Expenses

Manager Libraries and Activation - Coolb 472.56

CC86978	2/10/2023	ANNUAL FEE	32.00	Annual Fee
CC86819	4/10/2023	WOOLWORTHS 4703	3.10	Meeting/Workshop Catering
CC86831	4/10/2023	A1 BOXES AND PARTS	240.00	Supplies and Materials Purchases
CC86840	4/10/2023	WOOLWORTHS 4703	24.00	Meeting/Workshop Catering
CC86846	4/10/2023	SP MUD KITCHEN	139.50	Equipment Purchases
CC86975	25/10/2023	COSTCO WHOLESALE AUSTR	33.96	Office Supplies

Manager Recreation Services 62.24

KWONG



CC87045	2/10/2023	ANNUAL FEE	32.00	Annual Fee
CC87247	2/10/2023	INTNL TRANSACTION FEE	0.08	Bank and Other Fees
CC87253	2/10/2023	IGLOOCOMPANY	3.16	Subscriptions and Memberships
CC87064	12/10/2023	CAFE ROYAL CHAOS COCKB	27.00	Meeting/Workshop Catering

Marina Manager

32.00

CC86964	2/10/2023	ANNUAL FEE	32.00	Annual Fee
---------	-----------	------------	-------	------------

Organisational Development Coordinator

2,374.10

CC87143	2/10/2023	ANNUAL FEE	32.00	
CC87271	2/10/2023	PUBLIC SECTOR NETWORK	-889.80	Training & Professional Development
CC86931	3/10/2023	ST JOHN AMBULANCE AUST	510.00	Training & Professional Development
CC86946	3/10/2023	ATI MIRAGE TRAINING	387.00	Training & Professional Development
CC86816	4/10/2023	ST JOHN AMBULANCE AUST	170.00	Training & Professional Development
CC87300	6/10/2023	ST JOHN AMBULANCE AUST	170.00	Training & Professional Development
CC87315	6/10/2023	ST JOHN AMBULANCE AUST	65.00	Training & Professional Development
CC87161	10/10/2023	VMO*VIMEO.COM	290.40	Training & Professional Development
CC87187	10/10/2023	LOGIKAL TRAINING	630.00	Training & Professional Development
CC86826	17/10/2023	ST JOHN AMBULANCE AUST	170.00	Training & Professional Development
CC87251	20/10/2023	ST JOHN AMBULANCE AUST	170.00	Training & Professional Development
CC86977	25/10/2023	ST JOHN AMBULANCE AUST	170.00	Training & Professional Development
CC86803	27/10/2023	ST JOHN AMBULANCE AUST	65.00	Training & Professional Development
CC86818	27/10/2023	EB *Jackson McDonald R	434.50	Training & Professional Development

Parking Operations Manager

455.25

CC87006	2/10/2023	ANNUAL FEE	32.00	Annual Fee
CC87217	9/10/2023	BUNNINGS 472000	281.43	Equipment Purchases
CC87189	20/10/2023	Pan Pacific	40.00	Parking Expenses
CC87100	24/10/2023	INTNL TRANSACTION FEE	0.87	Bank and Other Fees
CC87103	24/10/2023	CHATGPT SUBSCRIPTION	34.95	Subscriptions and Memberships
CC86962	26/10/2023	MILMAR DISTRIBUTORS	66.00	Supplies and Materials Purchases

Parks Operations Coordinator

1,683.70

CC87307	29/09/2023	EVERTOPINVE	94.55	Supplies and Materials Purchases
CC87039	2/10/2023	ANNUAL FEE	32.00	Annual Fee
CC86804	4/10/2023	SYDNEY TOOLS	85.46	Equipment Purchases
CC87240	9/10/2023	Subway Spearwood 19850	282.00	Meeting/Workshop Catering

KWONG



CC87147	10/10/2023	SPUD SHED	104.86	Meeting/Workshop Catering
CC87158	10/10/2023	BUNNINGS GROUP LTD	313.00	Office Supplies
CC87078	11/10/2023	INTNL TRANSACTION FEE	2.52	Supplies and Materials Purchases
CC87095	11/10/2023	Alibaba.com	100.86	Supplies and Materials Purchases
CC87101	11/10/2023	SMP*Coogee Beach Bake	88.33	Meeting/Workshop Catering
CC87038	12/10/2023	DIRECTCOMMSUPPLIES	500.50	Supplies and Materials Purchases
CC86961	13/10/2023	Alibaba.com	-8.83	Supplies and Materials Purchases
CC86805	17/10/2023	SEC*MOBILE MATE	88.45	Supplies and Materials Purchases

Ranger Services Manager

1,033.75

CC87155	2/10/2023	ANNUAL FEE	32.00	Annual Fee
CC87121	11/10/2023	LEGEAR AUSTRALIA	854.87	Equipment Purchases
CC87132	11/10/2023	Lucid Software Inc.	15.40	Subscriptions and Memberships
CC86890	16/10/2023	BUNNINGS 303000	4.98	Supplies and Materials Purchases
CC86969	26/10/2023	MILMAR DISTRIBUTORS	126.50	Supplies and Materials Purchases

Recycling Supervisor

1,559.80

CC87042	2/10/2023	ANNUAL FEE	32.00	Annual Fee
CC87032	12/10/2023	TOTALLY WORK WEAR FR	130.71	Supplies and Materials Purchases
CC87040	12/10/2023	COLES 0494	264.25	Supplies and Materials Purchases
CC86986	13/10/2023	MIDDENDORP ELECTRIC	420.10	Supplies and Materials Purchases
CC86999	13/10/2023	BUNNINGS 303000	415.74	Equipment Purchases
CC86941	26/10/2023	BOSS INDUSTRIAL	297.00	Supplies and Materials Purchases

Senior Centre Programs Booking Officer

7,089.05

CC87332	29/09/2023	PERTH RACING	185.00	Events and Functions
CC87140	2/10/2023	ANNUAL FEE	32.00	Annual Fee
CC86786	5/10/2023	SQ *DWELLINGUP HOTEL	1,148.00	Events and Functions
CC87294	6/10/2023	ROTTNEST EXPRESS	608.52	Events and Functions
CC87205	9/10/2023	CITY OF PERTH	94.50	Parking Expenses
CC87156	10/10/2023	AUSTRALIAN RED CROSS	25.00	Supplies and Materials Purchases
CC87184	10/10/2023	LSP*Last Drop Elizabet	902.00	Events and Functions
CC87110	11/10/2023	LS KINDRED SPIRIT BOU	119.96	Supplies and Materials Purchases
CC86860	16/10/2023	SPACETOCO VENUE HIRE	209.00	Hire of Equipment and Facilities
CC87233	20/10/2023	STH METROPOLITAN TAFE	465.00	Events and Functions
CC87112	23/10/2023	DEPT OF RACING GAMIN	57.00	Application, Licence, Registration Fees
CC87094	24/10/2023	170517CH PTY LTD	152.12	Supplies and Materials Purchases

KWONG

Page 16 of 21

07-Feb-2024



CC87037	25/10/2023	TM *TICKETMASTERAU	2,679.75	Events and Functions
CC86812	27/10/2023	OFFICEWORKS 0616	411.20	Office Supplies

Senior Environmental Health Officer 32.00

CC89329	2/10/2023	ANNUAL FEE	32.00	Annual Fee
---------	-----------	------------	-------	------------

Senior Home Care Package Coordinator 1,993.97

CC86993	2/10/2023	ANNUAL FEE	32.00	Annual Fee
CC87274	2/10/2023	KONNEKT PTY LTD	458.90	Equipment Purchases
CC87297	6/10/2023	THE GROCER AND THE CHE	59.94	Supplies and Materials Purchases
CC87183	20/10/2023	PHARMACY DIRECT	51.68	Equipment Purchases
CC87136	23/10/2023	TABTIMER PTY LTD	51.95	Equipment Purchases
CC87142	23/10/2023	SILVERCHAIN	264.00	Professional Services
CC87061	24/10/2023	OFFICEWORKS	205.00	Equipment Purchases
CC86833	27/10/2023	KONNEKT PTY LTD	860.00	Equipment Purchases
CC86845	27/10/2023	OFFICEWORKS 0616	10.50	Supplies and Materials Purchases

Senior Library Manager 1,887.87

CC87344	29/09/2023	COLES 0490	114.31	Meeting/Workshop Catering
CC87021	2/10/2023	ANNUAL FEE	32.00	Annual Fee
CC87259	2/10/2023	WANEWSDTI	96.01	Subscriptions and Memberships
CC86848	4/10/2023	HAMILTON HILL IGA	27.25	Meeting/Workshop Catering
CC86779	5/10/2023	THE SCRAPBOOK STORE PT	171.00	Training & Professional Development
CC86790	5/10/2023	YELLOW RAVEN CAFE	3.50	Supplies and Materials Purchases
CC87104	11/10/2023	WILSON PARKING ADEOBS	4.00	Disputed Transaction
CC87035	12/10/2023	SEC*PUBLIC LIBRARIES W	1,017.80	Subscriptions and Memberships
CC86976	13/10/2023	MYO*GREEN WORLD INDOOR	346.50	Hire of Equipment and Facilities
CC86983	13/10/2023	YELLOW RAVEN CAFE	3.50	Supplies and Materials Purchases
CC87133	23/10/2023	NEWS LIMITED	72.00	Supplies and Materials Purchases

Senior Youth Outreach Worker 32.00

CC87122	2/10/2023	ANNUAL FEE	32.00	Annual Fee
---------	-----------	------------	-------	------------

Seniors and Childcare Manager 512.00

CC87102	2/10/2023	ANNUAL FEE	32.00	Annual Fee
CC87352	18/10/2023	NDS LTD	480.00	Subscriptions and Memberships



Seniors Centre Coordinator

241.68

CC87063	2/10/2023	ANNUAL FEE	32.00	Annual Fee
CC86822	4/10/2023	WILSON PARKING AUSTRAL	22.20	Parking Expenses
CC87214	9/10/2023	Woolworths Online	162.50	Meeting/Workshop Catering
CC86817	17/10/2023	BUNNINGS 323000	24.98	Equipment Purchases

Social Club Coordinator

1,303.72

CC87179	2/10/2023	ANNUAL FEE	32.00	Annual Fee
CC87216	2/10/2023	Woolworths Online	336.45	Supplies and Materials Purchases
CC87169	10/10/2023	AGED HEALTH CARE ED	176.00	Conferences and Seminars
CC86847	16/10/2023	Woolworths Online	467.80	Supplies and Materials Purchases
CC87120	23/10/2023	Woolworths Online	210.10	Supplies and Materials Purchases
CC86830	27/10/2023	HAMILTON HILL IGA	11.99	Program Costs
CC86852	27/10/2023	HAMILTON HILL IGA	69.38	Program Costs

Strategic Procurement Manager

5,667.64

CC87292	29/09/2023	QANTAS	108.73	Travel and Accommodation
CC87301	29/09/2023	QANTAS	99.00	Travel and Accommodation
CC87130	2/10/2023	ANNUAL FEE	32.00	Annual Fee
CC87324	5/10/2023	TOTALLY WORKWEAR CAIRN	874.50	Training & Professional Development
CC87371	18/10/2023	A2B TRAINING PTY LTD	3,870.00	Training & Professional Development
CC87237	20/10/2023	INTNL TRANSACTION FEE	11.84	Subscriptions and Memberships
CC87239	20/10/2023	MENTIMETER PRO	473.57	Subscriptions and Memberships
CC87091	24/10/2023	PLA STRIPE* #19733	198.00	Training & Professional Development

Streetscapes Coordinator

431.49

CC86998	2/10/2023	ANNUAL FEE	32.00	Annual Fee
CC87029	12/10/2023	TRYBOOKING*WALGA	99.50	Training & Professional Development
CC87097	24/10/2023	SPORTS TURF ASSC. WA	99.00	Training & Professional Development
CC86886	26/10/2023	RSEA PTY LTD - OSBORNE	200.99	Supplies and Materials Purchases

Support Services Lead

742.70

CC87137	2/10/2023	ANNUAL FEE	32.00	Annual Fee
CC86837	4/10/2023	WILSON PARKING AUSTRAL	18.50	Parking Expenses
CC86974	13/10/2023	CONTEXTUAL CONSULTING	60.00	Training & Professional Development
CC86868	16/10/2023	SPACETOCO VENUE HIRE	199.50	Hire of Equipment and Facilities
CC87272	19/10/2023	Prof Psych Services	220.00	Training & Professional Development

KWONG

Page 18 of 21

07-Feb-2024



CC87177	23/10/2023	MISS MAUD	36.70	Meeting/Workshop Catering
CC86938	26/10/2023	ETHICALJOBS.COM.AU	176.00	Advertising

Waste Collection Supervisor**529.00**

CC87018	2/10/2023	ANNUAL FEE	32.00	Annual Fee
CC86843	4/10/2023	BUNNINGS 729000	20.00	Supplies and Materials Purchases
CC87364	18/10/2023	SKYPOWER HOLDINGS PT	10.03	Supplies and Materials Purchases
CC87370	18/10/2023	BOSS INDUSTRIAL	81.00	Supplies and Materials Purchases
CC87195	20/10/2023	BUNNINGS 303000	49.59	Supplies and Materials Purchases
CC87219	20/10/2023	BUNNINGS 303000	129.00	Supplies and Materials Purchases
CC86980	25/10/2023	BOSS INDUSTRIAL	155.40	Supplies and Materials Purchases
CC86997	25/10/2023	BUNNINGS 303000	51.98	Supplies and Materials Purchases

Waste Education Coordinator**32.00**

CC87034	2/10/2023	ANNUAL FEE	32.00	Annual Fee
---------	-----------	------------	-------	------------

Waste Services Coordinator**32.00**

CC86971	2/10/2023	ANNUAL FEE	32.00	Annual Fee
---------	-----------	------------	-------	------------

Waste Services Manager**2,559.60**

CC87207	2/10/2023	ANNUAL FEE	32.00	Annual Fee
CC86813	4/10/2023	Tickets*Change Mak	25.00	Conferences and Seminars
CC87043	12/10/2023	DAVID GRAY/CO	79.30	Supplies and Materials Purchases
CC86963	13/10/2023	BUYPROMOTIONAL.COM.AU	512.28	Supplies and Materials Purchases
CC86966	13/10/2023	BUNNINGS 303000	35.52	Supplies and Materials Purchases
CC87204	20/10/2023	CASTLE EQUIPMENT HIR	1,875.50	Supplies and Materials Purchases

Young Peoples Services Coordinator**1,970.33**

CC87313	29/09/2023	SPOTLIGHT PTY LTD	44.59	Supplies and Materials Purchases
CC87319	29/09/2023	SP THE VINYL LOFT	16.35	Supplies and Materials Purchases
CC87323	29/09/2023	SP PERTH VINYL SUPPL	16.09	Supplies and Materials Purchases
CC87326	29/09/2023	OFFICEWORKS	55.42	Supplies and Materials Purchases
CC87083	2/10/2023	ANNUAL FEE	32.00	Annual Fee
CC87289	2/10/2023	BALDIVIS IGA	17.97	Supplies and Materials Purchases
CC87291	6/10/2023	EVENTBRITE.COM ORG FEE	39.00	Subscriptions and Memberships
CC87276	9/10/2023	BIGW ONLINE	221.30	Supplies and Materials Purchases
CC87280	9/10/2023	SPACETOCO VENUE HIRE	47.50	Hire of Equipment and Facilities

KWONG

Page 19 of 21

07-Feb-2024



CC87044	12/10/2023	COLES 0490	65.75	Supplies and Materials Purchases
CC87057	12/10/2023	SPACETOCO VENUE HIRE	42.50	Hire of Equipment and Facilities
CC87059	12/10/2023	BIG W 0444	38.50	Supplies and Materials Purchases
CC87002	13/10/2023	MUFFIN BREAK GATEWAY	18.00	Meeting/Workshop Catering
CC86853	16/10/2023	SPACETOCO VENUE HIRE	-47.50	Hire of Equipment and Facilities
CC86944	16/10/2023	SPACETOCO VENUE HIRE	47.50	Hire of Equipment and Facilities
CC86796	17/10/2023	EDUCATIONAL ART SUPP	221.39	Supplies and Materials Purchases
CC86820	17/10/2023	SP JB HI-FI ONLINE	424.68	Supplies and Materials Purchases
CC87348	18/10/2023	Woolworths Online	112.00	Supplies and Materials Purchases
CC87317	19/10/2023	COCKBURN SUPER CLINI	3.99	Supplies and Materials Purchases
CC87154	23/10/2023	Booktopia Pty Ltd	553.30	Supplies and Materials Purchases

Young Peoples Services Librarian

949.03

CC87058	2/10/2023	ANNUAL FEE	32.00	Annual Fee
CC87241	2/10/2023	Booktopia Pty Ltd	459.95	Supplies and Materials Purchases
CC86898	16/10/2023	SQ *LIVROS FOR KIDS AU	269.00	Supplies and Materials Purchases
CC87222	20/10/2023	GARDEN CITY NEWS	15.50	Supplies and Materials Purchases
CC86953	26/10/2023	Booktopia Pty Ltd	172.58	Supplies and Materials Purchases

Youth Centre Coordinator

1,286.27

CC87087	2/10/2023	ANNUAL FEE	32.00	Annual Fee
CC87221	2/10/2023	COLES ONLINE	102.30	Program Costs
CC87265	2/10/2023	COLES 0490	36.00	Program Costs
CC86784	5/10/2023	BUNNINGS 729000	63.86	Supplies and Materials Purchases
CC87359	5/10/2023	Zambrero Success	101.60	Meeting/Workshop Catering
CC87242	9/10/2023	CLARK RUBBER JANDAKOT	89.90	Supplies and Materials Purchases
CC87270	9/10/2023	COLES 0333	64.20	Program Costs
CC87181	10/10/2023	COLES 0490	66.30	Program Costs
CC87005	12/10/2023	MALATWELL.COM.AU	179.00	Supplies and Materials Purchases
CC87011	12/10/2023	Dominos Estore Success	65.50	Program Costs
CC87017	12/10/2023	COLES ONLINE	168.53	Program Costs
CC87360	18/10/2023	COLES 0490	29.40	Program Costs
CC87269	19/10/2023	COLES 0490	56.41	Program Costs
CC87206	20/10/2023	BUNNINGS 729000	69.76	Supplies and Materials Purchases
CC87151	23/10/2023	JB HI FI COCKBURN	88.95	Supplies and Materials Purchases
CC86894	26/10/2023	COLES ONLINE	72.56	Program Costs



Youth Development Officer

1,676.04

CC87341	29/09/2023	GENERAL STORE L0036	29.99	Supplies and Materials Purchases
CC87347	29/09/2023	SUCCESS HEALTH P/L	99.99	Supplies and Materials Purchases
CC86968	2/10/2023	ANNUAL FEE	32.00	Annual Fee
CC86903	3/10/2023	THE HOYTS CORPORATIO	302.00	Program Costs
CC86929	3/10/2023	LAKES BIKES	72.00	Supplies and Materials Purchases
CC86943	3/10/2023	COLES 0490	66.39	Meeting/Workshop Catering
CC87361	5/10/2023	COLES 0490	93.03	Supplies and Materials Purchases
CC87312	6/10/2023	MELVILLE GOLF CENTRE	224.00	Program Costs
CC87069	11/10/2023	RED DOT STORES	99.51	Supplies and Materials Purchases
CC87075	11/10/2023	RED DOT STORES	23.00	Program Costs
CC87008	12/10/2023	BIG W 0444	92.00	Supplies and Materials Purchases
CC87014	12/10/2023	BIG W 0444	79.80	Supplies and Materials Purchases
CC87020	12/10/2023	KMART 1362	26.00	Supplies and Materials Purchases
CC87023	12/10/2023	KMART 1362	98.40	Supplies and Materials Purchases
CC87026	12/10/2023	KMART 1362	93.90	Supplies and Materials Purchases
CC86979	13/10/2023	WOOLWORTHS 4703	24.00	Meeting/Workshop Catering
CC87308	19/10/2023	Woolworths Online	73.10	Meeting/Workshop Catering
CC87248	20/10/2023	BP EX THOMSNS L 5992	22.43	Supplies and Materials Purchases
CC87125	23/10/2023	BIG W 0444	57.90	Supplies and Materials Purchases
CC86991	25/10/2023	Woolworths Online	66.60	Meeting/Workshop Catering

Youth Services Manager

939.09

CC86981	2/10/2023	ANNUAL FEE	32.00	Annual Fee
CC86859	4/10/2023	Hollywood Private	21.60	Parking Expenses
CC86901	16/10/2023	JB HI FI COCKBURN	59.95	Office Supplies
CC86907	16/10/2023	POWERPLAY 2 PL	34.00	Program Costs
CC87209	20/10/2023	Portuguese Delights	24.36	Meeting/Workshop Catering
CC86982	25/10/2023	Tickets*WA Youth A	142.98	Conferences and Seminars
CC86994	25/10/2023	PERTH GARDEN GAMES	418.20	Equipment Purchases
CC86905	26/10/2023	BIG W 0444	206.00	Supplies and Materials Purchases

Total Cards - 85

113,364.59



**City of Cockburn
Credit Card Transactions Report**

Transactions Post Date Between 28-Oct-2023 and 28-Nov-2023

Reference	Date	Amount	Service Provider	Card Liability	Description
Chief of Built and Natural Environment			240.03		
CC88349	30/10/2023	102.00	Fremantle Dockers	102.00	Events and Functions
CC88169	1/11/2023	21.26	WILSON PARKING P082	21.26	Parking Expenses
CC88087	2/11/2023	15.00	EB *Urban Design Forum	15.00	Conferences and Seminars
CC87986	3/11/2023	18.00	Pan Pacific	18.00	Parking Expenses
CC88492	8/11/2023	10.23	SP Kings Square	10.23	Parking Expenses
CC88280	13/11/2023	13.12	CITY OF PERTH PARKING-	13.12	Parking Expenses
CC88039	15/11/2023	4.00	UNIVERSITY OF WESTER	4.00	Parking Expenses
CC88042	15/11/2023	4.00	UNIVERSITY OF WESTER	4.00	Parking Expenses
CC88391	20/11/2023	2.99	APPLE.COM/BILL	2.99	Subscriptions and Memberships
CC88437	20/11/2023	14.18	WILSON PARKING PER031	14.18	Parking Expenses
CC88209	23/11/2023	21.26	WILSON PARKING P082	21.26	Parking Expenses
CC88212	23/11/2023	7.99	APPLE.COM/BILL	7.99	Subscriptions and Memberships
CC87987	28/11/2023	6.00	CITY OF FREMANTLE	6.00	Parking Expenses
Acting Manager Public Health and Buildin			728.70		
CC87970	6/11/2023	66.50	ELEMENTS MEDICAL	66.50	Supplies and Materials Purchases
CC88418	9/11/2023	16.20	WILSON PARKING PER057	16.20	Parking Expenses
CC88494	17/11/2023	71.75	MOUSER ELECTRONICS INC	71.75	Supplies and Materials Purchases
CC88000	28/11/2023	574.25	SEC*EHA SA	574.25	Supplies and Materials Purchases
Adult Services Coordinator			1,054.73		
CC88156	1/11/2023	14.00	RED DOT STORES	14.00	Supplies and Materials Purchases
CC88084	2/11/2023	70.64	BIG W 0455	70.64	Supplies and Materials Purchases
CC88090	2/11/2023	33.95	BIGW ONLINE	33.95	Supplies and Materials Purchases
CC88093	2/11/2023	95.00	BIG W 0455	95.00	Supplies and Materials Purchases
CC88098	2/11/2023	135.00	COCKBURN PARTY HIRE	135.00	Hire of Equipment and Facilities
CC87981	3/11/2023	99.00	SPOTLIGHT MELVILLE	99.00	Equipment Purchases
CC88035	3/11/2023	99.00	SPOTLIGHT MELVILLE	99.00	Equipment Purchases
CC88058	3/11/2023	34.50	SPOTLIGHT MELVILLE	34.50	Equipment Purchases
CC88061	3/11/2023	99.00	SPOTLIGHT MELVILLE	99.00	Equipment Purchases
CC88390	9/11/2023	23.99	OFFICEWORKS	23.99	Supplies and Materials Purchases
CC88424	9/11/2023	172.90	MISS MAUD	172.90	Meeting/Workshop Catering
CC88328	10/11/2023	63.91	OFFICEWORKS 0616	63.91	Equipment Purchases
CC88366	10/11/2023	10.00	SPOTLIGHT MELVILLE	10.00	Equipment Purchases
CC88277	13/11/2023	75.00	PERTH FESTIVAL	75.00	Conferences and Seminars
CC88182	14/11/2023	2.95	COLES 0490	2.95	Meeting/Workshop Catering
CC88033	16/11/2023	10.94	FARMER JACKS SPEARWO	10.94	Meeting/Workshop Catering
CC88225	23/11/2023	14.95	WOOLWORTHS 4367	14.95	Meeting/Workshop Catering
Art and Culture Coordinator			1,072.73		
CC88289	30/10/2023	11.30	WOOLWORTHS 4395	11.30	Supplies and Materials Purchases
CC88357	30/10/2023	46.82	BUNNINGS 303000	46.82	Supplies and Materials Purchases
CC88052	3/11/2023	83.48	OFFICEWORKS 0620	83.48	Supplies and Materials Purchases
CC88519	7/11/2023	449.00	SP FRESH PROVISIONS	449.00	Meeting/Workshop Catering
CC88409	9/11/2023	38.00	COCKBURN PARTY HIRE	38.00	Hire of Equipment and Facilities
CC88415	9/11/2023	220.60	JAYCAR PTY LTD	220.60	Equipment Purchases
CC88434	9/11/2023	69.83	GILBERT AND SONS FRE	69.83	Meeting/Workshop Catering
CC88140	14/11/2023	8.00	COCKBURN PARTY HIRE	8.00	Hire of Equipment and Facilities
CC88216	23/11/2023	110.00	SPACETOCO VENUE HIRE	110.00	Hire of Equipment and Facilities
CC87991	28/11/2023	35.70	SQ *BEELIAR DRIVE FLOW	35.70	Supplies and Materials Purchases
BRANCH MANAGER - SPEARWOOD			647.70		
CC88332	21/11/2023	207.90	INDOOR GARDENS PTY L	207.90	Professional Services
CC88342	21/11/2023	207.90	INDOOR GARDENS PTY L	207.90	Supplies and Materials Purchases
CC88348	21/11/2023	207.90	INDOOR GARDENS PTY L	207.90	Professional Services



CC88380	21/11/2023	24.00	BIG W 0455	24.00	Book for library collection
---------	------------	-------	------------	-------	-----------------------------

Branch Support Librarian**854.93**

CC88381	30/10/2023	70.00	PAYPAL *BIG W	70.00	Supplies and Materials Purchases
CC88513	7/11/2023	196.55	Booktopia Pty Ltd	196.55	Supplies and Materials Purchases
CC88467	8/11/2023	31.40	AMAZON AU RETAIL	31.40	Supplies and Materials Purchases
CC88195	13/11/2023	88.59	AMAZON AU MARKETPLACE	88.59	Supplies and Materials Purchases
CC88211	13/11/2023	19.00	KMART	19.00	Supplies and Materials Purchases
CC88214	13/11/2023	15.25	AMAZON AU MARKETPLACE	15.25	Supplies and Materials Purchases
CC88137	14/11/2023	41.89	Woolworths Online	41.89	Supplies and Materials Purchases
CC88045	15/11/2023	66.50	SPACETOCO VENUE HIRE	66.50	Hire of Equipment and Facilities
CC88512	16/11/2023	99.00	FAIRFAX SUBSCRIPTIONS	99.00	Supplies and Materials Purchases
CC88339	21/11/2023	72.00	NEWS PTY LIMITED	72.00	Supplies and Materials Purchases
CC88351	21/11/2023	12.75	KMART 1362	12.75	Supplies and Materials Purchases
CC88364	21/11/2023	43.40	BIG W 0444	43.40	Supplies and Materials Purchases
CC88374	21/11/2023	8.00	SQ *CANDY N MORE	8.00	Supplies and Materials Purchases
CC88259	23/11/2023	3.50	YELLOW RAVEN CAFE	3.50	Supplies and Materials Purchases
CC88145	24/11/2023	-72.60	AMAZON AU MARKETPLACE	-72.60	Supplies and Materials Purchases
CC88187	24/11/2023	103.90	Booktopia Pty Ltd	103.90	Supplies and Materials Purchases
CC88132	27/11/2023	55.80	PAYPAL *SHEIN	55.80	Supplies and Materials Purchases

Chief of Community Services**435.00**

CC88278	30/10/2023	40.00	NEWS LIMITED	40.00	Subscriptions and Memberships
CC88056	15/11/2023	355.00	Rumbles Cafe	355.00	Subscriptions and Memberships
CC88050	27/11/2023	40.00	NEWS PTY LIMITED	40.00	Subscriptions and Memberships

Chief Operations Officer**1,551.51**

CC88276	30/10/2023	885.59	A LA FOLIE PTY LTD	885.59	Events and Functions
CC88509	7/11/2023	517.00	IKEA PTY LTD	517.00	Office Supplies
CC88487	8/11/2023	28.00	WANEWSDTI	28.00	Subscriptions and Memberships
CC88285	22/11/2023	24.00	CPP CONVENTION CENTRE	24.00	Parking Expenses
CC88329	22/11/2023	24.23	CPP Convention Centre	24.23	Parking Expenses
CC88282	23/11/2023	24.23	CPP Convention Centre	24.23	Parking Expenses
CC88082	27/11/2023	24.23	CPP Convention Centre	24.23	Parking Expenses
CC88123	27/11/2023	24.23	CPP Convention Centre	24.23	Parking Expenses

Child Care Services Manager**1,107.00**

CC88403	9/11/2023	100.00	SQ *JAZZIE SHAZZIES	100.00	Professional Services
CC87984	28/11/2023	1,007.00	MYO*Harmony Kids	1,007.00	Subscriptions and Memberships

CHILDREN'S DEVELOPMENT OFFICER**171.90**

CC88306	30/10/2023	48.25	BIG W 0455	48.25	Program Costs
CC88314	30/10/2023	66.00	SPOTLIGHT MELVILLE	66.00	Program Costs
CC87967	6/11/2023	-35.35	BIG W 0455	-35.35	Program Costs
CC88363	10/11/2023	93.00	COCKBURN GATEWAY SHOPP	93.00	Program Costs

Citizenship and Civic Services Superviso**864.04**

CC88218	31/10/2023	229.74	SP LUNA EVENTS	229.74	Supplies and Materials Purchases
CC88302	13/11/2023	188.10	OCONNOR RETRAVISION	188.10	Equipment Purchases
CC88185	14/11/2023	75.00	JEM FLORAL DESIGN STUD	75.00	Meeting/Workshop Catering
CC88070	15/11/2023	211.20	HOST DIRECT	211.20	Equipment Purchases
CC88439	20/11/2023	160.00	BWS LIQUOR 4097	160.00	Meeting/Workshop Catering

City Facilities Coordinator**1,899.97**

CC87963	6/11/2023	837.30	SQ *METRO FILTERS	837.30	Professional Services
CC88463	8/11/2023	782.00	Tool Kit Depot	782.00	Supplies and Materials Purchases
CC88085	15/11/2023	171.65	SEC*CITY OF COCKBURN	171.65	Bank and Other Fees
CC88247	23/11/2023	109.02	Mega Office Supplies	109.02	Supplies and Materials Purchases

City Facilities Manager**271.64**

CC88227	31/10/2023	99.99	SP NANO FLASHLIGHTS	99.99	Equipment Purchases
CC88112	2/11/2023	171.65	SEC*CITY OF COCKBURN	171.65	Professional Services

Civil Infrastructure Manager

120.19

CC88372	10/11/2023	68.70	AMZN Mktp US*KM7GF4R63	68.70	Equipment Purchases
CC88443	20/11/2023	37.99	SUPER CHEAP AUTO	37.99	Motor Vehicle Expenses
CC88358	21/11/2023	13.50	TOTALLY WORK WEAR FR	13.50	Equipment Purchases

Cockburn ARC Manager

5,886.89

CC88379	10/11/2023	226.50	Subway Gateway	226.50	Meeting/Workshop Catering
CC88384	10/11/2023	95.84	INTNL TRANSACTION FEE	95.84	Bank and Other Fees
CC88386	10/11/2023	3,833.57	AQUASTAR POOL	3,833.57	Supplies and Materials Purchases
CC88189	14/11/2023	199.98	SUCCESS HEALTH P/L	199.98	Supplies and Materials Purchases
CC88514	16/11/2023	480.00	STRIKE AUSTRALIA PTY L	480.00	Events and Functions
CC88518	16/11/2023	480.00	STRIKE AUSTRALIA PTY L	480.00	Events and Functions
CC88111	27/11/2023	425.00	FITNESS.EDU.AU	425.00	Training & Professional Development
CC88120	27/11/2023	146.00	PAYPAL *LIMEFLOWERS	146.00	Supplies and Materials Purchases

Cockburn Care Operations Manager

29.33

CC89330	1/11/2023	29.33	ANNUAL FEE	29.33	Bank and Other Fees
---------	-----------	-------	------------	-------	---------------------

Collection Development Librarian

1,547.79

CC88233	31/10/2023	867.39	BOLINDA PUBLISHING	867.39	Supplies and Materials Purchases
CC88141	2/11/2023	29.99	NEW EDITION BOOKSHOP	29.99	Supplies and Materials Purchases
CC88147	2/11/2023	650.41	WANEWSDTI	650.41	Subscriptions and Memberships

Communications and Marketing Manager

5,316.76

CC88197	1/11/2023	1,250.00	FACEBK *3FWP8VKMT2	1,250.00	Advertising
CC88128	2/11/2023	198.19	FACEBK *B3FPU3MT2	198.19	Advertising
CC88525	7/11/2023	1,250.00	FACEBK *VV45LV3NT2	1,250.00	Advertising
CC88201	13/11/2023	3.14	PIXLR.COM Inmagine Lab	3.14	Subscriptions and Memberships
CC88208	13/11/2023	0.08	INTNL TRANSACTION FEE	0.08	Bank and Other Fees
CC88152	14/11/2023	1,250.00	FACEBK *BG9VLUBMT2	1,250.00	Advertising
CC88173	14/11/2023	59.00	FAIRFAX SUBSCRIPTIONS	59.00	Subscriptions and Memberships
CC88040	27/11/2023	0.04	INTNL TRANSACTION FEE	0.04	Bank and Other Fees
CC88043	27/11/2023	1.34	INTNL TRANSACTION FEE	1.34	Bank and Other Fees
CC88059	27/11/2023	1.51	LNK.BIO	1.51	Subscriptions and Memberships
CC88075	27/11/2023	53.46	BITLY.COM	53.46	Subscriptions and Memberships
CC88102	27/11/2023	1,250.00	FACEBK *85UA9WPMT2	1,250.00	Advertising

Community Development Coordinator

2,719.73

CC88268	30/10/2023	18.23	Hunter Bread	18.23	Meeting/Workshop Catering
CC88271	30/10/2023	10.50	IGA XPRESS BIRBA LAKE	10.50	Meeting/Workshop Catering
CC88273	30/10/2023	17.90	THE BISTROT	17.90	Meeting/Workshop Catering
CC88194	1/11/2023	428.30	BIG W 0455	428.30	Program Costs
CC88116	2/11/2023	66.99	BIG W 0455	66.99	Program Costs
CC87957	6/11/2023	49.06	SQ *THE GRIND REAPER	49.06	Meeting/Workshop Catering
CC87959	6/11/2023	162.00	SQ *THE BLACK TRUFFLE	162.00	Meeting/Workshop Catering
CC88322	10/11/2023	334.66	RED DOT	334.66	Program Costs
CC88251	13/11/2023	78.00	TARGET 5076	78.00	Program Costs
CC88079	15/11/2023	149.95	BIG W 0455	149.95	Program Costs
CC88088	15/11/2023	33.00	SPACETOCO VENUE HIRE	33.00	Hire of Equipment and Facilities
CC88478	17/11/2023	200.00	WOOLWORTHS 4367	200.00	Program Costs
CC88493	17/11/2023	11.98	GILBERTS FRESH HILTO	11.98	Meeting/Workshop Catering
CC88389	20/11/2023	63.95	IGA CANNING B L0013	63.95	Meeting/Workshop Catering
CC88377	21/11/2023	289.47	FOREVER SHINING	289.47	Program Costs
CC88310	22/11/2023	200.00	WOOLWORTHS 4367	200.00	Program Costs
CC88237	23/11/2023	25.00	KMART 1362	25.00	Program Costs
CC88240	23/11/2023	313.96	WOOLWORTHS 4335	313.96	Program Costs
CC88244	23/11/2023	299.97	GILBERTS FRESH HILTON	299.97	Meeting/Workshop Catering
CC88250	23/11/2023	19.00	WOOLWORTHS 4703	19.00	Meeting/Workshop Catering
CC88272	23/11/2023	4.05	MOMOKO FOOD	4.05	Meeting/Workshop Catering



CC88157	24/11/2023	-99.99	GILBERTS FRESH HILTON	-99.99	Meeting/Workshop Catering
CC88022	28/11/2023	43.75	SPACETOCO VENUE HIRE	43.75	Hire of Equipment and Facilities

COMMUNITY DEVELOPMENT MANAGER 113.00

CC88411	9/11/2023	16.00	SQ *CAFFISSIMO PHOENIX	16.00	Meeting/Workshop Catering
CC88368	21/11/2023	97.00	BIG W 0455	97.00	Supplies and Materials Purchases

Coordinator Work Health and Safety 588.71

CC88524	7/11/2023	301.71	NOISE VIBRATION MEASUR	301.71	Hire of Equipment and Facilities
CC88258	13/11/2023	42.92	OFFICEWORKS 0620	42.92	Office Supplies
CC88264	13/11/2023	233.08	OFFICEWORKS 0620	233.08	Equipment Purchases
CC88118	15/11/2023	11.00	KMART 1362	11.00	Office Supplies

Customer Experience and Marketing Lead 1,641.12

CC88150	1/11/2023	27.98	AMAZON AU MARKETPLACE	27.98	Supplies and Materials Purchases
CC88080	2/11/2023	389.70	EPSON AUST PTY LTD	389.70	Supplies and Materials Purchases
CC88125	2/11/2023	52.78	FACEBK *73227WXHE2	52.78	Advertising
CC88002	3/11/2023	66.50	COLES 0490	66.50	Meeting/Workshop Catering
CC88018	3/11/2023	60.00	KMART 1362	60.00	Supplies and Materials Purchases
CC87964	6/11/2023	49.49	RED DOT STORES	49.49	Supplies and Materials Purchases
CC88440	8/11/2023	41.90	HOUSE AND TRADE SUPPLI	41.90	Supplies and Materials Purchases
CC88420	9/11/2023	16.13	OFFICEWORKS 0620	16.13	Advertising
CC88432	9/11/2023	19.25	BUNNINGS 729000	19.25	Supplies and Materials Purchases
CC88350	10/11/2023	149.98	LEGO AUSTRALIA PTY LTD	149.98	Supplies and Materials Purchases
CC88223	13/11/2023	165.00	FACEBK *MQNGAXBHE2	165.00	Advertising
CC88036	15/11/2023	145.00	HOUSE AND TRADE SUPPLI	145.00	Supplies and Materials Purchases
CC88048	15/11/2023	59.85	UNDER THE SUN	59.85	Supplies and Materials Purchases
CC88060	15/11/2023	183.10	CHRISTMAS PRESENCE	183.10	Supplies and Materials Purchases
CC88073	15/11/2023	9.00	VINNIES MYAREE	9.00	Supplies and Materials Purchases
CC88076	15/11/2023	40.99	AMAZON AU MARKETPLACE	40.99	Supplies and Materials Purchases
CC88100	15/11/2023	38.00	KMART 1024	38.00	Supplies and Materials Purchases
CC88500	16/11/2023	-41.90	HOUSE AND TRADE SUPPLI	-41.90	Supplies and Materials Purchases
CC88490	17/11/2023	10.80	CAMPSITE PRO	10.80	Subscriptions and Memberships
CC88498	17/11/2023	0.27	INTNL TRANSACTION FEE	0.27	Bank and Other Fees
CC88416	20/11/2023	104.50	KMART 1362	104.50	Supplies and Materials Purchases
CC88417	20/11/2023	24.80	SPOTLIGHT PTY LTD	24.80	Supplies and Materials Purchases
CC88234	23/11/2023	28.00	IKEA PERTH	28.00	Supplies and Materials Purchases

Customer Experience Coordinator 980.15

CC88397	9/11/2023	863.16	OFFICEWORKS	863.16	Equipment Purchases
CC88361	21/11/2023	116.99	ACCIDENTAL - PERTH	116.99	Supplies and Materials Purchases

Customer Experience Coordinator - ARC 3,265.90

CC88365	30/10/2023	5.06	INTNL TRANSACTION FEE	5.06	Bank and Other Fees
CC88375	30/10/2023	202.59	QUICKTAPSURVEY	202.59	Subscriptions and Memberships
CC88068	2/11/2023	61.66	Google ADS7377651407	61.66	Advertising
CC88074	2/11/2023	60.00	BIG W 0444	60.00	Supplies and Materials Purchases
CC88106	2/11/2023	90.00	KMART 1362	90.00	Supplies and Materials Purchases
CC88113	2/11/2023	63.30	BIG W 0444	63.30	Supplies and Materials Purchases
CC87979	3/11/2023	17.99	Canva* 03957-9925857	17.99	Subscriptions and Memberships
CC87988	3/11/2023	569.25	ATI MIRAGE TRAINING	569.25	Training & Professional Development
CC88024	3/11/2023	14.13	INTNL TRANSACTION FEE	14.13	Bank and Other Fees
CC88055	3/11/2023	565.21	KEEPME PTE LTD	565.21	Subscriptions and Memberships
CC88062	3/11/2023	65.00	COCKBURN ARC	65.00	Supplies and Materials Purchases
CC87950	7/11/2023	39.70	FACEBK *ZJ9DSTBA32	39.70	Advertising
CC87953	7/11/2023	4.48	INTNL TRANSACTION FEE	4.48	Bank and Other Fees
CC87954	7/11/2023	179.37	OUTGROW	179.37	Subscriptions and Memberships
CC88457	8/11/2023	56.26	WOOLWORTHS 4394	56.26	Events and Functions
CC88405	9/11/2023	39.00	KMART 1362	39.00	Equipment Purchases
CC88407	9/11/2023	10.50	The Lucky Charm Succ	10.50	Supplies and Materials Purchases
CC88426	9/11/2023	50.99	RJ's Bikes Pty Ltd	50.99	Equipment Purchases

KWONG

CC88356	10/11/2023	180.00	SP MICCA MARKETING	180.00	Equipment Purchases
CC88290	13/11/2023	93.50	iStock.com	93.50	Subscriptions and Memberships
CC88309	13/11/2023	10.00	SOUTH STREET PHARMAC	10.00	Supplies and Materials Purchases
CC88454	17/11/2023	93.00	KMART	93.00	Supplies and Materials Purchases
CC88462	17/11/2023	59.69	WOOLWORTHS 4394	59.69	Supplies and Materials Purchases
CC88468	17/11/2023	22.00	KMART 1362	22.00	Supplies and Materials Purchases
CC88474	17/11/2023	38.00	KMART 1362	38.00	Supplies and Materials Purchases
CC88480	17/11/2023	99.00	WOOLWORTHS 4394	99.00	Supplies and Materials Purchases
CC88482	17/11/2023	159.75	COLES 0490	159.75	Supplies and Materials Purchases
CC88421	20/11/2023	127.61	Koch	127.61	Supplies and Materials Purchases
CC88431	20/11/2023	45.60	SPOTLIGHT COCKBURN	45.60	Supplies and Materials Purchases
CC88168	24/11/2023	42.86	CEDAR HOSPITALITY SPLY	42.86	Equipment Purchases
CC88028	28/11/2023	195.51	QUICKTAPSURVEY	195.51	Subscriptions and Memberships
CC88031	28/11/2023	4.89	INTNL TRANSACTION FEE	4.89	Bank and Other Fees

Economic Development Officer

858.61

CC88101	2/11/2023	19.87	SQ *THE GRIND REAPER	19.87	Meeting/Workshop Catering
CC88103	2/11/2023	452.00	Coogee Common	452.00	Meeting/Workshop Catering
CC88109	2/11/2023	28.86	UBER *TRIP	28.86	Travel and Accommodation
CC88015	3/11/2023	40.00	Pan Pacific	40.00	Parking Expenses
CC88041	3/11/2023	24.68	UBER *TRIP	24.68	Travel and Accommodation
CC88503	8/11/2023	16.66	CPP Council House	16.66	Parking Expenses
CC88204	13/11/2023	31.18	UBER *TRIP	31.18	Travel and Accommodation
CC88217	13/11/2023	30.34	UBER *TRIP	30.34	Travel and Accommodation
CC88220	13/11/2023	22.77	UBER *TRIP	22.77	Travel and Accommodation
CC88270	13/11/2023	13.29	SP Kings Square	13.29	Parking Expenses
CC88274	13/11/2023	22.87	UBER *TRIP	22.87	Travel and Accommodation
CC88067	15/11/2023	-30.34	UBER *TRIP	-30.34	Travel and Accommodation
CC88097	15/11/2023	65.00	EB *Whos Who at the Zo	65.00	Conferences and Seminars
CC88115	15/11/2023	-22.87	UBER *TRIP	-22.87	Travel and Accommodation
CC88127	15/11/2023	34.80	ALH VENUES 8256	34.80	Conferences and Seminars
CC88476	17/11/2023	12.26	SQ *THE GRIND REAPER	12.26	Meeting/Workshop Catering
CC88164	24/11/2023	11.90	EB *Your Business Our	11.90	Conferences and Seminars
CC88177	24/11/2023	39.14	OHHEYWA.COM.A* RFLRCL	39.14	Conferences and Seminars
CC88003	28/11/2023	46.20	SEC*EVENTBOOKINGS PTY	46.20	Conferences and Seminars

Events Coordinator

2,049.76

CC88321	30/10/2023	20.25	CITY OF FREMANTLE	20.25	Parking Expenses
CC88373	30/10/2023	6.00	THE REJECT SHOP	6.00	Supplies and Materials Purchases
CC88337	10/11/2023	910.00	TUTU EVENT HIRE	910.00	Hire of Equipment and Facilities
CC88296	13/11/2023	166.31	BP BIBRA LAKE 7451	166.31	Motor Vehicle Expenses
CC88051	15/11/2023	450.00	SPACETOCO VENUE HIRE	450.00	Hire of Equipment and Facilities
CC88203	23/11/2023	47.03	INVEFUTURE PTY LTD	47.03	Events and Functions
CC88072	27/11/2023	164.00	SQ *JANINES	164.00	Events and Functions
CC88117	27/11/2023	286.17	BUNNINGS 729000	286.17	Equipment Purchases

Events Officer

1,799.55

CC88215	31/10/2023	-12.50	BIGW ONLINE	-12.50	Events and Functions
CC88224	31/10/2023	107.50	BIGW ONLINE	107.50	Events and Functions
CC88181	1/11/2023	43.55	BIG W 0455	43.55	Events and Functions
CC87952	7/11/2023	122.75	WOOLWORTHS 4367	122.75	Events and Functions
CC88511	7/11/2023	8.97	BIG W 0455	8.97	Events and Functions
CC88515	7/11/2023	155.09	ALDI STORES - BEELIAR	155.09	Events and Functions
CC88438	8/11/2023	14.00	RED DOT STORES	14.00	Events and Functions
CC88430	9/11/2023	15.04	ALDI STORES - BEELIAR	15.04	Events and Functions
CC88319	10/11/2023	25.50	BIGW ONLINE	25.50	Events and Functions
CC88283	13/11/2023	32.64	SQ *BEELIAR DRIVE FLOW	32.64	Events and Functions
CC88293	13/11/2023	10.80	COLES 0494	10.80	Events and Functions
CC88155	14/11/2023	44.00	BIBRA LAKE LUNCH BAR	44.00	Events and Functions
CC88484	17/11/2023	999.99	SQ *LUMIN8 EVENTS	999.99	Hire of Equipment and Facilities
CC88423	20/11/2023	6.00	RED DOT STORES	6.00	Events and Functions
CC88433	20/11/2023	4.00	RED DOT STORES	4.00	Events and Functions
CC88047	27/11/2023	28.00	CELLARBRATIONS AT YANG	28.00	Events and Functions



CC88069	27/11/2023	62.90	INVEFUTURE PTY LTD	62.90	Events and Functions
CC88086	27/11/2023	116.30	COLES 0494	116.30	Events and Functions
CC88105	27/11/2023	15.02	BUNNINGS 303000	15.02	Events and Functions

EXECUTIVE CORPORATE AFFAIRS**2,650.30**

CC88505	7/11/2023	-50.00	FRAUD REVERSAL	-50.00	Disputed Transaction
CC88526	7/11/2023	82.19	GM CABS PTY LTD	82.19	Travel and Accommodation
CC88491	8/11/2023	864.78	Aiden Darling Harbour	864.78	Travel and Accommodation
CC88495	8/11/2023	864.78	Aiden Darling Harbour	864.78	Travel and Accommodation
CC88413	9/11/2023	555.73	Tickets*Australian	555.73	Events and Functions
CC88325	10/11/2023	61.53	CabFare Payments	61.53	Travel and Accommodation
CC88104	15/11/2023	205.00	Rumbles Cafe	205.00	Meeting/Workshop Catering
CC88506	16/11/2023	11.00	CPP CITIPLACE	11.00	Parking Expenses
CC88275	23/11/2023	9.09	CITY OF PERTH PARKING-	9.09	Parking Expenses
CC87989	28/11/2023	46.20	SEC*EVENTBOOKINGS PTY	46.20	Conferences and Seminars

Executive Governance and Strategy**4.99**

CC88429	20/11/2023	4.99	REMARKABLE	4.99	Subscriptions and Memberships
---------	------------	------	------------	------	-------------------------------

Executive Officer**1,447.59**

CC88354	30/10/2023	697.37	Business Base	697.37	Equipment Purchases
CC88359	30/10/2023	55.00	PLUNGE	55.00	Meeting/Workshop Catering
CC88252	31/10/2023	59.00	FAIRFAX SUBSCRIPTIONS	59.00	Subscriptions and Memberships
CC87999	3/11/2023	137.50	SPACETOCO VENUE HIRE	137.50	Hire of Equipment and Facilities
CC87962	6/11/2023	150.70	ASPIREDANCECOLLECTIONS	150.70	Supplies and Materials Purchases
CC88448	8/11/2023	142.50	Business Base	142.50	Supplies and Materials Purchases
CC88170	14/11/2023	99.00	WOOLWORTHS 4367	99.00	Events and Functions
CC88179	14/11/2023	71.70	WOOLWORTHS 4367	71.70	Events and Functions
CC88298	22/11/2023	34.82	WOOLWORTHS 4367	34.82	Events and Functions

Executive officer to the Mayor and Council**298.10**

CC87983	3/11/2023	270.00	THE URBAN DEVELOPMNT	270.00	Travel and Accommodation
CC88508	16/11/2023	28.10	SQ *CAFFISSIMO PHOENIX	28.10	Meeting/Workshop Catering

Family & Community Development Manager**110.00**

CC88167	1/11/2023	60.00	RILEYCALLIERESOURCES	60.00	Supplies and Materials Purchases
CC88144	2/11/2023	50.00	HARVEY NORMAN AV/IT	50.00	Office Supplies

Fire and Emergency Management Manager**759.53**

CC88331	10/11/2023	250.00	SQ *MADE BY MARSHA	250.00	Meeting/Workshop Catering
CC88242	13/11/2023	443.71	TOTALLY WORK WEAR FR	443.71	Supplies and Materials Purchases
CC88183	24/11/2023	65.82	OFFICEWORKS 0620	65.82	Office Supplies

Fleet Manager**679.07**

CC88153	1/11/2023	7.70	WA BOLTS PTY LTD	7.70	Supplies and Materials Purchases
CC88393	9/11/2023	9.79	WA BOLTS PTY LTD	9.79	Supplies and Materials Purchases
CC88232	13/11/2023	40.59	ENGINE PROTECTION EQ	40.59	Supplies and Materials Purchases
CC88516	16/11/2023	12.54	TRUCKLINE SPEARWOOD	12.54	Supplies and Materials Purchases
CC88266	23/11/2023	20.00	TOTALLY WORK WEAR FR	20.00	Supplies and Materials Purchases
CC88148	24/11/2023	39.45	WOOLWORTHS 4367	39.45	Supplies and Materials Purchases
CC88171	24/11/2023	549.00	MACK 1 MOTOR CYCLES	549.00	Supplies and Materials Purchases

Head of Community Development**1,603.23**

CC88107	15/11/2023	745.23	COLES ONLINE	745.23	Meeting/Workshop Catering
CC87994	28/11/2023	858.00	CUSTOM GEAR	858.00	Supplies and Materials Purchases

Head of Community Safety and Ranger Serv**991.05**

CC88333	30/10/2023	13.50	CITY OF FREMANTLE	13.50	Parking Expenses
CC88221	31/10/2023	-198.00	VMO*Vimeo Starter	-198.00	Refund for Diputed Transactions
CC88246	31/10/2023	198.00	VMO*Vimeo Starter	198.00	Disputed Transaction

CC88188	1/11/2023	10.90	Coogee Common	10.90	Events and Functions
CC87990	3/11/2023	966.65	SQ *OLIGHT AUSTRALIA	966.65	Equipment Purchases

Head of Develop Assessment & Compliance 490.19

CC87982	3/11/2023	450.00	PLANNING INSTITUTE OF	450.00	Conferences and Seminars
CC88445	20/11/2023	2.19	FARMER JACKS SPEARWO	2.19	Training & Professional Development
CC88092	27/11/2023	38.00	ASIC	38.00	Bank and Other Fees

Head of Information & Technology 2,572.01

CC88038	3/11/2023	55.95	WOOLWORTHS 4367	55.95	Supplies and Materials Purchases
CC88044	3/11/2023	169.00	Woolworths Online	169.00	Supplies and Materials Purchases
CC87966	6/11/2023	712.25	NETWORK DEVICES	712.25	Supplies and Materials Purchases
CC88444	8/11/2023	18.95	BIG W 0455	18.95	Supplies and Materials Purchases
CC88286	13/11/2023	150.00	GEOSPATIAL COUNCIL OF	150.00	Conferences and Seminars
CC88305	13/11/2023	1,430.11	DIGICERT	1,430.11	Subscriptions and Memberships
CC88312	13/11/2023	35.75	INTNL TRANSACTION FEE	35.75	Bank and Other Fees

Head of Library and Cultural Services 1,788.59

CC88281	30/10/2023	259.00	ESPLANADE HOTEL FREMAN	259.00	Events and Functions
CC88362	30/10/2023	263.59	DiscPartySupp	263.59	Events and Functions
CC88376	10/11/2023	82.00	PAPERLESS POST	82.00	Events and Functions
CC88026	16/11/2023	932.00	PAPERLESS POST	932.00	Events and Functions
CC88029	16/11/2023	170.00	PAPERLESS POST	170.00	Events and Functions
CC88466	17/11/2023	82.00	PAPERLESS POST	82.00	Events and Functions

Head of Planning 179.30

CC88292	30/10/2023	12.15	WILSON PARKING PER057	12.15	Parking Expenses
CC88007	3/11/2023	155.00	LGPA	155.00	Conferences and Seminars
CC88239	13/11/2023	12.15	WILSON PARKING PER057	12.15	Parking Expenses

Head of Projects 398.15

CC88479	8/11/2023	22.25	COLES 0494	22.25	Training & Professional Development
CC88485	8/11/2023	168.90	Subway Beeliar	168.90	Training & Professional Development
CC88382	10/11/2023	162.00	Subway Spearwood 19850	162.00	Training & Professional Development
CC88151	24/11/2023	45.00	SEC*CITY OF COCKBURN	45.00	Application, Licence, Registration Fees

Head of Property and Assets 55.58

CC88077	2/11/2023	21.26	WILSON PARKING AUSTRAL	21.26	Parking Expenses
CC88461	8/11/2023	17.16	CPP Pier Street	17.16	Parking Expenses
CC88497	8/11/2023	17.16	CPP Pier Street	17.16	Parking Expenses

Head of Sustainability and Environmen 247.15


CC88046	3/11/2023	15.50	Tickets*WALGA ReW	15.50	Training & Professional Development
CC88261	13/11/2023	109.75	MARGRIVER CHOCOLATE	109.75	Events and Functions
CC88158	14/11/2023	26.30	CATCH	26.30	Equipment Purchases
CC88398	20/11/2023	45.60	TRYBOOKING*AEE WA Cha	45.60	Training & Professional Development
CC88406	20/11/2023	17.00	MED*ALDIMobile	17.00	Supplies and Materials Purchases
CC88383	21/11/2023	33.00	DBCA	33.00	Subscriptions and Memberships

Health Promotion Officer 469.32

CC88300	30/10/2023	14.25	WOOLWORTHS 4857	14.25	Supplies and Materials Purchases
CC88248	13/11/2023	386.80	Surfing Lizard	386.80	Supplies and Materials Purchases
CC88054	15/11/2023	43.40	OFFICEWORKS 0616	43.40	Supplies and Materials Purchases
CC88064	15/11/2023	24.87	BUNNINGS 453000	24.87	Supplies and Materials Purchases

Infrastructure & Operations Coordinator 666.48

CC88297	30/10/2023	79.20	CLASSIC HIRE	79.20	Hire of Equipment and Facilities
CC88367	30/10/2023	124.00	JB HI FI ARMADALE	124.00	Equipment Purchases
CC88136	2/11/2023	314.42	GECKOBOARD	314.42	Subscriptions and Memberships
CC88138	2/11/2023	7.86	INTNL TRANSACTION FEE	7.86	Bank and Other Fees
CC87958	6/11/2023	25.00	NAAVI PTY LTD	25.00	Subscriptions and Memberships
CC88166	14/11/2023	116.00	BIGW ONLINE	116.00	Equipment Purchases



Landfill Supervisor HWRP

1,215.31

CC87968	6/11/2023	49.50	COLES 0494	49.50	Supplies and Materials Purchases
CC88442	8/11/2023	203.99	BUNNINGS 303000	203.99	Equipment Purchases
CC88392	20/11/2023	610.86	WESTRAC PTY LTD QUICK	610.86	Supplies and Materials Purchases
CC88219	23/11/2023	350.96	TOTALLY WORK WEAR FR	350.96	Supplies and Materials Purchases

Library Technician

2,333.90

CC88303	30/10/2023	451.00	SQ *G'BYE RUBBISH	451.00	Professional Services
CC88012	3/11/2023	285.77	SP JB HI-FI ONLINE	285.77	Supplies and Materials Purchases
CC88021	3/11/2023	613.21	WANEWSDTI	613.21	Subscriptions and Memberships
CC87972	6/11/2023	563.20	Booktopia Pty Ltd	563.20	Supplies and Materials Purchases
CC88229	13/11/2023	218.60	Booktopia Pty Ltd	218.60	Supplies and Materials Purchases
CC88304	22/11/2023	202.12	Booktopia Pty Ltd	202.12	Supplies and Materials Purchases

Library Technology Coordinator

1,942.04

CC88308	30/10/2023	145.00	SoundCloud Yearly Next	145.00	Subscriptions and Memberships
CC88316	30/10/2023	7.00	YELLOW RAVEN CAFE	7.00	Office Supplies
CC87961	6/11/2023	579.40	MAILCHIMP *MISC	579.40	Subscriptions and Memberships
CC88395	9/11/2023	585.00	BUNNINGS GROUP LTD	585.00	Office Supplies
CC88344	10/11/2023	355.47	Windcave	355.47	Subscriptions and Memberships
CC88163	14/11/2023	234.70	DREAMITHOS* DREAMIT HO	234.70	Subscriptions and Memberships
CC88020	16/11/2023	0.87	INTNL TRANSACTION FEE	0.87	Subscriptions and Memberships
CC88023	16/11/2023	34.60	CHATGPT SUBSCRIPTION	34.60	Subscriptions and Memberships

Manager Advocacy and Engagement

3,965.25

CC88324	30/10/2023	4.05	PLUNGE	4.05	Events and Functions
CC88330	30/10/2023	5.00	PLUNGE	5.00	Events and Functions
CC88335	30/10/2023	5.00	PLUNGE	5.00	Events and Functions
CC88338	30/10/2023	30.50	PLUNGE	30.50	Events and Functions
CC88341	30/10/2023	28.48	STRIKE FREMANTLE	28.48	Events and Functions
CC88343	30/10/2023	4.50	PLUNGE	4.50	Events and Functions
CC88346	30/10/2023	13.29	SP Kings Square	13.29	Travel and Accommodation
CC88352	30/10/2023	99.16	STRIKE FREMANTLE	99.16	Events and Functions
CC88159	1/11/2023	2,088.00	Coogee Common	2,088.00	Events and Functions
CC88334	10/11/2023	40.00	Pan Pacific	40.00	Travel and Accommodation
CC88267	13/11/2023	16.36	SP Kings Square	16.36	Travel and Accommodation
CC88121	15/11/2023	511.98	Tickets*Understand	511.98	Training & Professional Development
CC88004	16/11/2023	795.00	HOTEL REALM PTY LTD	795.00	Travel and Accommodation
CC88014	16/11/2023	30.08	ACT CABS 0261030882	30.08	Travel and Accommodation
CC88456	17/11/2023	12.34	ACT CABS 0261030882	12.34	Travel and Accommodation
CC88460	17/11/2023	28.00	HOPSCOTCH BAR	28.00	Travel and Accommodation
CC88488	17/11/2023	120.00	THE CHAIRMAN YIP	120.00	Travel and Accommodation
CC88394	20/11/2023	64.10	SQ *SWAN TAXIS 790	64.10	Travel and Accommodation
CC88400	20/11/2023	26.51	GM CABS PTY LTD	26.51	Travel and Accommodation
CC88412	20/11/2023	39.00	HOTEL REALM PTY LTD	39.00	Travel and Accommodation
CC88095	27/11/2023	3.90	CITY OF FREMANTLE	3.90	Travel and Accommodation

Manager Business & Economic Development

844.33

CC88241	31/10/2023	58.51	Tickets*State of t	58.51	Conferences and Seminars
CC88184	1/11/2023	22.10	Coco & Boho	22.10	Meeting/Workshop Catering
CC88133	2/11/2023	2.60	City of Joondalup	2.60	Parking Expenses
CC88005	3/11/2023	15.00	EB *Direct Flights to	15.00	Conferences and Seminars
CC88027	3/11/2023	12.12	CITY OF PERTH PARKING-	12.12	Parking Expenses
CC88032	3/11/2023	13.63	CITY OF PERTH PARKING-	13.63	Parking Expenses
CC88049	3/11/2023	6.06	CITY OF PERTH PARKING-	6.06	Parking Expenses
CC88517	7/11/2023	36.90	DELAWARE NORTH RETAI	36.90	Equipment Purchases
CC88523	7/11/2023	36.00	MARINA INVESTMENT HOLD	36.00	Travel and Accommodation
CC88471	8/11/2023	28.35	HUNGER KEBAB PTY LTD	28.35	Travel and Accommodation
CC88483	8/11/2023	97.35	MARINA INVESTMENT HOLD	97.35	Travel and Accommodation
CC88501	8/11/2023	16.66	CPP Council House	16.66	Parking Expenses
CC88422	9/11/2023	92.40	NICKS SEAFOOD RESTAURA	92.40	Travel and Accommodation
CC88436	9/11/2023	13.00	ICC Sydney	13.00	Conferences and Seminars
CC88340	10/11/2023	62.79	GM CABS PTY LTD	62.79	Travel and Accommodation

KWONG

Page 8 of 12

18-Jan-2024

CC88347	10/11/2023	29.80	Airport Retail Enterpr	29.80	Travel and Accommodation
CC88353	10/11/2023	95.77	LIV*Live Payments	95.77	Travel and Accommodation
CC88236	13/11/2023	10.23	SP Kings Square	10.23	Parking Expenses
CC88299	13/11/2023	9.00	Aiden Darling Harbour	9.00	Travel and Accommodation
CC88510	16/11/2023	45.00	SPACETOCO VENUE HIRE	45.00	Hire of Equipment and Facilities
CC88472	17/11/2023	35.44	WILSON PARKING PER097	35.44	Parking Expenses
CC88496	17/11/2023	16.00	BASILICA	16.00	Meeting/Workshop Catering
CC88006	28/11/2023	30.10	WOOLWORTHS 4393	30.10	Meeting/Workshop Catering
CC88013	28/11/2023	59.52	BUNNINGS 303000	59.52	Equipment Purchases

MANAGER LIBRARIES AND ACTIVATION - COOLB 1,784.97

CC88238	31/10/2023	39.56	TEMU.COM	39.56	Supplies and Materials Purchases
CC87965	6/11/2023	240.00	A1 BOXES AND PARTS	240.00	Supplies and Materials Purchases
CC88360	10/11/2023	368.58	TICKETS-WEST TECH MAIN	368.58	Conferences and Seminars
CC88369	10/11/2023	39.94	BUNNINGS 368000	39.94	Equipment Purchases
CC88083	15/11/2023	99.34	BUNNINGS 453000	99.34	Equipment Purchases
CC88078	27/11/2023	265.95	JB HI FI COCKBURN	265.95	Equipment Purchases
CC88108	27/11/2023	84.48	BUNNINGS 368000	84.48	Equipment Purchases
CC88114	27/11/2023	227.73	OFFICEWORKS 0620	227.73	Equipment Purchases
CC88010	28/11/2023	269.40	Myer Pty Ltd	269.40	Supplies and Materials Purchases
CC88019	28/11/2023	149.99	Myer Pty Ltd	149.99	Supplies and Materials Purchases

Manager Recreation Services 773.26

CC88257	30/10/2023	0.08	INTNL TRANSACTION FEE	0.08	Bank and Other Fees
CC88260	30/10/2023	3.18	IGLOOCOMPANY	3.18	Subscriptions and Memberships
CC88307	22/11/2023	770.00	Secure Your World	770.00	Equipment Purchases

Marketing and Customer Experience Lead • 54.54

CC88126	27/11/2023	54.54	OFFICEWORKS 0620	54.54	Supplies and Materials Purchases
---------	------------	-------	------------------	-------	----------------------------------

Organisational Development Coordinator 2,756.80


CC88235	31/10/2023	170.00	ST JOHN AMBULANCE AUST	170.00	Training & Professional Development
CC88172	1/11/2023	65.00	ST JOHN AMBULANCE AUST	65.00	Training & Professional Development
CC88178	1/11/2023	62.00	AUST WIDE FIRST AID	62.00	Training & Professional Development
CC87973	6/11/2023	620.00	PAYPAL *KELYN TRAIN	620.00	Training & Professional Development
CC87951	7/11/2023	550.00	MYO*Web and Rank Austr	550.00	Training & Professional Development
CC88459	8/11/2023	130.00	ST JOHN AMBULANCE AUST	130.00	Training & Professional Development
CC88465	8/11/2023	195.00	PINNACLE HEIGHT SAFETY	195.00	Training & Professional Development
CC88473	8/11/2023	170.00	ST JOHN AMBULANCE AUST	170.00	Training & Professional Development
CC88146	14/11/2023	170.00	ST JOHN AMBULANCE AUST	170.00	Training & Professional Development
CC88134	15/11/2023	65.00	ST JOHN AMBULANCE AUST	65.00	Training & Professional Development
CC88017	16/11/2023	889.80	PUBLIC SECTOR NETWORK	889.80	Training & Professional Development
CC88470	17/11/2023	575.00	ST JOHN AMBULANCE AUST	575.00	Training & Professional Development
CC88427	20/11/2023	65.00	ST JOHN AMBULANCE AUST	65.00	Training & Professional Development
CC88385	21/11/2023	65.00	ST JOHN AMBULANCE AUST	65.00	Training & Professional Development
CC88174	24/11/2023	65.00	ST JOHN AMBULANCE AUST	65.00	Training & Professional Development
CC87997	28/11/2023	-1,100.00	CCIWA	-1,100.00	Training & Professional Development

Parking Operations Manager 1,576.91

CC88311	30/10/2023	32.00	7 ELEVEN 3040	32.00	Meeting/Workshop Catering
CC88186	1/11/2023	360.00	SQ *SPEEDY HOLDINGS PT	360.00	Professional Services
CC87975	3/11/2023	63.87	AMAZON AU RETAIL	63.87	Equipment Purchases
CC87993	3/11/2023	374.96	LEGEAR AUSTRALIA	374.96	Equipment Purchases
CC88469	8/11/2023	92.50	SMP*Visual Workwear	92.50	Equipment Purchases
CC88011	16/11/2023	444.00	POWERPLAY BIBRA LAKE	444.00	Training & Professional Development
CC88355	21/11/2023	175.00	SQ *SPEEDY HOLDINGS PT	175.00	Professional Services
CC88190	24/11/2023	33.74	CHATGPT SUBSCRIPTION	33.74	Subscriptions and Memberships
CC88193	24/11/2023	0.84	INTNL TRANSACTION FEE	0.84	Subscriptions and Memberships

Parks Operations Coordinator 853.56

CC88245	13/11/2023	526.80	DIRECTCOMMSUPPLIES	526.80	Supplies and Materials Purchases
CC88255	13/11/2023	301.20	DIRECTCOMMSUPPLIES	301.20	Supplies and Materials Purchases
CC88037	27/11/2023	25.56	eBay O*06-10840-49080	25.56	Disputed Transaction



Ranger Services Manager**1,367.43**

CC88370	30/10/2023	803.43	EZI*BLUE LEAF WATER C	803.43	Professional Services
CC88230	31/10/2023	286.00	PLA STRIPE* #20013	286.00	Disputed Transaction
CC88249	31/10/2023	88.93	APPLE.COM/BILL	88.93	Disputed Transaction
CC88131	2/11/2023	120.00	SQ *DRESS TO IMPRESS A	120.00	Equipment Purchases
CC88399	9/11/2023	-286.00	MISCELLANEOUS CREDIT	-286.00	Disputed Transaction
CC88401	9/11/2023	-88.93	MISCELLANEOUS CREDIT	-88.93	Disputed Transaction
CC88001	16/11/2023	444.00	POWERPLAY BIBRA LAKE	444.00	Training & Professional Development

Cockburn Resource Recovery Park Manager**244.10**

CC88009	3/11/2023	92.30	BUNNINGS 368000	92.30	Supplies and Materials Purchases
CC88499	8/11/2023	151.80	PAYPAL *WAVECOMINST	151.80	Supplies and Materials Purchases

Recycling Supervisor**210.90**

CC88486	17/11/2023	210.90	COLES 0494	210.90	Supplies and Materials Purchases
---------	------------	--------	------------	--------	----------------------------------

Senior Centre Programs Booking Officer**7,481.08**

CC88263	30/10/2023	201.44	ATO PAYMENT	201.44	Disputed Transaction
CC88265	30/10/2023	36.00	WILSON PARKING MELOBS	36.00	Disputed Transaction
CC88200	31/10/2023	493.95	TICKETEK PTY LTD WEB	493.95	Events and Functions
CC88205	31/10/2023	983.95	TICKETEK PTY LTD WEB	983.95	Events and Functions
CC88207	31/10/2023	715.00	STH METROPOLITAN TAFE	715.00	Events and Functions
CC88130	15/11/2023	316.38	OFFICEWORKS 0616	316.38	Office Supplies
CC88502	16/11/2023	514.52	OFFICEWORKS	514.52	Office Supplies
CC88520	16/11/2023	225.38	OFFICEWORKS 0616	225.38	Office Supplies
CC87985	16/11/2023	1,435.00	SQ *YANCHEP LAVENDER F	1,435.00	Events and Functions
CC87995	16/11/2023	92.95	BIG W 0455	92.95	Equipment Purchases
CC88449	17/11/2023	983.95	TICKETEK PTY LTD WEB	983.95	Events and Functions
CC88450	17/11/2023	119.50	DEPT OF RACING GAMIN	119.50	Application, Licence, Registration Fees
CC88452	17/11/2023	248.95	TICKETEK PTY LTD WEB	248.95	Events and Functions
CC88404	20/11/2023	107.93	WOOLWORTHS 4367	107.93	Events and Functions
CC88410	20/11/2023	988.75	TM *TICKETMASTERAU	988.75	Events and Functions
CC88291	22/11/2023	254.87	APR*DiscPartySupp	254.87	Events and Functions
CC88320	22/11/2023	-36.00	MISCELLANEOUS CREDIT	-36.00	Disputed Transaction
CC88326	22/11/2023	-201.44	MISCELLANEOUS CREDIT	-201.44	Disputed Transaction

SENIOR ENVIRONMENTAL HEALTH OFFICER**-32.00**

CC89328	17/11/2023	-32.00	REFUND OF ANNUAL FEE	-32.00	Bank and Other Fees
---------	------------	--------	----------------------	--------	---------------------

Senior Home Care Package Coordinator**2,067.91**

CC88175	1/11/2023	234.50	OFFICEWORKS 0616	234.50	Supplies and Materials Purchases
CC87978	3/11/2023	49.31	CHEMISTWAREHOUSE ONLIN	49.31	Supplies and Materials Purchases
CC88522	7/11/2023	408.95	OFFICEWORKS	408.95	Supplies and Materials Purchases
CC88475	8/11/2023	399.00	WWW.REVITIVE.COM.AU	399.00	Equipment Purchases
CC88192	13/11/2023	252.00	Woolworths Online	252.00	Supplies and Materials Purchases
CC88231	23/11/2023	138.20	BUNNINGS 303000	138.20	Equipment Purchases
CC88135	24/11/2023	172.75	BUNNINGS GROUP LTD	172.75	Equipment Purchases
CC88139	24/11/2023	138.20	BUNNINGS GROUP LTD	138.20	Equipment Purchases
CC88142	24/11/2023	275.00	OFFICEWORKS	275.00	Supplies and Materials Purchases

Senior Library Manager**1,336.85**

CC87996	3/11/2023	699.35	SP WOOLLY FLEECE AUS	699.35	Supplies and Materials Purchases
CC87971	6/11/2023	288.00	WANEWSDTI	288.00	Supplies and Materials Purchases
CC87974	6/11/2023	346.50	MYO*GREEN WORLD INDOOR	346.50	Hire of Equipment and Facilities
CC88226	13/11/2023	3.50	YELLOW RAVEN CAFE	3.50	Supplies and Materials Purchases
CC88447	20/11/2023	3.50	YELLOW RAVEN CAFE	3.50	Supplies and Materials Purchases
CC88323	22/11/2023	-4.00	MISCELLANEOUS CREDIT	-4.00	Supplies and Materials Purchases

Seniors and Childcare Manager**1,463.96**

CC88124	15/11/2023	266.00	SPACETOCO VENUE HIRE	266.00	Hire of Equipment and Facilities
CC88288	22/11/2023	15.00	AUSTRALIAN FINANCIAL	15.00	Application, Licence, Registration Fees
CC88279	23/11/2023	1,182.96	ROTTNEST EXPRESS	1,182.96	Events and Functions

Seniors Centre Coordinator 3,898.66

CC88254	30/10/2023	250.00	LOCAL GOVERNEMENT MANA	250.00	Subscriptions and Memberships
CC88213	31/10/2023	1,435.00	SQ *YANCHEP LAVENDER F	1,435.00	Supplies and Materials Purchases
CC88096	2/11/2023	502.00	ALH VENUES 8557	502.00	Events and Functions
CC88521	7/11/2023	83.71	TOTALLY WORK WEAR FR	83.71	Supplies and Materials Purchases
CC88527	7/11/2023	22.95	STERLINGS OFFICE NAT	22.95	Office Supplies
CC88198	13/11/2023	1,100.00	LOCAL GOVERNEMENT MANA	1,100.00	Events and Functions
CC87992	16/11/2023	400.00	SQ *COCKBURN COMMUNITY	400.00	Program Costs
CC87998	16/11/2023	100.00	SQ *COCKBURN COMMUNITY	100.00	Supplies and Materials Purchases
CC88464	17/11/2023	5.00	BIG W 0455	5.00	Supplies and Materials Purchases

Social Club Coordinator 1,559.05

CC88295	30/10/2023	13.90	Jaycar Electronics	13.90	Motor Vehicle Expenses
CC88191	1/11/2023	106.80	WANEWSDTI	106.80	Subscriptions and Memberships
CC88119	2/11/2023	84.51	HAMILTON HILL IGA	84.51	Supplies and Materials Purchases
CC87955	6/11/2023	209.30	Woolworths Online	209.30	Supplies and Materials Purchases
CC88477	8/11/2023	19.30	HAMILTON HILL IGA	19.30	Supplies and Materials Purchases
CC88481	8/11/2023	99.00	HAMILTON HILL IGA	99.00	Supplies and Materials Purchases
CC88489	8/11/2023	57.54	WOOLWORTHS 4703	57.54	Supplies and Materials Purchases
CC88387	20/11/2023	273.60	Woolworths Online	273.60	Supplies and Materials Purchases
CC88345	21/11/2023	469.10	KMART	469.10	Supplies and Materials Purchases
CC88269	23/11/2023	64.95	QUALITY AGING	64.95	Supplies and Materials Purchases
CC88034	27/11/2023	161.05	Woolworths Online	161.05	Supplies and Materials Purchases

Strategic Procurement Manager 10,726.18

CC88202	31/10/2023	875.00	SEAVIEW ORTHOTICS PL	875.00	Equipment Purchases
CC88122	2/11/2023	462.00	BB-CIPS	462.00	Subscriptions and Memberships
CC87976	3/11/2023	990.00	ZOOLOGICAL PARKS AUTHO	990.00	Training & Professional Development
CC87969	6/11/2023	3,384.18	Captain Cook*26JCF3	3,384.18	Events and Functions
CC88089	27/11/2023	3,200.00	Tass 1 Trees	3,200.00	Supplies and Materials Purchases
CC88129	27/11/2023	1,815.00	PAYPAL *PARKINGAUST PA	1,815.00	Subscriptions and Memberships

Streetscapes Coordinator 59.95

CC88507	7/11/2023	59.95	SP JB HI-FI ONLINE	59.95	Supplies and Materials Purchases
---------	-----------	-------	--------------------	-------	----------------------------------

Support Services Lead 945.76

CC88318	30/10/2023	180.00	SQ *ESCAPE HUNT PERTH	180.00	Program Costs
CC88165	1/11/2023	79.36	ALDI STORES - SOUTH LA	79.36	Program Costs
CC88071	2/11/2023	97.95	CODEBLOOM	97.95	Supplies and Materials Purchases
CC88455	8/11/2023	104.80	CODEBLOOM	104.80	Supplies and Materials Purchases
CC88428	9/11/2023	74.25	Booktopia Pty Ltd	74.25	Supplies and Materials Purchases
CC88110	15/11/2023	199.50	SPACETOCO VENUE HIRE	199.50	Hire of Equipment and Facilities
CC88313	22/11/2023	185.90	WOOLWORTHS 4394	185.90	Program Costs
CC88180	24/11/2023	24.00	WILSON PARKING PER119	24.00	Parking Expenses

Waste Collection Supervisor 1,495.15

CC88149	14/11/2023	112.90	EASYFLOWERS	112.90	Events and Functions
CC88154	24/11/2023	586.00	BOSS INDUSTRIAL	586.00	Supplies and Materials Purchases

Waste Services Coordinator 2,841.03

CC88016	28/11/2023	129.75	BIG W 0455	129.75	Supplies and Materials Purchases
CC88210	31/10/2023	429.50	SEAVIEW ORTHOTICS PL	429.50	Supplies and Materials Purchases
CC88371	21/11/2023	237.00	OFFICEWORKS 0620	237.00	Office Supplies

Waste Services Manager 2,168.78

CC87960	6/11/2023	60.49	SPUD SHED	60.49	Meeting/Workshop Catering
CC88458	17/11/2023	76.00	DAVID GRAY/CO	76.00	Supplies and Materials Purchases
CC88066	27/11/2023	32.79	SPUD SHED	32.79	Meeting/Workshop Catering
CC88099	27/11/2023	1,875.50	CASTLE EQUIPMENT HIR	1,875.50	Supplies and Materials Purchases
CC88025	28/11/2023	124.00	Subway South Lakes	124.00	Meeting/Workshop Catering

YOUNG PEOPLES SERVICES COORDINATOR 1,673.80

KWONG



CC88284	30/10/2023	14.32	SP Kings Square	14.32	Parking Expenses
CC88327	30/10/2023	14.32	SP Kings Square	14.32	Parking Expenses
CC88081	2/11/2023	332.65	Booktopia Pty Ltd	332.65	Supplies and Materials Purchases
CC88030	3/11/2023	185.00	BIGW ONLINE	185.00	Supplies and Materials Purchases
CC87956	6/11/2023	39.00	EVENTBRITE.COM ORG FEE	39.00	Subscriptions and Memberships
CC88315	13/11/2023	152.05	PAYPAL *SPOTLIGHTPT	152.05	Supplies and Materials Purchases
CC88143	14/11/2023	60.47	SP BRICKSMEGASTORE L	60.47	Supplies and Materials Purchases
CC88441	20/11/2023	245.49	Booktopia Pty Ltd	245.49	Supplies and Materials Purchases
CC88336	21/11/2023	132.00	KMART	132.00	Supplies and Materials Purchases
CC88301	22/11/2023	288.00	KMART	288.00	Supplies and Materials Purchases
CC88196	23/11/2023	125.00	TARGET AUSTRALIA PTY L	125.00	Supplies and Materials Purchases
CC88206	23/11/2023	-3.00	KMART	-3.00	Supplies and Materials Purchases
CC88222	23/11/2023	90.00	SPOTLIGHT PTY LTD	90.00	Supplies and Materials Purchases
CC88063	27/11/2023	-1.50	KMART	-1.50	Supplies and Materials Purchases

Young Peoples Services Librarian 365.14

CC88160	14/11/2023	10.15	WOOLWORTHS 4318	10.15	Supplies and Materials Purchases
CC88053	27/11/2023	29.99	SQ *BELINDA CIPRIANO	29.99	Supplies and Materials Purchases
CC88057	27/11/2023	325.00	SQ *BELINDA CIPRIANO	325.00	Events and Functions

Youth Centre Coordinator 1,351.49

CC88378	30/10/2023	11.90	COLES 0490	11.90	Office Supplies
CC88065	2/11/2023	106.45	COLES ONLINE	106.45	Office Supplies
CC88451	8/11/2023	170.00	ST JOHN AMBULANCE AUST	170.00	Training & Professional Development
CC88388	9/11/2023	104.79	COLES ONLINE	104.79	Office Supplies
CC88091	15/11/2023	31.40	COLES 0490	31.40	Office Supplies
CC88008	16/11/2023	54.00	COLES 0490	54.00	Supplies and Materials Purchases
CC88396	20/11/2023	5.00	SQ *WITCH?S AURA	5.00	Supplies and Materials Purchases
CC88402	20/11/2023	22.42	SQ *DRAWN BINARY - KRI	22.42	Office Supplies
CC88408	20/11/2023	675.00	SQ *FUNNY FACE SOFT SE	675.00	Events and Functions
CC88414	20/11/2023	30.00	SQ *SPRITE CREATIONS	30.00	Supplies and Materials Purchases
CC88419	20/11/2023	17.80	PRESTON STREET IGA	17.80	Supplies and Materials Purchases
CC88425	20/11/2023	24.00	COLES 0490	24.00	Supplies and Materials Purchases
CC88435	20/11/2023	22.70	KMART 1362	22.70	Office Supplies
CC88199	23/11/2023	3.99	AP SUCCESS LPO	3.99	Supplies and Materials Purchases
CC88161	24/11/2023	10.00	COLES 0490	10.00	Office Supplies
CC87980	28/11/2023	62.04	GESHA COFFEE CO	62.04	Office Supplies

Youth Development Officer 1,721.00

CC88287	30/10/2023	70.26	FARMER JACKS SPEARWO	70.26	Program Costs
CC88243	31/10/2023	117.88	FARMER JACKS SPEARWO	117.88	Events and Functions
CC88162	1/11/2023	55.85	Woolworths Online	55.85	Program Costs
CC87977	3/11/2023	44.00	Woolworths Online	44.00	Program Costs
CC88446	8/11/2023	62.46	Woolworths Online	62.46	Program Costs
CC88453	8/11/2023	71.25	ECLIPSE DRIVING SCHOO	71.25	Program Costs
CC88094	15/11/2023	86.10	Woolworths Online	86.10	Program Costs
CC88504	16/11/2023	780.00	BOUNCE HOLDINGS AUSTR	780.00	Program Costs
CC88294	22/11/2023	59.25	BIG W 0444	59.25	Supplies and Materials Purchases
CC88317	22/11/2023	37.25	COLES 0490	37.25	Program Costs
CC88228	23/11/2023	54.00	KMART 1362	54.00	Equipment Purchases
CC88253	23/11/2023	67.00	BUNNINGS 729000	67.00	Supplies and Materials Purchases
CC88256	23/11/2023	76.70	Woolworths Online	76.70	Meeting/Workshop Catering
CC88262	23/11/2023	139.00	KMART 1362	139.00	Supplies and Materials Purchases

Youth Services Manager 26.80

CC88176	14/11/2023	26.80	COLES 0490	26.80	Office Supplies
---------	------------	-------	------------	-------	-----------------

Total Cards - 77 111,460.86

Report Run On: 18-Jan-2024 14:35:17

City of Cockburn
Woolworths Group Transactions Report
Transactions Made Between 1 November - 30 November 2023

<i>Reference</i>	<i>Date</i>	<i>Amount</i>	<i>Description</i>
Senior Centre - Cook		956.60	
TI-01EC5-1790A6	7/11/2023	258.68	Groceries and Consumables
TI-01EC5-1790B1	14/11/2023	58.65	Groceries and Consumables
TI-01EC5-1790B7	16/11/2023	24.00	Groceries and Consumables
TI-01EC5-1790C6	23/11/2023	42.70	Groceries and Consumables
TI-01EC5-1790CB	27/11/2023	131.64	Groceries and Consumables
TI-01EC5-1790CC	27/11/2023	43.81	Groceries and Consumables
TI-01EC5-1790CD	28/11/2023	91.32	Groceries and Consumables
TI-01EC5-1790CE	28/11/2023	27.00	Groceries and Consumables
TI-01EC5-1790D8	30/11/2023	278.80	Groceries and Consumables
Senior Centre - Cook		2,566.36	
TI-01EC5-1790AD	10/11/2023	187.66	Groceries and Consumables
TI-01EC5-1790AE	13/11/2023	296.88	Groceries and Consumables
TI-01EC5-1790AF	13/11/2023	90.11	Groceries and Consumables
TI-01EC5-1790B3	15/11/2023	441.90	Groceries and Consumables
TI-01EC5-1790B4	15/11/2023	74.70	Groceries and Consumables
TI-01EC5-1790B8	17/11/2023	135.17	Groceries and Consumables
TI-01EC5-1790B9	17/11/2023	16.80	Groceries and Consumables
TI-01EC5-1790BA	17/11/2023	60.00	Groceries and Consumables
TI-01EC5-1790BD	20/11/2023	331.84	Groceries and Consumables
TI-01EC5-1790BE	20/11/2023	21.00	Groceries and Consumables
TI-01EC5-1790BF	20/11/2023	18.50	Groceries and Consumables
TI-01EC5-1790C3	22/11/2023	21.00	Groceries and Consumables
TI-01EC5-1790C4	22/11/2023	181.55	Groceries and Consumables
TI-01EC5-1790C9	24/11/2023	170.16	Groceries and Consumables
TI-01EC5-1790D3	29/11/2023	428.29	Groceries and Consumables
TI-01EC5-1790D4	29/11/2023	27.80	Groceries and Consumables
TI-01EC5-1790D7	29/11/2023	63.00	Groceries and Consumables
Jean Willis Centre Operations Manager		83.50	
TI-01EC5-1790A9	8/11/2023	37.50	Groceries and Consumables
TI-01EC5-1790D1	28/11/2023	46.00	Groceries and Consumables
Youth Centre Coordinator		394.92	
TI-01EC5-1790B5	15/11/2023	36.33	Groceries and Consumables
TI-01EC5-1790C0	20/11/2023	70.20	Groceries and Consumables
TI-01EC5-1790C5	22/11/2023	39.25	Groceries and Consumables
TI-01EC5-1790C7	23/11/2023	60.25	Groceries and Consumables
TI-01EC5-1790C8	23/11/2023	57.29	Groceries and Consumables
TI-01EC5-1790D0	28/11/2023	42.25	Groceries and Consumables
TI-01EC5-1790D2	28/11/2023	21.40	Groceries and Consumables
TI-01EC5-1790D5	29/11/2023	67.95	Groceries and Consumables
Senior Centre - Staff		29.80	
TI-01EC5-1790C1	21/11/2023	29.80	Groceries and Consumables
ARC - Business Admin Officer		119.50	
TI-01EC5-1790B0	13/11/2023	119.50	Groceries and Consumables
Amenities Officer		73.00	
TI-01EC5-1790D6	29/11/2023	73.00	Groceries and Consumables
Success Library - Branch Support Librarian		84.00	
TI-01EC5-1790B2	14/11/2023	84.00	Groceries and Consumables

City of Cockburn
Woolworths Group Transactions Report
 Transactions Made Between 1 November - 30 November 2023

<i>Reference</i>	<i>Date</i>	<i>Amount</i>	<i>Description</i>
Amenities Officer		1,084.45	
TI-01EC5-1790B6	16/11/2023	208.40	Groceries and Consumables
TI-01EC5-1790BB	17/11/2023	273.80	Groceries and Consumables
TI-01EC5-1790BC	17/11/2023	195.65	Groceries and Consumables
TI-01EC5-1790CA	24/11/2023	406.60	Groceries and Consumables
Marina Manager		52.80	
TI-01EC5-1790A7	7/11/2023	34.55	Groceries and Consumables
TI-01EC5-1790C2	21/11/2023	12.55	Groceries and Consumables
TI-01EC5-1790CF	28/11/2023	5.70	Groceries and Consumables
Total Cards - 10		5,444.93	

City of Cockburn
Bunnings PowerPass Transactions Report
 Transactions Made Between 1 November - 30 November 2023

<i>Reference</i>	<i>Date</i>	<i>Amount</i>	<i>Description</i>
Rehabilitating Roe 8 Project Manager		345.26	
2015/01065864	2/11/2023	98.36	Supplies and Materials
2015/01077501	16/11/2023	97.74	Supplies and Materials
2015/01752011	27/11/2023	83.72	Supplies and Materials
2402/01390450	29/11/2023	65.44	
Parks Operations Supervisor		224.84	
2015/01085172	29/11/2023	224.84	Supplies and Materials
City Facilities Coordinator		50.63	
2015/01546617	10/11/2023	32.29	Supplies and Materials
2015/01673259	28/11/2023	18.34	Supplies and Materials
Fleet Manager		216.73	
2015/01560458	22/11/2023	18.58	Supplies and Materials
2015/01567714	29/11/2023	120.76	Supplies and Materials
2015/01568588	30/11/2023	77.39	Supplies and Materials
Mechanical Workshop Supervisor		77.09	
2015/01543637	7/11/2023	49.12	Supplies and Materials
2015/01661120	8/11/2023	27.97	Supplies and Materials
Streetscape Supervisor		45.26	
2015/01552501	15/11/2023	45.26	Supplies and Materials
Trades Assistant		1,493.32	
2015/01454189	1/11/2023	34.81	Supplies and Materials
2015/01455160	3/11/2023	9.56	Supplies and Materials
2015/01385816	6/11/2023	6.57	Supplies and Materials
2160/01141598	6/11/2023	22.26	Supplies and Materials
2015/01457395	8/11/2023	149.66	Supplies and Materials
2015/01734199	8/11/2023	53.45	Supplies and Materials
2015/01457785	9/11/2023	126.75	Supplies and Materials
2015/01457992	9/11/2023	62.00	Supplies and Materials
2015/01386999	14/11/2023	24.31	Supplies and Materials
2015/01464084	21/11/2023	537.64	Supplies and Materials
2015/01747208	22/11/2023	4.35	Supplies and Materials
2015/01466869	27/11/2023	45.07	Supplies and Materials
2015/01389142	28/11/2023	35.10	Supplies and Materials
2015/01467360	28/11/2023	130.49	Supplies and Materials
2015/01753114	28/11/2023	50.16	Supplies and Materials
2015/01753450	29/11/2023	39.41	Supplies and Materials
2160/01309610	30/11/2023	161.73	Supplies and Materials
Fire and Emergency Management Officer		371.92	
2015/01539269	3/11/2023	193.37	Supplies and Materials
2015/01547011	10/11/2023	10.13	Supplies and Materials
2015/01551136	14/11/2023	56.05	Supplies and Materials
2015/01664891	14/11/2023	112.37	Supplies and Materials
Environmental Supervisor		631.05	
2015/01387240	15/11/2023	176.00	Supplies and Materials
2015/01387242	15/11/2023	455.05	Supplies and Materials

City of Cockburn
Bunnings PowerPass Transactions Report
 Transactions Made Between 1 November - 30 November 2023

<i>Reference</i>	<i>Date</i>	<i>Amount</i>	<i>Description</i>
Streetscapes Coordinator		73.65	
2015/01076287	14/11/2023	73.65	Supplies and Materials
Mechanical Trade Assistant		280.40	
2015/01733791	8/11/2023	73.06	Supplies and Materials
2015/01072148	9/11/2023	32.29	Supplies and Materials
2015/01545706	9/11/2023	53.54	Supplies and Materials
2015/01545828	9/11/2023	21.70	Supplies and Materials
2015/01734751	9/11/2023	89.55	Supplies and Materials
2015/01734753	9/11/2023	10.26	Supplies and Materials
Maintenance Supervisor - Works		281.24	
2015/01457153	8/11/2023	65.55	Supplies and Materials
2015/01734218	8/11/2023	181.73	Supplies and Materials
2015/00170120	15/11/2023	33.96	Supplies and Materials
Parks Supervisor		118.25	
2015/01551021	14/11/2023	118.25	Supplies and Materials
Marina Manager		195.89	
2402/01665464	20/11/2023	195.89	Supplies and Materials
Civil Infrastructure Operations Coordinator		33.54	
2015/01539277	3/11/2023	33.54	Supplies and Materials
Total Cards - 15		4,439.07	

City of Cockburn
Woolworths Group Transactions Report
 Transactions Made Between 1 December - 31 December 2023

<i>Reference</i>	<i>Date</i>	<i>Amount</i>	<i>Description</i>
Senior Centre - Cook		1,135.26	
TI-01EC5-1790D9	1/12/2023	61.60	Groceries and Consumables
TI-01EC5-1790DA	4/12/2023	13.50	Groceries and Consumables
TI-01EC5-1790DB	4/12/2023	56.00	Groceries and Consumables
TI-01EC5-1790DC	4/12/2023	15.60	Groceries and Consumables
TI-01EC5-1790DD	4/12/2023	33.30	Groceries and Consumables
TI-01EC5-1790DF	5/12/2023	62.55	Groceries and Consumables
TI-01EC5-1790E0	5/12/2023	9.00	Groceries and Consumables
TI-01EC5-1790E4	6/12/2023	115.50	Groceries and Consumables
TI-01EC5-1790E5	7/12/2023	142.69	Groceries and Consumables
TI-01EC5-1790E6	7/12/2023	4.00	Groceries and Consumables
TI-01EC5-1790E8	8/12/2023	168.75	Groceries and Consumables
TI-01EC5-1790E9	8/12/2023	39.95	Groceries and Consumables
TI-01EC5-1790EB	11/12/2023	117.66	Groceries and Consumables
TI-01EC5-1790EC	11/12/2023	21.00	Groceries and Consumables
TI-01EC5-1790EE	12/12/2023	85.60	Groceries and Consumables
TI-01EC5-1790F1	13/12/2023	53.66	Groceries and Consumables
TI-01EC5-1790F2	14/12/2023	76.50	Groceries and Consumables
TI-01EC5-1790F3	18/12/2023	58.40	Groceries and Consumables
Youth Centre Coordinator		241.68	
TI-01EC5-1790E2	5/12/2023	41.00	Groceries and Consumables
TI-01EC5-1790E7	7/12/2023	14.70	Groceries and Consumables
TI-01EC5-1790EA	8/12/2023	36.05	Groceries and Consumables
TI-01EC5-1790F0	12/12/2023	54.93	Groceries and Consumables
TI-01EC5-1790F4	18/12/2023	95.00	Groceries and Consumables
Senior Centre - Staff		581.75	
TI-01EC5-1790E3	5/12/2023	581.75	Groceries and Consumables
Amenities Officer		313.98	
TI-01EC5-1790DE	4/12/2023	16.80	Groceries and Consumables
TI-01EC5-1790ED	11/12/2023	257.18	Groceries and Consumables
TI-01EC5-1790EF	12/12/2023	32.00	Groceries and Consumables
TI-01EC5-1790F5	18/12/2023	8.00	Groceries and Consumables
Amenities Officer		63.50	
TI-01EC5-1790F7	20/12/2023	63.50	Groceries and Consumables
Marina Manager		34.81	
TI-01EC5-1790E1	5/12/2023	26.31	Groceries and Consumables
TI-01EC5-1790F6	19/12/2023	8.50	Groceries and Consumables
Total Cards - 6		2,370.98	

City of Cockburn
Bunnings PowerPass Transactions Report
 Transactions Made Between 1 December - 31 December 2023

<i>Reference</i>	<i>Date</i>	<i>Amount</i>	<i>Description</i>
Rehabilitating Roe 8 Project Manager		129.34	
2015/01677438	5/12/2023	11.54	Supplies and Materials
2015/01772371	19/12/2023	36.77	Supplies and Materials
2015/01773322	20/12/2023	81.03	Supplies and Materials
Parks Operations Coordinator		313.68	
2015/01001079	19/12/2023	87.00	Supplies and Materials
2015/01477900	20/12/2023	28.92	Supplies and Materials
2015/01002818	21/12/2023	197.76	Supplies and Materials
City Facilities Coordinator		206.73	
2160/01880937	12/12/2023	24.40	Supplies and Materials
2015/01587583	18/12/2023	182.33	Supplies and Materials
Mechanical Workshop Supervisor		82.53	
2015/00187830	15/12/2023	17.56	Supplies and Materials
2015/01590466	21/12/2023	6.62	Supplies and Materials
2015/01687746	21/12/2023	58.35	Supplies and Materials
Streetscape Supervisor		50.66	
2015/00187308	14/12/2023	50.66	Supplies and Materials
Engineering Technical Officer		122.66	
2015/01582381	14/12/2023	122.66	Supplies and Materials
Trades Assistant		735.55	
2015/01470411	4/12/2023	229.49	Supplies and Materials
2015/01474016	11/12/2023	131.82	Supplies and Materials
2015/01391614	12/12/2023	6.56	Supplies and Materials
2015/01392205	14/12/2023	44.26	Supplies and Materials
2015/01683594	14/12/2023	6.78	Supplies and Materials
2160/01314096	15/12/2023	47.74	Supplies and Materials
2015/01393201	18/12/2023	209.25	Supplies and Materials
2015/01477583	19/12/2023	47.37	Supplies and Materials
2015/01774115	21/12/2023	12.28	Supplies and Materials
Fire and Emergency Management Officer		557.34	
2015/01676855	4/12/2023	54.88	Supplies and Materials
2015/01678754	8/12/2023	456.82	Supplies and Materials
2015/01581677	13/12/2023	21.89	Supplies and Materials
2015/01598462	29/12/2023	23.75	Supplies and Materials
Environmental Supervisor		474.94	
2015/01574973	6/12/2023	156.08	Supplies and Materials
2160/01875782	8/12/2023	113.45	Supplies and Materials
2015/01096601	14/12/2023	167.11	Supplies and Materials
2015/00190108	18/12/2023	38.30	Supplies and Materials
Streetscapes Coordinator		71.65	
2015/01760987	7/12/2023	71.65	Supplies and Materials

City of Cockburn
Bunnings PowerPass Transactions Report
 Transactions Made Between 1 December - 31 December 2023

<i>Reference</i>	<i>Date</i>	<i>Amount</i>	<i>Description</i>
Maintenance Supervisor - Works		12.25	
2015/01589766	20/12/2023	12.25	Supplies and Materials
Total Cards - 11		2,757.33	



P Australia Pty Ltd
 .B.N. 53 004 085 616
 iPO Box 1621
 IELBOURNE VIC 3001

BP Plus Fleet Control Report



Account Enquiries: BP Accounts Receivable Telephone: 1800 225 527

ITY OF COCKBURN
 ccounts Payable (Invoice Only) PO
 37775
 O Box 1215
 IBRA LAKE DC PRIVATE BOXES WA
 365

CITY OF COCKBURN

Account Number: **0050188034** Customer Number: **0115405338**
 Period Starting: **01/11/2023** Period Ending: **30/11/2023**

Page: 1 of 3
 Date: 30/11/202

Card Number Vehicle/Driver	Date	Time	Purchase Location	Site No.	Receipt Number	Customer Reference	Product/Service					Odo meter (km)	KM Span	Litres/100km	Cent /km		
							Description	CPL Price	Litres	Total Exc GST (\$)	GST (\$)					Total Inc GST (\$)	
050 15405338 04250 HTF630 2058 WHITE FORD RANGER UTILITY	01/11/23 21/11/23	08:07:27 08:09:45	SPEARWOOD SPEARWOOD	WA WA	6443 6443	009176 009792	ULT DSL	208.46	67.70	128.30	12.83	141.13	10000	200	33.8	70.	
							ULT DSL	189.74	56.42	97.32	9.73	107.05	11500	1500	3.8	7.	
							DIESEL		124.12	225.62	22.56	248.18					
							TOTAL	THIS PERIOD	124.12	225.62	22.56	248.18			1700	7.3	14.
							YEAR TO DATE	850.43	1,439.60	143.96	1,583.56			6464	13.2	24.	
							DIESEL		124.12	225.62	22.56	248.18					
050 15405338 02890 GNC833 2067 WHITE KIA SORENTO WAGON	05/11/23	08:31:31	APPLECROSS	WA	6200	035183	ULT DSL	208.46	53.97	102.28	10.23	112.51	97500	500	10.8	22.	
							DIESEL		53.97	102.28	10.23	112.51					
							TOTAL	THIS PERIOD	53.97	102.28	10.23	112.51			500	10.8	22.
							YEAR TO DATE	709.75	1,246.82	124.68	1,371.50			8300	8.6	16.	
							DIESEL		53.97	102.28	10.23	112.51					
							TOTAL	THIS PERIOD	53.97	102.28	10.23	112.51			500	10.8	22.
YEAR TO DATE	709.75	1,246.82	124.68	1,371.50			8300	8.6	16.								
050 15405338 03146 GSP764 2077 WHITE HYUNDAI 130 HATCHBACK	08/11/23 17/11/23 27/11/23	07:41:14 08:24:44 07:31:16	SPEARWOOD SPEARWOOD PARMELIA	WA WA WA	6443 6443 6178	009411 009673 016341	ULT DSL	202.60	40.26	74.15	7.42	81.57	111486	792	5.1	10.	
							ULT DSL	198.94	42.79	77.39	7.74	85.13	112296	810	5.3	10.	
							ULT DSL	188.14	43.02	73.58	7.36	80.94	113119	823	5.2	9.	
							DIESEL		126.07	225.12	22.52	247.64					
							TOTAL	THIS PERIOD	126.07	225.12	22.52	247.64			2425	5.2	10.
							YEAR TO DATE	1,135.11	1,955.79	195.60	2,151.39			14734	7.7	14.	
050 15405338 03732 HBQ384 2097	03/11/23 10/11/23	12:07:50 10:12:28	BIBRA LAKE BELDON	WA WA	7451 6533	031849 005373	ULT DSL	210.46	51.62	98.76	9.88	108.64	119006	845	6.1	12.	
							ULT DSL	204.60	51.84	96.43	9.64	106.07	119840	834	6.2	12.	
							TOTAL	THIS PERIOD	126.07	225.12	22.52	247.64			2425	5.2	10.
YEAR TO DATE	1,135.11	1,955.79	195.60	2,151.39			14734	7.7	14.								

to paperless and receive your invoices and statements via email. Provide your BP Plus account number along with your email address to aucustcare@bp.com and our team will help you make the switch. If you have paid your account via credit card, your Service Fee will appear on your summary Tax Invoice.

Please Note: if you are disputing a transaction, this needs to be lodged in writing within 30 days from the date of issue of this Fleet Control Report.



P Australia Pty Ltd
 .B.N. 53 004 085 616
 iPO Box 1621
 IELBOURNE VIC 3001

BP Plus Fleet Control Report



Account Enquiries: BP Accounts Receivable Telephone: 1800 225 527

ITY OF COCKBURN
 ccounts Payable (Invoice Only) PO
 37775
 O Box 1215
 IBRA LAKE DC PRIVATE BOXES WA
 965

CITY OF COCKBURN

Account Number: **0050188034** Customer Number: **0115405338**
 Period Starting: **01/11/2023** Period Ending: **30/11/2023**

Page: 2 of 3
 Date: 30/11/202

Card Number Vehicle/Driver	Date	Time	Purchase Location	Site No.	Receipt Number	Customer Reference	Product/Service					Odo meter (km)	KM Span	Litres/100km	Cent /km	
							Description	CPL Price	Litres	Total Exc GST (\$)	GST (\$)					Total Inc GST (\$)
VHITE SUBARU OUTBACK ost Centre	16/11/23 22/11/23	13:31:15 20:21:04	BIBRA LAKE CURRAMBINE	WA WA	7451 6427	032930 062621	ULT DSL	200.94	45.52	83.15	8.32	91.47	120554 121349	714 795	6.4 6.7	12.
							ULT DSL	189.74	53.30	91.94	9.19	101.13				
							DIESEL		202.28	370.28	37.03	407.31				
							TOTAL	THIS PERIOD	202.28	370.28	37.03	407.31				
								YEAR TO DATE	2,051.13	3,507.25	350.71	3,857.96				
								DIESEL		202.28	370.28	37.03				
	TOTAL	THIS PERIOD	202.28	370.28	37.03	407.31		3188	6.3	12.						
	YEAR TO DATE	2,051.13	3,507.25	350.71	3,857.96		30639	6.7	12.							
050 15405338 03724 HBT680 2117 VHITE NISSAN XTRAIL WAGON ost Centre	08/11/23 20/11/23	08:35:49 08:12:07	SPEARWOOD WILLETTON	WA WA	6443 6508	009417 052480	ULT DSL	202.60	48.54	89.40	8.94	98.34	66841 67396	623 555	7.8 10.0	15.
							ULT DSL	189.74	55.45	95.65	9.56	105.21				
							DIESEL		103.99	185.05	18.50	203.55				
							TOTAL	THIS PERIOD	103.99	185.05	18.50	203.55				
								YEAR TO DATE	1,288.37	2,183.77	218.37	2,402.14				
								DIESEL		103.99	185.05	18.50				
	TOTAL	THIS PERIOD	103.99	185.05	18.50	203.55		1178	8.8	17.						
	YEAR TO DATE	1,288.37	2,183.77	218.37	2,402.14		13804	9.3	17.							
050 15405338 04227 HSW320 2166 VHITE FORD RANGER UTE ost Centre	14/11/23 29/11/23	07:33:25 17:53:55	GREENWOOD NORTH BIBRA LAKE	WA WA	9856 7451	041235 034115	ULT DSL	200.94	66.99	122.37	12.24	134.61	23045 24075	952 1030	7.0 7.2	14.
							ULT DSL	190.14	74.39	128.58	12.86	141.44				
							DIESEL		141.38	250.95	25.10	276.05				
							TOTAL	THIS PERIOD	141.38	250.95	25.10	276.05				
								YEAR TO DATE	1,685.78	2,901.08	290.11	3,191.19				
								DIESEL		141.38	250.95	25.10				
	TOTAL	THIS PERIOD	141.38	250.95	25.10	276.05		1982	7.1	13.						
	YEAR TO DATE	1,685.78	2,901.08	290.11	3,191.19		20791	8.1	15.							
050 15405338 03989 HMW121 2176 VHITE MITSUBISHI TRITON UTE ost Centre	01/11/23 08/11/23 14/11/23 21/11/23	09:04:00 14:21:05 10:49:06 08:54:23	BIBRA LAKE BIBRA LAKE BIBRA LAKE COCKBURN CENTRAL	WA WA WA WA	7451 7451 7451 7395	031571 032231 032678 043367	ULT DSL	210.46	62.07	118.75	11.88	130.63	50584 51213 51788 52435	650 629 575 647	9.5 10.0 9.6 10.2	20.
							ULT DSL	204.60	62.89	116.98	11.70	128.68				
							ULT DSL	200.94	54.92	100.32	10.03	110.35				
							ULT DSL	191.74	65.90	114.86	11.49	126.35				
							TOTAL	THIS PERIOD	141.38	250.95	25.10	276.05				
								YEAR TO DATE	1,685.78	2,901.08	290.11	3,191.19				



P Australia Pty Ltd
 .B.N. 53 004 085 616
 iPO Box 1621
 IELBOURNE VIC 3001

BP Plus Fleet Control Report



Account Enquiries: BP Accounts Receivable Telephone: 1800 225 527

ITY OF COCKBURN
 ccounts Payable (Invoice Only) PO
 37775
 O Box 1215
 IBRA LAKE DC PRIVATE BOXES WA
 965

CITY OF COCKBURN

Account Number: **0050188034** Customer Number: **0115405338**
 Period Starting: **01/11/2023** Period Ending: **30/11/2023**

Page: 3 of 3
 Date: 30/11/202

Card Number Vehicle/Driver	Date	Time	Purchase Location	Site No.	Receipt Number	Customer Reference	Product/Service					Odo meter (km)	KM Span	Litres/100km	Cent /km							
							Description	CPL Price	Litres	Total Exc GST (\$)	GST (\$)					Total Inc GST (\$)						
Post Centre 050 15405338 04235 HTW447 2206 WHITE FORD RANGER UTILITY	27/11/23	13:54:49	BIBRA LAKE	WA	7451	033845	ULT DSL	190.14	58.22	100.64	10.06	110.70	53040	605	9.6	18.						
							DIESEL		304.00	551.55	55.16	606.71										
							TOTAL	THIS PERIOD	304.00	551.55	55.16	606.71										
							YEAR TO DATE		2,366.71	4,078.11	407.83	4,485.94										
								DIESEL		304.00	551.55	55.16					606.71					
	TOTAL	THIS PERIOD	304.00	551.55	55.16	606.71			3106	9.8	19.											
	YEAR TO DATE		2,366.71	4,078.11	407.83	4,485.94			23653	10.0	19.											
Post Centre 050 15405338 03575 GZQ778 2217 WHITE TOYOTA CAMRY SEDAN	07/11/23 14/11/23 22/11/23	07:12:40 09:28:22 07:08:58	FREMANTLE SPEARWOOD FREMANTLE	WA WA WA	6220 6443 6220	038365 009593 039112	ULT DSL	202.60	64.61	119.00	11.90	130.90	21688 22287 22959	760 599 672	8.5 8.6 8.5	17. 17. 16.						
							ULT DSL	198.94	51.64	93.39	9.34	102.73										
							ULT DSL	189.74	57.02	98.35	9.84	108.19										
							DIESEL		173.27	310.74	31.08	341.82										
							TOTAL	THIS PERIOD	173.27	310.74	31.08	341.82										
	YEAR TO DATE		1,906.86	3,259.90	326.01	3,585.91			21777	8.8	16.											
		DIESEL		173.27	310.74	31.08	341.82															
	TOTAL	THIS PERIOD	173.27	310.74	31.08	341.82			2031	8.5	16.											
	YEAR TO DATE		1,906.86	3,259.90	326.01	3,585.91			21777	8.8	16.											
Post Centre 050 15405338 03575 GZQ778 2217 WHITE TOYOTA CAMRY SEDAN	06/11/23	10:49:26	SPEARWOOD	WA	6443	009345	UPL 95 UNM	193.69	29.40	51.77	5.18	56.95	777									
							M/S		29.40	51.77	5.18	56.95										
							TOTAL	THIS PERIOD	29.40	51.77	5.18	56.95										
							YEAR TO DATE		162.50	277.17	27.72	304.89										
								M/S		29.40	51.77	5.18					56.95					
	TOTAL	THIS PERIOD	29.40	51.77	5.18	56.95																
	YEAR TO DATE		162.50	277.17	27.72	304.89			1415	11.5	21.											
050 15405338 03443 GYQ281 2235 WHITE FORD RANGER UTILITY	02/11/23 07/11/23 13/11/23 22/11/23 25/11/23	08:00:48 15:33:41 07:42:44 08:01:30 09:41:29	COCKBURN CENTRAL BALDIVIS COCKBURN CENTRAL COCKBURN CENTRAL MANDURAH	WA WA WA WA WA	7395 7374 7395 7395 7778	041778 050871 042656 043472 026125	ULT DSL	210.46	58.64	112.20	11.22	123.42	128555 129116 129711 130330 130692	513 561 595 619 362	11.4 11.5 11.8 11.9 11.1	24. 23. 23. 22. 21.						
							ULT DSL	202.60	64.28	118.39	11.84	130.23										
							ULT DSL	200.94	70.31	128.44	12.84	141.28										
							ULT DSL	191.74	73.55	128.20	12.82	141.02										
							ULT DSL	189.74	40.10	69.16	6.92	76.08										
							TOTAL	THIS PERIOD	162.50	277.17	27.72	304.89										
							YEAR TO DATE		162.50	277.17	27.72	304.89										



P Australia Pty Ltd
 .B.N. 53 004 085 616
 iPO Box 1621
 IELBOURNE VIC 3001

BP Plus Fleet Control Report



Account Enquiries: BP Accounts Receivable Telephone: 1800 225 527

ITY OF COCKBURN
 ccounts Payable (Invoice Only) PO
 37775
 O Box 1215
 IBRA LAKE DC PRIVATE BOXES WA
 965

CITY OF COCKBURN

Account Number: **0050188034** Customer Number: **0115405338**
 Period Starting: **01/11/2023** Period Ending: **30/11/2023**

Page: 4 of 3
 Date: 30/11/202

Card Number Vehicle/Driver	Date	Time	Purchase Location	Site No.	Receipt Number	Customer Reference	Product/Service					Odo meter (km)	KM Span	Litres/ 100km	Cent /km		
							Description	CPL Price	Litres	Total Exc GST (\$)	GST (\$)					Total Inc GST (\$)	
Jost Centre 050 15405338 04052 GMF052 2246 WHITE SUBARU OUTBACK VAGON	10/11/23 28/11/23	15:00:59 15:38:44	BIBRA LAKE BIBRA LAKE	WA WA	7451 7451	032449 007948	DIESEL	306.88	556.39	55.64	612.03						
							TOTAL	306.88	556.39	55.64	612.03		2650	11.6	23.		
							THIS PERIOD	3,135.57	5,448.03	544.83	5,992.86		27083	11.6	22.		
							YEAR TO DATE										
Jost Centre 050 15405338 04177 HRY951 2257 WHITE FORD RANGER UTE	01/11/23 10/11/23 18/11/23 24/11/23	10:42:29 09:16:47 11:32:07 14:45:21	MAIDA VALE MAIDA VALE MAIDA VALE MAIDA VALE	WA WA WA WA	6180 6180 6180 6180	039893 040355 040760 041059	ULT DSL	204.60	34.71	64.56	6.46	71.02	87120	419	8.3	16.	
							ULT DSL	190.14	36.18	62.54	6.25	68.79	87507	387	9.3	17.	
							DIESEL	70.89	127.10	12.71	139.81						
							TOTAL	70.89	127.10	12.71	139.81		806	8.8	17.		
THIS PERIOD	973.21	1,655.81	165.58	1,821.39		11987	8.1	15.									
YEAR TO DATE																	
Jost Centre 050 15405338 03583 GZZ119 2296 ILVER TOYOTA CAMRY SEDAN	09/11/23	11:34:06	BIBRA LAKE	WA	7451	032323	BP ULT UNM	199.70	48.70	88.41	8.84	97.25	88977	851	5.7	11.	
							TOTAL	258.46	470.45	47.04	517.49		3211	8.0	16.		
							THIS PERIOD	2,487.98	4,281.96	428.17	4,710.13		31455	7.9	15.		
							YEAR TO DATE										



P Australia Pty Ltd
 .B.N. 53 004 085 616
 iPO Box 1621
 IELBOURNE VIC 3001

BP Plus Fleet Control Report



Account Enquiries: BP Accounts Receivable Telephone: 1800 225 527

CITY OF COCKBURN
 ccoumts Payable (Invoice Only) PO
 37775
 O Box 1215
 IBRA LAKE DC PRIVATE BOXES WA
 965

CITY OF COCKBURN

Account Number: **0050188034** Customer Number: **0115405338**
 Period Starting: **01/11/2023** Period Ending: **30/11/2023**

Page: 5 of 3
 Date: 30/11/202

Card Number Vehicle/Driver	Date	Time	Purchase Location	Site No.	Receipt Number	Customer Reference	Product/Service					Odo meter (km)	KM Span	Litres/100km	Cent /km	
							Description	CPL Price	Litres	Total Exc GST (\$)	GST (\$)					Total Inc GST (\$)
Jost Centre 050 15405338 02759 GLZ772 2307 WHITE MITSUBISHI TRITON UTE	31/10/23 22/11/23 24/11/23	12:46:42 10:08:34 06:42:43	BIBRA LAKE BIBRA LAKE BALDIVIS	WA WA WA	7451 7451 7375	031495 033415 022926	M/S	48.70	88.41	8.84	97.25					
							TOTAL THIS PERIOD	48.70	88.41	8.84	97.25		851	5.7	11.	
							YEAR TO DATE	454.13	766.61	76.66	843.27		8676	5.2	9.	
							M/S	48.70	88.41	8.84	97.25					
TOTAL THIS PERIOD	48.70	88.41	8.84	97.25		851	5.7	11.								
YEAR TO DATE	454.13	766.61	76.66	843.27		8676	5.2	9.								
Jost Centre 050 15405338 04169 HRY950 2308 WHITE FORD RANGER UTE	08/11/23 20/11/23	12:50:01 06:16:39	BIBRA LAKE HALLS HEAD	WA WA	7451 6170	032217 003724	ULSD G10	209.46	59.65	113.58	11.36	124.94	920			
							ULSD G10	190.74	7.26	12.59	1.26	13.85	92630			
							ULT DSL	189.74	28.19	48.63	4.86	53.49	92745	115	24.5	46.
							DIESEL	95.10	174.80	17.48	192.28					
TOTAL THIS PERIOD	95.10	174.80	17.48	192.28		115	82.7	167.								
YEAR TO DATE	1,293.58	2,206.36	220.64	2,427.00		12352	10.5	19.								
Jost Centre 050 15405338 03831 HFX380 2317 ILVER NISSAN XTRAIL WAGON	14/11/23	06:47:52	BIBRA LAKE	WA	7451	032644	DIESEL	95.10	174.80	17.48	192.28					
							TOTAL THIS PERIOD	95.10	174.80	17.48	192.28		115	82.7	167.	
							YEAR TO DATE	1,293.58	2,206.36	220.64	2,427.00		12352	10.5	19.	
							ULT DSL	204.60	63.83	118.73	11.87	130.60	18550	833	7.7	15.
ULT DSL	189.74	74.94	129.26	12.93	142.19	19510	960	7.8	14.							
DIESEL	138.77	247.99	24.80	272.79												
TOTAL THIS PERIOD	138.77	247.99	24.80	272.79		1793	7.7	15.								
YEAR TO DATE	1,417.09	2,404.16	240.42	2,644.58		15841	8.9	16.								
Jost Centre 050 15405338 03831 HFX380 2317 ILVER NISSAN XTRAIL WAGON	14/11/23	06:47:52	BIBRA LAKE	WA	7451	032644	DIESEL	138.77	247.99	24.80	272.79					
							TOTAL THIS PERIOD	138.77	247.99	24.80	272.79		1793	7.7	15.	
YEAR TO DATE	1,417.09	2,404.16	240.42	2,644.58		15841	8.9	16.								
							UPL UNM	173.70 P	59.05	93.25	9.32	102.57	46588	647	9.1	15.



P Australia Pty Ltd
 .B.N. 53 004 085 616
 iPO Box 1621
 IELBOURNE VIC 3001

BP Plus Fleet Control Report



Account Enquiries: BP Accounts Receivable Telephone: 1800 225 527

CITY OF COCKBURN
 ccouns Payable (Invoice Only) PO
 37775
 O Box 1215
 IBRA LAKE DC PRIVATE BOXES WA
 965

CITY OF COCKBURN

Account Number: **0050188034** Customer Number: **0115405338**
 Period Starting: **01/11/2023** Period Ending: **30/11/2023**

Page: 6 of 3
 Date: 30/11/202

Card Number Vehicle/Driver	Date	Time	Purchase Location	Site No.	Receipt Number	Customer Reference	Product/Service					Odo meter (km)	KM Span	Litres/100km	Cent /km	
							Description	CPL Price	Litres	Total Exc GST (\$)	GST (\$)					Total Inc GST (\$)
Jost Centre 050 15405338 04219 HSW321 2329 WHITE FORD RANGER UTE	19/11/23	08:06:27	COCKBURN CENTRAL	WA	7395	043177	M/S	59.05	93.25	9.32	102.57					
							TOTAL THIS PERIOD	59.05	93.25	9.32	102.57		647	9.1	15.	
							YEAR TO DATE	1,664.92	2,637.69	263.78	2,901.47		12590	13.2	23.	
							M/S	59.05	93.25	9.32	102.57					
							TOTAL THIS PERIOD	59.05	93.25	9.32	102.57		647	9.1	15.	
							YEAR TO DATE	1,664.92	2,637.69	263.78	2,901.47		12590	13.2	23.	
Jost Centre 050 15405338 03963 HLQ161 2336 WHITE FORD RANGER UTILITY	15/11/23 15/11/23	09:39:57 13:54:25	SOUTH FREMANTLE SPEARWOOD	WA WA	9802 6443	017115 009637	ULT DSL	200.94	63.83	116.60	11.66	128.26	6047	535	11.9	24.
							DIESEL	63.83	116.60	11.66	128.26					
							TOTAL THIS PERIOD	63.83	116.60	11.66	128.26		535	11.9	24.	
							YEAR TO DATE	629.57	1,089.87	108.99	1,198.86		5106	12.3	23.	
							DIESEL	63.83	116.60	11.66	128.26					
							TOTAL THIS PERIOD	63.83	116.60	11.66	128.26		535	11.9	24.	
YEAR TO DATE	629.57	1,089.87	108.99	1,198.86		5106	12.3	23.								
Jost Centre 050 15405338 03948 HJO790 2346 WHITE FORD RANGER UTILITY	01/11/23 10/11/23 20/11/23 29/11/23	12:37:58 13:19:46 13:42:52 11:24:30	BIBRA LAKE BIBRA LAKE BIBRA LAKE BIBRA LAKE	WA WA WA WA	7451 7451 7451 7451	031601 007597 033201 034064	ULT DSL	198.94	20.42	36.93	3.69	40.62	777			
							ULT DSL	198.94	56.27	101.76	10.18	111.94	28300			
							DIESEL	76.69	138.69	13.87	152.56					
							TOTAL THIS PERIOD	76.69	138.69	13.87	152.56		5717	12.7	24.	
							YEAR TO DATE	728.68	1,247.79	124.80	1,372.59					
							DIESEL	76.69	138.69	13.87	152.56					
TOTAL THIS PERIOD	76.69	138.69	13.87	152.56		5717	12.7	24.								
YEAR TO DATE	728.68	1,247.79	124.80	1,372.59												
							ULSD G10	209.46	59.42	113.15	11.31	124.46	29584	617	9.6	20.
							ULSD G10	203.60	50.82	94.06	9.41	103.47	30148	564	9.0	18.
							ULT DSL	191.74	51.20	89.25	8.92	98.17	777			
							ULSD G10	189.14	58.22	100.11	10.01	110.12	777			
							TOTAL THIS PERIOD	768.94	219.66	406.57	41.65	466.85	777	1171	10.1	18.6
YEAR TO DATE	728.68	1,247.79	124.80	1,372.59												



P Australia Pty Ltd
 .B.N. 53 004 085 616
 iPO Box 1621
 IELBOURNE VIC 3001

BP Plus Fleet Control Report



Account Enquiries: BP Accounts Receivable Telephone: 1800 225 527

CITY OF COCKBURN
 ccunts Payable (Invoice Only) PO
 37775
 O Box 1215
 IBRA LAKE DC PRIVATE BOXES WA
 965

CITY OF COCKBURN

Account Number: **0050188034** Customer Number: **0115405338**
 Period Starting: **01/11/2023** Period Ending: **30/11/2023**

Page: 7 of 3
 Date: 30/11/202

Card Number Vehicle/Driver	Date	Time	Purchase Location	Site No.	Receipt Number	Customer Reference	Product/Service					Odo meter (km)	KM Span	Litres/100km	Cent /km	
							Description	CPL Price	Litres	Total Exc GST (\$)	GST (\$)					Total Inc GST (\$)
Post Centre 050 15405338 03526 GYO863 2355 WHITE FORD RANGER UTILITY	14/11/23 28/11/23	16:46:57 17:04:12	BIBRA LAKE BIBRA LAKE	WA WA	7451 7451	032722 033994	DIESEL	219.66	396.57	39.65	436.22					
							TOTAL THIS PERIOD	219.66	396.57	39.65	436.22		1181	18.6	36.	
							YEAR TO DATE	566.91	995.35	99.52	1,094.87		3008	18.8	36.	
							DIESEL	219.66	396.57	39.65	436.22					
TOTAL THIS PERIOD	219.66	396.57	39.65	436.22		1181	18.6	36.								
YEAR TO DATE	566.91	995.35	99.52	1,094.87		3008	18.8	36.								
Post Centre 050 15405338 03161 GTI472 2376 WHITE MITSUBISHI TRITON UTE	23/11/23	12:15:50	SOUTH PERTH	WA	6192	000126	ULT DSL	200.94	44.75	81.75	89.92	46383	415	10.8	21.	
							ULT DSL	190.14	51.16	88.43	8.84	97.27	46880	497	10.3	19.
							DIESEL	95.91	170.18	17.01	187.19					
							TOTAL THIS PERIOD	95.91	170.18	17.01	187.19		912	10.5	20.	
YEAR TO DATE	921.03	1,592.08	159.21	1,751.29		7927	11.6	22.								
DIESEL	95.91	170.18	17.01	187.19												
TOTAL THIS PERIOD	95.91	170.18	17.01	187.19		912	10.5	20.								
YEAR TO DATE	921.03	1,592.08	159.21	1,751.29		7927	11.6	22.								
Post Centre 050 15405338 03351 GXF233 2397 WHITE FORD RANGER UTILITY	02/11/23 23/11/23	13:18:49 13:58:38	BIBRA LAKE BIBRA LAKE	WA WA	7451 7451	031736 033553	ULT DSL	210.46	75.13	143.75	14.37	158.12	113996	869	8.6	18.
							ULT DSL	191.74	74.18	129.30	12.93	142.23	114853	857	8.7	16.
							DIESEL	62.08	107.08	10.71	117.79					
							TOTAL THIS PERIOD	62.08	107.08	10.71	117.79		581	10.7	20.	
YEAR TO DATE	774.44	1,312.30	131.22	1,443.52		6466	12.0	22.								
DIESEL	62.08	107.08	10.71	117.79												
TOTAL THIS PERIOD	62.08	107.08	10.71	117.79		581	10.7	20.								
YEAR TO DATE	774.44	1,312.30	131.22	1,443.52		6466	12.0	22.								



P Australia Pty Ltd
 .B.N. 53 004 085 616
 iPO Box 1621
 IELBOURNE VIC 3001

BP Plus Fleet Control Report



Account Enquiries: BP Accounts Receivable Telephone: 1800 225 527

CITY OF COCKBURN
 ccunts Payable (Invoice Only) PO
 37775
 O Box 1215
 IBRA LAKE DC PRIVATE BOXES WA
 965

CITY OF COCKBURN

Account Number: **0050188034** Customer Number: **0115405338**
 Period Starting: **01/11/2023** Period Ending: **30/11/2023**

Page: 8 of 3
 Date: 30/11/202

Card Number Vehicle/Driver	Date	Time	Purchase Location	Site No.	Receipt Number	Customer Reference	Product/Service					Odo meter (km)	KM Span	Litres/100km	Cent /km	
							Description	CPL Price	Litres	Total Exc GST (\$)	GST (\$)					Total Inc GST (\$)
Post Centre			2387				DIESEL	149.31	273.05	27.30	300.35					
							TOTAL	149.31	273.05	27.30	300.35					
							THIS PERIOD									
							YEAR TO DATE	2,310.53	3,951.97	395.17	4,347.14		1726	8.7	17.19	
Post Centre			2407				DIESEL	149.31	273.05	27.30	300.35					
							TOTAL	149.31	273.05	27.30	300.35					
							THIS PERIOD									
							YEAR TO DATE	2,310.53	3,951.97	395.17	4,347.14		1726	8.7	17.19	
050 15405338 04359 GYZ376 2407 WHITE MITSUBISHI TRITON UTE	03/11/23 14/11/23 23/11/23	12:58:43 11:02:18 09:43:26	NAVAL BASE SPEARWOOD NAVAL BASE	WA WA WA	7770 6443 7770	042749 009597 017191	ULT DSL	206.90 P	53.99	101.55	10.16	111.71	65392	391	13.8	28.
							ULT DSL	198.94	57.73	104.41	10.44	114.85	65813	421	13.7	27.
							ULT DSL	189.74	55.13	95.09	9.51	104.60	66187	374	14.7	28.
							TOTAL	166.85	301.05	30.11	331.16					
Post Centre			2418				DIESEL	166.85	301.05	30.11	331.16					
							TOTAL	166.85	301.05	30.11	331.16					
							THIS PERIOD									
							YEAR TO DATE	1,775.09	2,984.74	298.45	3,283.19		12706	14.0	25.	
050 15405338 03781 HEJ525 2418 WHITE FORD RANGER UTILITY	01/11/23 10/11/23 17/11/23	16:44:25 09:24:49 11:07:38	BIBRA LAKE BIBRA LAKE BIBRA LAKE	WA WA WA	7451 7451 7451	031637 032417 033013	ULT DSL	210.46	56.64	108.37	10.84	119.21	93093	664	8.5	18.
							ULT DSL	204.60	28.95	53.85	5.38	59.23	93395	302	9.6	19.
							ULT DSL	200.94	55.33	101.07	10.11	111.18	94012	617	9.0	18.
							TOTAL	140.92	263.29	26.33	289.62					
Post Centre			2418				DIESEL	140.92	263.29	26.33	289.62					
							TOTAL	140.92	263.29	26.33	289.62					
							THIS PERIOD									
							YEAR TO DATE	2,285.23	3,923.88	392.38	4,316.26		24622	9.3	17.	
050 15405338 03898 HIN859 2438 WHITE FORD RANGER UTILITY	07/11/23 14/11/23 25/11/23	16:34:21 11:47:02 09:14:29	BIBRA LAKE BIBRA LAKE MAIDA VALE	WA WA WA	7451 7451 6180	032145 007661 041088	ULT DSL	204.60	60.67	112.85	11.28	124.13	54901	611	9.9	20.
							ULT DSL	200.94	68.22	124.62	12.46	137.08	55639	738	9.2	18.
							ULT DSL	189.74	65.33	112.69	11.27	123.96	56248	609	10.7	20.
							TOTAL	2,285.23	3,923.88	392.38	4,316.26		24622	9.3	17.	



P Australia Pty Ltd
 .B.N. 53 004 085 616
 iPO Box 1621
 IELBOURNE VIC 3001

BP Plus Fleet Control Report



Account Enquiries: BP Accounts Receivable Telephone: 1800 225 527

CITY OF COCKBURN
 ccunts Payable (Invoice Only) PO
 37775
 O Box 1215
 IBRA LAKE DC PRIVATE BOXES WA
 365

CITY OF COCKBURN

Account Number: **0050188034** Customer Number: **0115405338**
 Period Starting: **01/11/2023** Period Ending: **30/11/2023**

Page: 9 of 3
 Date: 30/11/202

Card Number Vehicle/Driver	Date	Time	Purchase Location	Site No.	Receipt Number	Customer Reference	Product/Service					Odo meter (km)	KM Span	Litres/100km	Cent /km	
							Description	CPL Price	Litres	Total Exc GST (\$)	GST (\$)					Total Inc GST (\$)
ost Centre 050 15405338 03054 GRH938 2457 WHITE FORD RANGER UTILITY	16/11/23	06:56:15	COCKBURN CENTRAL WA	7395	042958		DIESEL	194.22	350.16	35.01	385.17					
							TOTAL THIS PERIOD	194.22	350.16	35.01	385.17		1958	9.9	19.	
							YEAR TO DATE	2,008.66	3,444.14	344.43	3,788.57		18219	11.0	20.	
ost Centre 050 15405338 03120 GTE408 2467 WHITE FORD RANGER UTE	01/11/23 11/11/23 21/11/23	15:21:56 12:29:16 15:03:58	COCKBURN CENTRAL WA COCKBURN CENTRAL WA BIBRA LAKE WA	7395 7395 7451	041717 042554 033350		ULT DSL	200.94	66.04	120.64	12.06	132.70	41496	782	8.4	17.
							DIESEL	66.04	120.64	12.06	132.70					
							TOTAL THIS PERIOD	66.04	120.64	12.06	132.70		782	8.4	17.	
							YEAR TO DATE	574.05	990.08	99.00	1,089.08		4635	12.4	23.	
ost Centre 050 15405338 04375 GRS168 2477 WHITE MITSUBISHI SINGLE CAB	17/11/23	08:43:51	BIBRA LAKE WA	7451	032991		ULT DSL	210.46	66.85	127.90	12.79	140.69	54608	600	11.1	23.
							ULT DSL	204.60	72.76	135.34	13.53	148.87	55150	542	13.4	27.
							ULSD G10	190.74	67.67	117.34	11.73	129.07	55560	410	16.5	31.
							DIESEL	207.28	380.58	38.05	418.63					
TOTAL THIS PERIOD	207.28	380.58	38.05	418.63		1552	13.4	27.								
YEAR TO DATE	1,689.30	2,883.13	288.29	3,171.42		12843	13.2	24.								
							ULSD G10	199.94	46.12	83.83	8.38	92.21	77522	382	12.1	24.



P Australia Pty Ltd
 .B.N. 53 004 085 616
 iPO Box 1621
 IELBOURNE VIC 3001

BP Plus Fleet Control Report



Account Enquiries: BP Accounts Receivable Telephone: 1800 225 527

CITY OF COCKBURN
 ccunts Payable (Invoice Only) PO
 37775
 O Box 1215
 IBRA LAKE DC PRIVATE BOXES WA
 965

CITY OF COCKBURN

Account Number: **0050188034** Customer Number: **0115405338**
 Period Starting: **01/11/2023** Period Ending: **30/11/2023**

Page: 10 of 3
 Date: 30/11/202

Card Number Vehicle/Driver	Date	Time	Purchase Location	Site No.	Receipt Number	Customer Reference	Product/Service					Odo meter (km)	KM Span	Litres/100km	Cent /km	
							Description	CPL Price	Litres	Total Exc GST (\$)	GST (\$)					Total Inc GST (\$)
Jost Centre			2477				DIESEL	46.12	83.83	8.38	92.21					
							TOTAL	46.12	83.83	8.38	92.21					
							YEAR TO DATE	138.02	263.33	26.33	289.66		382	12.1	24.37	
							DIESEL	46.12	83.83	8.38	92.21					
050 15405338 03971 HMI124 2497 WHITE FORD RANGER UTE	01/11/23 09/11/23 20/11/23	14:46:00 11:39:12 13:13:47	BIBRA LAKE BIBRA LAKE BIBRA LAKE	WA WA WA	7451 7451 7451	007431 007574 033197	ULT DSL	210.46	63.72	121.92	12.19	134.11	27490			
							ULT DSL	204.60	63.49	118.09	11.81	129.90	28157	667	9.5	19.19
							ULT DSL	191.74	63.77	111.15	11.12	122.27	28815	658	9.7	18.18
							DIESEL	190.98	351.16	35.12	386.28					
TOTAL	190.98	351.16	35.12	386.28												
YEAR TO DATE	1,382.09	2,407.30	240.75	2,648.05		1325	14.4	29.22								
DIESEL	190.98	351.16	35.12	386.28												
TOTAL	190.98	351.16	35.12	386.28												
YEAR TO DATE	1,382.09	2,407.30	240.75	2,648.05		1325	14.4	29.22								
Jost Centre			2497				DIESEL	190.98	351.16	35.12	386.28					
							TOTAL	190.98	351.16	35.12	386.28					
							YEAR TO DATE	1,382.09	2,407.30	240.75	2,648.05		1325	14.4	29.22	
							DIESEL	190.98	351.16	35.12	386.28					
050 15405338 02494 GGH334 2507 WHITE MAZDA 6 SEDAN	31/10/23 08/11/23 14/11/23 21/11/23 28/11/23	17:28:08 07:59:01 11:41:13 07:50:21 07:50:53	BALDIVIS BALDIVIS SUCCESS BALDIVIS BALDIVIS	WA WA WA WA WA	7374 7375 5992 7375 7375	050305 021377 006177 099413 099933	U/LP UNM	177.70 P	40.27	65.05	6.51	71.56	111221	611	6.6	11.11
							U/LP UNM	184.49	45.47	76.26	7.63	83.89	111939	718	6.3	11.11
							U/LP UNM	171.70 P	45.32	70.74	7.07	77.81	112679	740	6.1	10.10
							U/LP UNM	168.70 P	46.04	70.61	7.06	77.67	13344			
U/LP UNM	165.70 P	40.75	61.38	6.14	67.52	114005										
M/S	217.85	344.04	34.41	378.45												
TOTAL	217.85	344.04	34.41	378.45												
YEAR TO DATE	1,628.14	2,574.57	257.47	2,832.04		2069	10.5	18.16								
M/S	217.85	344.04	34.41	378.45												
TOTAL	217.85	344.04	34.41	378.45												
YEAR TO DATE	1,628.14	2,574.57	257.47	2,832.04		2069	10.5	18.16								
Jost Centre			2507				M/S	217.85	344.04	34.41	378.45					
							TOTAL	217.85	344.04	34.41	378.45					
							YEAR TO DATE	1,628.14	2,574.57	257.47	2,832.04		17187	9.5	16.16	
							M/S	217.85	344.04	34.41	378.45					
050 15405338 03708 HCC815 2515 WHITE FORD RANGER UTILITY	03/11/23 05/11/23 06/11/23 16/11/23 22/11/23	19:36:34 07:03:41 17:30:32 15:46:29 19:13:06	SUCCESS SUCCESS SUCCESS COCKBURN CENTRAL SUCCESS	WA WA WA WA WA	5992 5992 5992 7395 5992	044863 044917 005990 043014 022066	ULT DSL	208.46	35.90	68.04	6.80	74.84	15750	260	13.8	28.28
							ULT DSL	208.46	39.37	74.61	7.46	82.07	16000	250	15.7	32.32
							ULT DSL	202.60	22.78	41.95	4.20	46.15	16415	415	5.5	11.11
							ULT DSL	200.94	35.84	65.47	6.55	72.02	16464	49	73.1	147.147
ULT DSL	189.74	45.51	78.50	7.85	86.35	16780	316	14.4	27.27							



P Australia Pty Ltd
 .B.N. 53 004 085 616
 iPO Box 1621
 IELBOURNE VIC 3001

BP Plus Fleet Control Report



Account Enquiries: BP Accounts Receivable Telephone: 1800 225 527

ITY OF COCKBURN
 ccounts Payable (Invoice Only) PO
 37775
 O Box 1215
 IBRA LAKE DC PRIVATE BOXES WA
 365

CITY OF COCKBURN

Account Number: **0050188034** Customer Number: **0115405338**
 Period Starting: **01/11/2023** Period Ending: **30/11/2023**

Page: 11 of 3
 Date: 30/11/202

Card Number Vehicle/Driver	Date	Time	Purchase Location	Site No.	Receipt Number	Customer Reference	Product/Service					Odo meter (km)	KM Span	Litres/100km	Cent /km						
							Description	CPL Price	Litres	Total Exc GST (\$)	GST (\$)					Total Inc GST (\$)					
	27/11/23	06:13:11	PIARA WATERS	WA	1110	004671	ULT DSL	190.14	20.39	35.25	3.52	38.77	16911	131	15.6	29.					
							DIESEL		199.79	363.82	36.38	400.20									
							TOTAL	THIS PERIOD	199.79	363.82	36.38	400.20									
							YEAR TO DATE		749.05	1,334.67	133.46	1,468.13							1421	14.1	28.
																			5679	13.2	25.
050 15405338 03849 HHB989 2537 WHITE FORD RANGER UTILITY	03/11/23	11:46:28	BIBRA LAKE	WA	7451	031847	ULTSD G10	208.90 P	43.71	83.01	8.30	91.31	54678	445	9.8	20.					
							DIESEL		43.71	83.01	8.30	91.31									
							TOTAL	THIS PERIOD	43.71	83.01	8.30	91.31									
							YEAR TO DATE		1,432.57	2,449.50	244.97	2,694.47							445	9.8	20.
																			15391	9.3	17.
050 15405338 03344 GXB734 2555 WHITE SUBARU OUTBACK VAGON	09/11/23 23/11/23	11:06:14 19:08:08	BIBRA LAKE BALDIVIS	WA WA	7451 7374	032316 052091	ULT DSL	204.60	57.81	107.53	10.75	118.28	131200 132730	1200 1530	4.8 3.7	9. 7.					
							ULT DSL	189.74	56.34	97.18	9.72	106.90									
							DIESEL		114.15	204.71	20.47	225.18									
							TOTAL	THIS PERIOD	114.15	204.71	20.47	225.18									
							YEAR TO DATE		1,203.16	2,083.60	208.38	2,291.98							2730	4.2	8.
050 15405338 03591 GXV149 2565 WHITE FORD RANGER UTILITY	06/11/23 14/11/23 24/11/23	08:36:04 07:45:23 13:21:17	BIBRA LAKE BIBRA LAKE BIBRA LAKE	WA WA WA	7451 7451 7451	031969 032656 033674	ULT DSL	204.60	73.10	135.97	13.60	149.57	70869 71721 72567	847 852 846	8.6 8.5 8.2	17. 17. 15.					
							ULT DSL	200.94	72.82	133.02	13.30	146.32									
							ULT DSL	191.74	69.60	121.32	12.13	133.45									
							TOTAL	THIS PERIOD	114.15	204.71	20.47	225.18									
							YEAR TO DATE		1,203.16	2,083.60	208.38	2,291.98							2730	4.2	8.



P Australia Pty Ltd
 .B.N. 53 004 085 616
 iPO Box 1621
 IELBOURNE VIC 3001

BP Plus Fleet Control Report



Account Enquiries: BP Accounts Receivable Telephone: 1800 225 527

ITY OF COCKBURN
 ccounts Payable (Invoice Only) PO
 37775
 O Box 1215
 IBRA LAKE DC PRIVATE BOXES WA
 365

CITY OF COCKBURN

Account Number: **0050188034** Customer Number: **0115405338**
 Period Starting: **01/11/2023** Period Ending: **30/11/2023**

Page: 12 of 3
 Date: 30/11/2023

Card Number Vehicle/Driver	Date	Time	Purchase Location	Site No.	Receipt Number	Customer Reference	Product/Service					Odo meter (km)	KM Span	Litres/100km	Cent /km	
							Description	CPL Price	Litres	Total Exc GST (\$)	GST (\$)					Total Inc GST (\$)
Cost Centre			2565				DIESEL	215.52	390.31	39.03	429.34					
							TOTAL THIS PERIOD	215.52	390.31	39.03	429.34					
							YEAR TO DATE	2,449.82	4,247.38	424.72	4,672.10		2545	8.5	16.	
												23765	10.3	19.		
050 15405338 04094 HPP327 2575 WHITE ISUZU D-MAX UTE	07/11/23 12/11/23 16/11/23 21/11/23	17:25:42 16:16:16 15:31:26 15:03:15	BIBRA LAKE BIBRA LAKE SPEARWOOD BIBRA LAKE	WA WA WA WA	7451 7451 6443 7451	032150 032524 009660 033349	DIESEL	215.52	390.31	39.03	429.34					
							TOTAL THIS PERIOD	215.52	390.31	39.03	429.34					
							YEAR TO DATE	2,449.82	4,247.38	424.72	4,672.10		2545	8.5	16.	
												23765	10.3	19.		
050 15405338 04086 HOK035 2606 WHITE FORD RANGER UTILITY	31/10/23 13/11/23 24/11/23	13:37:51 12:07:54 09:03:12	BIBRA LAKE BIBRA LAKE BIBRA LAKE	WA WA WA	7451 7451 7451	031500 007638 033642	ULT DSL	204.60	63.93	118.91	130.80	24867				
							ULSD G10	202.90 P	41.25	76.09	7.61	83.70	25235	368	11.2	22.
							ULT DSL	198.94	38.17	69.03	6.90	75.93	25647	412	9.3	18.
							ULT DSL	191.74	61.93	107.95	10.79	118.74	26072	425	14.6	27.
TOTAL THIS PERIOD	205.28	371.98	37.19	409.17												
YEAR TO DATE	1,988.16	3,445.61	344.57	3,790.18		1205	17.0	34.								
					12959	15.3	29.									
Cost Centre			2575				DIESEL	205.28	371.98	37.19	409.17					
							TOTAL THIS PERIOD	205.28	371.98	37.19	409.17					
							YEAR TO DATE	1,988.16	3,445.61	344.57	3,790.18		1205	17.0	34.	
												12959	15.3	29.		
050 15405338 04292 HVF574 2618 WHITE VOLKSWAGEN CADDY 'AN	10/11/23	18:23:55	SUCESS	WA	5992	045210	ULT DSL	210.46	67.74	129.61	12.96	142.57	13246	429	15.8	33.
							ULT DSL	200.94	62.45	114.08	11.41	125.49	13596	350	17.8	35.
							ULT DSL	191.74	67.29	117.29	11.73	129.02	14019	423	15.9	30.
							TOTAL THIS PERIOD	197.48	360.98	36.10	397.08					
YEAR TO DATE	1,413.67	2,415.91	241.61	2,657.52		1202	16.4	33.								
					7778	18.2	34.									
Cost Centre			2606				DIESEL	197.48	360.98	36.10	397.08					
							TOTAL THIS PERIOD	197.48	360.98	36.10	397.08					
YEAR TO DATE	1,413.67	2,415.91	241.61	2,657.52		1202	16.4	33.								
					7778	18.2	34.									
050 15405338 04292 HVF574 2618 WHITE VOLKSWAGEN CADDY 'AN	10/11/23	18:23:55	SUCESS	WA	5992	045210	ULT DSL	202.60	48.61	89.54	8.95	98.49	8631	784	6.2	12.



P Australia Pty Ltd
 .B.N. 53 004 085 616
 iPO Box 1621
 IELBOURNE VIC 3001

BP Plus Fleet Control Report



Account Enquiries: BP Accounts Receivable Telephone: 1800 225 527

ITY OF COCKBURN
 ccounts Payable (Invoice Only) PO
 37775
 O Box 1215
 IBRA LAKE DC PRIVATE BOXES WA
 365

CITY OF COCKBURN

Account Number: **0050188034** Customer Number: **0115405338**
 Period Starting: **01/11/2023** Period Ending: **30/11/2023**

Page: 13 of 3
 Date: 30/11/202

Card Number Vehicle/Driver	Date	Time	Purchase Location	Site No.	Receipt Number	Customer Reference	Product/Service					Odo meter (km)	KM Span	Litres/100km	Cent./km	
							Description	CPL Price	Litres	Total Exc GST (\$)	GST (\$)					Total Inc GST (\$)
Jost Centre 050 15405338 04417 GRB219 2626 WHITE MITSUBISHI TRITON UTE	16/11/23 27/11/23	08:48:07 07:40:52	COCKBURN CENTRAL BIBRA LAKE	WA WA	7395 7451	042974 033786	DIESEL	48.61	89.54	8.95	98.49					
							TOTAL THIS PERIOD	48.61	89.54	8.95	98.49		784	6.2	12.	
							YEAR TO DATE	489.62	837.92	83.80	921.72		4756	10.3	19.	
							DIESEL	48.61	89.54	8.95	98.49					
							TOTAL THIS PERIOD	48.61	89.54	8.95	98.49		784	6.2	12.	
							YEAR TO DATE	489.62	837.92	83.80	921.72		4756	10.3	19.	
Jost Centre 050 15405338 04029 HOA671 2646 WHITE MITSUBISHI TRITON	09/11/23 28/11/23	08:57:13 18:39:19	BIBRA LAKE WARNBRO	WA WA	7451 6255	032287 015197	ULT DSL	200.94	58.28	106.46	10.65	117.11	38218			
							ULT DSL	189.14	52.82	90.82	9.08	99.90	48500			
							DIESEL	111.10	197.28	19.73	217.01					
							TOTAL THIS PERIOD	111.10	197.28	19.73	217.01					
							YEAR TO DATE	111.10	197.28	19.73	217.01					
							DIESEL	111.10	197.28	19.73	217.01					
TOTAL THIS PERIOD	111.10	197.28	19.73	217.01												
YEAR TO DATE	1,051.99	1,798.21	179.82	1,978.03		4590	22.9	43.								
Jost Centre 050 15405338 04037 HOQ717 2656 ORD RANGER XL SC	06/11/23 27/11/23	11:53:48 08:19:15	COCKBURN CENTRAL COCKBURN CENTRAL	WA WA	7395 7395	042107 043881	ULT DSL	204.60	75.36	140.17	14.02	154.19	30201			
							ULT DSL	190.14	72.88	125.97	12.60	138.57	30759	558	13.1	24.
							DIESEL	123.12	219.57	21.96	241.53					
							TOTAL THIS PERIOD	123.12	219.57	21.96	241.53		1229	10.0	19.	
							YEAR TO DATE	1,506.35	2,579.44	257.95	2,837.39		15269	9.9	18.	
							DIESEL	123.12	219.57	21.96	241.53					
TOTAL THIS PERIOD	123.12	219.57	21.96	241.53		1229	10.0	19.								
YEAR TO DATE	1,506.35	2,579.44	257.95	2,837.39		15269	9.9	18.								



P Australia Pty Ltd
 .B.N. 53 004 085 616
 iPO Box 1621
 IELBOURNE VIC 3001

BP Plus Fleet Control Report



Account Enquiries: BP Accounts Receivable Telephone: 1800 225 527

ITY OF COCKBURN
 ccunts Payable (Invoice Only) PO
 37775
 O Box 1215
 IBRA LAKE DC PRIVATE BOXES WA
 965

CITY OF COCKBURN

Account Number: **0050188034** Customer Number: **0115405338**
 Period Starting: **01/11/2023** Period Ending: **30/11/2023**

Page: 14 of 3
 Date: 30/11/202

Card Number Vehicle/Driver	Date	Time	Purchase Location	Site No.	Receipt Number	Customer Reference	Product/Service					Odo meter (km)	KM Span	Litres/ 100km	Cent /km	
							Description	CPL Price	Litres	Total Exc GST (\$)	GST (\$)					Total Inc GST (\$)
Post Centre			2666				DIESEL	148.24	266.14	26.62	292.76					
							TOTAL	148.24	266.14	26.62	292.76		558	26.6	52.	
							YEAR TO DATE	2,365.04	4,125.65	412.57	4,538.22		13933	17.0	32.	
050 15405338 03914 HIN742 2667 WHITE MITSUBISHI TRITON UTE	01/11/23 07/11/23 14/11/23 20/11/23 29/11/23	11:09:21 13:23:18 11:01:31 16:07:18 06:40:24	BIBRA LAKE BIBRA LAKE BIBRA LAKE BIBRA LAKE BIBRA LAKE	WA WA WA WA WA	7451 7451 7451 7451 7451	031585 032110 007657 033232 034024	ULT DSL	210.46	60.84	116.41	11.64	128.05	46482	456	13.3	28.
							ULT DSL	204.60	62.09	115.49	11.55	127.04	46960	478	13.0	26.
							ULT DSL	200.94	57.03	104.17	10.42	114.59	47429	469	12.2	24.
							ULT DSL	191.74	60.62	105.66	10.57	116.23	47902	473	12.8	24.
						ULT DSL	190.14	64.35	111.23	11.12	122.35	48409	507	12.7	24.	
						DIESEL	304.93	552.96	55.30	608.26						
TOTAL	THIS PERIOD	304.93	552.96	55.30	608.26		2383	12.8	25.							
YEAR TO DATE	2,303.57	3,976.77	397.66	4,374.43		18809	12.2	23.								
Post Centre			2667				DIESEL	304.93	552.96	55.30	608.26					
							TOTAL	304.93	552.96	55.30	608.26		2383	12.8	25.	
							YEAR TO DATE	2,303.57	3,976.77	397.66	4,374.43		18809	12.2	23.	
050 15405338 03823 HGH898 2677 WHITE MITSUBISHI TRITON UTE	07/11/23 15/11/23 21/11/23 30/11/23	08:06:05 07:16:28 16:48:44 13:21:03	COCKBURN CENTRAL BIBRA LAKE COCKBURN CENTRAL COCKBURN CENTRAL	WA WA WA WA	7395 7451 7395 7395	042175 032763 043416 007845	ULT DSL	204.60	62.11	115.53	11.55	127.08	52217	422	14.7	30.
							ULSD GIO	199.94	56.39	102.49	10.25	112.74	52644	427	13.2	26.
							ULT DSL	191.74	58.95	102.75	10.28	113.03	53047	403	14.6	28.
							ULT DSL	190.14	57.90	100.08	10.01	110.09	53494	447	13.0	24.
						DIESEL	235.35	420.85	42.09	462.94						
TOTAL	THIS PERIOD	235.35	420.85	42.09	462.94		1699	13.9	27.							
YEAR TO DATE	2,175.94	3,761.55	376.16	4,137.71		15895	13.7	26.								
Post Centre			2677				DIESEL	235.35	420.85	42.09	462.94					
							TOTAL	235.35	420.85	42.09	462.94		1699	13.9	27.	
							YEAR TO DATE	2,175.94	3,761.55	376.16	4,137.71		15895	13.7	26.	
050 15405338 03765 HEI019 2687 WHITE ISUZU D-MAX UTE	01/11/23 09/11/23 22/11/23	15:38:42 17:09:36 13:55:40	BIBRA LAKE BIBRA LAKE COCKBURN CENTRAL	WA WA WA	7451 7451 7395	031625 032247 043513	ULT DSL	210.46	58.77	112.45	11.24	123.69	59813			
							ULT DSL	204.60	62.72	116.66	11.67	128.33	60371	558	11.2	23.
							ULT DSL	191.74	66.92	116.65	11.66	128.31	71495			



P Australia Pty Ltd
 .B.N. 53 004 085 616
 iPO Box 1621
 IELBOURNE VIC 3001

BP Plus Fleet Control Report



Account Enquiries: BP Accounts Receivable Telephone: 1800 225 527

ITY OF COCKBURN
 ccounts Payable (Invoice Only) PO
 37775
 O Box 1215
 IBRA LAKE DC PRIVATE BOXES WA
 365

CITY OF COCKBURN

Account Number: **0050188034** Customer Number: **0115405338**
 Period Starting: **01/11/2023** Period Ending: **30/11/2023**

Page: 15 of 3
 Date: 30/11/202

Card Number Vehicle/Driver	Date	Time	Purchase Location	Site No.	Receipt Number	Customer Reference	Product/Service					Odo meter (km)	KM Span	Litres/100km	Cent /km	
							Description	CPL Price	Litres	Total Exc GST (\$)	GST (\$)					Total Inc GST (\$)
Post Centre 050 15405338 04425 HJA763 2706 WHITE FORD RANGER UTILITY			2687				DIESEL	188.41	345.76	34.57	380.33					
							TOTAL	188.41	345.76	34.57	380.33					
							YEAR TO DATE	2,095.58	3,638.00	363.78	4,001.78		558	33.8	68.	
												14834	14.1	27.		
Post Centre 050 15405338 03336 GUV053 2723 WHITE ISUZU FIRE TRUCK	17/11/23 24/11/23	12:53:51 07:44:07	2706				DIESEL	188.41	345.76	34.57	380.33					
							TOTAL	188.41	345.76	34.57	380.33					
							YEAR TO DATE	2,095.58	3,638.00	363.78	4,001.78		558	33.8	68.	
												14834	14.1	27.		
Post Centre 050 15405338 01454 EZY791 2753 OYOTA LANDCRUISER UTILITY	01/11/23 03/11/23 05/11/23 06/11/23 22/11/23 24/11/23 25/11/23	18:46:10 19:39:36 01:07:56 00:21:34 18:32:21 17:29:34 23:06:28	2723				ULSD G10	199.94	71.70	130.33	13.03	143.36	45181			
							ULSD G10	190.74	68.73	119.17	11.92	131.09	45829	648	10.6	20.
							DIESEL	140.43	249.50	24.95	274.45					
							TOTAL	140.43	249.50	24.95	274.45					
							YEAR TO DATE	140.43	249.50	24.95	274.45		648	21.7	42.	
												648	21.7	42.		
							DIESEL	140.43	249.50	24.95	274.45					
							TOTAL	140.43	249.50	24.95	274.45					
							YEAR TO DATE	1,997.92	3,420.16	342.02	3,762.18		13412	14.9	28.	
							Post Centre 050 15405338 01454 EZY791 2753 OYOTA LANDCRUISER UTILITY	03/11/23 05/11/23	19:40:45 05:04:37	2723				ULSD G10	209.46	30.53
ULSD G10	208.46	38.91	73.74	7.37	81.11	30270								71	54.8	114.
ULSD G10	208.46	120.03	227.47	22.75	250.22	304911										
ULSD G10	201.60	105.15	192.72	19.27	211.99	30665										
ULSD G10	190.74	83.64	145.03	14.50	159.53	30825								160	52.3	99.
ULSD G10	190.74	93.89	162.80	16.28	179.08	31036								211	44.5	84.
ULSD G10	189.74	80.36	138.61	13.86	152.47	31222								186	43.2	82.
DIESEL	552.51	998.51	99.84	1098.35												
TOTAL	552.51	998.51	99.84	1,098.35												
YEAR TO DATE	2,573.12	4,526.14	452.60	4,978.74		7184								35.8	69.	
Post Centre 050 15405338 01454 EZY791 2753 OYOTA LANDCRUISER UTILITY	03/11/23 05/11/23	19:40:45 05:04:37	2723				ULSD G10	208.46	23.74	44.99	4.50	49.49	777			
							ULP UNM	185.18	3.63	6.11	0.61	6.72				
							ULSD G10	208.46	56.70	107.45	10.75	118.20	24152			
							TOTAL	208.46	23.74	44.99	4.50	49.49				
YEAR TO DATE	2,573.12	4,526.14	452.60	4,978.74		7184	35.8	69.								



P Australia Pty Ltd
 .B.N. 53 004 085 616
 iPO Box 1621
 IELBOURNE VIC 3001

BP Plus Fleet Control Report



Account Enquiries: BP Accounts Receivable Telephone: 1800 225 527

ITY OF COCKBURN
 ccounts Payable (Invoice Only) PO
 37775
 O Box 1215
 IBRA LAKE DC PRIVATE BOXES WA
 965

CITY OF COCKBURN

Account Number: **0050188034**
 Period Starting: **01/11/2023**

Customer Number: **0115405338**
 Period Ending: **30/11/2023**

Page: 16 of 3
 Date: 30/11/202

Card Number Vehicle/Driver	Date	Time	Purchase Location	Site No.	Receipt Number	Customer Reference	Product/Service					Odo meter (km)	KM Span	Litres/100km	Cent /km				
							Description	CPL Price	Litres	Total Exc GST (\$)	GST (\$)					Total Inc GST (\$)			
Cost Centre 050 15405338 04151 HRR422 2766 WHITE FORD RANGER UTE	06/11/23	00:22:48	BALDIVIS	WA	7375	098426	UPL UNM	183.70 P	2.41	4.03	0.40	4.43	777	777					
	22/11/23	18:22:39	COCKBURN CENTRAL	WA	7395	043534	ULT DSL	202.60	46.62	85.86	8.59	94.45							
	22/11/23	23:05:51	COCKBURN CENTRAL	WA	7395	043545	UPL 95 UNM	193.69	4.05	7.13	0.71	7.84							
	24/11/23	17:39:10	COCKBURN CENTRAL	WA	7395	043728	ULT DSL	191.74	29.81	51.96	5.20	57.16							
	24/11/23	17:42:49	COCKBURN CENTRAL	WA	7395	043729	UPL UNM	183.04	3.65	6.07	0.61	6.68							
	25/11/23	16:25:52	COCKBURN CENTRAL	WA	7395	043786	ULT DSL	191.74	46.48	81.02	8.10	89.12							
	28/11/23	17:50:08	SUCCESS	WA	5992	022437	ULT DSL	191.74	31.92	55.64	5.56	61.20							
							UPL UNM	183.04	1.56	2.60	0.26	2.86							
							UPL UNM	183.04	2.15	3.58	0.36	3.94							
							ULT DSL	188.14	12.06	20.63	2.06	22.69							
							UPL UNM	167.70 P	2.78	4.24	0.42	4.66							
							DIESEL		247.33	447.55	44.76	492.31							
							M/S		20.23	33.76	3.37	37.13							
							TOTAL	THIS PERIOD	267.56	481.31	48.13	529.44							
								YEAR TO DATE	658.03	1,186.09	118.59	1,304.68							
												318	206.9	410.					
Cost Centre 050 15405338 03492 GYK722 2777 WHITE ISUZU D-MAX UTILITY	16/11/23	07:02:38	BIBRA LAKE	WA	7451	032882	DIESEL		247.33	447.55	44.76	492.31	13100	815	206.9	410.			
							M/S		20.23	33.76	3.37	37.13							
							TOTAL	THIS PERIOD	267.56	481.31	48.13	529.44							
								YEAR TO DATE	658.03	1,186.09	118.59	1,304.68							
																	318	206.9	410.
Cost Centre							ULT DSL	200.94	71.29	130.23	13.02	143.25	13100	815	206.9	410.			
							DIESEL		71.29	130.23	13.02	143.25							
							TOTAL	THIS PERIOD	71.29	130.23	13.02	143.25							
								YEAR TO DATE	902.01	1,547.71	154.77	1,702.48							
																	815	8.7	17.
																	10326	8.7	16.
Cost Centre							DIESEL		71.29	130.23	13.02	143.25	13100	815	206.9	410.			
							TOTAL	THIS PERIOD	71.29	130.23	13.02	143.25							
								YEAR TO DATE	902.01	1,547.71	154.77	1,702.48							
Cost Centre	19/11/23	09:14:37	BIBRA LAKE	WA	7451	033110	ULSD G10	199.90 P	43.40	78.87	7.89	86.76	69284	392	11.1	22.			
	21/11/23	15:21:40	BIBRA LAKE	WA	7451	033355	ULSD G10	190.74	37.60	65.20	6.52	71.72							
																	69543	259	14.5



P Australia Pty Ltd
 .B.N. 53 004 085 616
 iPO Box 1621
 IELBOURNE VIC 3001

BP Plus Fleet Control Report



Account Enquiries: BP Accounts Receivable Telephone: 1800 225 527

ITY OF COCKBURN
 ccounts Payable (Invoice Only) PO
 37775
 O Box 1215
 IBRA LAKE DC PRIVATE BOXES WA
 965

CITY OF COCKBURN

Account Number: **0050188034** Customer Number: **0115405338**
 Period Starting: **01/11/2023** Period Ending: **30/11/2023**

Page: 17 of 3
 Date: 30/11/202

Card Number Vehicle/Driver	Date	Time	Purchase Location	Site No.	Receipt Number	Customer Reference	Product/Service					Odo meter (km)	KM Span	Litres/ 100km	Cent /km		
							Description	CPL Price	Litres	Total Exc GST (\$)	GST (\$)					Total Inc GST (\$)	
Cost Centre			2777				DIESEL		81.00	144.07	14.41	158.48					
							TOTAL		81.00	144.07	14.41	158.48			651	12.4	24.
							YEAR TO DATE		1,044.67	1,743.98	174.39	1,918.37			7401	14.1	25.
Cost Centre			2784				DIESEL		81.00	144.07	14.41	158.48					
							TOTAL		81.00	144.07	14.41	158.48			651	12.4	24.
							YEAR TO DATE		1,044.67	1,743.98	174.39	1,918.37			7401	14.1	25.
Cost Centre			2784				ULT DSL	210.46	40.53	77.55	7.75	85.30	3389	128	31.7	66.	
							ULT DSL	204.60	41.54	77.26	7.73	84.99	3644	255	16.3	33.	
							ULT DSL	198.94	15.86	28.68	2.87	31.55	3721	77	20.6	41.	
							ULT DSL	189.74	33.08	57.05	5.71	62.76	3850	129	25.6	48.	
			DIESEL		131.01	240.54	24.06	264.60									
TOTAL		131.01	240.54	24.06	264.60			589	22.2	44.							
YEAR TO DATE		568.01	1,009.26	100.93	1,110.19			1659	34.2	66.							
Cost Centre			2797				DIESEL		131.01	240.54	24.06	264.60					
							TOTAL		131.01	240.54	24.06	264.60			589	22.2	44.
							YEAR TO DATE		568.01	1,009.26	100.93	1,110.19			1659	34.2	66.
Cost Centre			2797				ULT DSL	204.60	71.47	132.94	13.29	146.23	46289	700	10.2	20.	
							ULT DSL	200.94	70.46	128.71	12.87	141.58	47008	719	9.8	19.	
							ULT DSL	190.14	69.05	119.35	11.94	131.29	47762	754	9.2	17.	
										DIESEL		210.98	381.00	38.10	419.10		
TOTAL		210.98	381.00	38.10	419.10			2173	9.7	19.							
YEAR TO DATE		1,689.30	2,899.88	289.97	3,189.85			15214	11.1	21.							
Cost Centre			2797				DIESEL		210.98	381.00	38.10	419.10					
							TOTAL		210.98	381.00	38.10	419.10			2173	9.7	19.
Cost Centre			2797				UPL UNM	183.42	55.00	91.71	9.17	100.88	48488	1303	4.2	7.	
							TOTAL		183.42	55.00	91.71	9.17	100.88			48488	1303



P Australia Pty Ltd
 .B.N. 53 004 085 616
 iPO Box 1621
 IELBOURNE VIC 3001

BP Plus Fleet Control Report



Account Enquiries: BP Accounts Receivable Telephone: 1800 225 527

CITY OF COCKBURN
 ccouns Payable (Invoice Only) PO
 37775
 O Box 1215
 IBRA LAKE DC PRIVATE BOXES WA
 965

CITY OF COCKBURN

Account Number: **0050188034** Customer Number: **0115405338**
 Period Starting: **01/11/2023** Period Ending: **30/11/2023**

Page: 18 of 3
 Date: 30/11/2023

Card Number Vehicle/Driver	Date	Time	Purchase Location	Site No.	Receipt Number	Customer Reference	Product/Service					Odo meter (km)	KM Span	Litres/100km	Cent /km	
							Description	CPL Price	Litres	Total Exc GST (\$)	GST (\$)					Total Inc GST (\$)
Jost Centre 050 15405338 03567 GYU017 2836 TOYOTA CAMRY SEDAN	28/11/23	16:49:56	BIBRA LAKE	WA	7451	033992	M/S		55.00	91.71	9.17	100.88				
							TOTAL	THIS PERIOD	55.00	91.71	9.17	100.88		1303	4.2	7.
								YEAR TO DATE	1,098.26	1,750.90	175.09	1,925.99		9777	11.2	19.
							M/S		55.00	91.71	9.17	100.88				
							TOTAL	THIS PERIOD	55.00	91.71	9.17	100.88		1303	4.2	7.
								YEAR TO DATE	1,098.26	1,750.90	175.09	1,925.99		9777	11.2	19.
Jost Centre 050 15405338 04060 HNM845 2857 WHITE ISUZU D-MAX UTE	06/11/23 21/11/23	16:32:01 13:36:35	BIBRA LAKE SOUTH FREMANTLE	WA WA	7451 9802	032038 017271	BP ULT UNM	191.40	34.72	60.41	6.04	66.45	64825	630	5.5	10.
							M/S		34.72	60.41	6.04	66.45				
							TOTAL	THIS PERIOD	34.72	60.41	6.04	66.45		630	5.5	10.
								YEAR TO DATE	729.98	1,251.50	125.15	1,376.65		11473	6.4	12.
							M/S		34.72	60.41	6.04	66.45				
							TOTAL	THIS PERIOD	34.72	60.41	6.04	66.45		630	5.5	10.
	YEAR TO DATE	729.98	1,251.50	125.15	1,376.65		11473	6.4	12.							
Jost Centre 050 15405338 04011 HJU694 2877 WHITE ISUZU D-MAX UTILITY	01/11/23 12/11/23 26/11/23 29/11/23	10:00:56 14:52:58 17:32:28 11:44:47	BIBRA LAKE COCKBURN CENTRAL COCKBURN CENTRAL BIBRA LAKE	WA WA WA WA	7451 7395 7395 7451	007426 042609 043838 034066	ULSD G10	203.60	63.10	116.79	11.68	128.47	19437	660	9.6	19.
							ULT DSL	189.74	67.25	116.00	11.60	127.60	20000	563	11.9	22.
							DIESEL		130.35	232.79	23.28	256.07				
							TOTAL	THIS PERIOD	130.35	232.79	23.28	256.07		1223	10.7	20.
								YEAR TO DATE	1,197.51	2,033.54	203.34	2,236.88		8329	14.4	26.
							DIESEL		130.35	232.79	23.28	256.07				
TOTAL	THIS PERIOD	130.35	232.79	23.28	256.07		1223	10.7	20.							
	YEAR TO DATE	1,197.51	2,033.54	203.34	2,236.88		8329	14.4	26.							
050 15405338 04011 HJU694 2877 WHITE ISUZU D-MAX UTILITY	01/11/23 12/11/23 26/11/23 29/11/23	10:00:56 14:52:58 17:32:28 11:44:47	BIBRA LAKE COCKBURN CENTRAL COCKBURN CENTRAL BIBRA LAKE	WA WA WA WA	7451 7395 7395 7451	007426 042609 043838 034066	ULSD G10	209.46	55.03	104.79	10.48	115.27	33555	432	12.7	26.
							ULT DSL	204.60	68.13	126.73	12.67	139.40	34130	575	11.8	24.
							ULT DSL	191.74	45.67	79.61	7.96	87.57	34648	518	8.8	16.
							ULSD G10	189.14	37.18	63.93	6.39	70.32	34812	164	22.7	42.
							DIESEL		130.35	232.79	23.28	256.07				
							TOTAL	THIS PERIOD	130.35	232.79	23.28	256.07		1223	10.7	20.
	YEAR TO DATE	1,197.51	2,033.54	203.34	2,236.88		8329	14.4	26.							



P Australia Pty Ltd
 .B.N. 53 004 085 616
 iPO Box 1621
 IELBOURNE VIC 3001

BP Plus Fleet Control Report



Account Enquiries: BP Accounts Receivable Telephone: 1800 225 527

ITY OF COCKBURN
 ccounts Payable (Invoice Only) PO
 37775
 O Box 1215
 IBRA LAKE DC PRIVATE BOXES WA
 965

CITY OF COCKBURN

Account Number: **0050188034** Customer Number: **0115405338**
 Period Starting: **01/11/2023** Period Ending: **30/11/2023**

Page: 19 of 3
 Date: 30/11/202

Card Number Vehicle/Driver	Date	Time	Purchase Location	Site No.	Receipt Number	Customer Reference	Product/Service					Odo meter (km)	KM Span	Litres/100km	Cent /km	
							Description	CPL Price	Litres	Total Exc GST (\$)	GST (\$)					Total Inc GST (\$)
Post Centre			2877				DIESEL	206.01	375.06	37.50	412.56					
							TOTAL THIS PERIOD	206.01	375.06	37.50	412.56		1689	12.2	24.	
							YEAR TO DATE	1,339.91	2,320.52	232.07	2,552.59		7862	17.0	32.	
							DIESEL	206.01	375.06	37.50	412.56					
							TOTAL THIS PERIOD	206.01	375.06	37.50	412.56		1689	12.2	24.	
							YEAR TO DATE	1,339.91	2,320.52	232.07	2,552.59		7862	17.0	32.	
050 15405338 02486 GEH032 2883 WHITE ISUZU FIRE TRUCK	02/11/23	16:28:38	COCKBURN CENTRAL	WA	7395	041815										
	04/11/23	05:52:59	PIARA WATERS	WA	1110	003696										
	04/11/23	19:22:24	PIARA WATERS	WA	1110	003725										
	05/11/23	05:52:23	MANDURAH	WA	1993	010750										
	05/11/23	23:20:16	BALDIVIS	WA	7375	098421										
	06/11/23	16:51:18	PIARA WATERS	WA	1110	003801										
	11/11/23	16:14:16	PIARA WATERS	WA	1110	004048										
	19/11/23	15:09:59	COCKBURN CENTRAL	WA	7395	043206										
	22/11/23	23:02:51	COCKBURN CENTRAL	WA	7395	043544										
								ULSD G10	209.46	36.33	69.18	76.10	20095			
								ULT DSL	210.46	18.75	35.87	39.46	20116	21	89.3	187.
								ULT DSL	210.46	52.26	99.99	109.99	20180	64	81.7	171.
								ULT DSL	208.46	71.17	134.87	148.36	20306	126	56.5	117.
								ULSD G10	207.46	89.84	169.44	186.38	20435	129	69.6	144.
								ULT DSL	204.60	77.32	143.82	158.20	2656			
								ULT DSL	204.60	26.52	49.33	54.26	777			
								ULSD G10	199.94	22.89	41.61	45.77	2242			
							ULSD G10	190.74	57.36	99.46	109.41	777				
							DIESEL	452.44	843.57	84.36	927.93					
							TOTAL THIS PERIOD	452.44	843.57	84.36	927.93		340	133.1	272.	
							YEAR TO DATE	1,985.92	3,474.99	347.53	3,822.52		1577	125.9	242.	
Post Centre			2883				DIESEL	452.44	843.57	84.36	927.93					
							TOTAL THIS PERIOD	452.44	843.57	84.36	927.93		340	133.1	272.	
							YEAR TO DATE	1,985.92	3,474.99	347.53	3,822.52		1577	125.9	242.	
							DIESEL	452.44	843.57	84.36	927.93					
							TOTAL THIS PERIOD	452.44	843.57	84.36	927.93		340	133.1	272.	
							YEAR TO DATE	1,985.92	3,474.99	347.53	3,822.52		1577	125.9	242.	
050 15405338 03096 GSG891 2896 WHITE FORD RANGER UTE	05/11/23	14:39:18	BALDIVIS	WA	7375	021117										
	08/11/23	07:17:22	PORT KENNEDY	WA	7736	018142										
	14/11/23	06:49:18	PORT KENNEDY	WA	7736	010900										
	20/11/23	14:21:03	BIBRA LAKE	WA	7451	033210										
								ULT DSL	208.46	42.21	79.99	87.99	105905	504	8.4	17.
								ULT DSL	204.60	68.98	128.31	141.14	106276	371	18.6	38.
								ULT DSL	200.90 P	67.26	122.85	135.13	16855			
							ULT DSL	191.74	57.18	99.67	109.64	107250				
							DIESEL	235.63	430.82	43.08	473.90					
							TOTAL THIS PERIOD	235.63	430.82	43.08	473.90		875	26.9	54.	
							YEAR TO DATE	2,630.95	4,464.95	446.48	4,911.43		17608	14.9	27.	



P Australia Pty Ltd
 .B.N. 53 004 085 616
 iPO Box 1621
 IELBOURNE VIC 3001

BP Plus Fleet Control Report



Account Enquiries: BP Accounts Receivable Telephone: 1800 225 527

CITY OF COCKBURN
 ccunts Payable (Invoice Only) PO
 57775
 O Box 1215
 IBRA LAKE DC PRIVATE BOXES WA
 965

CITY OF COCKBURN

Account Number: **0050188034** Customer Number: **0115405338**
 Period Starting: **01/11/2023** Period Ending: **30/11/2023**

Page: 20 of 3
 Date: 30/11/2023

Card Number Vehicle/Driver	Date	Time	Purchase Location	Site No.	Receipt Number	Customer Reference	Product/Service					Odo meter (km)	KM Span	Litres/ 100km	Cent /km	
							Description	CPL Price	Litres	Total Exc GST (\$)	GST (\$)					Total Inc GST (\$)
Post Centre 050 15405338 03658 HA0880 2913 WHITE MERCEDES SPRINTER BUS	31/10/23 15/11/23 24/11/23	15:41:00 14:48:57 08:44:45	BIBRA LAKE SPEARWOOD BIBRA LAKE	WA WA WA	7451 6443 7451	031514 000196 033639	DIESEL	235.63	430.82	43.08	473.90					
							TOTAL	THIS PERIOD	235.63	430.82	43.08	473.90		875	26.9	54.
							YEAR TO DATE	2,630.95	4,464.95	446.48	4,911.43	17608	14.9	27.		
							ULT DSL	210.46	45.13	86.35	8.63	94.98	32370	316	14.3	30.
							ULT DSL	198.94	45.40	82.11	8.21	90.32	32765	395	11.5	22.
							191.74	37.68	65.68	6.57	72.25	33029	264	14.3	27.	
							DIESEL	128.21	234.14	23.41	257.55					
TOTAL	THIS PERIOD	128.21	234.14	23.41	257.55		975	13.1	26.							
YEAR TO DATE	1,130.92	1,937.04	193.71	2,130.75	7002	16.2	30.									
Post Centre 050 15405338 03666 GCX392 2943 WHITE MITSUBISHI ROSA BUS	07/11/23 14/11/23 20/11/23	08:54:59 08:47:56 14:43:22	BIBRA LAKE BIBRA LAKE SPEARWOOD	WA WA WA	7451 7451 6443	032094 032666 009773	DIESEL	128.21	234.14	23.41	257.55					
							TOTAL	THIS PERIOD	128.21	234.14	23.41	257.55		975	13.1	26.
							YEAR TO DATE	1,130.92	1,937.04	193.71	2,130.75	7002	16.2	30.		
							ULT DSL	204.60	41.20	76.64	7.66	84.30	118411	180	22.9	46.
							ULT DSL	200.94	63.08	115.23	11.52	126.75	118701	290	21.8	43.
							189.74	38.93	67.15	6.71	73.86	118904	203	19.2	36.	
							DIESEL	143.21	259.02	25.89	284.91					
TOTAL	THIS PERIOD	143.21	259.02	25.89	284.91		673	21.3	42.							
YEAR TO DATE	1,750.11	2,986.64	298.64	3,285.28	8186	21.4	40.									
Post Centre 050 15405338 03930 GWT630 2965 WHITE MITSUBISHI TRITON UTE	03/11/23 08/11/23 13/11/23 20/11/23 25/11/23	07:24:51 09:44:27 11:31:03 14:06:37 07:30:29	PARMELIA NAVAL BASE NAVAL BASE BIBRA LAKE NAVAL BASE	WA WA WA WA WA	6178 7770 7770 7451 7770	019218 002334 002710 033209 003657	DIESEL	143.21	259.02	25.89	284.91					
							TOTAL	THIS PERIOD	143.21	259.02	25.89	284.91		673	21.3	42.
							YEAR TO DATE	1,750.11	2,986.64	298.64	3,285.28	8186	21.4	40.		
							ULT DSL	208.46	39.31	74.50	7.45	81.95	129180	550	7.1	14.
							ULT DSL	202.60	57.28	105.50	10.55	116.05	129473	293	19.5	39.
							198.94	44.89	81.18	8.12	89.30	129843	370	12.1	24.	
							191.74	58.00	101.10	10.11	111.21	130644	801	7.2	13.	
							189.74	58.91	101.61	10.16	111.77	13118				



P Australia Pty Ltd
 .B.N. 53 004 085 616
 iPO Box 1621
 IELBOURNE VIC 3001

BP Plus Fleet Control Report



Account Enquiries: BP Accounts Receivable Telephone: 1800 225 527

ITY OF COCKBURN
 ccounts Payable (Invoice Only) PO
 37775
 O Box 1215
 IBRA LAKE DC PRIVATE BOXES WA
 365

CITY OF COCKBURN

Account Number: **0050188034** Customer Number: **0115405338**
 Period Starting: **01/11/2023** Period Ending: **30/11/2023**

Page: 21 of 3
 Date: 30/11/202

Card Number Vehicle/Driver	Date	Time	Purchase Location	Site No.	Receipt Number	Customer Reference	Product/Service					Odo meter (km)	KM Span	Litres/100km	Cent /km	
							Description	CPL Price	Litres	Total Exc GST (\$)	GST (\$)					Total Inc GST (\$)
Jost Centre 050 15405338 03674 EWR786 2993 WHITE MITSUBISHI ROSA BUS	02/11/23 10/11/23 17/11/23	15:06:37 14:58:08 15:25:42	BIBRA LAKE BIBRA LAKE BIBRA LAKE	WA WA WA	7451 7451 7451	031754 032448 033044	DIESEL	258.39	463.89	46.39	510.28					
							TOTAL	258.39	463.89	46.39	510.28		2014	12.8	25.	
							THIS PERIOD	3,150.37	5,384.22	538.38	5,922.60		24484	12.9	24.	
							YEAR TO DATE									
Jost Centre 050 15405338 03740 HCL935 4255 WHITE FORD RANGER UTILITY	02/11/23 09/11/23 20/11/23	08:57:48 18:48:42 08:48:40	SUCCESS PIARA WATERS NAVAL BASE	WA WA WA	5992 1110 7770	005886 000506 003213	DIESEL	258.39	463.89	46.39	510.28					
							TOTAL	258.39	463.89	46.39	510.28		2014	12.8	25.	
							THIS PERIOD	3,150.37	5,384.22	538.38	5,922.60		24484	12.9	24.	
							YEAR TO DATE									
Jost Centre 050 15405338 04367 GLP881 4264 ILVER FORD FOCUS HATCH	02/11/23 09/11/23 20/11/23	08:57:48 18:48:42 08:48:40	ULT DSL ULT DSL ULT DSL DIESEL	WA WA WA WA	5992 1110 7770	005886 000506 003213	ULT DSL	210.46	30.51	58.37	5.84	64.21	128397	156	19.6	41.
							ULT DSL	204.60	53.49	99.49	9.95	109.44	128615	218	24.5	50.
							ULT DSL	200.94	65.00	118.74	11.87	130.61	128944	329	19.8	39.
							DIESEL	149.00	276.60	27.66	304.26					
TOTAL	149.00	276.60	27.66	304.26		703	21.2	43.								
THIS PERIOD	1,851.37	3,168.59	316.86	3,485.45		8167	22.7	42.								
YEAR TO DATE																
Jost Centre 050 15405338 04367 GLP881 4264 ILVER FORD FOCUS HATCH	02/11/23 09/11/23 20/11/23	08:57:48 18:48:42 08:48:40	ULT DSL ULT DSL ULT DSL DIESEL	WA WA WA WA	5992 1110 7770	005886 000506 003213	ULT DSL	208.46	70.29	133.21	13.32	146.53	51278	642	10.9	22.
							ULT DSL	204.60	70.02	130.24	13.02	143.26	51920	661	11.1	21.
							ULT DSL	189.74	73.18	126.23	12.62	138.85	52581	661	11.1	21.
							DIESEL	213.49	389.68	38.96	428.64					
TOTAL	213.49	389.68	38.96	428.64		1303	16.4	32.								
THIS PERIOD	1,420.60	2,464.72	246.47	2,711.19		5155	27.6	52.								
YEAR TO DATE																
Jost Centre 050 15405338 04367 GLP881 4264 ILVER FORD FOCUS HATCH	09/11/23 21/11/23	16:20:21 08:39:33	SOUTH FREMANTLE SPEARWOOD	WA WA	9802 6443	016990 009793	ULP UNM	184.49	44.79	75.12	7.51	82.63	113877	451	9.9	18.
							ULP UNM	168.70	43.74	67.08	6.71	73.79	14338			
							TOTAL	213.49	389.68	38.96	428.64		1303	16.4	32.	
							THIS PERIOD	1,420.60	2,464.72	246.47	2,711.19		5155	27.6	52.	
YEAR TO DATE																



P Australia Pty Ltd
 .B.N. 53 004 085 616
 iPO Box 1621
 IELBOURNE VIC 3001

BP Plus Fleet Control Report



Account Enquiries: BP Accounts Receivable Telephone: 1800 225 527

CITY OF COCKBURN
 ccouns Payable (Invoice Only) PO
 37775
 O Box 1215
 IBRA LAKE DC PRIVATE BOXES WA
 965

CITY OF COCKBURN

Account Number: **0050188034** Customer Number: **0115405338**
 Period Starting: **01/11/2023** Period Ending: **30/11/2023**

Page: 22 of 3
 Date: 30/11/202

Card Number Vehicle/Driver	Date	Time	Purchase Location	Site No.	Receipt Number	Customer Reference	Product/Service					Odo meter (km)	KM Span	Litres/100km	Cent /km			
							Description	CPL Price	Litres	Total Exc GST (\$)	GST (\$)					Total Inc GST (\$)		
Jost Centre			4264				M/S		88.53	142.20	14.22	156.42						
							TOTAL		88.53	142.20	14.22	156.42						
							THIS PERIOD											
							YEAR TO DATE		293.85	495.69	49.57	545.26			451	19.6	34.	
Jost Centre			4294				M/S		88.53	142.20	14.22	156.42						
							TOTAL		88.53	142.20	14.22	156.42			451	19.6	34.	
							THIS PERIOD											
							YEAR TO DATE		919.91	1,455.80	145.59	1,601.39			7653	12.0	20.	
050 15405338 03906 HG1138 4294 WHITE MITSUBISHI TRITON UTE	07/11/23 15/11/23 29/11/23	06:46:35 07:03:24 08:45:30	BIBRA LAKE BIBRA LAKE BIBRA LAKE	WA WA WA	7451 7451 7451	032073 007679 034045	ULT DSL	204.60	49.42	91.93	9.19	101.12	90889	481	10.3	21.		
							ULSD G10	199.94	64.80	117.78	11.78	129.56	91541	652	9.9	19.		
							ULT DSL	190.14	60.02	103.75	10.37	114.12	92160	619	9.7	18.		
							DIESEL		174.24	313.46	31.34	344.80						
TOTAL	THIS PERIOD	174.24	313.46	31.34	344.80													
YEAR TO DATE		1,363.95	2,333.55	233.33	2,566.88													
Jost Centre			4294				DIESEL		174.24	313.46	31.34	344.80						
							TOTAL		174.24	313.46	31.34	344.80			1752	9.9	19.	
							THIS PERIOD											
							YEAR TO DATE		1,363.95	2,333.55	233.33	2,566.88			12873	10.6	19.	
050 15405338 04342 GYZ376 4491 MINOR PLANT - WHITE TRITON	16/11/23	09:55:15	NAVAL BASE	WA	7770	016993	ULP UNM	181.42	131.57	217.00	21.70	238.70	65931					
							M/S		131.57	217.00	21.70	238.70						
							TOTAL		131.57	217.00	21.70	238.70						
							THIS PERIOD											
YEAR TO DATE		131.57	217.00	21.70	238.70													
Jost Centre			4491				M/S		131.57	217.00	21.70	238.70						
							TOTAL		131.57	217.00	21.70	238.70						
							THIS PERIOD											
							YEAR TO DATE		303.17	480.17	48.02	528.19			1201	25.2	44.	
050 15405338 02866 GNL074 5043 WHITE KIA SPORTAGE WAGON	31/10/23 09/11/23 23/11/23	07:21:33 07:28:53 07:22:03	SPEARWOOD SPEARWOOD SPEARWOOD	WA WA WA	6443 6443 6443	009125 009447 009851	ULT DSL	208.46	47.92	90.82	9.08	99.90	108845	630	7.6	15.		
							ULT DSL	202.60	44.51	81.98	8.20	90.18	109445	600	7.4	15.		
							ULT DSL	189.74	47.25	81.50	8.15	89.65	110050	605	7.8	14.		
							DIESEL											



P Australia Pty Ltd
 .B.N. 53 004 085 616
 iPO Box 1621
 IELBOURNE VIC 3001

BP Plus Fleet Control Report



Account Enquiries: BP Accounts Receivable Telephone: 1800 225 527

ITY OF COCKBURN
 ccounts Payable (Invoice Only) PO
 37775
 O Box 1215
 IBRA LAKE DC PRIVATE BOXES WA
 965

CITY OF COCKBURN

Account Number: **0050188034** Customer Number: **0115405338**
 Period Starting: **01/11/2023** Period Ending: **30/11/2023**

Page: 23 of 3
 Date: 30/11/2023

Card Number Vehicle/Driver	Date	Time	Purchase Location	Site No.	Receipt Number	Customer Reference	Product/Service					Odo meter (km)	KM Span	Litres/100km	Cent /km	
							Description	CPL Price	Litres	Total Exc GST (\$)	GST (\$)					Total Inc GST (\$)
Jost Centre 050 15405338 03799 EVG812 5211 SILVER KIA CARNIVAL WAGON			5043				DIESEL	139.68	254.30	25.43	279.73					
							TOTAL		139.68	254.30	25.43	279.73		1835	7.6	15.
							YEAR TO DATE		1,094.91	1,867.39	186.74	2,054.13		11542	9.5	17.
Jost Centre 050 15405338 03534 GY0868 5251 WHITE FORD TRANSIT VAN	10/11/23	12:03:04 08:27:34	5043	7451 1110	032430 004778		DIESEL	139.68	254.30	25.43	279.73					
							TOTAL		139.68	254.30	25.43	279.73		1835	7.6	15.
							YEAR TO DATE		1,094.91	1,867.39	186.74	2,054.13		11542	9.5	17.
Jost Centre 050 15405338 03534 GY0868 5251 WHITE FORD TRANSIT VAN	10/11/23	17:04:07 15:47:02	5211	7451 7395	032465 043015		ULSD G10	203.60	52.50	9.72	106.89	62681	565	9.3	18.	
							ULT DSL	190.14	57.45	99.30	9.93	109.23	63309	628	9.1	17.
							DIESEL	109.95	196.47	19.65	216.12					
							TOTAL		109.95	196.47	19.65	216.12		1193	9.2	18.
Jost Centre 050 15405338 02569 GHO226 5282 WHITE HYUNDAI I30 HATCH	15/11/23	13:16:03	5251	5992	006238		DIESEL	109.95	196.47	19.65	216.12					
							TOTAL		109.95	196.47	19.65	216.12		1193	9.2	18.
							YEAR TO DATE		898.88	1,541.58	154.17	1,695.75		10420	8.6	16.
Jost Centre 050 15405338 02569 GHO226 5282 WHITE HYUNDAI I30 HATCH	10/11/23	17:04:07 15:47:02	5211	7451 7395	032465 043015		ULT DSL	204.60	60.03	111.65	11.17	122.82	52460	423	14.2	29.
							ULT DSL	200.94	60.92	111.28	11.13	122.41	53618	1158	5.3	10.
							AdBlue	199.90 P	2.52	4.58	0.46	5.04	3240			
							AdBlue	199.90 P	16.22	29.47	2.95	32.42	53240			
Jost Centre 050 15405338 02569 GHO226 5282 WHITE HYUNDAI I30 HATCH	10/11/23	17:11:23	5211	7451	033014		ULT DSL	191.74	58.79	102.47	10.25	112.72	53742	502	11.7	22.
							ADBLUE	18.74	34.05	3.41	37.46					
							DIESEL	179.74	325.40	32.55	357.95					
							TOTAL		198.48	359.45	35.96	395.41		2083	9.5	19.
Jost Centre 050 15405338 02569 GHO226 5282 WHITE HYUNDAI I30 HATCH	10/11/23	17:11:23	5211	7451	033015		ADBLUE	18.74	34.05	3.41	37.46					
							DIESEL	179.74	325.40	32.55	357.95					
							TOTAL		198.48	359.45	35.96	395.41		2083	9.5	19.
							YEAR TO DATE		1,032.33	1,851.83	185.20	2,037.03		6198	16.7	32.
Jost Centre 050 15405338 02569 GHO226 5282 WHITE HYUNDAI I30 HATCH	15/11/23	13:16:03	5251	5992	006238		ULT DSL	198.94	46.32	83.77	8.38	92.15	37709	778	6.0	11.
							TOTAL		198.94	46.32	83.77	8.38	92.15		37709	778



P Australia Pty Ltd
 .B.N. 53 004 085 616
 iPO Box 1621
 IELBOURNE VIC 3001

BP Plus Fleet Control Report



Account Enquiries: BP Accounts Receivable Telephone: 1800 225 527

CITY OF COCKBURN
 ccunts Payable (Invoice Only) PO
 37775
 O Box 1215
 IBRA LAKE DC PRIVATE BOXES WA
 965

CITY OF COCKBURN

Account Number: **0050188034** Customer Number: **0115405338**
 Period Starting: **01/11/2023** Period Ending: **30/11/2023**

Page: 24 of 3
 Date: 30/11/202

Card Number Vehicle/Driver	Date	Time	Purchase Location	Site No.	Receipt Number	Customer Reference	Product/Service					Odo meter (km)	KM Span	Litres/100km	Cent /km		
							Description	CPL Price	Litres	Total Exc GST (\$)	GST (\$)					Total Inc GST (\$)	
Jost Centre 050 15405338 04045 GMJ053 5313 WHITE MAZDA 6 SEDAN	31/10/23	14:28:48	KARDINYA	WA	6207	000072	DIESEL		46.32	83.77	8.38	92.15					
							TOTAL THIS PERIOD		46.32	83.77	8.38	92.15		778	6.0	11.	
							YEAR TO DATE		308.16	521.08	52.12	573.20		5035	6.1	11.	
							DIESEL		46.32	83.77	8.38	92.15					
							TOTAL THIS PERIOD		46.32	83.77	8.38	92.15		778	6.0	11.	
							YEAR TO DATE		308.16	521.08	52.12	573.20		5035	6.1	11.	
Jost Centre 050 15405338 03880 HGO065 5404 WHITE VW TIGUAN WAGON	08/11/23 29/11/23	13:19:06 11:11:59	BIBRA LAKE BIBRA LAKE	WA WA	7451 7451	032223 034062	ULP UNM	177.70 P	47.46	76.67	7.67	84.34	50203	511	9.3	16.	
							M/S		47.46	76.67	7.67	84.34					
							TOTAL THIS PERIOD		47.46	76.67	7.67	84.34		511	9.3	16.	
							YEAR TO DATE		208.81	323.16	32.32	355.48		2296	9.1	15.	
							M/S		47.46	76.67	7.67	84.34					
							TOTAL THIS PERIOD		47.46	76.67	7.67	84.34		511	9.3	16.	
YEAR TO DATE		208.81	323.16	32.32	355.48		2296	9.1	15.								
Jost Centre 050 15405338 03880 HGO065 5404 WHITE VW TIGUAN WAGON	08/11/23 29/11/23	13:19:06 11:11:59	BIBRA LAKE BIBRA LAKE	WA WA	7451 7451	032223 034062	BP ULT UNM	199.70	19.33	35.09	3.51	38.60	20078	189	10.2	20.	
							BP ULT UNM	191.40	49.03	85.31	8.53	93.84	20637	559	8.8	16.	
							M/S		68.36	120.40	12.04	132.44					
							TOTAL THIS PERIOD		68.36	120.40	12.04	132.44		748	9.1	17.	
							YEAR TO DATE		571.98	977.42	97.74	1,075.16		5028	11.4	21.	
							M/S		68.36	120.40	12.04	132.44					
TOTAL THIS PERIOD		68.36	120.40	12.04	132.44		748	9.1	17.								
YEAR TO DATE		571.98	977.42	97.74	1,075.16		5028	11.4	21.								
050 15405338 04318 HXK969 5424 WHITE VOLKSWAGEN T-ROC	02/11/23 02/11/23 02/11/23 14/11/23 27/11/23	20:34:40 20:34:40 20:47:03 17:42:58 09:07:12	SPEARWOOD SPEARWOOD SPEARWOOD SPEARWOOD SPEARWOOD	WA WA WA WA WA	6443 6443 6443 6443 6443	009247 009247 009249 000192 009958	ULP 95 UNM	194.22	-45.00	-79.45	-7.95	-87.40	4982				
							ULP 95 UNM	194.22	45.00	79.45	7.95	87.40	4982	565	8.0	15.	
							ULP 95 UNM	194.22	45.00	79.45	7.95	87.40	4982				
							ULP 95 UNM	184.70 P	39.00	65.48	6.55	72.03	5459	477	8.2	15.	
							ULP 95 UNM	185.39	47.00	79.21	7.92	87.13	777				
							TOTAL THIS PERIOD		68.36	120.40	12.04	132.44		748	9.1	17.	
YEAR TO DATE		571.98	977.42	97.74	1,075.16		5028	11.4	21.								



P Australia Pty Ltd
 .B.N. 53 004 085 616
 iPO Box 1621
 IELBOURNE VIC 3001

BP Plus Fleet Control Report



Account Enquiries: BP Accounts Receivable Telephone: 1800 225 527

CITY OF COCKBURN
 ccounts Payable (Invoice Only) PO
 37775
 O Box 1215
 IBRA LAKE DC PRIVATE BOXES WA
 965

CITY OF COCKBURN

Account Number: **0050188034** Customer Number: **0115405338**
 Period Starting: **01/11/2023** Period Ending: **30/11/2023**

Page: 25 of 3
 Date: 30/11/202

Card Number Vehicle/Driver	Date	Time	Purchase Location	Site No.	Receipt Number	Customer Reference	Product/Service					Odo meter (km)	KM Span	Litres/ 100km	Cent /km			
							Description	CPL Price	Litres	Total Exc GST (\$)	GST (\$)					Total Inc GST (\$)		
Jost Centre 050 15405338 03716 HBW349 5463 WHITE FORD RANGER UTILITY	15/11/23	10:19:44	BIBRA LAKE	WA	7451	032791	M/S		131.00	224.14	22.42	246.56						
							TOTAL			131.00	224.14	22.42	246.56			1042	12.6	23.
							YEAR TO DATE			473.01	821.05	82.12	903.17			6336	7.5	14.
							M/S		131.00	224.14	22.42	246.56						
							TOTAL			131.00	224.14	22.42	246.56			1042	12.6	23.
							YEAR TO DATE			473.01	821.05	82.12	903.17			6336	7.5	14.
Jost Centre 050 15405338 03559 GZB377 5473 WHITE TOYOTA CAMRY SEDAN	04/11/23 09/11/23 19/11/23 24/11/23	08:53:41 09:52:06 12:28:14 14:38:42	BIBRA LAKE SPEARWOOD SUCCESS SPEARWOOD	WA WA WA WA	7451 6443 5992 6443	031907 009455 006346 009903	ULT DSL	200.94	65.50	119.65	11.96	131.61	34167	633	10.3	20.		
							DIESEL		65.50	119.65	11.96	131.61						
							TOTAL			65.50	119.65	11.96	131.61			633	10.3	20.
							YEAR TO DATE			601.94	1,026.10	102.60	1,128.70			5668	10.6	19.
							DIESEL		65.50	119.65	11.96	131.61						
							TOTAL			65.50	119.65	11.96	131.61			633	10.3	20.
YEAR TO DATE			601.94	1,026.10	102.60	1,128.70			5668	10.6	19.							
Jost Centre 050 15405338 04185 HSD237 5494 WHITE MITSUBISHI TRITON UTE	07/11/23 14/11/23 17/11/23 29/11/23	11:14:59 07:46:04 10:57:53 12:59:21	BIBRA LAKE SPEARWOOD BIBRA LAKE COCKBURN CENTRAL	WA WA WA WA	7451 6443 7451 7395	007518 009590 033010 007833	UPL UNM	187.18	45.92	78.14	7.81	85.95	83287	660	6.8	13.		
							BP ULT UNM	197.70	44.78	80.48	8.05	88.53	83947					
							UPL UNM	181.42	45.99	75.85	7.59	83.44	8446					
							BP ULT UNM	194.33	46.21	81.64	8.16	89.80	85270					
							M/S		182.90	316.11	31.61	347.72						
							TOTAL			182.90	316.11	31.61	347.72					
YEAR TO DATE			1,458.17	2,453.47	245.34	2,698.81			17455	8.4	15.							
Jost Centre 050 15405338 04185 HSD237 5494 WHITE MITSUBISHI TRITON UTE	07/11/23 14/11/23 17/11/23 29/11/23	11:14:59 07:46:04 10:57:53 12:59:21	BIBRA LAKE SPEARWOOD BIBRA LAKE COCKBURN CENTRAL	WA WA WA WA	7451 6443 7451 7395	007518 009590 033010 007833	ULT DSL	204.60	61.84	115.03	11.50	126.53	24390	619	10.0	20.		
							ULT DSL	198.94	63.96	115.67	11.57	127.24	25015					
							ULT DSL	200.94	47.35	86.49	8.65	95.14	25436					
							ULT DSL	190.14	64.00	110.63	11.06	121.69	777					
							M/S		182.90	316.11	31.61	347.72						
							TOTAL			182.90	316.11	31.61	347.72					
YEAR TO DATE			1,458.17	2,453.47	245.34	2,698.81			17455	8.4	15.							



P Australia Pty Ltd
 .B.N. 53 004 085 616
 iPO Box 1621
 IELBOURNE VIC 3001

BP Plus Fleet Control Report



Account Enquiries: BP Accounts Receivable Telephone: 1800 225 527

ITY OF COCKBURN
 ccounts Payable (Invoice Only) PO
 37775
 O Box 1215
 IBRA LAKE DC PRIVATE BOXES WA
 965

CITY OF COCKBURN

Account Number: **0050188034** Customer Number: **0115405338**
 Period Starting: **01/11/2023** Period Ending: **30/11/2023**

Page: 26 of 3
 Date: 30/11/202

Card Number Vehicle/Driver	Date	Time	Purchase Location	Site No.	Receipt Number	Customer Reference	Product/Service					Odo meter (km)	KM Span	Litres/100km	Cent /km		
							Description	CPL Price	Litres	Total Exc GST (\$)	GST (\$)					Total Inc GST (\$)	
Post Centre 050 15405338 04268 HUL717 5504 WHITE FORD RANGER UTE			5494				DIESEL	237.15	427.82	42.78	470.60						
							TOTAL	THIS PERIOD	237.15	427.82	42.78	470.60			1665	14.2	28.
							YEAR TO DATE	2,130.82	3,655.03	365.49	4,020.52	19910	10.7	20.			
							DIESEL	237.15	427.82	42.78	470.60						
							TOTAL	THIS PERIOD	237.15	427.82	42.78	470.60			1665	14.2	28.
							YEAR TO DATE	2,130.82	3,655.03	365.49	4,020.52	19910	10.7	20.			
Post Centre 050 15405338 03856 HHE012 5523 WHITE FORD RANGER UTILITY	07/11/23	10:27:23	BIBRA LAKE	WA	7451	032097	ULT DSL	210.46	71.19	136.21	149.83	13452	788	9.0	19.		
							ULT DSL	204.60	72.08	134.07	13.41	147.48	14155	703	10.3	21.	
							ULT DSL	191.74	69.92	121.87	12.19	134.06	2714907				
							ULT DSL	190.14	70.57	121.98	12.20	134.18	15534				
							DIESEL	283.76	514.13	51.42	565.55						
							TOTAL	THIS PERIOD	283.76	514.13	51.42	565.55			1491	19.0	37.
							YEAR TO DATE	1,406.94	2,433.73	243.37	2,677.10	13421	10.5	19.			
Post Centre 050 15405338 03542 GYZ082 5542 WHITE SUBARU FORESTER VAGON	08/11/23	14:18:44 10:39:43	BIBRA LAKE SPEARWOOD	WA WA	7451 6443	032230 010045	ULSD G10	203.60	66.04	122.24	12.22	134.46	284664				
							DIESEL	66.04	122.24	12.22	134.46						
							TOTAL	THIS PERIOD	66.04	122.24	12.22	134.46			11163	11.2	20.
							YEAR TO DATE	1,251.24	2,108.61	210.83	2,319.44	11163	11.2	20.			
							DIESEL	66.04	122.24	12.22	134.46						
							TOTAL	THIS PERIOD	66.04	122.24	12.22	134.46			11163	11.2	20.
							YEAR TO DATE	1,251.24	2,108.61	210.83	2,319.44	11163	11.2	20.			
BP ULT UNM ULP UNM	199.70 176.16	45.42 40.31	82.45 64.55	8.25 6.46	90.70 71.01	42583 777											



P Australia Pty Ltd
 .B.N. 53 004 085 616
 iPO Box 1621
 IELBOURNE VIC 3001

BP Plus Fleet Control Report



Account Enquiries: BP Accounts Receivable Telephone: 1800 225 527

ITY OF COCKBURN
 ccunts Payable (Invoice Only) PO
 37775
 O Box 1215
 IBRA LAKE DC PRIVATE BOXES WA
 365

CITY OF COCKBURN

Account Number: **0050188034** Customer Number: **0115405338**
 Period Starting: **01/11/2023** Period Ending: **30/11/2023**

Page: 27 of 3
 Date: 30/11/202

Card Number Vehicle/Driver	Date	Time	Purchase Location	Site No.	Receipt Number	Customer Reference	Product/Service					Odo meter (km)	KM Span	Litres/100km	Cent /km	
							Description	CPL Price	Litres	Total Exc GST (\$)	GST (\$)					Total Inc GST (\$)
lost Centre 050 15405338 03773 HDY134 5552 WHITE ISUZU MUX WAGON	09/11/23	15:57:29	BIBRA LAKE	WA	7451	032357	M/S		85.73	147.00	14.71	161.71				
							TOTAL THIS PERIOD		85.73	147.00	14.71	161.71				
							YEAR TO DATE		895.25	1,451.94	145.21	1,597.15		4425	20.2	36.
							M/S		85.73	147.00	14.71	161.71				
TOTAL THIS PERIOD		85.73	147.00	14.71	161.71											
YEAR TO DATE		895.25	1,451.94	145.21	1,597.15		4425	20.2	36.							
lost Centre 050 15405338 03690 HBD279 5701 WHITE ISUZU D-MAX UTILITY	31/10/23	05:36:34	BIBRA LAKE	WA	7451	031439	ULT DSL	204.60	59.66	110.97	11.10	122.07	21818	566	10.5	21.
							DIESEL		59.66	110.97	11.10	122.07				
							TOTAL THIS PERIOD		59.66	110.97	11.10	122.07		566	10.5	21.
							YEAR TO DATE		541.43	936.82	93.67	1,030.49		4877	11.1	21.
DIESEL		59.66	110.97	11.10	122.07											
TOTAL THIS PERIOD		59.66	110.97	11.10	122.07		566	10.5	21.							
YEAR TO DATE		541.43	936.82	93.67	1,030.49		4877	11.1	21.							
							ULT DSL	210.46	36.70	70.22	7.02	77.24	136360			
							ULT DSL	210.46	14.21	27.19	2.72	29.91	136804	444	3.2	6.
							ULT DSL	210.46	36.47	69.78	6.98	76.76	137097	293	12.4	26.
							ULT DSL	210.46	42.40	81.13	8.11	89.24	137460	363	11.7	24.
							ULT DSL	210.46	22.99	43.99	4.40	48.39	137863	403	5.7	12.
							ULT DSL	208.46	27.18	51.51	5.15	56.66	137840			
							ULT DSL	210.46	17.87	34.19	3.42	37.61	138003	163	11.0	23.
							ULT DSL	204.60	20.30	37.75	3.78	41.53	138180	177	11.5	23.
							ULT DSL	204.60	18.23	33.91	3.39	37.30	138301	121	15.1	30.
							ULT DSL	198.94	40.54	73.32	7.33	80.65	138624	323	12.6	25.
							ULT DSL	198.94	33.27	60.17	6.02	66.19	138892	268	12.4	24.
							ULT DSL	200.94	39.23	71.66	7.17	78.83	139086	194	20.2	40.
							ULT DSL	200.94	24.79	45.28	4.53	49.81	777			
							ULT DSL	198.94	17.77	32.14	3.21	35.35	139535			
							ULT DSL	200.94	21.85	39.91	3.99	43.90	139710	175	12.5	25.
							ULT DSL	191.74	24.56	42.81	4.28	47.09	139921	211	11.6	22.
							ULT DSL	191.74	29.18	50.86	5.09	55.95	140158	237	12.3	23.
							ULT DSL	191.74	22.02	38.38	3.84	42.22	140374	216	10.2	19.
							ULT DSL	189.74	36.91	63.66	6.37	70.03	140665	291	12.7	24.
							ULT DSL	190.14	53.46	92.41	9.24	101.65	141128	463	11.5	22.
							ULT DSL	190.14	41.17	71.16	7.12	78.28	141417	289	14.2	27.



P Australia Pty Ltd
 .B.N. 53 004 085 616
 iPO Box 1621
 IELBOURNE VIC 3001

BP Plus Fleet Control Report



Account Enquiries: BP Accounts Receivable Telephone: 1800 225 527

ITY OF COCKBURN
 counts Payable (Invoice Only) PO
 37775
 O Box 1215
 IBRA LAKE DC PRIVATE BOXES WA
 965

CITY OF COCKBURN

Account Number: **0050188034** Customer Number: **0115405338**
 Period Starting: **01/11/2023** Period Ending: **30/11/2023**

Page: 28 of 3
 Date: 30/11/2023

Card Number Vehicle/Driver	Date	Time	Purchase Location	Site No.	Receipt Number	Customer Reference	Product/Service					Odo meter (km)	KM Span	Litres/100km	Cent /km	
							Description	CPL Price	Litres	Total Exc GST (\$)	GST (\$)					Total Inc GST (\$)
							DIESEL	621.10	1131.43	113.16	1244.59					
	TOTAL	THIS PERIOD	621.10	1,131.43	113.16	1,244.59		4631	13.4	26.						
							YEAR TO DATE	5,215.68	8,872.28	887.36	9,759.64		41199	12.7	23.	
Post Centre			5701				DIESEL	621.10	1131.43	113.16	1244.59					
	TOTAL	THIS PERIOD	621.10	1,131.43	113.16	1,244.59		4631	13.4	26.						
							YEAR TO DATE	5,215.68	8,872.28	887.36	9,759.64		41199	12.7	23.	
050 15405338 03609	31/10/23	17:00:40	SPEARWOOD	WA	6443	009158	ULP UNM	175.70 P	19.80	31.63	3.16	34.79	172630	126	15.7	27.
GZL076 5711	01/11/23	17:36:15	BIBRA LAKE	WA	7451	031640	ULP UNM	187.18	20.28	34.51	3.45	37.96	172970	340	6.0	11.
WHITE NISSAN QASHQAI SUV	02/11/23	17:45:52	BIBRA LAKE	WA	7451	007441	ULP UNM	187.18	28.23	48.04	4.80	52.84	172041			
	03/11/23	17:50:13	BIBRA LAKE	WA	7451	031880	ULP UNM	187.18	30.94	52.65	5.26	57.91	173302	1261	2.5	4.
	04/11/23	17:35:34	BIBRA LAKE	WA	7451	007474	ULP UNM	187.18	19.67	33.47	3.35	36.82	173440	138	14.3	26.
	05/11/23	17:40:43	BIBRA LAKE	WA	7451	031936	ULP UNM	183.70 P	15.77	26.34	2.63	28.97	173564	124	12.7	23.
	06/11/23	17:47:11	BIBRA LAKE	WA	7451	032045	ULP UNM	179.70 P	20.04	32.74	3.27	36.01	174723	1159	1.7	3.
	07/11/23	17:27:53	BIBRA LAKE	WA	7451	032151	ULP UNM	175.70 P	20.04	32.01	3.20	35.21	173912			
	09/11/23	17:25:26	BIBRA LAKE	WA	7451	032367	ULP UNM	186.49	33.11	56.14	5.61	61.75	174716	804	4.1	7.
	10/11/23	17:15:47	BIBRA LAKE	WA	7451	032466	ULP UNM	186.49	25.45	43.15	4.31	47.46	174382			
	11/11/23	17:37:11	BIBRA LAKE	WA	7451	007616	ULP UNM	183.70 P	31.92	53.31	5.33	58.64	174684	302	10.6	19.
	12/11/23	17:32:27	BIBRA LAKE	WA	7451	032526	ULP UNM	181.70 P	34.52	57.02	5.70	62.72	174948	264	13.1	23.
	13/11/23	17:49:02	BIBRA LAKE	WA	7451	032621	ULP UNM	177.70 P	32.87	53.10	5.31	58.41	175272	324	10.1	18.
	14/11/23	16:29:32	SPEARWOOD	WA	6443	000180	ULP UNM	169.70 P	30.52	47.08	4.71	51.79	175529	257	11.9	20.
	17/11/23	05:50:13	BIBRA LAKE	WA	7451	032968	ULP UNM	183.42	38.00	63.36	6.34	69.70	175831	302	12.6	23.
	18/11/23	05:36:15	BIBRA LAKE	WA	7451	033071	ULP UNM	183.42	18.66	31.12	3.11	34.23	176057	226	8.3	15.
	20/11/23	05:24:00	BIBRA LAKE	WA	7451	033132	ULP UNM	179.70 P	38.03	62.13	6.21	68.34	176426	369	10.3	18.
	21/11/23	05:26:18	BIBRA LAKE	WA	7451	033255	ULP UNM	177.70 P	23.42	37.84	3.78	41.62	176646	220	10.6	18.
	23/11/23	05:01:50	BIBRA LAKE	WA	7451	033487	ULP UNM	183.04	41.77	69.50	6.95	76.45	179150	2504	1.7	3.
	23/11/23	17:41:21	BIBRA LAKE	WA	7451	033583	ULP UNM	183.04	28.519	47.45	4.75	52.20	176966			
	24/11/23	05:21:19	BIBRA LAKE	WA	7451	033598	ULP UNM	183.04	20.01	33.30	3.33	36.63	177150	184	10.9	19.
	24/11/23	17:37:54	COCKBURN CENTRAL	WA	7395	043727	ULP UNM	183.04	15.02	24.99	2.50	27.49	177207	57	26.4	48.
	25/11/23	17:40:14	SPEARWOOD	WA	6443	009927	ULP UNM	177.70 P	33.17	53.58	5.36	58.94	177412	205	16.2	28.
	26/11/23	04:33:50	SPEARWOOD	WA	6443	009929	ULP UNM	177.70 P	43.50	70.27	7.03	77.30	177620	208	20.9	37.
	26/11/23	17:35:26	BIBRA LAKE	WA	7451	033743	ULP UNM	177.70 P	19.03	30.75	3.07	33.82	177707	87	21.9	38.
	28/11/23	05:10:29	BIBRA LAKE	WA	7451	033878	ULP UNM	173.70 P	55.59	87.78	8.78	96.56	178100	393	14.1	24.
	29/11/23	04:58:18	BIBRA LAKE	WA	7451	034005	ULP UNM	169.70 P	34.11	52.62	5.26	57.88	178350	250	13.6	23.
	29/11/23	17:35:08	BIBRA LAKE	WA	7451	034112	ULP UNM	178.16	17.16	27.79	2.78	30.57	178488	138	12.4	22.
							M/S	789.15	1293.67	129.34	1423.01					
TOTAL	THIS PERIOD	789.15	1,293.67	129.34	1,423.01		10242	7.7	13.							
	YEAR TO DATE	4,238.449	6,818.11	681.76	7,499.87		32912	12.9	22.							



P Australia Pty Ltd
 .B.N. 53 004 085 616
 iPO Box 1621
 IELBOURNE VIC 3001

BP Plus Fleet Control Report



Account Enquiries: BP Accounts Receivable Telephone: 1800 225 527

ITY OF COCKBURN
 ccunts Payable (Invoice Only) PO
 37775
 O Box 1215
 IBRA LAKE DC PRIVATE BOXES WA
 965

CITY OF COCKBURN

Account Number: **0050188034** Customer Number: **0115405338**
 Period Starting: **01/11/2023** Period Ending: **30/11/2023**

Page: 29 of 3
 Date: 30/11/202

Card Number Vehicle/Driver	Date	Time	Purchase Location	Site No.	Receipt Number	Customer Reference	Product/Service					Odo meter (km)	KM Span	Litres/100km	Cent /km		
							Description	CPL Price	Litres	Total Exc GST (\$)	GST (\$)					Total Inc GST (\$)	
Post Centre 050 15405338 03617 GZL077 5721 WHITE NISSAN QASHQAI SUV			BIBRA LAKE	WA	7451		M/S	789.15	1293.67	129.34	1423.01						
							TOTAL	THIS PERIOD	789.15	1,293.67	129.34	1,423.01		10242	7.7	13.	
								YEAR TO DATE	4,238.449	6,818.11	681.76	7,499.87		32912	12.9	22.	
								UPL UNM	177.70 P	30.13	48.67	4.87	53.54	202062	243	12.4	22.
								UPL UNM	185.18	43.77	73.68	7.37	81.05	202400	338	12.9	24.
								UPL UNM	183.42	42.34	70.60	7.06	77.66	202430	30	141.1	258.
								UPL UNM	183.42	14.49	24.16	2.42	26.58	202605	175	8.3	15.
								UPL UNM	183.42	18.45	30.76	3.08	33.84	202755	150	12.3	22.
								UPL UNM	180.70 P	33.59	55.18	5.52	60.70	203130	375	9.0	16.
								UPL UNM	179.70 P	19.74	32.25	3.22	35.47	203303	173	11.4	20.
								UPL UNM	173.70 P	34.41	54.34	5.43	59.77	203655	352	9.8	17.
								UPL UNM	183.04	15.14	25.19	2.52	27.71	203759	104	14.6	26.
								UPL UNM	183.04	14.88	24.76	2.48	27.24	203951	142	10.5	19.
								UPL UNM	181.70 P	12.51	20.66	2.07	22.73	20433			
										M/S	279.45	460.25	46.04	506.29			
TOTAL	THIS PERIOD	279.45	460.25	46.04	506.29		2082	13.4	24.								
	YEAR TO DATE	5,141.79	8,042.13	804.14	8,846.27		43373	11.9	20.								
Post Centre 050 15405338 03625 GZL075 5731 WHITE NISSAN QASHQAI SUV			BIBRA LAKE	WA	7451		M/S	279.45	460.25	46.04	506.29						
							TOTAL	THIS PERIOD	279.45	460.25	46.04	506.29		2082	13.4	24.	
								YEAR TO DATE	5,141.79	8,042.13	804.14	8,846.27		43373	11.9	20.	
								UPL UNM	177.70 P	19.77	31.94	3.19	35.13	172947	147	13.4	23.
								UPL UNM	187.18	14.20	24.16	2.42	26.58	173077	130	10.9	20.
								UPL UNM	187.18	18.16	30.90	3.09	33.99	137231			
								UPL UNM	187.18	24.61	41.87	4.19	46.06	173426			
								UPL UNM	187.18	20.36	34.65	3.46	38.11	7777			
								UPL UNM	183.70 P	19.12	31.93	3.19	35.12	173750			
								UPL UNM	179.70 P	15.82	25.85	2.58	28.43	173875	125	12.7	22.
								UPL UNM	175.70 P	15.92	25.43	2.54	27.97	173995	120	13.3	23.
								UPL UNM	186.49	31.84	53.98	5.40	59.38	174258	263	12.1	22.
								UPL UNM	186.49	13.49	22.87	2.29	25.16	174385	127	10.6	19.
								UPL UNM	186.49	22.42	38.01	3.80	41.81	17405			
								UPL UNM	186.49	12.99	22.02	2.20	24.22	174714			
	UPL UNM	183.70 P	17.40	29.05	2.91	31.96	777										
	UPL UNM	179.70 P	19.85	32.43	3.24	35.67	175052										
	UPL UNM	181.70 P	21.97	36.29	3.63	39.92	175240	188	11.7	21.							
	UPL UNM	181.70 P	11.04	18.24	1.82	20.06	175353	113	9.8	17.							
	UPL UNM	177.70 P	15.73	25.41	2.54	27.95	175486	133	11.8	21.							
	UPL UNM	173.70 P	16.16	25.52	2.55	28.07	175618	132	12.2	21.							



P Australia Pty Ltd
 .B.N. 53 004 085 616
 iPO Box 1621
 IELBOURNE VIC 3001

BP Plus Fleet Control Report



Account Enquiries: BP Accounts Receivable Telephone: 1800 225 527

ITY OF COCKBURN
 ccunts Payable (Invoice Only) PO
 37775
 O Box 1215
 IBRA LAKE DC PRIVATE BOXES WA
 965

CITY OF COCKBURN

Account Number: **0050188034** Customer Number: **0115405338**
 Period Starting: **01/11/2023** Period Ending: **30/11/2023**

Page: 30 of 3
 Date: 30/11/2023

Card Number Vehicle/Driver	Date	Time	Purchase Location	Site No.	Receipt Number	Customer Reference	Product/Service					Odo meter (km)	KM Span	Litres/100km	Cent /km		
							Description	CPL Price	Litres	Total Exc GST (\$)	GST (\$)					Total Inc GST (\$)	
Post Centre	16/11/23	05:33:22	BIBRA LAKE	WA	7451	032867	UPL UNM	183.42	20.86	34.78	3.48	38.26	17580				
	25/11/23	05:07:09	COCKBURN CENTRAL	WA	7395	043741	UPL UNM	183.04	30.84	51.32	5.13	56.45	777				
	27/11/23	05:27:02	BIBRA LAKE	WA	7451	033750	UPL UNM	177.70 P	23.59	38.11	3.81	41.92	176405				
	28/11/23	16:55:08	SPEARWOOD	WA	6443	010012	UPL UNM	165.70 P	22.37	33.70	3.37	37.07	17574				
	29/11/23	17:40:50	BIBRA LAKE	WA	7451	034113	UPL UNM	178.16	24.30	39.35	3.94	43.29	176767				
							M/S		452.81	747.81	74.77	822.58					
							TOTAL	THIS PERIOD	452.81	747.81	74.77	822.58		1478	30.6	55.	
								YEAR TO DATE	5,686.13	8,984.45	898.47	9,882.92		35914	15.8	27.	
								M/S	452.81	747.81	74.77	822.58					
							TOTAL	THIS PERIOD	452.81	747.81	74.77	822.58		1478	30.6	55.	
							YEAR TO DATE	5,686.13	8,984.45	898.47	9,882.92		35914	15.8	27.		
050 15405338 04334	31/10/23	05:25:16	BIBRA LAKE	WA	7451	031436	ULT DSL	210.46	20.09	38.44	3.84	42.28	20780	203	9.9	20.	
HWC304 5742	31/10/23	17:35:02	BIBRA LAKE	WA	7451	031529	ULSD G10	209.46	15.40	29.33	2.93	32.26	20920	140	11.0	23.	
VH1E FORD RANGER	01/11/23	05:26:36	BIBRA LAKE	WA	7451	031538	ULT DSL	210.46	18.90	36.16	3.62	39.78	21145	225	8.4	17.	
	02/11/23	05:29:58	BIBRA LAKE	WA	7451	031649	ULT DSL	210.46	20.32	38.88	3.89	42.77	21369	224	9.1	19.	
	03/11/23	05:27:15	BIBRA LAKE	WA	7451	031781	ULT DSL	210.46	30.66	58.66	5.87	64.53	21693	324	9.5	19.	
	04/11/23	05:25:20	BIBRA LAKE	WA	7451	031890	ULT DSL	210.46	29.20	55.86	5.59	61.45	21984	291	10.0	21.	
	05/11/23	05:23:44	SPEARWOOD	WA	6443	009310	ULT DSL	208.46	32.69	61.95	6.20	68.15	22328	344	9.5	19.	
	06/11/23	05:28:06	BIBRA LAKE	WA	7451	031940	ULT DSL	204.60	20.87	38.82	3.88	42.70	22590	262	8.0	16.	
	07/11/23	05:27:54	BIBRA LAKE	WA	7451	032053	ULT DSL	204.60	14.65	27.25	2.72	29.97	22713	123	11.9	24.	
	07/11/23	17:33:45	BIBRA LAKE	WA	7451	032152	ULT DSL	204.60	15.75	29.30	2.93	32.23	22783	70	22.5	46.	
	08/11/23	05:28:58	BIBRA LAKE	WA	7451	032163	ULT DSL	204.60	17.38	32.33	3.23	35.56	23730	947	1.8	3.	
	08/11/23	17:44:22	BIBRA LAKE	WA	7451	032252	ULT DSL	204.60	26.31	48.94	4.89	53.83	23309				
	09/11/23	04:44:26	COCKBURN CENTRAL	WA	7395	042331	ULT DSL	204.60	18.18	33.82	3.38	37.20	23449	140	13.0	26.	
	09/11/23	17:28:32	BIBRA LAKE	WA	7451	032368	ULT DSL	204.60	14.73	27.40	2.74	30.14	23086				
	10/11/23	05:35:49	BIBRA LAKE	WA	7451	007581	ULSD G10	203.60	14.25	26.37	2.64	29.01	23719	633	2.3	4.	
	10/11/23	17:40:45	BIBRA LAKE	WA	7451	032467	ULT DSL	204.60	18.73	34.84	3.48	38.32	23950	231	8.1	16.	
	11/11/23	05:29:57	BIBRA LAKE	WA	7451	032475	ULSD G10	203.60	14.24	26.35	2.64	28.99	24065	115	12.4	25.	
	12/11/23	04:42:00	SUCCESS	WA	5992	006110	ULT DSL	202.60	17.01	31.33	3.13	34.46	24222	157	10.8	21.	
	12/11/23	17:37:34	BIBRA LAKE	WA	7451	032528	ULT DSL	204.60	17.43	32.42	3.24	35.66	24420	198	8.8	18.	
	13/11/23	05:10:26	SPEARWOOD	WA	6443	009564	ULT DSL	198.94	15.10	27.31	2.73	30.04	4345				
	13/11/23	17:34:34	BIBRA LAKE	WA	7451	032619	ULT DSL	200.94	19.98	36.50	3.65	40.15	24757				
	14/11/23	05:33:52	BIBRA LAKE	WA	7451	007643	ULSD G10	199.94	13.04	23.70	2.37	26.07	24873	116	11.2	22.	
	14/11/23	17:27:56	BIBRA LAKE	WA	7451	032727	ULT DSL	200.94	19.66	35.91	3.59	39.50	25950	1077	1.8	3.	
	15/11/23	05:39:25	BIBRA LAKE	WA	7451	032740	ULSD G10	199.94	16.52	30.03	3.00	33.03	14472				
	15/11/23	17:34:01	BIBRA LAKE	WA	7451	032856	ULT DSL	200.94	19.41	35.45	3.55	39.00	25467				
	16/11/23	17:29:47	BIBRA LAKE	WA	7451	007718	ULT DSL	200.94	18.39	33.59	3.36	36.95	25614	147	12.5	25.	
	17/11/23	17:29:43	BIBRA LAKE	WA	7451	033059	ULT DSL	200.94	28.82	52.65	5.26	57.91	25953	339	8.5	17.	
	18/11/23	17:03:42	SPEARWOOD	WA	6443	009720	ULT DSL	198.94	32.47	58.72	5.87	64.59	26269	316	10.3	20.	
	19/11/23	17:01:34	BIBRA LAKE	WA	7451	033128	ULT DSL	200.94	24.36	44.50	4.45	48.95	26571	302	8.1	16.	



P Australia Pty Ltd
 .B.N. 53 004 085 616
 iPO Box 1621
 IELBOURNE VIC 3001

BP Plus Fleet Control Report



Account Enquiries: BP Accounts Receivable Telephone: 1800 225 527

CITY OF COCKBURN
 ccunts Payable (Invoice Only) PO
 37775
 O Box 1215
 IBRA LAKE DC PRIVATE BOXES WA
 965

CITY OF COCKBURN

Account Number: **0050188034** Customer Number: **0115405338**
 Period Starting: **01/11/2023** Period Ending: **30/11/2023**

Page: 31 of 3
 Date: 30/11/202

Card Number Vehicle/Driver	Date	Time	Purchase Location	Site No.	Receipt Number	Customer Reference	Product/Service					Odo meter (km)	KM Span	Litres/100km	Cent /km		
							Description	CPL Price	Litres	Total Exc GST (\$)	GST (\$)					Total Inc GST (\$)	
Post Centre 050 15405338 04326 HWC303 5752 WHITE FORD RANGER	22/11/23	17:35:33	BIBRA LAKE	WA	7451	033478	ULSD G10	190.74	32.27	55.95	5.60	61.55	27424	853	3.8	7.	
	23/11/23	05:45:07	BIBRA LAKE	WA	7451	033491	ULT DSL	191.74	16.31	28.43	2.84	31.27	27578	154	10.6	20.	
	23/11/23	11:25:18	BIBRA LAKE	WA	7451	033534	ULT DSL	191.74	48.59	84.69	8.47	93.16	4221				
	23/11/23	17:41:12	SPEARWOOD	WA	6443	009874	ULT DSL	189.74	19.78	34.12	3.41	37.53	27681				
	24/11/23	05:32:40	BIBRA LAKE	WA	7451	007847	ULT DSL	191.74	13.26	23.11	2.31	25.42	27856	175	7.6	14.	
	24/11/23	17:45:18	BIBRA LAKE	WA	7451	033699	ULSD G10	190.74	19.63	34.04	3.40	37.44	28014	158	12.4	23.	
	26/11/23	05:10:46	COCKBURN CENTRAL	WA	7395	043801	ULT DSL	191.74	45.99	80.16	8.02	88.18	28455	441	10.4	20.	
	26/11/23	17:22:14	SPEARWOOD	WA	6443	009944	ULT DSL	189.74	16.28	28.08	2.81	30.89	28571	116	14.0	26.	
	27/11/23	05:36:21	BIBRA LAKE	WA	7451	007901	ULT DSL	190.14	19.48	33.67	3.37	37.04	28795	224	8.7	16.	
	28/11/23	05:28:59	BIBRA LAKE	WA	7451	033881	ULT DSL	190.14	24.27	41.95	4.20	46.15	29050	255	9.5	18.	
	29/11/23	05:24:34	BIBRA LAKE	WA	7451	034012	ULT DSL	190.14	20.64	35.67	3.57	39.24	29267	217	9.5	18.	
								DIESEL		861.04	1566.68	156.67	1723.35				
							TOTAL	THIS PERIOD		861.04	1,566.68	156.67	1,723.35		9517	9.0	18.
							YEAR TO DATE		2,935.26	5,512.61	551.27	6,063.88		26430	11.1	22.	
								DIESEL		861.04	1566.68	156.67	1723.35				
							TOTAL	THIS PERIOD		861.04	1,566.68	156.67	1,723.35		9517	9.0	18.
							YEAR TO DATE		2,935.26	5,512.61	551.27	6,063.88		26430	11.1	22.	
		31/10/23	05:28:14	BIBRA LAKE	WA	7451	031438	ULT DSL	210.46	46.18	88.35	8.84	97.19	22553	478	9.7	20.
		01/11/23	05:29:00	BIBRA LAKE	WA	7451	031540	ULT DSL	210.46	20.33	38.90	3.89	42.79	22767	214	9.5	20.
		02/11/23	05:46:39	BIBRA LAKE	WA	7451	031653	ULT DSL	210.46	17.57	33.62	3.36	36.98	22963	196	9.0	18.
	03/11/23	05:28:51	BIBRA LAKE	WA	7451	031783	ULT DSL	210.46	19.12	36.58	3.66	40.24	23169	206	9.3	19.	
	05/11/23	05:31:13	SPEARWOOD	WA	6443	009311	ULT DSL	208.46	23.78	45.06	4.51	49.57	23370	201	11.8	24.	
	06/11/23	05:10:58	SPEARWOOD	WA	6443	009333	ULT DSL	202.60	12.04	22.17	2.22	24.39	23482	112	10.8	21.	
	07/11/23	05:26:43	BIBRA LAKE	WA	7451	032052	ULT DSL	204.60	13.85	25.76	2.58	28.34	23678	196	7.1	14.	
	08/11/23	05:28:31	BIBRA LAKE	WA	7451	032162	ULT DSL	204.60	28.96	53.86	5.39	59.25	23986	308	9.4	19.	
	10/11/23	05:05:55	BIBRA LAKE	WA	7451	032379	ULT DSL	204.60	45.61	84.84	8.48	93.32	24429	443	10.3	21.	
	11/11/23	07:01:03	BIBRA LAKE	WA	7451	032486	ULT DSL	204.60	21.49	39.97	4.00	43.97	24648	219	9.8	20.	
	13/11/23	04:52:16	COCKBURN CENTRAL	WA	7395	042633	ULT DSL	200.94	51.48	94.04	9.40	103.44	25174	526	9.8	19.	
	13/11/23	17:37:35	BIBRA LAKE	WA	7451	032620	ULT DSL	200.94	14.06	25.68	2.57	28.25	25329	155	9.1	18.	
	14/11/23	17:40:17	BIBRA LAKE	WA	7451	032729	ULT DSL	200.94	33.12	60.50	6.05	66.55	25701	372	8.9	17.	
	15/11/23	17:22:30	COCKBURN CENTRAL	WA	7395	042923	ULT DSL	200.94	30.35	55.44	5.54	60.98	26036	335	9.1	18.	
	22/11/23	17:46:20	BIBRA LAKE	WA	7451	033481	ULT DSL	191.74	34.17	59.56	5.96	65.52	26872	836	4.1	7.	
	24/11/23	05:33:54	BIBRA LAKE	WA	7451	007848	ULT DSL	191.74	21.47	37.43	3.74	41.17	26855				
	25/11/23	05:27:52	BIBRA LAKE	WA	7451	033704	ULT DSL	191.74	31.77	55.37	5.54	60.91	26922	337	9.4	18.	
	26/11/23	05:37:32	SPEARWOOD	WA	6443	009930	ULT DSL	189.74	34.49	59.49	5.95	65.44	27264	342	10.1	19.	
	28/11/23	05:25:53	BIBRA LAKE	WA	7451	033880	ULT DSL	190.14	27.53	47.58	4.76	52.34	27565	301	9.1	17.	
	29/11/23	05:26:39	BIBRA LAKE	WA	7451	034013	ULT DSL	190.14	25.30	43.73	4.37	48.10	27825	260	9.7	18.	



P Australia Pty Ltd
 .B.N. 53 004 085 616
 iPO Box 1621
 IELBOURNE VIC 3001

BP Plus Fleet Control Report



Account Enquiries: BP Accounts Receivable Telephone: 1800 225 527

ITY OF COCKBURN
 ccounts Payable (Invoice Only) PO
 37775
 O Box 1215
 IBRA LAKE DC PRIVATE BOXES WA
 965

CITY OF COCKBURN

Account Number: **0050188034** Customer Number: **0115405338**
 Period Starting: **01/11/2023** Period Ending: **30/11/2023**

Page: 32 of 3
 Date: 30/11/202

Card Number Vehicle/Driver	Date	Time	Purchase Location	Site No.	Receipt Number	Customer Reference	Product/Service					Odo meter (km)	KM Span	Litres/100km	Cent /km								
							Description	CPL Price	Litres	Total Exc GST (\$)	GST (\$)					Total Inc GST (\$)							
Post Centre			5752				DIESEL	552.67	1007.93	100.81	1108.74												
							TOTAL	552.67	1,007.93	100.81	1,108.74												
							THIS PERIOD	552.67	1,007.93	100.81	1,108.74												
							YEAR TO DATE	2,795.29	5,232.50	523.23	5,755.73		6037	9.2	18.								
Post Centre			5752				DIESEL	552.67	1007.93	100.81	1108.74												
							TOTAL	552.67	1,007.93	100.81	1,108.74												
							THIS PERIOD	552.67	1,007.93	100.81	1,108.74												
							YEAR TO DATE	2,795.29	5,232.50	523.23	5,755.73		6037	9.2	18.								
050 15405338 04201 HAS515 5761 WHITE NISSAN QASHQAI VAGON							UPL UNM	179.70 P	16.43	26.84	29.52	221136											
							UPL UNM	187.18	45.63	77.65	85.41	2020											
							UPL UNM	187.18	13.93	23.70	2.37	221272											
							UPL UNM	183.70 P	29.80	49.76	4.98	54.74	284	10.5	19.								
							UPL UNM	179.70 P	20.57	33.60	3.36	36.96	217	9.5	17.								
							UPL UNM	186.49	21.47	36.40	3.64	40.04	205	10.5	19.								
							UPL UNM	186.49	21.26	36.05	3.60	39.65	22218										
							UPL UNM	186.49	16.22	27.50	2.75	30.25	222305										
							UPL UNM	183.42	50.81	84.73	8.47	93.20	777										
							UPL UNM	183.42	43.25	72.12	7.21	79.33	777										
							UPL UNM	181.04	14.52	23.90	2.39	26.29	22310										
							UPL UNM	173.70 P	18.05	28.50	2.85	31.35	22344	34	53.1	92.							
							UPL UNM	173.70 P	19.67	31.06	3.11	34.17	223573										
							UPL UNM	181.04	18.91	31.12	3.11	34.23	223708	135	14.0	25.							
							UPL UNM	183.04	17.25	28.70	2.87	31.57	223797	89	19.4	35.							
							UPL UNM	177.70 P	38.94	62.91	6.29	69.20	224065	268	14.5	25.							
							UPL UNM	173.70 P	15.63	24.68	2.47	27.15	224158	93	16.8	29.							
							UPL UNM	165.70 P	16.27	24.51	2.45	26.96	224282	124	13.1	21.							
							TOTAL	THIS PERIOD	438.61	723.73	72.36	796.09											
							YEAR TO DATE	5,210.61	8,223.40	822.33	9,045.73		1449	30.3	54.								
							Post Centre			5761				M/S	438.61	723.73	72.36	796.09					
														TOTAL	438.61	723.73	72.36	796.09					
														THIS PERIOD	438.61	723.73	72.36	796.09					
														YEAR TO DATE	5,210.61	8,223.40	822.33	9,045.73		1449	30.3	54.	
							050 15405338 03807 HFK120 5971 WHITE FORD RANGER UTILITY	24/11/23	17:41:41	WILLETTON	WA	1812	011358	ULT DSL	190.74	73.28	127.06	12.71	139.77	36907	834	8.8	16.
														TOTAL	190.74	73.28	127.06	12.71	139.77				



P Australia Pty Ltd
 .B.N. 53 004 085 616
 iPO Box 1621
 IELBOURNE VIC 3001

BP Plus Fleet Control Report



Account Enquiries: BP Accounts Receivable Telephone: 1800 225 527

ITY OF COCKBURN
 ccounts Payable (Invoice Only) PO
 37775
 O Box 1215
 IBRA LAKE DC PRIVATE BOXES WA
 965

CITY OF COCKBURN

Account Number: **0050188034** Customer Number: **0115405338**
 Period Starting: **01/11/2023** Period Ending: **30/11/2023**

Page: 33 of 3
 Date: 30/11/202

Card Number Vehicle/Driver	Date	Time	Purchase Location	Site No.	Receipt Number	Customer Reference	Product/Service					Odo meter (km)	KM Span	Litres/100km	Cent /km	
							Description	CPL Price	Litres	Total Exc GST (\$)	GST (\$)					Total Inc GST (\$)
Post Centre 050 15405338 01223 DPZ703 6181 WHITE TOYOTA HIACE COMMUTER	05/11/23	08:21:45	SUCCESS	WA	5992	044924	DIESEL	73.28	127.06	12.71	139.77					
							TOTAL	73.28	127.06	12.71	139.77		834	8.8	16.	
							YEAR TO DATE	716.02	1,227.62	122.76	1,350.38		3926	18.2	34.	
							DIESEL	73.28	127.06	12.71	139.77					
Post Centre 050 15405338 00787 DMM606 7602 WHITE IZUZU TRUCK	02/11/23	17:02:26	COCKBURN CENTRAL	WA	7395	041819	ULT DSL	208.46	69.78	132.24	13.22	145.46	777			
							TOTAL	69.78	132.24	13.22	145.46					
							YEAR TO DATE	214.47	382.97	38.30	421.27		407	52.7	103.	
							DIESEL	69.78	132.24	13.22	145.46					
Post Centre 050 15405338 00787 DMM606 7602 WHITE IZUZU TRUCK	02/11/23	17:02:26	COCKBURN CENTRAL	WA	7395	041819	ULSD G10	209.46	36.83	70.13	7.01	77.14	777			
							ULT DSL	208.46	44.95	85.18	8.52	93.70	777			
							ULT DSL	208.46	112.81	213.79	21.38	235.17	52801			
							ULT DSL	207.46	96.61	182.21	18.22	200.43	52987			
							ULSD G10	203.60	113.49	210.06	21.01	231.07	777	186	51.9	107.
							ULSD G10	204.60	71.98	133.88	13.39	147.27	53420			
							ULT DSL	204.60	122.99	228.76	22.88	251.64	53714	294	41.8	85.
							ULSD G10	199.94	31.83	57.85	5.79	63.64	53751	37	86.0	172.
							ULT DSL	191.74	40.19	70.05	7.01	77.06	53180			
							ULSD G10	190.74	47.02	81.53	8.15	89.68	777			
							ULSD G10	190.74	69.55	120.60	12.06	132.66	53993			
							DIESEL	788.25	1454.04	145.42	1599.46					
							TOTAL	788.25	1,454.04	145.42	1,599.46		517	152.5	309.	
							YEAR TO DATE	1,972.05	3,507.27	350.72	3,857.99		1794	109.9	215.	



P Australia Pty Ltd
 .B.N. 53 004 085 616
 iPO Box 1621
 IELBOURNE VIC 3001

BP Plus Fleet Control Report



Account Enquiries: BP Accounts Receivable Telephone: 1800 225 527

ITY OF COCKBURN
 ccounts Payable (Invoice Only) PO
 57775
 O Box 1215
 IBRA LAKE DC PRIVATE BOXES WA
 965

CITY OF COCKBURN

Account Number: **0050188034**
 Period Starting: **01/11/2023**

Customer Number: **0115405338**
 Period Ending: **30/11/2023**

Page: 34 of 3
 Date: 30/11/202

Card Number Vehicle/Driver	Date	Time	Purchase Location	Site No.	Receipt Number	Customer Reference	Product/Service					Odo meter (km)	KM Span	Litres/100km	Cent /km	
							Description	CPL Price	Litres	Total Exc GST (\$)	GST (\$)					Total Inc GST (\$)
ost Centre 050 15405338 03757 HDS430 7922 WHITE FORD RANGER UTILITY	08/11/23 21/11/23	10:20:12 11:34:51	BIBRA LAKE BIBRA LAKE	WA WA	7451 7451	007547 033313	DIESEL		788.25	1454.04	145.42	1599.46				
							TOTAL	THIS PERIOD	788.25	1,454.04	145.42	1,599.46		517	152.5	309.
							YEAR TO DATE		1,972.05	3,507.27	350.72	3,857.99		1794	109.9	215.
							ULT DSL	204.60	65.54	121.91	134.10	57982	715	9.2	18.	
							ULT DSL	191.74	62.41	108.78	119.66	58668	686	9.1	17.	
							DIESEL		127.95	230.69	23.07	253.76				
TOTAL	THIS PERIOD	127.95	230.69	23.07	253.76		1401	9.1	18.							
YEAR TO DATE		1,356.96	2,315.97	231.61	2,547.58		12257	11.1	20.							
ost Centre 050 15405338 02692 GJT235 7951 WHITE HYUNDAI I30 HATCH	01/11/23 21/11/23	12:21:18 09:46:35	BIBRA LAKE BIBRA LAKE	WA WA	7451 7451	031597 033297	DIESEL		127.95	230.69	23.07	253.76				
							TOTAL	THIS PERIOD	127.95	230.69	23.07	253.76		1401	9.1	18.
							YEAR TO DATE		1,356.96	2,315.97	231.61	2,547.58		12257	11.1	20.
							ULT DSL	210.46	46.12	88.25	97.07	92981	668	6.9	14.	
							ULT DSL	191.74	47.98	83.64	92.00	93678	697	6.9	13.	
							DIESEL		94.10	171.89	17.18	189.07				
TOTAL	THIS PERIOD	94.10	171.89	17.18	189.07		1365	6.9	13.							
YEAR TO DATE		930.23	1,596.64	159.66	1,756.30		13051	7.1	13.							
ost Centre 050 15405338 04243 HTF631 7952 WHITE FORD RANGER UTILITY	28/11/23	13:14:05	BIBRA LAKE	WA	7451	007945	DIESEL		94.10	171.89	17.18	189.07				
							TOTAL	THIS PERIOD	94.10	171.89	17.18	189.07		1365	6.9	13.
							YEAR TO DATE		930.23	1,596.64	159.66	1,756.30		13051	7.1	13.
							ULT DSL	190.14	67.47	116.63	11.66	128.29	8915	656	10.3	19.
							DIESEL		67.47	116.63	11.66	128.29				
							TOTAL	THIS PERIOD	67.47	116.63	11.66	128.29		656	10.3	19.
YEAR TO DATE		892.62	1,534.46	153.46	1,687.92		7049	12.7	23.							



P Australia Pty Ltd
 .B.N. 53 004 085 616
 iPO Box 1621
 IELBOURNE VIC 3001

BP Plus Fleet Control Report



Account Enquiries: BP Accounts Receivable Telephone: 1800 225 527

ITY OF COCKBURN
 ccounts Payable (Invoice Only) PO
 37775
 O Box 1215
 IBRA LAKE DC PRIVATE BOXES WA
 365

CITY OF COCKBURN

Account Number: **0050188034** Customer Number: **0115405338**
 Period Starting: **01/11/2023** Period Ending: **30/11/2023**

Page: 35 of 3
 Date: 30/11/202

Card Number Vehicle/Driver	Date	Time	Purchase Location	Site No.	Receipt Number	Customer Reference	Product/Service					Odo meter (km)	KM Span	Litres/100km	Cent /km		
							Description	CPL Price	Litres	Total Exc GST (\$)	GST (\$)					Total Inc GST (\$)	
ost Centre 050 15405338 02601 GIR690 7961 WHITE MITSUBISHI TRITON UTE	06/11/23 27/11/23	10:52:39 16:35:28	BIBRA LAKE BIBRA LAKE	WA WA	7451 7451	031983 033869	DIESEL		67.47	116.63	11.66	128.29					
							TOTAL	THIS PERIOD	67.47	116.63	11.66	128.29			656	10.3	19.
							YEAR TO DATE		892.62	1,534.46	153.46	1,687.92			7049	12.7	23.
							ULSD G10	203.60	52.53	97.23	9.72	106.95	41663	388	13.5	27.	
							ULSD G10	189.14	44.14	75.89	7.59	83.48	42240	577	7.6	14.	
							DIESEL		96.67	173.12	17.31	190.43					
TOTAL	THIS PERIOD	96.67	173.12	17.31	190.43			965	10.0	19.							
YEAR TO DATE		741.40	1,282.81	128.29	1,411.10			5865	12.6	24.							
ost Centre 050 15405338 02635 GJF670 7981 WHITE HYUNDAI I30 HATCH	16/11/23	13:16:55	SUCCESS	WA	5992	045446	DIESEL		96.67	173.12	17.31	190.43					
							TOTAL	THIS PERIOD	96.67	173.12	17.31	190.43			965	10.0	19.
							YEAR TO DATE		741.40	1,282.81	128.29	1,411.10			5865	12.6	24.
							ULT DSL	198.94	37.68	68.15	6.81	74.96	52912	659	5.7	11.	
							DIESEL		37.68	68.15	6.81	74.96					
							TOTAL	THIS PERIOD	37.68	68.15	6.81	74.96			659	5.7	11.
YEAR TO DATE		465.72	791.21	79.11	870.32			4011	11.6	21.							
ost Centre 050 15405338 04284 HGW537 8206896 WHITE MITSUBISHI OUTLANDER	07/11/23 22/11/23	13:53:07 17:32:51	BIBRA LAKE COCKBURN CENTRAL	WA WA	7451 7395	032118 043530	DIESEL		37.68	68.15	6.81	74.96					
							TOTAL	THIS PERIOD	37.68	68.15	6.81	74.96			659	5.7	11.
							YEAR TO DATE		465.72	791.21	79.11	870.32			4011	11.6	21.
							ULP UNM	175.70 P	55.28	88.30	8.83	97.13	59912				
							ULP UNM	183.04	51.42	85.56	8.56	94.12	51416				
							M/S		106.70	173.86	17.39	191.25					
TOTAL	THIS PERIOD	106.70	173.86	17.39	191.25			4716	19.7	34.							
YEAR TO DATE		926.76	1,476.95	147.70	1,624.65												



P Australia Pty Ltd
 .B.N. 53 004 085 616
 iPO Box 1621
 IELBOURNE VIC 3001

BP Plus Fleet Control Report



Account Enquiries: BP Accounts Receivable Telephone: 1800 225 527

CITY OF COCKBURN
 ccunts Payable (Invoice Only) PO
 37775
 O Box 1215
 IBRA LAKE DC PRIVATE BOXES WA
 965

CITY OF COCKBURN

Account Number: **0050188034** Customer Number: **0115405338**
 Period Starting: **01/11/2023** Period Ending: **30/11/2023**

Page: 36 of 3
 Date: 30/11/202

Card Number Vehicle/Driver	Date	Time	Purchase Location	Site No.	Receipt Number	Customer Reference	Product/Service					Odo meter (km)	KM Span	Litres/ 100km	Cent /km	
							Description	CPL Price	Litres	Total Exc GST (\$)	GST (\$)					Total Inc GST (\$)
ost Centre 050 15405338 04300 HUA435 8718100 WHITE ISUZU MUX	31/10/23 15/11/23 29/11/23	12:16:45 13:10:23 09:24:54	SUCCESS COCKBURN CENTRAL COCKBURN CENTRAL	WA WA WA	5992 7395 7395	044646 042903 007819	M/S	106.70	173.86	17.39	191.25					
							TOTAL	THIS PERIOD	106.70	173.86	17.39	191.25				
							YEAR TO DATE		1,147.72	1,813.09	181.31	1,994.40		5862	19.6	34.
							ULT DSL	208.46	51.56	97.71	9.77	107.48	14929	520	9.9	20.
							ULT DSL	200.94	51.39	93.87	9.39	103.26	15459	530	9.7	19.
ULT DSL	190.14	48.10	83.15	8.31	91.46	15955	496	9.7	18.							
			DIESEL		151.05	274.73	27.47	302.20								
TOTAL	THIS PERIOD	151.05	274.73	27.47	302.20		1546	9.8	19.							
YEAR TO DATE		741.18	1,285.87	128.60	1,414.47		6113	12.1	23.							
ost Centre 050 15405338 04102 VASTE Waste VASTE	31/10/23 03/11/23 10/11/23 20/11/23	06:53:47 13:51:57 10:12:43 09:22:01	BIBRA LAKE BIBRA LAKE BIBRA LAKE BIBRA LAKE	WA WA WA WA	7451 7451 7451 7451	031449 031865 007590 007767	DIESEL	151.05	274.73	27.47	302.20					
							TOTAL	THIS PERIOD	151.05	274.73	27.47	302.20		1546	9.8	19.
							YEAR TO DATE		741.18	1,285.87	128.60	1,414.47		6113	12.1	23.
							ULT DSL	210.46	54.18	103.66	10.37	114.03	37850			
							ULSD G10	208.90 P	43.35	82.33	8.23	90.56	44859			
ULSD G10	203.60	55.03	101.85	10.19	112.04	44539										
ULT DSL	191.74	54.58	95.14	9.51	104.65	9577										
			DIESEL		207.14	382.98	38.30	421.28								
TOTAL	THIS PERIOD	207.14	382.98	38.30	421.28											
YEAR TO DATE		335.01	589.84	58.99	648.83											
ost Centre Waste			DIESEL		207.14	382.98	38.30	421.28								
	TOTAL	THIS PERIOD	207.14	382.98	38.30	421.28										
	YEAR TO DATE		335.01	589.84	58.99	648.83										
USTOMER TOTAL			ADBLUE		18.74	34.05	3.41	37.46								
			DIESEL		14376.26	26120.86	2612.09	28732.95								
			M/S		3267.22	5406.19	540.60	5946.79								
	GRAND TOTAL	THIS PERIOD	17,662.22	31,561.10	3,156.10	34,717.20		134733	13.1	25.						
YEAR TO DATE		161,042.03	272,029.31	27,202.96	299,232.27		1324978	12.2	22.							



P Australia Pty Ltd
 .B.N. 53 004 085 616
 iPO Box 1621
 IELBOURNE VIC 3001

BP Plus Fleet Control Report



Account Enquiries: BP Accounts Receivable Telephone: 1800 225 527

ITY OF COCKBURN
 ccounts Payable (Invoice Only) PO
 37775
 O Box 1215
 IBRA LAKE DC PRIVATE BOXES WA
 365

CITY OF COCKBURN

Account Number: **0050188034**
 Period Starting: **01/12/2023**

Customer Number: **0115405338**
 Period Ending: **31/12/2023**

Page: 1 of 3
 Date: 31/12/2023

Card Number Vehicle/Driver	Date	Time	Purchase Location	Site No.	Receipt Number	Customer Reference	Product/Service					Odo meter (km)	KM Span	Litres/100km	Cent /km			
							Description	CPL Price	Litres	Total Exc GST (\$)	GST (\$)					Total Inc GST (\$)		
050 15405338 04250 HTF630 2058 WHITE FORD RANGER UTILITY	18/12/23	08:15:35	SPEARWOOD	WA	6443	010660	ULT DSL	181.96	62.56	103.48	10.35	113.83	11000					
							DIESEL		62.56	103.48	10.35	113.83						
							TOTAL	THIS PERIOD	62.56	103.48	10.35	113.83						
							YEAR TO DATE	912.99	1,543.08	154.31	1,697.39	6464					14.1	26.
ost Centre 2068							DIESEL		62.56	103.48	10.35	113.83						
							TOTAL	THIS PERIOD	62.56	103.48	10.35	113.83						
							YEAR TO DATE	912.99	1,543.08	154.31	1,697.39	6464					14.1	26.
							DIESEL		62.56	103.48	10.35	113.83						
050 15405338 02890 GNC833 2067 WHITE KIA SORENTO WAGON	04/12/23 23/12/23	12:08:51 10:38:13	APPLECROSS APPLECROSS	WA WA	6200 6200	036181 036887	ULT DSL	187.96	53.48	91.38	9.14	100.52	97950 98350	450 400	11.9 10.1	22. 18.		
							ULT DSL	181.96	40.31	66.68	6.67	73.35						
							DIESEL		93.79	158.06	15.81	173.87						
							TOTAL	THIS PERIOD	93.79	158.06	15.81	173.87						
ost Centre 2067							YEAR TO DATE	803.54	1,404.88	140.49	1,545.37		850 9150	11.0 8.8	20. 16.			
							DIESEL		93.79	158.06	15.81					173.87		
							TOTAL	THIS PERIOD	93.79	158.06	15.81					173.87		
							YEAR TO DATE	803.54	1,404.88	140.49	1,545.37					9150	8.8	16.
050 15405338 03146 GSP764 2077 WHITE HYUNDAI 130 HATCHBACK	07/12/23 17/12/23 29/12/23	08:07:06 14:10:41 18:06:42	SPEARWOOD PARMELIA CANNINGTON	WA WA WA	6443 6178 6204	010320 020775 009353	ULT DSL	187.96	35.48	60.63	6.06	66.69	113757 114610 115447	638 853 837	5.6 5.5 5.2	10. 10. 9.		
							ULT DSL	184.96	46.51	78.20	7.82	86.02						
							ULT DSL	180.49	43.25	70.96	7.10	78.06						
							DIESEL		125.24	209.79	20.98	230.77						
ost Centre 2077							TOTAL	THIS PERIOD	125.24	209.79	20.98	230.77		2328 17062	5.4 7.4	9. 14.		
							YEAR TO DATE	1,260.35	2,165.58	216.58	2,382.16							
							DIESEL		125.24	209.79	20.98	230.77						
							TOTAL	THIS PERIOD	125.24	209.79	20.98	230.77						
050 15405338 03732 HBQ384 2097	01/12/23 08/12/23	10:57:29 09:01:23	CURRAMBINE CURRAMBINE	WA WA	6427 6427	062993 063208	ULT DSL	188.14	50.99	87.21	8.72	95.93	122098 122859	749 761	6.8 6.6	12. 12.		
							ULT DSL	187.96	50.03	85.49	8.55	94.04						
							DIESEL		125.24	209.79	20.98	230.77						
							TOTAL	THIS PERIOD	125.24	209.79	20.98	230.77						
							YEAR TO DATE	1,260.35	2,165.58	216.58	2,382.16		17062	7.4	14.			

to paperless and receive your invoices and statements via email. Provide your BP Plus account number along with your email address to aucustcare@bp.com and our team will help you make the switch. If you have paid your account via credit card, your Service Fee will appear on your summary Tax Invoice.

Please Note: if you are disputing a transaction, this needs to be lodged in writing within 30 days from the date of issue of this Fleet Control Report.



P Australia Pty Ltd
 .B.N. 53 004 085 616
 iPO Box 1621
 IELBOURNE VIC 3001

BP Plus Fleet Control Report



Account Enquiries: BP Accounts Receivable Telephone: 1800 225 527

ITY OF COCKBURN
 ccounts Payable (Invoice Only) PO
 37775
 O Box 1215
 IBRA LAKE DC PRIVATE BOXES WA
 965

CITY OF COCKBURN

Account Number: **0050188034** Customer Number: **0115405338**
 Period Starting: **01/12/2023** Period Ending: **31/12/2023**

Page: 2 of 3
 Date: 31/12/202

Card Number Vehicle/Driver	Date	Time	Purchase Location	Site No.	Receipt Number	Customer Reference	Product/Service					Odo meter (km)	KM Span	Litres/100km	Cent /km						
							Description	CPL Price	Litres	Total Exc GST (\$)	GST (\$)					Total Inc GST (\$)					
VHITE SUBARU OUTBACK	14/12/23	17:22:51	CURRAMBINE	WA	6427	063368	ULT DSL	184.96	52.50	88.27	8.83	97.10	123659	800	6.6	12.					
	21/12/23	06:50:45	BELDON	WA	6533	000442	ULT DSL	183.96	53.03	88.68	8.87	97.55	124516	857	6.2	11.					
	30/12/23	17:57:21	CURRAMBINE	WA	6427	064300	ULT DSL	180.49	50.54	82.93	8.29	91.22	125221	705	7.2	12.					
							DIESEL		257.09	432.58	43.26	475.84									
							TOTAL	THIS PERIOD	257.09	432.58	43.26	475.84		3872	6.6	12.					
Jost Centre 050 15405338 03724 HBT680 2117 VHITE NISSAN XTRAIL WAGON	04/12/23 14/12/23 20/12/23 27/12/23	16:45:21 08:04:05 22:34:28 18:57:18	KARDINYA RIVERTON CANNING VALE CANNING VALE	WA WA WA WA	6207 6186 9804 9804	040095 030572 010115 010171															
													TOTAL	THIS PERIOD	257.09	432.58	43.26	475.84		3872	6.6
Jost Centre 050 15405338 04227 HSW320 2166 VHITE FORD RANGER UTE	12/12/23	07:50:37	GREENWOOD NORTH	WA	9856	006225															
													TOTAL	THIS PERIOD	207.00	347.89	34.79	382.68		2526	8.2
Jost Centre 050 15405338 03989 HMW121 2176	04/12/23 11/12/23 14/12/23	13:00:37 12:15:51 13:46:21	BIBRA LAKE BIBRA LAKE BIBRA LAKE	WA WA WA	7451 7451 7451	034495 035126 035457															
													TOTAL	THIS PERIOD	72.01	122.39	12.24	134.63		1002	7.2



P Australia Pty Ltd
 .B.N. 53 004 085 616
 iPO Box 1621
 IELBOURNE VIC 3001

BP Plus Fleet Control Report



Account Enquiries: BP Accounts Receivable Telephone: 1800 225 527

ITY OF COCKBURN
 ccounts Payable (Invoice Only) PO
 37775
 O Box 1215
 IBRA LAKE DC PRIVATE BOXES WA
 365

CITY OF COCKBURN

Account Number: **0050188034** Customer Number: **0115405338**
 Period Starting: **01/12/2023** Period Ending: **31/12/2023**

Page: 3 of 3
 Date: 31/12/202

Card Number Vehicle/Driver	Date	Time	Purchase Location	Site No.	Receipt Number	Customer Reference	Product/Service					Odo meter (km)	KM Span	Litres/100km	Cent /km				
							Description	CPL Price	Litres	Total Exc GST (\$)	GST (\$)					Total Inc GST (\$)			
VHITE MITSUBISHI TRITON UTE	21/12/23	08:26:13	BIBRA LAKE	WA	7451	036001	ULT DSL	183.96	59.94	100.25	10.02	110.27	55257	636	9.4	17.			
							DIESEL		214.25	364.02	36.39	400.41							
							TOTAL	THIS PERIOD	214.25	364.02	36.39	400.41					2217	9.7	18.
							YEAR TO DATE	2,580.96	4,442.13	444.22	4,886.35	25870					10.0	18.	
Post Centre			2176				DIESEL		214.25	364.02	36.39	400.41							
							TOTAL	THIS PERIOD	214.25	364.02	36.39	400.41	2217	9.7	18.				
							YEAR TO DATE	2,580.96	4,442.13	444.22	4,886.35	25870	10.0	18.					
050 15405338 04235 HTW447 2206 VHITE FORD RANGER UTILITY	30/11/23 07/12/23 20/12/23	09:38:02 07:11:08 07:12:11	SPEARWOOD	WA	6443	010084	ULT DSL	188.14	56.13	96.00	9.60	105.60	23588	629	8.9	16.			
			FREMANTLE	WA	6220	039888	ULT DSL	187.96	53.82	91.96	9.20	101.16	24205	617	8.7	16.			
			FREMANTLE	WA	6220	040574	ULT DSL	181.96	55.11	91.16	9.12	100.28	24802	597	9.2	16.			
			DIESEL				165.06	279.12	27.92	307.04									
Post Centre			2206				TOTAL	THIS PERIOD	165.06	279.12	27.92	307.04	1843	9.0	16.				
							YEAR TO DATE	2,071.92	3,539.02	353.93	3,892.95	23620	8.8	16.					
050 15405338 03443 GYQ281 2235 VHITE FORD RANGER UTILITY	08/12/23 14/12/23 18/12/23 23/12/23	10:27:46 04:55:22 08:06:22 09:52:00	BIBRA LAKE	WA	7451	008116	ULSD G10	187.90 P	33.15	56.63	5.66	62.29	130697	5	663.0	1245.			
			BIBRA LAKE	WA	7451	035399	ULT DSL	186.96	68.44	116.32	11.63	127.95	131567	870	7.9	14.			
			COCKBURN CENTRAL	WA	7395	008421	ULT DSL	183.96	48.22	80.65	8.06	88.71	131964	397	12.1	22.			
			MANDURAH	WA	7778	032106	ULT DSL	181.96	67.57	111.77	11.18	122.95	132519	555	12.2	22.			
Post Centre			2235				DIESEL		217.38	365.37	36.53	401.90							
							TOTAL	THIS PERIOD	217.38	365.37	36.53	401.90	1827	11.9	22.				
							YEAR TO DATE	3,352.95	5,813.40	581.36	6,394.76	28910	11.6	22.					
050 15405338 04052 GMF052 2246 VHITE SUBARU OUTBACK VAGON	29/12/23	12:12:26	BIBRA LAKE	WA	7451	036438	ULSD G10	181.49	43.85	72.35	7.23	79.58	88009	502	8.7	15.			
							TOTAL	THIS PERIOD	217.38	365.37	36.53	401.90	1827	11.9	22.				
							YEAR TO DATE	3,352.95	5,813.40	581.36	6,394.76	28910	11.6	22.					



P Australia Pty Ltd
 .B.N. 53 004 085 616
 iPO Box 1621
 IELBOURNE VIC 3001

BP Plus Fleet Control Report



Account Enquiries: BP Accounts Receivable Telephone: 1800 225 527

CITY OF COCKBURN
 cccounts Payable (Invoice Only) PO
 37775
 O Box 1215
 IBRA LAKE DC PRIVATE BOXES WA
 965

CITY OF COCKBURN

Account Number: **0050188034** Customer Number: **0115405338**
 Period Starting: **01/12/2023** Period Ending: **31/12/2023**

Page: 4 of 3
 Date: 31/12/202

Card Number Vehicle/Driver	Date	Time	Purchase Location	Site No.	Receipt Number	Customer Reference	Product/Service					Odo meter (km)	KM Span	Litres/100km	Cent /km			
							Description	CPL Price	Litres	Total Exc GST (\$)	GST (\$)					Total Inc GST (\$)		
Jost Centre 050 15405338 04177 HRY951 2257 WHITE FORD RANGER UTE	20/12/23	16:03:37	SPEARWOOD	WA	6443	010757	DIESEL		43.85	72.35	7.23	79.58						
							TOTAL		43.85	72.35	7.23	79.58						
							YEAR TO DATE		1,017.06	1,728.16	172.81	1,900.97			502	8.7	15.	
															12489	8.1	15.	
							DIESEL		43.85	72.35	7.23	79.58						
							TOTAL		43.85	72.35	7.23	79.58			502	8.7	15.	
Jost Centre 050 15405338 03583 GZZ119 2296 SILVER TOYOTA CAMRY SEDAN	13/12/23	10:07:40	BIBRA LAKE	WA	7451	035327	ULT DSL	181.96	61.75	102.15	10.21	112.36	40586	660	9.4	17.		
							DIESEL		61.75	102.15	10.21	112.36						
							TOTAL		61.75	102.15	10.21	112.36			660	9.4	17.	
							YEAR TO DATE		2,549.73	4,384.11	438.38	4,822.49			32115	7.9	15.	
							DIESEL		61.75	102.15	10.21	112.36						
							TOTAL		61.75	102.15	10.21	112.36			660	9.4	17.	
Jost Centre 050 15405338 02759 GLZ772 2307 WHITE MITSUBISHI TRITON UTE	30/11/23 08/12/23 19/12/23	14:05:01 06:25:09 15:03:40	COCKBURN CENTRAL HALLS HEAD BIBRA LAKE	WA WA WA	7395 6170 7451	044152 013812 008401	BP ULT UNM	187.84	48.97	83.62	8.36	91.98	89798	821	6.0	11.		
							M/S		48.97	83.62	8.36	91.98						
							TOTAL		48.97	83.62	8.36	91.98			821	6.0	11.	
							YEAR TO DATE		503.10	850.23	85.02	935.25			9497	5.3	9.	
							M/S		48.97	83.62	8.36	91.98						
							TOTAL		48.97	83.62	8.36	91.98			821	6.0	11.	
ULT DSL ULT DSL ULSD G10							190.14 187.96 182.90 P	48.11 60.66 46.90	83.15 103.65 77.98	8.32 10.37 7.80	91.47 114.02 85.78	93075 93676 94257	330 601 581	14.6 10.1 8.1	27. 19. 14.			



P Australia Pty Ltd
 .B.N. 53 004 085 616
 iPO Box 1621
 IELBOURNE VIC 3001

BP Plus Fleet Control Report



Account Enquiries: BP Accounts Receivable Telephone: 1800 225 527

CITY OF COCKBURN
 ccunts Payable (Invoice Only) PO
 37775
 O Box 1215
 IBRA LAKE DC PRIVATE BOXES WA
 365

CITY OF COCKBURN

Account Number: **0050188034** Customer Number: **0115405338**
 Period Starting: **01/12/2023** Period Ending: **31/12/2023**

Page: 5 of 3
 Date: 31/12/202

Card Number Vehicle/Driver	Date	Time	Purchase Location	Site No.	Receipt Number	Customer Reference	Product/Service					Odo meter (km)	KM Span	Litres/100km	Cent /km	
							Description	CPL Price	Litres	Total Exc GST (\$)	GST (\$)					Total Inc GST (\$)
Jost Centre 050 15405338 04169 HRY950 2308 WHITE FORD RANGER UTE	14/12/23	14:08:22	BIBRA LAKE	WA	7451	035461	DIESEL	155.67	264.78	26.49	291.27					
							TOTAL	155.67	264.78	26.49	291.27		1512	10.3	19.	
							YEAR TO DATE	1,449.25	2,471.14	247.13	2,718.27		13864	10.5	19.	
							DIESEL	155.67	264.78	26.49	291.27					
							TOTAL	155.67	264.78	26.49	291.27		1512	10.3	19.	
							YEAR TO DATE	1,449.25	2,471.14	247.13	2,718.27		13864	10.5	19.	
Jost Centre 050 15405338 03831 HFX380 2317 ILVER NISSAN XTRAIL WAGON	06/12/23 15/12/23	14:38:11 09:40:45	BIBRA LAKE SUCCESS	WA WA	7451 5992	034744 023424	ULT DSL	186.96	55.20	93.82	9.38	103.20	20202	692	8.0	14.
							DIESEL	55.20	93.82	9.38	103.20					
							TOTAL	55.20	93.82	9.38	103.20		692	8.0	14.	
							YEAR TO DATE	1,472.29	2,497.98	249.80	2,747.78		16533	8.9	16.	
							DIESEL	55.20	93.82	9.38	103.20					
							TOTAL	55.20	93.82	9.38	103.20		692	8.0	14.	
YEAR TO DATE	1,472.29	2,497.98	249.80	2,747.78		16533	8.9	16.								
Jost Centre 050 15405338 04219 HSW321 2329 WHITE FORD RANGER UTE	18/12/23	12:07:20	BIBRA LAKE	WA	7451	035703	U/LP UNM	178.04	50.09	81.07	8.11	89.18	47075	487	10.3	18.
							BP ULT UNM	185.84	27.76	46.90	4.69	51.59	777			
							M/S	77.85	127.97	12.80	140.77					
							TOTAL	77.85	127.97	12.80	140.77		487	16.0	28.	
							YEAR TO DATE	1,742.77	2,765.66	276.58	3,042.24		13077	13.3	23.	
							M/S	77.85	127.97	12.80	140.77					
TOTAL	77.85	127.97	12.80	140.77		487	16.0	28.								
YEAR TO DATE	1,742.77	2,765.66	276.58	3,042.24		13077	13.3	23.								
Jost Centre 050 15405338 04219 HSW321 2329 WHITE FORD RANGER UTE	18/12/23	12:07:20	BIBRA LAKE	WA	7451	035703	ULT DSL	183.96	56.55	94.57	9.46	104.03	6566	519	10.9	20.



P Australia Pty Ltd
 .B.N. 53 004 085 616
 iPO Box 1621
 IELBOURNE VIC 3001

BP Plus Fleet Control Report



Account Enquiries: BP Accounts Receivable Telephone: 1800 225 527

CITY OF COCKBURN
 ccunts Payable (Invoice Only) PO
 37775
 O Box 1215
 IBRA LAKE DC PRIVATE BOXES WA
 965

CITY OF COCKBURN

Account Number: **0050188034** Customer Number: **0115405338**
 Period Starting: **01/12/2023** Period Ending: **31/12/2023**

Page: 6 of 3
 Date: 31/12/202

Card Number Vehicle/Driver	Date	Time	Purchase Location	Site No.	Receipt Number	Customer Reference	Product/Service					Odo meter (km)	KM Span	Litres/100km	Cent /km	
							Description	CPL Price	Litres	Total Exc GST (\$)	GST (\$)					Total Inc GST (\$)
Jost Centre 050 15405338 03963 HLQ161 2336 WHITE FORD RANGER UTILITY	07/12/23 22/12/23	10:22:03 11:31:06	BIBRA LAKE SPEARWOOD	WA WA	7451 6443	008093 010825	DIESEL		56.55	94.57	9.46	104.03				
							TOTAL	THIS PERIOD	56.55	94.57	9.46	104.03		519	10.9	20.
							YEAR TO DATE	686.12	1,184.44	118.45	1,302.89		5625	12.2	23.	
							DIESEL		56.55	94.57	9.46	104.03				
TOTAL	THIS PERIOD	56.55	94.57	9.46	104.03		519	10.9	20.							
YEAR TO DATE	686.12	1,184.44	118.45	1,302.89		5625	12.2	23.								
Jost Centre 050 15405338 03948 HJO790 2346 WHITE FORD RANGER UTILITY	08/12/23 20/12/23	12:12:32 13:16:13	BIBRA LAKE BIBRA LAKE	WA WA	7451 7451	034965 035939	ULT DSL	189.96	72.32	124.89	12.49	137.38	29151	851	8.5	16.
							ULT DSL	181.96	69.18	114.44	11.44	125.88	29957	806	8.6	15.
							DIESEL		141.50	239.33	23.93	263.26				
							TOTAL	THIS PERIOD	141.50	239.33	23.93	263.26		1657	8.5	15.
YEAR TO DATE	870.18	1,487.12	148.73	1,635.85		7374	11.8	22.								
DIESEL		141.50	239.33	23.93	263.26											
TOTAL	THIS PERIOD	141.50	239.33	23.93	263.26		1657	8.5	15.							
YEAR TO DATE	870.18	1,487.12	148.73	1,635.85		7374	11.8	22.								
Jost Centre 050 15405338 03526 GYO863 2355 WHITE FORD RANGER UTILITY	20/12/23	07:29:47	MANNING	WA	6227	309879	ULSD G10	187.90 P	60.13	102.71	10.27	112.98	777			
							ULSD G10	182.90 P	67.41	112.08	11.21	123.29	777			
							DIESEL		127.54	214.79	21.48	236.27				
							TOTAL	THIS PERIOD	127.54	214.79	21.48	236.27				
YEAR TO DATE	694.45	1,210.14	121.00	1,331.14		3008	23.1	44.								
DIESEL		127.54	214.79	21.48	236.27											
TOTAL	THIS PERIOD	127.54	214.79	21.48	236.27											
YEAR TO DATE	694.45	1,210.14	121.00	1,331.14		3008	23.1	44.								
Jost Centre 050 15405338 03526 GYO863 2355 WHITE FORD RANGER UTILITY	20/12/23	07:29:47	MANNING	WA	6227	309879	ULT DSL	183.96	61.83	103.40	10.34	113.74	47499	619	10.0	18.
							TOTAL	THIS PERIOD	183.96	61.83	103.40	10.34	113.74			
YEAR TO DATE	694.45	1,210.14	121.00	1,331.14		3008	23.1	44.								



P Australia Pty Ltd
 .B.N. 53 004 085 616
 iPO Box 1621
 IELBOURNE VIC 3001

BP Plus Fleet Control Report



Account Enquiries: BP Accounts Receivable Telephone: 1800 225 527

CITY OF COCKBURN
 ccounts Payable (Invoice Only) PO
 37775
 O Box 1215
 IBRA LAKE DC PRIVATE BOXES WA
 965

CITY OF COCKBURN

Account Number: **0050188034** Customer Number: **0115405338**
 Period Starting: **01/12/2023** Period Ending: **31/12/2023**

Page: 7 of 3
 Date: 31/12/202

Card Number Vehicle/Driver	Date	Time	Purchase Location	Site No.	Receipt Number	Customer Reference	Product/Service					Odo meter (km)	KM Span	Litres/100km	Cent /km		
							Description	CPL Price	Litres	Total Exc GST (\$)	GST (\$)					Total Inc GST (\$)	
Jost Centre 050 15405338 04276 iUL718 2388 WHITE FORD RANGER UTE	12/12/23 27/12/23	08:47:10 07:55:39	BIBRA LAKE BIBRA LAKE	WA WA	7451 7451	035212 036308	DIESEL		61.83	103.40	10.34	113.74					
							TOTAL	THIS PERIOD	61.83	103.40	10.34	113.74		619	10.0	18.	
							YEAR TO DATE	982.86	1,695.48	169.55	1,865.03		8546	11.5	21.		
							DIESEL		61.83	103.40	10.34	113.74					
Jost Centre 050 15405338 03351 GXF233 2397 WHITE FORD RANGER UTILITY	06/12/23 14/12/23 21/12/23 29/12/23	07:33:12 16:22:59 14:10:00 13:58:58	BIBRA LAKE BIBRA LAKE BIBRA LAKE BIBRA LAKE	WA WA WA WA	7451 7451 7451 7451	034682 035484 036061 036450	ULSD G10	185.90 P	64.35	108.75	10.88	119.63	14289	674	9.5	17.	
							ULSD G10		181.49	66.77	110.16	11.02	121.18	15065	776	8.6	15.
							DIESEL		131.12	218.91	21.90	240.81					
							TOTAL	THIS PERIOD	131.12	218.91	21.90	240.81		1450	9.0	16.	
Jost Centre 050 15405338 04359 GYZ376 2407 WHITE MITSUBISHI TRITON UTE	05/12/23 15/12/23 28/12/23	12:18:53 14:43:44 12:29:12	NAVAL BASE NAVAL BASE NAVAL BASE	WA WA WA	7770 7770 7770	004424 017750 006074	DIESEL		131.12	218.91	21.90	240.81					
							TOTAL	THIS PERIOD	131.12	218.91	21.90	240.81		1450	9.0	16.	
							YEAR TO DATE	1,368.69	2,303.20	230.33	2,533.53		14471	9.5	17.		
							DIESEL		131.12	218.91	21.90	240.81					
Jost Centre 050 15405338 04359 GYZ376 2407 WHITE MITSUBISHI TRITON UTE	05/12/23 15/12/23 28/12/23	12:18:53 14:43:44 12:29:12	NAVAL BASE NAVAL BASE NAVAL BASE	WA WA WA	7770 7770 7770	004424 017750 006074	ULT DSL	189.96	62.89	108.61	10.86	119.47	115559	706	8.9	16.	
							ULT DSL	186.96	55.97	95.13	9.51	104.64	116205	646	8.7	16.	
							ULT DSL	183.96	55.65	93.06	9.31	102.37	116830	625	8.9	16.	
							ULT DSL	182.49	62.96	104.45	10.45	114.90	117554	724	8.7	15.	
Jost Centre 050 15405338 04359 GYZ376 2407 WHITE MITSUBISHI TRITON UTE	05/12/23 15/12/23 28/12/23	12:18:53 14:43:44 12:29:12	NAVAL BASE NAVAL BASE NAVAL BASE	WA WA WA	7770 7770 7770	004424 017750 006074	DIESEL		237.47	401.25	40.13	441.38					
							TOTAL	THIS PERIOD	237.47	401.25	40.13	441.38		2701	8.8	16.	
							YEAR TO DATE	2,548.00	4,353.22	435.30	4,788.52		25336	10.1	18.		
							DIESEL		237.47	401.25	40.13	441.38					
Jost Centre 050 15405338 04359 GYZ376 2407 WHITE MITSUBISHI TRITON UTE	05/12/23 15/12/23 28/12/23	12:18:53 14:43:44 12:29:12	NAVAL BASE NAVAL BASE NAVAL BASE	WA WA WA	7770 7770 7770	004424 017750 006074	ULT DSL	187.96	52.97	90.51	9.05	99.56	66423	236	22.4	42.	
							ULT DSL	184.96	50.41	84.76	8.48	93.24	66630	207	24.4	45.	
							ULT DSL	180.49	51.35	84.25	8.43	92.68	88657				
							TOTAL	THIS PERIOD	237.47	401.25	40.13	441.38		2701	8.8	16.	
Jost Centre 050 15405338 04359 GYZ376 2407 WHITE MITSUBISHI TRITON UTE	05/12/23 15/12/23 28/12/23	12:18:53 14:43:44 12:29:12	NAVAL BASE NAVAL BASE NAVAL BASE	WA WA WA	7770 7770 7770	004424 017750 006074	DIESEL		2,548.00	4,353.22	435.30	4,788.52					
							TOTAL	THIS PERIOD	2,548.00	4,353.22	435.30	4,788.52		25336	10.1	18.	
							YEAR TO DATE										
							DIESEL										



P Australia Pty Ltd
 .B.N. 53 004 085 616
 iPO Box 1621
 IELBOURNE VIC 3001

BP Plus Fleet Control Report



Account Enquiries: BP Accounts Receivable Telephone: 1800 225 527

CITY OF COCKBURN
 cccounts Payable (Invoice Only) PO
 37775
 O Box 1215
 IBRA LAKE DC PRIVATE BOXES WA
 965

CITY OF COCKBURN

Account Number: **0050188034** Customer Number: **0115405338**
 Period Starting: **01/12/2023** Period Ending: **31/12/2023**

Page: 8 of 3
 Date: 31/12/202

Card Number Vehicle/Driver	Date	Time	Purchase Location	Site No.	Receipt Number	Customer Reference	Product/Service					Odo meter (km)	KM Span	Litres/100km	Cent /km	
							Description	CPL Price	Litres	Total Exc GST (\$)	GST (\$)					Total Inc GST (\$)
Jost Centre			2407				DIESEL	154.73	259.52	25.96	285.48					
							TOTAL	154.73	259.52	25.96	285.48		443	34.9	64.	
							YEAR TO DATE	728.32	1,327.69	132.77	1,460.46		4301	16.9	34.	
							DIESEL	154.73	259.52	25.96	285.48					
050 15405338 03781 HEJ525 2418 WHITE FORD RANGER UTILITY	04/12/23 11/12/23 20/12/23	12:13:20 10:28:24 17:09:20	BIBRA LAKE BIBRA LAKE BALDIVIS	WA WA WA	7451 7451 7374	034491 035105 057931	ULT DSL	189.96	61.09	105.50	10.55	116.05	94695	683	8.9	17.
							ULT DSL	186.96	59.69	101.45	10.14	111.59	95385	690	8.7	16.
							ULT DSL	181.96	71.12	117.65	11.76	129.41	96144	759	9.4	17.
							DIESEL	191.90	324.60	32.45	357.05					
Jost Centre			2418				TOTAL	191.90	324.60	32.45	357.05		2132	9.0	16.	
							YEAR TO DATE	2,477.13	4,248.48	424.83	4,673.31		26754	9.3	17.	
							DIESEL	191.90	324.60	32.45	357.05					
							TOTAL	191.90	324.60	32.45	357.05		2132	9.0	16.	
050 15405338 03898 HIN859 2438 WHITE FORD RANGER UTILITY	06/12/23 14/12/23 25/12/23 31/12/23	08:06:34 05:14:11 11:56:54 11:52:43	BIBRA LAKE BIBRA LAKE SPEARWOOD MAIDA VALE	WA WA WA WA	7451 7451 6443 6180	034687 035401 010942 006052	ULT DSL	189.96	67.96	117.36	11.74	129.10	56962	714	9.5	18.
							ULT DSL	186.96	68.57	116.55	11.65	128.20	57648	686	10.0	18.
							ULT DSL	180.49	63.22	103.74	10.37	114.11	58323	675	9.4	16.
							ULT DSL	180.49	72.51	118.98	11.90	130.88	59037	714	10.2	18.
Jost Centre			2438				DIESEL	272.26	456.63	45.66	502.29					
							TOTAL	272.26	456.63	45.66	502.29		2789	9.8	18.	
							YEAR TO DATE	2,280.92	3,900.77	390.09	4,290.86		21008	10.9	20.	
							DIESEL	272.26	456.63	45.66	502.29					
050 15405338 03054 GRH938 2457 WHITE FORD RANGER UTILITY	13/12/23	12:39:31	COCKBURN CENTRAL	WA	7395	044911	TOTAL	272.26	456.63	45.66	502.29		2789	9.8	18.	
							YEAR TO DATE	2,280.92	3,900.77	390.09	4,290.86		21008	10.9	20.	
							ULT DSL	186.96	43.68	74.24	7.42	81.66	41595	99	44.1	82.



P Australia Pty Ltd
 .B.N. 53 004 085 616
 iPO Box 1621
 IELBOURNE VIC 3001

BP Plus Fleet Control Report



Account Enquiries: BP Accounts Receivable Telephone: 1800 225 527

CITY OF COCKBURN
 ccunts Payable (Invoice Only) PO
 37775
 O Box 1215
 IBRA LAKE DC PRIVATE BOXES WA
 965

CITY OF COCKBURN

Account Number: **0050188034** Customer Number: **0115405338**
 Period Starting: **01/12/2023** Period Ending: **31/12/2023**

Page: 9 of 3
 Date: 31/12/202

Card Number Vehicle/Driver	Date	Time	Purchase Location	Site No.	Receipt Number	Customer Reference	Product/Service					Odo meter (km)	KM Span	Litres/100km	Cent /km		
							Description	CPL Price	Litres	Total Exc GST (\$)	GST (\$)					Total Inc GST (\$)	
Jost Centre			2457				DIESEL		43.68	74.24	7.42	81.66					
							TOTAL THIS PERIOD		43.68	74.24	7.42	81.66					
							YEAR TO DATE		617.73	1,064.32	106.42	1,170.74		99	44.1	82.	
														4734	13.0	24.	
050 15405338 03120 GTE408 2467 WHITE FORD RANGER UTE	01/12/23 13/12/23 23/12/23	10:10:32 10:00:56 08:55:08	COCKBURN CENTRAL BIBRA LAKE COCKBURN CENTRAL	WA WA WA	7395 7451 7395	007895 035325 008688	DIESEL		43.68	74.24	7.42	81.66					
							TOTAL THIS PERIOD		43.68	74.24	7.42	81.66					
							YEAR TO DATE		617.73	1,064.32	106.42	1,170.74		99	44.1	82.	
														4734	13.0	24.	
Jost Centre			2467				ULT DSL	190.14	69.94	120.89	12.09	132.98	56206	646	10.8	20.	
							ULSD G10	185.90 P	69.99	118.28	11.83	130.11	56900	594	11.8	21.	
							ULT DSL	183.96	68.22	114.09	11.41	125.50	57308	508	13.4	24.	
							DIESEL		208.15	353.26	35.33	388.59					
TOTAL THIS PERIOD		208.15	353.26	35.33	388.59												
YEAR TO DATE		1,897.45	3,236.39	323.62	3,560.01		1748	11.9	22.								
Jost Centre			2467				DIESEL		208.15	353.26	35.33	388.59					
							TOTAL THIS PERIOD		208.15	353.26	35.33	388.59					
							YEAR TO DATE		1,897.45	3,236.39	323.62	3,560.01		1748	11.9	22.	
														14591	13.0	24.	
050 15405338 04375 GRS168 2477 WHITE MITSUBISHI SINGLE CAB	30/11/23 11/12/23 19/12/23	10:09:27 11:07:34 08:50:11	BIBRA LAKE BIBRA LAKE BIBRA LAKE	WA WA WA	7451 7451 7451	034177 008163 035793	ULSD G10	189.14	49.87	85.75	8.57	94.32	77918	396	12.6	23.	
							ULSD G10	185.96	49.61	83.86	8.39	92.25	78330	412	12.0	22.	
							ULSD G10	182.90 P	51.08	84.94	8.49	93.43	78696	366	14.0	25.	
							DIESEL		150.56	254.55	25.45	280.00					
TOTAL THIS PERIOD		150.56	254.55	25.45	280.00												
YEAR TO DATE		288.58	517.88	51.78	569.66		1174	12.8	23.								
Jost Centre			2477				DIESEL		150.56	254.55	25.45	280.00					
							TOTAL THIS PERIOD		150.56	254.55	25.45	280.00					
							YEAR TO DATE		288.58	517.88	51.78	569.66		1174	12.8	23.	
														1942	14.9	29.	
050 15405338 03971 HMI124 2497 WHITE FORD RANGER UTE	12/12/23 20/12/23	14:02:42 13:38:23	BIBRA LAKE BIBRA LAKE	WA WA	7451 7451	008210 035944	ULT DSL	186.96	63.48	107.89	10.79	118.68	29416	601	10.6	19.	
							ULT DSL	183.96	66.70	111.55	11.15	122.70	30137	721	9.3	17.	
							TOTAL THIS PERIOD		186.96	63.48	107.89	10.79	118.68				
							YEAR TO DATE		288.58	517.88	51.78	569.66		1942	14.9	29.	



P Australia Pty Ltd
 .B.N. 53 004 085 616
 iPO Box 1621
 IELBOURNE VIC 3001

BP Plus Fleet Control Report



Account Enquiries: BP Accounts Receivable Telephone: 1800 225 527

CITY OF COCKBURN
 ccunts Payable (Invoice Only) PO
 37775
 O Box 1215
 IBRA LAKE DC PRIVATE BOXES WA
 365

CITY OF COCKBURN

Account Number: **0050188034** Customer Number: **0115405338**
 Period Starting: **01/12/2023** Period Ending: **31/12/2023**

Page: 10 of 3
 Date: 31/12/202

Card Number Vehicle/Driver	Date	Time	Purchase Location	Site No.	Receipt Number	Customer Reference	Product/Service					Odo meter (km)	KM Span	Litres/100km	Cent /km	
							Description	CPL Price	Litres	Total Exc GST (\$)	GST (\$)					Total Inc GST (\$)
Jost Centre			2497				DIESEL	130.18	219.44	21.94	241.38					
							TOTAL THIS PERIOD	130.18	219.44	21.94	241.38		1322	9.8	18.	
							YEAR TO DATE	1,512.27	2,626.74	262.69	2,889.43		12997	11.6	22.	
							DIESEL	130.18	219.44	21.94	241.38					
050 15405338 02494 GGH334 2507 WHITE MAZDA 6 SEDAN	07/12/23 19/12/23	08:14:47 18:17:07	SUCCESS BALDIVIS	WA WA	5992 7374	006816 057813	U/LP UNM	176.04	40.04	64.08	6.41	70.49	114606	601	6.7	11.
							U/LP UNM	157.70	P 46.62	66.84	6.68	73.52	115225	619	7.5	11.
							M/S	86.66	130.92	13.09	144.01					
							TOTAL THIS PERIOD	86.66	130.92	13.09	144.01		1220	7.1	11.	
Jost Centre			2507				YEAR TO DATE	1,714.80	2,705.49	270.56	2,976.05		18407	9.3	16.	
							M/S	86.66	130.92	13.09	144.01					
							TOTAL THIS PERIOD	86.66	130.92	13.09	144.01		1220	7.1	11.	
							YEAR TO DATE	1,714.80	2,705.49	270.56	2,976.05		18407	9.3	16.	
050 15405338 03708 HCC815 2515 WHITE FORD RANGER UTILITY	06/12/23 08/12/23 11/12/23 15/12/23 25/12/23	15:11:04 15:46:38 14:57:07 10:37:31 11:48:04	SUCCESS SUCCESS SUCCESS COCKBURN CENTRAL PIARA WATERS	WA WA WA WA WA	5992 5992 5992 7395 1110	006807 023048 023186 008339 000715	ULT DSL	187.96	38.15	65.19	6.52	71.71	70200			
							ULT DSL	187.96	25.07	42.84	4.28	47.12	777			
							ULT DSL	184.96	30.70	51.62	5.16	56.78	7750			
							ULT DSL	186.96	36.30	61.70	6.17	67.87	17892			
							ULT DSL	182.49	37.03	61.44	6.14	67.58	10161			
							DIESEL	167.25	282.79	28.27	311.06					
							TOTAL THIS PERIOD	167.25	282.79	28.27	311.06					
							YEAR TO DATE	916.30	1,617.46	161.73	1,779.19		5679	16.1	31.	
							DIESEL	167.25	282.79	28.27	311.06					
							TOTAL THIS PERIOD	167.25	282.79	28.27	311.06					
							YEAR TO DATE	916.30	1,617.46	161.73	1,779.19		5679	16.1	31.	
							050 15405338 04110 HPF979 2523 SUZU D-MAX UTILITY	05/12/23	20:28:22	COCKBURN CENTRAL	WA	7395	044467	ULT DSL	189.96	29.92
TOTAL THIS PERIOD	189.96	29.92	51.67	5.17	56.84											



P Australia Pty Ltd
 .B.N. 53 004 085 616
 iPO Box 1621
 IELBOURNE VIC 3001

BP Plus Fleet Control Report



Account Enquiries: BP Accounts Receivable Telephone: 1800 225 527

ITY OF COCKBURN
 ccunts Payable (Invoice Only) PO
 37775
 O Box 1215
 IBRA LAKE DC PRIVATE BOXES WA
 365

CITY OF COCKBURN

Account Number: **0050188034** Customer Number: **0115405338**
 Period Starting: **01/12/2023** Period Ending: **31/12/2023**

Page: 11 of 3
 Date: 31/12/202

Card Number Vehicle/Driver	Date	Time	Purchase Location	Site No.	Receipt Number	Customer Reference	Product/Service					Odo meter (km)	KM Span	Litres/100km	Cent /km	
							Description	CPL Price	Litres	Total Exc GST (\$)	GST (\$)					Total Inc GST (\$)
Jost Centre			2523				DIESEL	29.92	51.67	5.17	56.84					
							TOTAL THIS PERIOD	29.92	51.67	5.17	56.84		208	14.4	27.	
							YEAR TO DATE	77.76	141.53	14.16	155.69		2500	3.1	6.	
							DIESEL	29.92	51.67	5.17	56.84					
Jost Centre			2537				TOTAL THIS PERIOD	29.92	51.67	5.17	56.84		208	14.4	27.	
							YEAR TO DATE	77.76	141.53	14.16	155.69		2500	3.1	6.	
							ULT DSL	189.96	61.20	105.69	10.57	116.26	550037			
							ULT DSL	183.96	59.66	99.77	9.98	109.75	55900			
Jost Centre			2555				ULT DSL	180.49	58.88	96.61	9.66	106.27	560600			
							DIESEL	179.74	302.07	30.21	332.28					
							TOTAL THIS PERIOD	179.74	302.07	30.21	332.28					
							YEAR TO DATE	1,612.31	2,751.57	275.18	3,026.75		15391	10.5	19.	
Jost Centre			2537				DIESEL	179.74	302.07	30.21	332.28					
							TOTAL THIS PERIOD	179.74	302.07	30.21	332.28					
							YEAR TO DATE	1,612.31	2,751.57	275.18	3,026.75		15391	10.5	19.	
							ULT DSL	188.14	43.52	74.44	7.44	81.88	133415	685	6.4	12.
Jost Centre			2555				ULT DSL	184.96	57.21	96.19	9.62	105.81	134534	1119	5.1	9.
							ULT DSL	181.96	45.14	74.67	7.47	82.14	13600			
							DIESEL	145.87	245.30	24.53	269.83					
							TOTAL THIS PERIOD	145.87	245.30	24.53	269.83		1804	8.1	15.	
Jost Centre			2555				YEAR TO DATE	1,349.03	2,328.90	232.91	2,561.81		24784	5.4	10.	
							DIESEL	145.87	245.30	24.53	269.83					
							TOTAL THIS PERIOD	145.87	245.30	24.53	269.83		1804	8.1	15.	
							YEAR TO DATE	1,349.03	2,328.90	232.91	2,561.81		24784	5.4	10.	
Jost Centre			2555				ULT DSL	188.14	71.47	122.24	12.22	134.46	73250	683	10.5	19.
							ULT DSL	189.96	68.34	118.02	11.80	129.82	34000			
							ULT DSL	186.96	66.74	113.44	11.34	124.78	74748			
							ULT DSL	183.96	70.01	117.08	11.71	128.79	75511	763	9.2	16.



P Australia Pty Ltd
 .B.N. 53 004 085 616
 iPO Box 1621
 IELBOURNE VIC 3001

BP Plus Fleet Control Report



Account Enquiries: BP Accounts Receivable Telephone: 1800 225 527

ITY OF COCKBURN
 ccunts Payable (Invoice Only) PO
 37775
 O Box 1215
 IBRA LAKE DC PRIVATE BOXES WA
 365

CITY OF COCKBURN

Account Number: **0050188034** Customer Number: **0115405338**
 Period Starting: **01/12/2023** Period Ending: **31/12/2023**

Page: 12 of 3
 Date: 31/12/202

Card Number Vehicle/Driver	Date	Time	Purchase Location	Site No.	Receipt Number	Customer Reference	Product/Service					Odo meter (km)	KM Span	Litres/100km	Cent /km	
							Description	CPL Price	Litres	Total Exc GST (\$)	GST (\$)					Total Inc GST (\$)
Jost Centre			2565				DIESEL	276.56	470.78	47.07	517.85					
							TOTAL	276.56	470.78	47.07	517.85					
							YEAR TO DATE	2,726.38	4,718.16	471.79	5,189.95		1446	19.1	35.20	
												25211	10.8			
050 15405338 04094 HPP327 2575 WHITE ISUZU D-MAX UTE	30/11/23 08/12/23 15/12/23 23/12/23 30/12/23	10:55:35 10:56:34 11:12:00 10:01:21 14:33:28	BIBRA LAKE BIBRA LAKE BIBRA LAKE BIBRA LAKE BIBRA LAKE	WA WA WA WA WA	7451 7451 7451 7451 7451	034193 034953 035545 036210 008514	ULSD G10	189.14	66.29	113.98	11.40	125.38	26623	551	12.0	22.
							ULSD G10	187.90	64.89	110.85	11.08	121.93	27160	537	12.1	22.
							ULT DSL	186.90	65.04	110.51	11.05	121.56	27860	700	9.3	17.1
							ULSD G10	182.90	63.54	105.65	10.56	116.21	28190	330	19.3	35.
						ULT DSL	182.49	64.44	106.91	10.69	117.60	777				
TOTAL	THIS PERIOD	324.20	547.90	54.78	602.68											
YEAR TO DATE	2,312.36	3,993.51	399.35	4,392.86		2118	15.3	28.29								
						15077	15.3									
Jost Centre			2575				DIESEL	324.20	547.90	54.78	602.68					
							TOTAL	324.20	547.90	54.78	602.68					
							YEAR TO DATE	2,312.36	3,993.51	399.35	4,392.86		2118	15.3	28.29	
												15077	15.3			
050 15405338 04292 HVF574 2618 WHITE VOLKSWAGEN CADDY 'AN	30/11/23 13/12/23	08:20:20 10:02:45	SUCCESS COCKBURN CENTRAL	WA WA	5992 7395	006652 008249	ULT DSL	188.14	49.37	84.44	8.44	92.88	9413	782	6.3	11.
							ULT DSL	186.96	46.66	79.65	7.96	87.61	10225	812	5.8	10.
							DIESEL	96.23	164.09	16.40	180.49					
							TOTAL	THIS PERIOD	96.23	164.09	16.40	180.49				
YEAR TO DATE	585.85	1,002.01	100.20	1,102.21		1594	6.0	11.17								
						6350	9.2									
Jost Centre			2618				DIESEL	96.23	164.09	16.40	180.49					
							TOTAL	96.23	164.09	16.40	180.49					
							YEAR TO DATE	585.85	1,002.01	100.20	1,102.21		1594	6.0	11.17	
												6350	9.2			
050 15405338 04417 GRB219 2626 WHITE MITSUBISHI TRITON UTE	11/12/23 18/12/23 29/12/23	07:12:58 09:47:19 11:15:20	COCKBURN CENTRAL BIBRA LAKE BIBRA LAKE	WA WA WA	7395 7451 7451	008146 008335 036431	ULT DSL	186.96	52.04	88.45	8.84	97.29	38900			
							ULT DSL	183.96	36.32	60.74	6.07	66.81	39100	200	18.2	33.
							ULT DSL	182.49	51.28	85.07	8.51	93.58	39400	300	17.1	31.
							TOTAL	THIS PERIOD	186.96	139.66	15.17	164.09				
YEAR TO DATE	585.85	1,002.01	100.20	1,102.21		1594	6.0	11.17								
						6350	9.2									



P Australia Pty Ltd
 .B.N. 53 004 085 616
 iPO Box 1621
 IELBOURNE VIC 3001

BP Plus Fleet Control Report



Account Enquiries: BP Accounts Receivable Telephone: 1800 225 527

CITY OF COCKBURN
 ccounts Payable (Invoice Only) PO
 37775
 O Box 1215
 IBRA LAKE DC PRIVATE BOXES WA
 365

CITY OF COCKBURN

Account Number: **0050188034** Customer Number: **0115405338**
 Period Starting: **01/12/2023** Period Ending: **31/12/2023**

Page: 13 of 3
 Date: 31/12/202

Card Number Vehicle/Driver	Date	Time	Purchase Location	Site No.	Receipt Number	Customer Reference	Product/Service					Odo meter (km)	KM Span	Litres/100km	Cent /km	
							Description	CPL Price	Litres	Total Exc GST (\$)	GST (\$)					Total Inc GST (\$)
Jost Centre 050 15405338 04029 HOA671 2646 WHITE MITSUBISHI TRITON	10/12/23 21/12/23	10:08:48 16:45:18	SOUTH PERTH PARMELIA	WA WA	6192 6178	012924 020930	DIESEL	139.64	234.26	23.42	257.68					
							TOTAL	139.64	234.26	23.42	257.68		500	27.9	51.	
							YEAR TO DATE	250.74	431.54	43.15	474.69		500	50.1	94.	
							DIESEL	139.64	234.26	23.42	257.68					
TOTAL	139.64	234.26	23.42	257.68		500	27.9	51.								
YEAR TO DATE	1,191.63	2,032.47	203.24	2,235.71		5090	23.4	43.								
Jost Centre 050 15405338 04037 HOQ717 2656 ORD RANGER XL SC	05/12/23 12/12/23 19/12/23 28/12/23	10:08:45 07:05:02 13:25:22 09:00:03	COCKBURN CENTRAL COCKBURN CENTRAL COCKBURN CENTRAL COCKBURN CENTRAL	WA WA WA WA	7395 7395 7395 7395	044437 044828 045171 008796	ULT DSL	187.96	64.47	110.16	11.02	121.18	33271	671	9.6	18.
							ULT DSL	181.96	57.90	95.77	9.58	105.35	33877	606	9.6	17.
							DIESEL	122.37	205.93	20.60	226.53					
							TOTAL	122.37	205.93	20.60	226.53		1277	9.6	17.	
YEAR TO DATE	1,628.72	2,785.37	278.55	3,063.92		16546	9.8	18.								
Jost Centre 050 15405338 03914 HIN742 2667 WHITE MITSUBISHI TRITON UTE	12/12/23 20/12/23	06:13:38 07:17:49	SUCCESS BIBRA LAKE	WA WA	5992 7451	006911 035890	DIESEL	122.37	205.93	20.60	226.53					
							TOTAL	122.37	205.93	20.60	226.53		1277	9.6	17.	
							YEAR TO DATE	1,628.72	2,785.37	278.55	3,063.92		16546	9.8	18.	
							ULT DSL	189.96	73.71	127.29	12.73	140.02	31312	553	13.3	25.
ULT DSL	186.96	74.93	127.35	12.74	140.09	31878	566	13.2	24.							
ULT DSL	183.96	74.82	125.13	12.51	137.64	32420	542	13.8	25.							
ULT DSL	182.49	73.73	122.32	12.23	134.55	32964	544	13.6	24.							
DIESEL	297.19	502.09	50.21	552.30												
TOTAL	297.19	502.09	50.21	552.30		2205	13.5	25.								
YEAR TO DATE	2,662.23	4,627.74	462.78	5,090.52		16138	16.5	31.								
Jost Centre 050 15405338 03914 HIN742 2667 WHITE MITSUBISHI TRITON UTE	12/12/23 20/12/23	06:13:38 07:17:49	SUCCESS BIBRA LAKE	WA WA	5992 7451	006911 035890	DIESEL	297.19	502.09	50.21	552.30					
							TOTAL	297.19	502.09	50.21	552.30		2205	13.5	25.	
							YEAR TO DATE	2,662.23	4,627.74	462.78	5,090.52		16138	16.5	31.	
							ULT DSL	184.96	62.63	105.31	10.53	115.84	48900	491	12.8	23.
ULT DSL	183.96	60.71	101.53	10.15	111.68	49394	494	12.3	22.							



P Australia Pty Ltd
 .B.N. 53 004 085 616
 iPO Box 1621
 IELBOURNE VIC 3001

BP Plus Fleet Control Report



Account Enquiries: BP Accounts Receivable Telephone: 1800 225 527

ITY OF COCKBURN
 ccounts Payable (Invoice Only) PO
 37775
 O Box 1215
 IBRA LAKE DC PRIVATE BOXES WA
 965

CITY OF COCKBURN

Account Number: **0050188034** Customer Number: **0115405338**
 Period Starting: **01/12/2023** Period Ending: **31/12/2023**

Page: 14 of 3
 Date: 31/12/2023

Card Number Vehicle/Driver	Date	Time	Purchase Location	Site No.	Receipt Number	Customer Reference	Product/Service					Odo meter (km)	KM Span	Litres/100km	Cent /km	
							Description	CPL Price	Litres	Total Exc GST (\$)	GST (\$)					Total Inc GST (\$)
Post Centre			2667				DIESEL	123.34	206.84	20.68	227.52					
							TOTAL THIS PERIOD	123.34	206.84	20.68	227.52		985	12.5	23.	
							YEAR TO DATE	2,426.91	4,183.61	418.34	4,601.95		19794	12.3	23.	
							DIESEL	123.34	206.84	20.68	227.52					
							TOTAL THIS PERIOD	123.34	206.84	20.68	227.52		985	12.5	23.	
							YEAR TO DATE	2,426.91	4,183.61	418.34	4,601.95		19794	12.3	23.	
Post Centre			2677				ULT DSL	189.96	54.61	94.31	9.43	53938	444	12.3	23.	
							ULT DSL	186.96	53.06	90.18	9.02	103.74	54334	396	13.4	25.
							ULT DSL	183.96	53.25	89.05	8.91	97.96	54728	394	13.5	24.
							ULT DSL	182.49	46.48	77.11	7.71	84.82	55074	346	13.4	24.
							DIESEL	207.40	350.65	35.07	385.72					
							TOTAL THIS PERIOD	207.40	350.65	35.07	385.72		1580	13.1	24.	
YEAR TO DATE	2,383.34	4,112.20	411.23	4,523.43		17475	13.6	25.								
Post Centre			2706				DIESEL	207.40	350.65	35.07	385.72					
							TOTAL THIS PERIOD	207.40	350.65	35.07	385.72		1580	13.1	24.	
							YEAR TO DATE	2,383.34	4,112.20	411.23	4,523.43		17475	13.6	25.	
							ULSD G10	188.96	69.12	118.74	11.87	130.61	46385	556	12.4	23.
							ULSD G10	185.96	62.28	105.28	10.53	115.81	46807	422	14.8	27.
							ULSD G10	182.90 P	61.34	101.99	10.20	112.19	47387	580	10.6	19.
DIESEL	192.74	326.01	32.60	358.61												
TOTAL THIS PERIOD	192.74	326.01	32.60	358.61		1558	12.4	23.								
YEAR TO DATE	333.17	575.51	57.55	633.06		2206	15.1	28.								
Post Centre			2706				DIESEL	192.74	326.01	32.60	358.61					
							TOTAL THIS PERIOD	192.74	326.01	32.60	358.61		1558	12.4	23.	
							YEAR TO DATE	2,190.66	3,746.17	374.62	4,120.79		14970	14.6	27.	
							ULSD G10	185.96	121.00	204.55	20.46	225.01	777			
							ULSD G10	185.96	39.28	66.40	6.64	73.04	777			
							ULT DSL	181.96	93.06	153.94	15.39	169.33	33978			
ULSD G10	182.96	77.36	128.67	12.87	141.54	34003	25	309.4	566.							
ULSD G10	181.49	55.23	91.13	9.11	100.24	34060	57	96.9	175.							



P Australia Pty Ltd
 .B.N. 53 004 085 616
 iPO Box 1621
 IELBOURNE VIC 3001

BP Plus Fleet Control Report



Account Enquiries: BP Accounts Receivable Telephone: 1800 225 527

ITY OF COCKBURN
 ccunts Payable (Invoice Only) PO
 37775
 O Box 1215
 IBRA LAKE DC PRIVATE BOXES WA
 965

CITY OF COCKBURN

Account Number: **0050188034** Customer Number: **0115405338**
 Period Starting: **01/12/2023** Period Ending: **31/12/2023**

Page: 15 of 3
 Date: 31/12/202

Card Number Vehicle/Driver	Date	Time	Purchase Location	Site No.	Receipt Number	Customer Reference	Product/Service					Odo meter (km)	KM Span	Litres/100km	Cent /km	
							Description	CPL Price	Litres	Total Exc GST (\$)	GST (\$)					Total Inc GST (\$)
							DIESEL	385.93	644.69	64.47	709.16					
							TOTAL THIS PERIOD	385.93	644.69	64.47	709.16		82	470.6	864.	
							YEAR TO DATE	2,959.05	5,170.83	517.07	5,687.90		7266	40.7	78.	
ost Centre			2723				DIESEL	385.93	644.69	64.47	709.16					
							TOTAL THIS PERIOD	385.93	644.69	64.47	709.16		82	470.6	864.	
							YEAR TO DATE	2,959.05	5,170.83	517.07	5,687.90		7266	40.7	78.	
050 15405338 04458 IAN072 2737 WHITE FORD RANGER	06/12/23 15/12/23 21/12/23	15:25:14 14:49:09 16:17:57	BIBRA LAKE WA ARMADALE WA COCKBURN CENTRAL WA	7451 1803 7395	034753 025190 045284		ULSD G10 ULT DSL ULT DSL DIESEL	188.96 184.96 183.96 173.53	68.32 36.66 68.55 293.65	117.36 61.65 114.64 29.36	11.74 6.16 11.46 29.36	129.10 67.81 126.10 323.01	777 1409 1727	318	21.6	39.
							TOTAL THIS PERIOD	173.53	293.65	29.36	323.01		318	54.6	101.	
							YEAR TO DATE	173.53	293.65	29.36	323.01		318	54.6	101.	
ost Centre			2737				DIESEL	173.53	293.65	29.36	323.01					
							TOTAL THIS PERIOD	173.53	293.65	29.36	323.01		318	54.6	101.	
							YEAR TO DATE	173.53	293.65	29.36	323.01		318	54.6	101.	
050 15405338 01454 EZY791 2753 OYOTA LANDCRUISER UTILITY	07/12/23 09/12/23 16/12/23 19/12/23 22/12/23 22/12/23 22/12/23 22/12/23 23/12/23 24/12/23 24/12/23 24/12/23 26/12/23 26/12/23 27/12/23	16:55:11 06:01:45 09:52:48 19:33:51 05:45:53 05:46:21 20:52:07 20:56:00 09:55:48 01:54:41 01:55:20 19:50:01 19:51:58 15:58:56	COCKBURN CENTRAL WA SUCCESS WA COCKBURN CENTRAL WA COCKBURN CENTRAL WA COCKBURN CENTRAL WA COCKBURN CENTRAL WA COCKBURN CENTRAL WA COCKBURN CENTRAL WA BALDIVIS WA BALDIVIS WA BALDIVIS WA COCKBURN CENTRAL WA COCKBURN CENTRAL WA COCKBURN CENTRAL WA	7395 5992 7395 7395 7395 7395 7395 7395 7374 7375 7375 7395 7395 7395	044594 023067 045040 045190 045308 045309 008675 008676 054546 101647 101648 045432 045433 008782		ULT DSL ULP UNM ULT DSL ULP UNM ULT DSL ULT DSL BP ULT UNM ULT DSL ULT DSL ULP UNM ULT DSL ULP UNM ULT DSL ULP UNM BALDIVIS BALDIVIS BALDIVIS COCKBURN CENTRAL COCKBURN CENTRAL COCKBURN CENTRAL ULT DSL ULP UNM ULT DSL	189.96 178.04 187.96 176.04 186.96 183.96 183.55 183.96 183.96 170.84 183.96 170.84 183.96 170.84 168.70 P 168.70 P 181.96 182.49 167.70 P 182.49	15.28 3.08 14.54 3.31 16.69 20.08 7.03 37.91 39.12 4.41 18.12 3.95 4.17 1.70 4.17 2.61 49.71 48.30 2.79 15.58	26.39 4.98 24.85 5.30 28.36 33.58 11.73 6.34 65.43 6.85 30.30 6.14 6.39 2.61 82.23 80.13 4.25 25.85	2.64 0.50 2.48 0.53 2.84 3.36 1.17 6.34 6.54 6.85 3.03 0.61 0.64 0.26 8.22 8.01 4.68 2.58	29.03 5.48 27.33 5.83 31.20 36.94 12.90 69.74 71.97 7.53 33.33 6.75 7.03 2.87 7777 88.14 25882 4.68 28.43	24860 24929 777 4601 777 777 25291 25291 27822 777 2531 25882 25882 25905	69 2531 23	21.1 0.2 67.7	39. 0. 123.



P Australia Pty Ltd
 .B.N. 53 004 085 616
 iPO Box 1621
 IELBOURNE VIC 3001

BP Plus Fleet Control Report



Account Enquiries: BP Accounts Receivable Telephone: 1800 225 527

ITY OF COCKBURN
 ccounts Payable (Invoice Only) PO
 37775
 O Box 1215
 IBRA LAKE DC PRIVATE BOXES WA
 965

CITY OF COCKBURN

Account Number: **0050188034** Customer Number: **0115405338**
 Period Starting: **01/12/2023** Period Ending: **31/12/2023**

Page: 16 of 3
 Date: 31/12/202

Card Number Vehicle/Driver	Date	Time	Purchase Location	Site No.	Receipt Number	Customer Reference	Product/Service					Odo meter (km)	KM Span	Litres/100km	Cent /km	
							Description	CPL Price	Litres	Total Exc GST (\$)	GST (\$)					Total Inc GST (\$)
lost Centre 050 15405338 04151 HRR422 2766 WHITE FORD RANGER UTE	05/12/23	07:32:41	BIBRA LAKE	WA	7451	034567	DIESEL		275.33	460.52	46.04	506.56				
							M/S		30.44	48.25	4.82	53.07				
							TOTAL	THIS PERIOD	305.77	508.77	50.86	559.63		2623	11.7	21.
							YEAR TO DATE	963.80	1,694.86	169.45	1,864.31		2941	32.8	63.	
lost Centre 050 15405338 03492 GYK722 2777 WHITE ISUZU D-MAX UTILITY	01/12/23 07/12/23 10/12/23	17:09:45 12:52:37 17:32:44	BIBRA LAKE BIBRA LAKE BIBRA LAKE	WA WA WA	7451 7451 7451	034346 034845 035068	ULT DSL	189.96	53.13	91.75	9.18	100.93	13710	610	8.7	16.
							DIESEL		53.13	91.75	9.18	100.93				
							TOTAL	THIS PERIOD	53.13	91.75	9.18	100.93		610	8.7	16.
							YEAR TO DATE	955.14	1,639.46	163.95	1,803.41		10936	8.7	16.	
lost Centre 050 15405338 04193 HRS629 2784 OYOTA LCRUSR - WHITE	09/12/23 16/12/23 22/12/23 22/12/23 24/12/23	06:04:22 11:51:39 09:49:12 19:15:32 05:27:16	SUCCESS COCKBURN CENTRAL NAVAL BASE SUCCESS BALDIVIS	WA WA WA WA WA	5992 7395 7770 5992 7375	023068 045045 017884 023832 101652	ULT DSL	187.96	34.53	59.00	5.90	64.90	777			
							ULT DSL	186.96	56.08	95.32	9.53	104.85	4060			
							ULT DSL	181.96	69.50	114.96	11.50	126.46	777			
							ULT DSL	181.96	22.89	37.86	3.79	41.65	4375			
TOTAL	THIS PERIOD	106.31	182.42	18.24	200.66		7401	15.6	28.							
YEAR TO DATE	1,150.98	1,926.40	192.63	2,119.03		7401	15.6	28.								



P Australia Pty Ltd
 .B.N. 53 004 085 616
 iPO Box 1621
 IELBOURNE VIC 3001

BP Plus Fleet Control Report



Account Enquiries: BP Accounts Receivable Telephone: 1800 225 527

ITY OF COCKBURN
 ccounts Payable (Invoice Only) PO
 37775
 O Box 1215
 IBRA LAKE DC PRIVATE BOXES WA
 365

CITY OF COCKBURN

Account Number: **0050188034** Customer Number: **0115405338**
 Period Starting: **01/12/2023** Period Ending: **31/12/2023**

Page: 17 of 3
 Date: 31/12/202

Card Number Vehicle/Driver	Date	Time	Purchase Location	Site No.	Receipt Number	Customer Reference	Product/Service					Odo meter (km)	KM Span	Litres/100km	Cent /km	
							Description	CPL Price	Litres	Total Exc GST (\$)	GST (\$)					Total Inc GST (\$)
ost Centre 050 15405338 03872 HIN860 2797 WHITE FORD RANGER UTE	29/12/23	11:36:04	COCKBURN CENTRAL	WA	7395	045525	ULT DSL	182.49	40.41	67.05	6.70	73.75	5056	330	12.2	22.
							DIESEL		297.95	497.49	49.75	547.24				
							TOTAL	THIS PERIOD	297.95	497.49	49.75	547.24				
							YEAR TO DATE		865.96	1,506.75	150.68	1,657.43				
								DIESEL		297.95	497.49	49.75				
TOTAL	THIS PERIOD	297.95	497.49	49.75	547.24			681	43.8	80.						
	YEAR TO DATE		865.96	1,506.75	150.68	1,657.43			2340	37.0	70.					
ost Centre 050 15405338 03864 HFX818 2808 BLUE NISSAN X-TRAIL	13/12/23 22/12/23	08:44:44 12:32:24	BIBRA LAKE SUCCESS	WA WA	7451 5992	035316 023820	ULT DSL	186.96	70.45	119.74	11.97	131.71	48503 49002	741 499	9.5 9.7	17. 17.
							ULT DSL	181.96	48.53	80.28	8.03	88.31				
							DIESEL		118.98	200.02	20.00	220.02				
							TOTAL	THIS PERIOD	118.98	200.02	20.00	220.02				
							YEAR TO DATE		1,808.28	3,099.90	309.97	3,409.87				
	DIESEL		118.98	200.02	20.00	220.02			1240	9.6	17.					
TOTAL	THIS PERIOD	118.98	200.02	20.00	220.02			1240	9.6	17.						
	YEAR TO DATE		1,808.28	3,099.90	309.97	3,409.87			16454	11.0	20.					
ost Centre 050 15405338 03864 HFX818 2808 BLUE NISSAN X-TRAIL	07/12/23 22/12/23	16:26:40 13:39:48	BIBRA LAKE HUNTINGDALE	WA WA	7451 6117	034864 071834	ULP UNM	178.04	40.30	65.23	6.52	71.75	48922 49494	434 572	9.3 8.9	16. 15.
							ULP UNM	168.84	51.00	78.28	7.83	86.11				
							M/S		91.30	143.51	14.35	157.86				
							TOTAL	THIS PERIOD	91.30	143.51	14.35	157.86				
							YEAR TO DATE		1,189.56	1,894.41	189.44	2,083.85				
	M/S		91.30	143.51	14.35	157.86			1006	9.1	15.					
TOTAL	THIS PERIOD	91.30	143.51	14.35	157.86			1006	9.1	15.						
	YEAR TO DATE		1,189.56	1,894.41	189.44	2,083.85			10783	11.0	19.					
ost Centre 050 15405338 03567 GYU017 2836 TOYOTA CAMRY SEDAN	07/12/23 18/12/23	17:02:52 17:32:59	BIBRA LAKE BIBRA LAKE	WA WA	7451 7451	034869 035727	BP ULT UNM	191.07	29.89	51.92	5.19	57.11	65459 6652	634	4.7	9.
							BP ULT UNM	183.55	34.30	57.24	5.72	62.96				
							TOTAL	THIS PERIOD	191.07	29.89	51.92	5.19				
	YEAR TO DATE		1,189.56	1,894.41	189.44	2,083.85			10783	11.0	19.					



P Australia Pty Ltd
 .B.N. 53 004 085 616
 iPO Box 1621
 IELBOURNE VIC 3001

BP Plus Fleet Control Report



Account Enquiries: BP Accounts Receivable Telephone: 1800 225 527

CITY OF COCKBURN
 ccunts Payable (Invoice Only) PO
 37775
 O Box 1215
 IBRA LAKE DC PRIVATE BOXES WA
 965

CITY OF COCKBURN

Account Number: **0050188034** Customer Number: **0115405338**
 Period Starting: **01/12/2023** Period Ending: **31/12/2023**

Page: 18 of 3
 Date: 31/12/202

Card Number Vehicle/Driver	Date	Time	Purchase Location	Site No.	Receipt Number	Customer Reference	Product/Service					Odo meter (km)	KM Span	Litres/100km	Cent /km	
							Description	CPL Price	Litres	Total Exc GST (\$)	GST (\$)					Total Inc GST (\$)
Jost Centre 050 15405338 04060 HNM845 2857 WHITE ISUZU D-MAX UTE	05/12/23 21/12/23	17:18:31 12:57:52	BIBRA LAKE BIBRA LAKE	WA WA	7451 7451	034638 036046	M/S		64.19	109.16	10.91	120.07				
							TOTAL	THIS PERIOD	64.19	109.16	10.91	120.07		634	10.1	18.
							YEAR TO DATE	794.17	1,360.66	136.06	1,496.72		12107	6.6	12.	
							M/S		64.19	109.16	10.91	120.07				
							TOTAL	THIS PERIOD	64.19	109.16	10.91	120.07		634	10.1	18.
							YEAR TO DATE	794.17	1,360.66	136.06	1,496.72		12107	6.6	12.	
Jost Centre 050 15405338 04128 HPR483 2867 WHITE ISUZU DMAX UTILITY	07/12/23 28/12/23	11:59:06 10:18:14	COCKBURN CENTRAL BIBRA LAKE	WA WA	7395 7451	044577 036376	ULT DSL	189.96	60.69	104.81	10.48	115.29	2500			
							ULT DSL	183.96	54.72	91.51	9.15	100.66	20985			
							DIESEL		115.41	196.32	19.63	215.95				
							TOTAL	THIS PERIOD	115.41	196.32	19.63	215.95				
							YEAR TO DATE	1,312.92	2,229.86	222.97	2,452.83		8329	15.8	29.	
							DIESEL		115.41	196.32	19.63	215.95				
TOTAL	THIS PERIOD	115.41	196.32	19.63	215.95											
YEAR TO DATE	1,312.92	2,229.86	222.97	2,452.83		8329	15.8	29.								
Jost Centre 050 15405338 04011 HJU694 2877 WHITE ISUZU D-MAX UTILITY	05/12/23 10/12/23 28/12/23	16:04:53 16:59:46 10:56:24	BIBRA LAKE BIBRA LAKE SUCCESS	WA WA WA	7451 7451 5992	034632 035062 024031	ULSD G10	188.96	52.36	89.95	8.99	98.94	35258	446	11.7	22.
							ULSD G10	181.49	62.64	103.35	10.34	113.69	5033	471	12.3	23.
							DIESEL		120.42	203.13	20.32	223.45	5698	665	9.4	17.
							TOTAL	THIS PERIOD	120.42	203.13	20.32	223.45		1136	10.6	19.
							YEAR TO DATE	501.45	863.58	86.37	949.95		4860	10.3	19.	
							DIESEL		120.42	203.13	20.32	223.45				
TOTAL	THIS PERIOD	120.42	203.13	20.32	223.45		1136	10.6	19.							
YEAR TO DATE	501.45	863.58	86.37	949.95		4860	10.3	19.								
ULSD G10	189.96	29.78	51.43	5.14	56.57	35503	245	12.2	22.							
ULSD G10	180.49	68.34	112.14	11.21	123.35	31087										



P Australia Pty Ltd
 .B.N. 53 004 085 616
 iPO Box 1621
 IELBOURNE VIC 3001

BP Plus Fleet Control Report



Account Enquiries: BP Accounts Receivable Telephone: 1800 225 527

ITY OF COCKBURN
 ccounts Payable (Invoice Only) PO
 37775
 O Box 1215
 IBRA LAKE DC PRIVATE BOXES WA
 965

CITY OF COCKBURN

Account Number: **0050188034** Customer Number: **0115405338**
 Period Starting: **01/12/2023** Period Ending: **31/12/2023**

Page: 19 of 3
 Date: 31/12/202

Card Number Vehicle/Driver	Date	Time	Purchase Location	Site No.	Receipt Number	Customer Reference	Product/Service					Odo meter (km)	KM Span	Litres/100km	Cent /km	
							Description	CPL Price	Litres	Total Exc GST (\$)	GST (\$)					Total Inc GST (\$)
ost Centre 050 15405338 02486 GEH032 2883 WHITE ISUZU FIRE TRUCK			PIARA WATERS COCKBURN CENTRAL SUCCESS COCKBURN CENTRAL SUCCESS MANDURAH BALDIVIS COCKBURN CENTRAL	WA WA WA WA WA WA WA WA	1110 7395 5992 7395 5992 7778 7375 7395	004850 044355 022926 044669 023801 027079 101643 045526	DIESEL	150.48	253.52	25.34	278.86					
							TOTAL	150.48	253.52	25.34	278.86		691	21.8	40.	
							YEAR TO DATE	1,490.39	2,574.04	257.41	2,831.45		8553	17.4	33.	
							DIESEL	150.48	253.52	25.34	278.86					
							TOTAL	150.48	253.52	25.34	278.86		691	21.8	40.	
							YEAR TO DATE	1,490.39	2,574.04	257.41	2,831.45		8553	17.4	33.	
							ULT DSL	190.14	37.22	64.34	6.43	70.77	21250			
							ULSD G10	188.96	22.50	38.65	3.87	42.52	20920			
							ULT DSL	187.96	41.76	71.35	7.14	78.49	20967	47	88.9	167.
							ULSD G10	188.96	68.18	117.12	11.71	128.83	21080	113	60.3	114.
ULT DSL	181.96	45.70	75.60	7.56	83.16	21164	84	54.4	99.							
ULT DSL	181.96	115.06	190.33	19.03	209.36	21404	240	47.9	87.							
ULSD G10	180.96	123.20	202.67	20.27	222.94	21665	261	47.2	85.							
ULSD G10	181.49	69.20	114.17	11.42	125.59	21859	194	35.7	64.							
DIESEL	522.82	874.23	87.43	961.66												
TOTAL	522.82	874.23	87.43	961.66		939	55.7	102.								
YEAR TO DATE	2,508.74	4,349.22	434.96	4,784.18		2516	99.7	190.								
ost Centre 050 15405338 03096 GSG891 2896 WHITE FORD RANGER UTE	13/12/23	14:26:33	SOUTH FREMANTLE	WA	9802	017891	DIESEL	522.82	874.23	87.43	961.66					
							TOTAL	522.82	874.23	87.43	961.66		939	55.7	102.	
							YEAR TO DATE	2,508.74	4,349.22	434.96	4,784.18		2516	99.7	190.	
							ULT DSL	184.96	72.42	121.77	12.18	133.95	777			
DIESEL	72.42	121.77	12.18	133.95												
TOTAL	72.42	121.77	12.18	133.95												
YEAR TO DATE	2,703.37	4,586.72	458.66	5,045.38		17608	15.4	28.								
ost Centre 050 15405338 03658 HAO880 2913	01/12/23 08/12/23	08:46:29 08:38:24	BIBRA LAKE BIBRA LAKE	WA WA	7451 7451	034284 034938	DIESEL	72.42	121.77	12.18	133.95					
							TOTAL	72.42	121.77	12.18	133.95					
							YEAR TO DATE	2,703.37	4,586.72	458.66	5,045.38		17608	15.4	28.	
							ULT DSL	190.14	43.86	75.81	7.58	83.39	33329	300	14.6	27.
ULT DSL	189.96	43.85	75.73	7.57	83.30	33635	306	14.3	27.							



P Australia Pty Ltd
 .B.N. 53 004 085 616
 iPO Box 1621
 IELBOURNE VIC 3001

BP Plus Fleet Control Report



Account Enquiries: BP Accounts Receivable Telephone: 1800 225 527

ITY OF COCKBURN
 ccounts Payable (Invoice Only) PO
 37775
 O Box 1215
 IBRA LAKE DC PRIVATE BOXES WA
 365

CITY OF COCKBURN

Account Number: **0050188034** Customer Number: **0115405338**
 Period Starting: **01/12/2023** Period Ending: **31/12/2023**

Page: 20 of 3
 Date: 31/12/202

Card Number Vehicle/Driver	Date	Time	Purchase Location	Site No.	Receipt Number	Customer Reference	Product/Service					Odo meter (km)	KM Span	Litres/100km	Cent /km		
							Description	CPL Price	Litres	Total Exc GST (\$)	GST (\$)					Total Inc GST (\$)	
WHITE MERCEDES SPRINTER IUS	13/12/23	14:52:13	BIBRA LAKE	WA 7451	035374		ULT DSL	186.96	35.25	59.91	5.99	65.90	33900	265	13.3	24.	
	21/12/23	09:24:51	BIBRA LAKE	WA 7451	008428		ULT DSL	183.96	36.33	60.75	6.08	66.83	34164	264	13.8	25.	
							DIESEL		159.29	272.20	27.22	299.42					
							TOTAL		159.29	272.20	27.22	299.42		1135	14.0	26.	
							YEAR TO DATE		1,290.21	2,209.24	220.93	2,430.17		8137	15.9	29.	
Post Centre			2913				DIESEL		159.29	272.20	27.22	299.42					
							TOTAL		159.29	272.20	27.22	299.42		1135	14.0	26.	
							YEAR TO DATE		1,290.21	2,209.24	220.93	2,430.17		8137	15.9	29.	
	050 15405338 03666 GCX392 2943 WHITE MITSUBISHI ROSA BUS	01/12/23	07:39:10	BIBRA LAKE	WA 7451	034268		ULT DSL	190.14	52.11	90.07	9.01	99.08	119119	215	24.2	46.
		11/12/23	09:02:46	SPEARWOOD	WA 6443	010439		ULT DSL	184.96	57.79	97.17	9.72	106.89	119391	272	21.2	39.
12/12/23		15:25:56	SOUTH FREMANTLE	WA 9802	017868		ULT DSL	184.96	41.23	69.33	6.93	76.26	119580	189	21.8	40.	
							DIESEL		151.13	256.57	25.66	282.23					
							TOTAL		151.13	256.57	25.66	282.23		676	22.4	41.	
Post Centre			2943				YEAR TO DATE		1,901.24	3,243.21	324.30	3,567.51		8862	21.5	40.	
							DIESEL		151.13	256.57	25.66	282.23					
							TOTAL		151.13	256.57	25.66	282.23		676	22.4	41.	
							YEAR TO DATE		1,901.24	3,243.21	324.30	3,567.51		8862	21.5	40.	
	050 15405338 03930 GWT630 2965 WHITE MITSUBISHI TRITON UTE	30/11/23	17:10:55	BALDIVIS	WA 7374	000279		ULT DSL	188.14	59.17	101.20	10.12	111.32	131719	487	11.5	21.
05/12/23		17:05:21	BALDIVIS	WA 7374	056292		ULT DSL	187.96	55.89	95.50	9.55	105.05	132206	472	11.9	22.	
10/12/23		11:57:30	BALDIVIS	WA 7374	056805		ULT DSL	187.96	55.95	95.60	9.56	105.16	132678	472	11.9	22.	
16/12/23		17:18:49	BALDIVIS	WA 7374	057501		ULT DSL	184.96	53.74	90.36	9.04	99.40	133147	469	11.5	21.	
21/12/23		07:41:14	NAVAL BASE	WA 7770	017862		ULT DSL	181.96	59.39	98.25	9.82	108.07	133635	488	12.2	22.	
28/12/23		07:21:28	BALDIVIS	WA 7375	025834		ULT DSL	180.49	65.01	106.67	10.67	117.34	134215	580	11.2	20.	
							DIESEL		349.15	587.58	58.76	646.34					
							TOTAL		349.15	587.58	58.76	646.34		2496	14.0	25.	
							YEAR TO DATE		3,499.52	5,971.80	597.14	6,568.94		26980	13.0	24.	
							DIESEL		349.15	587.58	58.76	646.34					
050 15405338 03740 HCL935 4255	30/11/23	09:45:04	BIBRA LAKE	WA 7451	034171		ULT DSL	190.14	70.39	121.67	12.17	133.84	53218	637	11.1	21.	
	18/12/23	09:28:02	NAVAL BASE	WA 7770	017779		ULT DSL	181.96	69.72	115.33	11.53	126.86	53854	636	11.0	19.	
							TOTAL		349.15	587.58	58.76	646.34		2496	14.0	25.	



P Australia Pty Ltd
 .B.N. 53 004 085 616
 iPO Box 1621
 IELBOURNE VIC 3001

BP Plus Fleet Control Report



Account Enquiries: BP Accounts Receivable Telephone: 1800 225 527

ITY OF COCKBURN
 ccounts Payable (Invoice Only) PO
 37775
 O Box 1215
 IBRA LAKE DC PRIVATE BOXES WA
 965

CITY OF COCKBURN

Account Number: **0050188034** Customer Number: **0115405338**
 Period Starting: **01/12/2023** Period Ending: **31/12/2023**

Page: 21 of 3
 Date: 31/12/202

Card Number Vehicle/Driver	Date	Time	Purchase Location	Site No.	Receipt Number	Customer Reference	Product/Service					Odo meter (km)	KM Span	Litres/100km	Cent /km		
							Description	CPL Price	Litres	Total Exc GST (\$)	GST (\$)					Total Inc GST (\$)	
WHITE FORD RANGER UTILITY							DIESEL	140.11	237.00	23.70	260.70						
							TOTAL	THIS PERIOD	140.11	237.00	23.70	260.70			1273	11.0	20.
							YEAR TO DATE	1,560.71	2,701.72	270.17	2,971.89			6428	24.3	46.	
ost Centre			4265				DIESEL	140.11	237.00	23.70	260.70						
							TOTAL	THIS PERIOD	140.11	237.00	23.70	260.70			1273	11.0	20.
							YEAR TO DATE	1,560.71	2,701.72	270.17	2,971.89			6428	24.3	46.	
050 15405338 04367 GLP881 4264 ILVER FORD FOCUS HATCH	13/12/23	07:40:41	BIBRA LAKE	WA	7451	035303	ULP UNM	174.98	36.52	58.09	5.81	63.90	777				
							M/S		36.52	58.09	5.81	63.90					
							TOTAL	THIS PERIOD	36.52	58.09	5.81	63.90					
							YEAR TO DATE	330.37	553.78	55.38	609.16			2074	15.9	29.	
ost Centre			4264				M/S		36.52	58.09	5.81	63.90					
							TOTAL	THIS PERIOD	36.52	58.09	5.81	63.90					
							YEAR TO DATE	956.43	1,513.89	151.40	1,665.29			7653	12.5	21.	
050 15405338 03906 HG1138 4294 WHITE MITSUBISHI TRITON UTE	13/12/23	09:03:23 06:43:31	BIBRA LAKE	WA	7451	035319	ULT DSL	186.96	55.98	95.15	9.51	104.66	92695	535	10.5		
							ULT DSL	182.49	48.18	79.93	7.99	87.92	93182	487	9.9	18.	
							DIESEL		104.16	175.08	17.50	192.58					
							TOTAL	THIS PERIOD	104.16	175.08	17.50	192.58			1022	10.2	18.
ost Centre			4294				YEAR TO DATE	1,468.11	2,508.63	250.83	2,759.46			13895	10.6	19.	
							DIESEL		104.16	175.08	17.50	192.58					
							TOTAL	THIS PERIOD	104.16	175.08	17.50	192.58			1022	10.2	18.
050 15405338 02866 GNL074 5043 WHITE KIA SPORTAGE WAGON	04/12/23	07:31:31	SPEARWOOD	WA	6443	010200	ULT DSL	187.96	48.33	82.58	8.26	90.84	110667	617	7.8		
							ULT DSL	184.96	52.83	88.83	8.88	97.71	111311	644	8.2	15.	
							TOTAL	THIS PERIOD	104.16	175.08	17.50	192.58			1022	10.2	18.
ost Centre			4294				YEAR TO DATE	1,468.11	2,508.63	250.83	2,759.46			13895	10.6	19.	
							DIESEL		104.16	175.08	17.50	192.58					
							TOTAL	THIS PERIOD	104.16	175.08	17.50	192.58			1022	10.2	18.



P Australia Pty Ltd
 .B.N. 53 004 085 616
 iPO Box 1621
 IELBOURNE VIC 3001

BP Plus Fleet Control Report



Account Enquiries: BP Accounts Receivable Telephone: 1800 225 527

CITY OF COCKBURN
 ccouns Payable (Invoice Only) PO
 37775
 O Box 1215
 IBRA LAKE DC PRIVATE BOXES WA
 965

CITY OF COCKBURN

Account Number: **0050188034** Customer Number: **0115405338**
 Period Starting: **01/12/2023** Period Ending: **31/12/2023**

Page: 22 of 3
 Date: 31/12/2023

Card Number Vehicle/Driver	Date	Time	Purchase Location	Site No.	Receipt Number	Customer Reference	Product/Service					Odo meter (km)	KM Span	Litres/100km	Cent /km	
							Description	CPL Price	Litres	Total Exc GST (\$)	GST (\$)					Total Inc GST (\$)
5043 Jost Centre 050 15405338 03799 EVG812 5211 SILVER KIA CARNIVAL WAGON	21/12/23	09:19:06	PIARA WATERS	WA	1110	005726	DIESEL	101.16	171.41	17.14	188.55					
							TOTAL	101.16	171.41	17.14	188.55					
							THIS PERIOD									
							YEAR TO DATE	1,196.07	2,038.80	203.88	2,242.68		12803	8.0	15.17	
							DIESEL	101.16	171.41	17.14	188.55					
							TOTAL	101.16	171.41	17.14	188.55					
5211 Jost Centre 050 15405338 03534 GY0868 5251 WHITE FORD TRANSIT VAN	08/12/23 21/12/23	17:13:23 08:15:34	BIBRA LAKE BIBRA LAKE	WA WA	7451 7451	035007 035998	ULT DSL	183.96	59.40	99.34	9.93	109.27	64020	711	8.4	15.15
							DIESEL	59.40	99.34	9.93	109.27					
							TOTAL	59.40	99.34	9.93	109.27					
							THIS PERIOD									
							YEAR TO DATE	958.28	1,640.92	164.10	1,805.02		11131	8.4	15.16	
							DIESEL	59.40	99.34	9.93	109.27					
TOTAL	59.40	99.34	9.93	109.27												
5251 Jost Centre 050 15405338 02569 GHO226 5282 WHITE HYUNDAI I30 HATCH	13/12/23	14:12:02	SUCCESS	WA	5992	006963	ULT DSL	184.96	40.02	67.29	6.73	74.02	38391	682	5.9	10.31
							DIESEL	115.69	196.56	19.66	216.22					
							TOTAL	115.69	196.56	19.66	216.22					
							THIS PERIOD									
							YEAR TO DATE	1,148.02	2,048.39	204.86	2,253.25		7247	11.0	20.31	
							DIESEL	115.69	196.56	19.66	216.22					
TOTAL	115.69	196.56	19.66	216.22												



P Australia Pty Ltd
 .B.N. 53 004 085 616
 iPO Box 1621
 IELBOURNE VIC 3001

BP Plus Fleet Control Report



Account Enquiries: BP Accounts Receivable Telephone: 1800 225 527

ITY OF COCKBURN
 ccunts Payable (Invoice Only) PO
 37775
 O Box 1215
 IBRA LAKE DC PRIVATE BOXES WA
 365

CITY OF COCKBURN

Account Number: **0050188034** Customer Number: **0115405338**
 Period Starting: **01/12/2023** Period Ending: **31/12/2023**

Page: 23 of 3
 Date: 31/12/2023

Card Number Vehicle/Driver	Date	Time	Purchase Location	Site No.	Receipt Number	Customer Reference	Product/Service					Odo meter (km)	KM Span	Litres/100km	Cent /km	
							Description	CPL Price	Litres	Total Exc GST (\$)	GST (\$)					Total Inc GST (\$)
Jost Centre 050 15405338 04045 GMJ053 5313 WHITE MAZDA 6 SEDAN	07/12/23	14:04:41	SUCCESS	WA	5992	022969	DIESEL		40.02	67.29	6.73	74.02				
							TOTAL		40.02	67.29	6.73	74.02				
							YEAR TO DATE		348.18	588.37	58.85	647.22		682	5.9	10.
														5717	6.1	11.
							DIESEL		40.02	67.29	6.73	74.02				
							TOTAL		40.02	67.29	6.73	74.02		682	5.9	10.
Jost Centre 050 15405338 03880 HGQ065 5404 WHITE VW TIGUAN WAGON	22/12/23	07:39:40	BIBRA LAKE	WA	7451	036112	BP ULT UNM	189.07	31.28	53.76	5.38	59.14	51520	1317	2.4	4.
							M/S		31.28	53.76	5.38	59.14				
							TOTAL		31.28	53.76	5.38	59.14		1317	2.4	4.
							YEAR TO DATE		240.09	376.92	37.70	414.62		3613	6.6	11.
							M/S		31.28	53.76	5.38	59.14				
							TOTAL		31.28	53.76	5.38	59.14		1317	2.4	4.
Jost Centre 050 15405338 04318 HXK969 5424 WHITE VOLKSWAGEN T-ROC	05/12/23	12:15:10	SPEARWOOD	WA	6443	010244	BP ULT UNM	183.55	33.00	55.06	5.51	60.57	20965	328	10.1	18.
							M/S		33.00	55.06	5.51	60.57				
							TOTAL		33.00	55.06	5.51	60.57		328	10.1	18.
							YEAR TO DATE		604.98	1,032.48	103.25	1,135.73		5356	11.3	21.
							M/S		33.00	55.06	5.51	60.57				
							TOTAL		33.00	55.06	5.51	60.57		328	10.1	18.
Jost Centre 050 15405338 04318 HXK969 5424 WHITE VOLKSWAGEN T-ROC	05/12/23	12:15:10	SPEARWOOD	WA	6443	010244	ULP 95 UNM	178.70 P	42.01	68.25	6.82	75.07	6523			
							TOTAL		42.01	68.25	6.82	75.07				



P Australia Pty Ltd
 .B.N. 53 004 085 616
 iPO Box 1621
 IELBOURNE VIC 3001

BP Plus Fleet Control Report



Account Enquiries: BP Accounts Receivable Telephone: 1800 225 527

ITY OF COCKBURN
 ccounts Payable (Invoice Only) PO
 37775
 O Box 1215
 IBRA LAKE DC PRIVATE BOXES WA
 965

CITY OF COCKBURN

Account Number: **0050188034** Customer Number: **0115405338**
 Period Starting: **01/12/2023** Period Ending: **31/12/2023**

Page: 24 of 3
 Date: 31/12/202

Card Number Vehicle/Driver	Date	Time	Purchase Location	Site No.	Receipt Number	Customer Reference	Product/Service					Odo meter (km)	KM Span	Litres/ 100km	Cent /km						
							Description	CPL Price	Litres	Total Exc GST (\$)	GST (\$)					Total Inc GST (\$)					
Post Centre 050 15405338 03559 GZB377 5473 WHITE TOYOTA CAMRY SEDAN	01/12/23 03/12/23 09/12/23 15/12/23 19/12/23 23/12/23 27/12/23	08:48:05 16:19:15 15:17:27 12:43:33 08:45:00 16:55:46 17:27:33	BIBRA LAKE BIBRA LAKE SPEARWOOD COCKBURN CENTRAL SPEARWOOD BIBRA LAKE BIBRA LAKE	WA WA WA WA WA WA WA	7451 7451 6443 7395 6443 7451 7451	034285 034411 010397 045014 010700 009463 036346	M/S	42.01	68.25	6.82	75.07										
							TOTAL	THIS PERIOD	42.01	68.25	6.82	75.07									
								YEAR TO DATE	515.02	889.30	88.94	978.24		6336	8.1	15.					
							M/S	42.01	68.25	6.82	75.07										
							TOTAL	THIS PERIOD	42.01	68.25	6.82	75.07									
								YEAR TO DATE	515.02	889.30	88.94	978.24		6336	8.1	15.					
Post Centre 050 15405338 04185 HSD237 5494 WHITE MITSUBISHI TRITON UTE	04/12/23 13/12/23 19/12/23	11:24:46 09:27:01 11:51:37	BIBRA LAKE BIBRA LAKE SPEARWOOD	WA WA WA	7451 7451 6443	034484 008237 010712	BP ULT UNM	191.40	46.43	80.79	8.08	88.87	85933	663	7.0	13.					
							ULP UNM	173.70 P	23.27	36.75	3.67	40.42	777								
							BP ULT UNM	189.07	45.68	78.52	7.85	86.37	777								
							BP ULT UNM	187.84	36.28	61.95	6.20	68.15	87727								
							BP ULT UNM	180.70 P	41.11	67.54	6.75	74.29	88183	456	9.0	16.					
							ULP UNM	169.70 P	45.80	70.65	7.07	77.72	88820	637	7.2	12.					
	ULP UNM	170.50	37.21	57.67	5.77	63.44	89387	567	6.6	11.											
	M/S	275.78	453.87	45.39	499.26																
TOTAL	THIS PERIOD	275.78	453.87	45.39	499.26								2323	11.9	21.						
	YEAR TO DATE	1,733.95	2,907.34	290.73	3,198.07								19778	8.8	16.						
M/S	275.78	453.87	45.39	499.26																	
TOTAL	THIS PERIOD	275.78	453.87	45.39	499.26								2323	11.9	21.						
	YEAR TO DATE	1,733.95	2,907.34	290.73	3,198.07								19778	8.8	16.						
Post Centre 050 15405338 04268 HUL717 5504 WHITE FORD RANGER UTE	13/12/23	13:04:13	BIBRA LAKE	WA	7451	035354	ULT DSL	189.96	57.23	98.83	9.88	108.71	26632								
							ULT DSL	186.96	63.33	107.64	10.76	118.40	27252	620	10.2	19.					
							ULT DSL	181.96	61.95	102.47	10.25	112.72	26860								
							DIESEL	182.51	308.94	30.89	339.83										
							TOTAL	THIS PERIOD	182.51	308.94	30.89	339.83							620	29.4	54.
								YEAR TO DATE	2,313.33	3,963.97	396.38	4,360.35							20530	11.3	21.
M/S	182.51	308.94	30.89	339.83																	
TOTAL	THIS PERIOD	182.51	308.94	30.89	339.83								620	29.4	54.						
	YEAR TO DATE	2,313.33	3,963.97	396.38	4,360.35								20530	11.3	21.						
	ULT DSL	186.96	76.50	130.02	13.00	143.02	16360	826	9.3	17.											



P Australia Pty Ltd
 .B.N. 53 004 085 616
 iPO Box 1621
 IELBOURNE VIC 3001

BP Plus Fleet Control Report



Account Enquiries: BP Accounts Receivable Telephone: 1800 225 527

ITY OF COCKBURN
 ccounts Payable (Invoice Only) PO
 37775
 O Box 1215
 IBRA LAKE DC PRIVATE BOXES WA
 365

CITY OF COCKBURN

Account Number: **0050188034** Customer Number: **0115405338**
 Period Starting: **01/12/2023** Period Ending: **31/12/2023**

Page: 25 of 3
 Date: 31/12/202

Card Number Vehicle/Driver	Date	Time	Purchase Location	Site No.	Receipt Number	Customer Reference	Product/Service					Odo meter (km)	KM Span	Litres/100km	Cent /km	
							Description	CPL Price	Litres	Total Exc GST (\$)	GST (\$)					Total Inc GST (\$)
Jost Centre 050 15405338 03542 GYZ082 5542 WHITE SUBARU FORESTER VAGON	20/12/23	10:13:21	COCKBURN CENTRAL WA	7395	008544		DIESEL	76.50	130.02	13.00	143.02					
							TOTAL	76.50	130.02	13.00	143.02		826	9.3	17.	
							YEAR TO DATE	1,483.44	2,563.75	256.37	2,820.12		14247	10.4	19.	
Jost Centre 050 15405338 03773 HDY134 5552 WHITE ISUZU MUX WAGON	06/12/23 20/12/23	10:52:30 09:24:08	BIBRA LAKE WA BIBRA LAKE WA	7451 7451	034711 008415		ULP UNM	170.84	38.05	59.09	5.91	65.00	777			
							M/S	38.05	59.09	5.91	65.00					
							TOTAL	38.05	59.09	5.91	65.00		4425	21.1	37.	
							YEAR TO DATE	933.30	1,511.03	151.12	1,662.15		4425	21.1	37.	
Jost Centre 050 15405338 03690 HBD279 5701 WHITE ISUZU D-MAX UTILITY	30/11/23 30/11/23 01/12/23 02/12/23 03/12/23 04/12/23	05:30:16 17:35:12 17:38:49 17:31:29 17:33:37 17:11:53	BIBRA LAKE WA BIBRA LAKE WA BIBRA LAKE WA BIBRA LAKE WA BIBRA LAKE WA BIBRA LAKE WA	7451 7451 7451 7451 7451 7451	034123 007992 034352 008032 034414 034529		ULT DSL	189.96	50.88	87.86	8.79	96.65	22240	422	12.1	22.
							ULT DSL	183.96	43.95	73.50	7.35	80.85	22598	358	12.3	22.
							DIESEL	94.83	161.36	16.14	177.50					
							TOTAL	94.83	161.36	16.14	177.50		780	12.2	22.	
Jost Centre 050 15405338 03690 HBD279 5701 WHITE ISUZU D-MAX UTILITY	30/11/23 30/11/23 01/12/23 02/12/23 03/12/23 04/12/23	05:30:16 17:35:12 17:38:49 17:31:29 17:33:37 17:11:53	BIBRA LAKE WA BIBRA LAKE WA BIBRA LAKE WA BIBRA LAKE WA BIBRA LAKE WA BIBRA LAKE WA	7451 7451 7451 7451 7451 7451	034123 007992 034352 008032 034414 034529		YEAR TO DATE	636.26	1,098.18	109.81	1,207.99		5657	11.2	21.	
							DIESEL	94.83	161.36	16.14	177.50					
							TOTAL	94.83	161.36	16.14	177.50		780	12.2	22.	
							YEAR TO DATE	636.26	1,098.18	109.81	1,207.99		5657	11.2	21.	
Jost Centre 050 15405338 03690 HBD279 5701 WHITE ISUZU D-MAX UTILITY	30/11/23 30/11/23 01/12/23 02/12/23 03/12/23 04/12/23	05:30:16 17:35:12 17:38:49 17:31:29 17:33:37 17:11:53	BIBRA LAKE WA BIBRA LAKE WA BIBRA LAKE WA BIBRA LAKE WA BIBRA LAKE WA BIBRA LAKE WA	7451 7451 7451 7451 7451 7451	034123 007992 034352 008032 034414 034529		ULT DSL	190.14	19.35	33.45	3.34	36.79	141635	218	8.9	16.
							ULT DSL	190.14	19.17	33.14	3.31	36.45	141780	145	13.2	25.
							ULT DSL	190.14	23.30	40.27	4.03	44.30	141987	207	11.3	21.
							ULT DSL	190.14	37.16	64.23	6.42	70.65	777			
							ULT DSL	190.14	21.70	37.51	3.75	41.26	42853			
							ULT DSL	189.96	18.52	31.98	3.20	35.18	142601			
							TOTAL	94.83	161.36	16.14	177.50		780	12.2	22.	
							YEAR TO DATE	636.26	1,098.18	109.81	1,207.99		5657	11.2	21.	



P Australia Pty Ltd
 .B.N. 53 004 085 616
 iPO Box 1621
 IELBOURNE VIC 3001

BP Plus Fleet Control Report



Account Enquiries: BP Accounts Receivable Telephone: 1800 225 527

ITY OF COCKBURN
 ccounts Payable (Invoice Only) PO
 37775
 O Box 1215
 IBRA LAKE DC PRIVATE BOXES WA
 965

CITY OF COCKBURN

Account Number: **0050188034** Customer Number: **0115405338**
 Period Starting: **01/12/2023** Period Ending: **31/12/2023**

Page: 26 of 3
 Date: 31/12/202

Card Number Vehicle/Driver	Date	Time	Purchase Location	Site No.	Receipt Number	Customer Reference	Product/Service					Odo meter (km)	KM Span	Litres/100km	Cent /km	
							Description	CPL Price	Litres	Total Exc GST (\$)	GST (\$)					Total Inc GST (\$)
	07/12/23	10:11:30	BIBRA LAKE	WA	7451	008092	ULT DSL	189.96	38.14	65.86	6.59	72.45	142905	304	12.5	23.
	08/12/23	17:25:56	BIBRA LAKE	WA	7451	035008	ULT DSL	189.96	33.09	57.15	5.71	62.86	143200	295	11.2	21.
	12/12/23	09:33:08	BIBRA LAKE	WA	7451	035224	ULT DSL	186.96	39.49	67.12	6.71	73.83	143526	326	12.1	22.
	13/12/23	16:59:35	BIBRA LAKE	WA	7451	035386	ULT DSL	186.96	33.48	56.90	5.69	62.59	163795			
	14/12/23	17:27:47	BIBRA LAKE	WA	7451	035488	ULT DSL	186.96	41.17	69.97	7.00	76.97	144125			
	15/12/23	05:22:45	BIBRA LAKE	WA	7451	035497	ULT DSL	186.96	19.44	33.04	3.30	36.34	144824	699	2.8	5.
	16/12/23	05:36:32	BIBRA LAKE	WA	7451	035595	ULT DSL	186.90 P	24.01	40.79	4.08	44.87	144495			
	17/12/23	05:43:56	SPEARWOOD	WA	6443	010635	ULT DSL	184.96	35.19	59.17	5.92	65.09	144789	294	12.0	22.
	18/12/23	05:35:50	BIBRA LAKE	WA	7451	035647	ULT DSL	183.96	40.12	67.09	6.71	73.80	1451333			
	18/12/23	17:30:10	BIBRA LAKE	WA	7451	035724	ULT DSL	183.96	29.43	49.22	4.92	54.14	145379			
	19/12/23	05:30:26	BIBRA LAKE	WA	7451	035741	ULT DSL	183.96	19.41	32.46	3.25	35.71	145524	145	13.4	24.
	19/12/23	17:28:42	BIBRA LAKE	WA	7451	035857	ULT DSL	183.96	23.94	40.04	4.00	44.04	145750	226	10.6	19.
	20/12/23	05:27:06	BIBRA LAKE	WA	7451	035877	ULT DSL	183.96	24.83	41.53	4.15	45.68	145949	199	12.5	23.
	23/12/23	19:00:31	BIBRA LAKE	WA	7451	036229	ULT DSL	183.96	49.71	83.14	8.31	91.45	146413	464	10.7	19.
	25/12/23	04:36:01	SPEARWOOD	WA	6443	010934	ULT DSL	180.49	33.76	55.39	5.54	60.93	146707	294	11.5	20.
	27/12/23	17:46:34	BIBRA LAKE	WA	7451	036349	ULT DSL	182.49	44.72	74.19	7.42	81.61	147100	393	11.4	20.
	28/12/23	04:53:47	BIBRA LAKE	WA	7451	036356	ULT DSL	182.49	18.75	31.11	3.11	34.22	147244	144	13.0	23.
	28/12/23	16:33:28	SUCCESS	WA	5992	024052	ULT DSL	180.49	22.19	36.41	3.64	40.05	147424	180	12.3	22.
	29/12/23	04:57:50	BIBRA LAKE	WA	7451	036406	ULT DSL	182.49	24.39	40.46	4.05	44.51	147463			
	29/12/23	17:40:34	BIBRA LAKE	WA	7451	036461	ULT DSL	182.49	20.15	33.43	3.34	36.77	147728			
	30/12/23	17:29:16	BIBRA LAKE	WA	7451	008517	ULT DSL	182.49	40.87	67.80	6.78	74.58	777			
							DIESEL		795.48	1342.85	134.27	1477.12				
							TOTAL		795.48	1,342.85	134.27	1,477.12		4533	17.5	32.
							YEAR TO DATE		6,011.16	10,215.13	1,021.63	11,236.76		45732	13.1	24.
Post Centre			5701				DIESEL		795.48	1342.85	134.27	1477.12				
							TOTAL		795.48	1,342.85	134.27	1,477.12		4533	17.5	32.
							YEAR TO DATE		6,011.16	10,215.13	1,021.63	11,236.76		45732	13.1	24.
050 15405338 03609	30/11/23	17:38:34	BIBRA LAKE	WA	7451	034237	ULP UNM	178.16	19.94	32.29	3.23	35.52	178646	158	12.6	22.
GZL076 5711	01/12/23	17:36:51	BIBRA LAKE	WA	7451	034350	ULP UNM	178.16	18.53	30.01	3.00	33.01	178788	142	13.0	23.
WHITE NISSAN QASHQAI SUV	02/12/23	17:31:55	BIBRA LAKE	WA	7451	008033	ULP UNM	177.70 P	16.92	27.34	2.73	30.07	178936	148	11.4	20.
	03/12/23	17:42:44	BIBRA LAKE	WA	7451	034418	ULP UNM	173.70 P	18.89	29.83	2.98	32.81	179100	164	11.5	20.
	04/12/23	05:02:33	BIBRA LAKE	WA	7451	034421	ULP UNM	173.70 P	14.92	23.56	2.36	25.92	179238	138	10.8	18.
	04/12/23	17:30:08	BIBRA LAKE	WA	7451	034531	ULP UNM	173.70 P	20.02	31.61	3.16	34.77	179402	164	12.2	21.
	06/12/23	06:53:16	BIBRA LAKE	WA	7451	034677	ULP UNM	178.04	35.53	57.51	5.75	63.26	179500	98	36.3	64.
	07/12/23	17:15:28	BIBRA LAKE	WA	7451	034870	ULP UNM	178.04	51.97	84.12	8.41	92.53	179840	340	15.3	27.
	08/12/23	16:52:32	BIBRA LAKE	WA	7451	035005	ULP UNM	178.04	42.66	69.05	6.90	75.95	180260	420	10.2	18.
	09/12/23	05:25:04	BIBRA LAKE	WA	7451	035019	ULP UNM	178.04	15.80	25.57	2.56	28.13	180420	160	9.9	17.
	10/12/23	17:30:46	BIBRA LAKE	WA	7451	035065	ULP UNM	173.70 P	23.91	37.75	3.78	41.53	180604	184	13.0	22.
	11/12/23	17:36:15	BIBRA LAKE	WA	7451	035149	ULP UNM	163.70 P	23.29	34.66	3.47	38.13	180858	254	9.2	15.
	12/12/23	17:35:58	BIBRA LAKE	WA	7451	035261	ULP UNM	161.70 P	35.39	52.03	5.20	57.23	181184	326	10.9	17.

P Australia Pty Ltd
 .B.N. 53 004 085 616
 iPO Box 1621
 IELBOURNE VIC 3001

BP Plus Fleet Control Report



Account Enquiries: BP Accounts Receivable Telephone: 1800 225 527

CITY OF COCKBURN
 ccunts Payable (Invoice Only) PO
 37775
 O Box 1215
 IBRA LAKE DC PRIVATE BOXES WA
 965

CITY OF COCKBURN

Account Number: **0050188034** Customer Number: **0115405338**
 Period Starting: **01/12/2023** Period Ending: **31/12/2023**

Page: 27 of 3
 Date: 31/12/202

Card Number Vehicle/Driver	Date	Time	Purchase Location	Site No.	Receipt Number	Customer Reference	Product/Service					Odo meter (km)	KM Span	Litres/100km	Cent./km		
							Description	CPL Price	Litres	Total Exc GST (\$)	GST (\$)					Total Inc GST (\$)	
Post Centre	13/12/23	04:59:01	COCKBURN CENTRAL	WA	7395	008232	UPL UNM	167.70 P	13.81	21.05	2.11	23.16	181305	121	11.4	19.	
	13/12/23	17:32:08	BIBRA LAKE	WA	7451	035388	UPL UNM	174.98	22.57	35.90	3.59	39.49	181504	199	11.3	19.	
	14/12/23	05:22:02	BIBRA LAKE	WA	7451	035403	UPL UNM	174.98	17.24	27.43	2.74	30.17	181669	165	10.4	18.	
	16/12/23	05:24:10	BIBRA LAKE	WA	7451	035593	UPL UNM	174.98	50.82	80.84	8.08	88.92	182111	442	11.5	20.	
	16/12/23	17:29:03	BIBRA LAKE	WA	7451	008322	UPL UNM	173.70 P	21.95	34.66	3.47	38.13	182334	223	9.8	17.	
	17/12/23	17:37:48	SUCCESS	WA	5992	023540	UPL UNM	170.70 P	37.71	58.52	5.85	64.37	882628				
	18/12/23	05:19:05	BIBRA LAKE	WA	7451	035642	UPL UNM	165.70 P	19.03	28.66	2.87	31.53	182875				
	18/12/23	17:20:53	BIBRA LAKE	WA	7451	008380	UPL UNM	163.70 P	18.25	27.16	2.72	29.88	182591				
	19/12/23	05:20:13	BIBRA LAKE	WA	7451	035738	UPL UNM	163.70 P	16.99	25.28	2.53	27.81	183113	522	3.3	5.	
	20/12/23	05:23:17	BIBRA LAKE	WA	7451	035876	UPL UNM	169.70 P	24.51	35.58	3.56	39.14	183665	552	4.4	7.	
	20/12/23	17:18:58	COCKBURN CENTRAL	WA	7395	045229	UPL UNM	170.84	18.13	28.15	2.82	30.97	183501				
	21/12/23	05:35:32	BIBRA LAKE	WA	7451	035972	UPL UNM	170.84	22.33	34.68	3.47	38.15	183686	185	12.1	20.	
	22/12/23	05:38:59	BIBRA LAKE	WA	7451	036092	UPL UNM	170.84	20.94	32.52	3.25	35.77	183685				
	22/12/23	17:05:48	COCKBURN CENTRAL	WA	7395	045347	UPL UNM	170.84	19.48	30.25	3.03	33.28	184011	326	6.0	10.	
	23/12/23	17:15:06	COCKBURN CENTRAL	WA	7395	045374	UPL UNM	170.84	20.02	31.09	3.11	34.20	18418				
	24/12/23	05:18:57	SPEARWOOD	WA	6443	010878	UPL UNM	163.70 P	19.03	28.32	2.83	31.15	184350				
	24/12/23	17:26:21	SPEARWOOD	WA	6443	010902	UPL UNM	163.70 P	15.89	23.65	2.36	26.01	184478	128	12.4	20.	
	25/12/23	17:19:16	SPEARWOOD	WA	6443	010949	UPL UNM	163.70 P	34.14	50.81	5.08	55.89	184767	289	11.8	19.	
	26/12/23	05:31:52	SPEARWOOD	WA	6443	010956	UPL UNM	163.70 P	20.86	31.05	3.10	34.15	184959	192	10.9	17.	
	26/12/23	16:38:42	COCKBURN CENTRAL	WA	7395	045427	UPL UNM	167.70 P	18.43	28.10	2.81	30.91	185105	146	12.6	21.	
	27/12/23	17:28:42	BIBRA LAKE	WA	7451	036347	UPL UNM	170.50	33.87	52.50	5.25	57.75	185439	334	10.1	17.	
	28/12/23	17:39:17	BIBRA LAKE	WA	7451	036400	UPL UNM	170.50	20.66	32.03	3.20	35.23	185615	176	11.7	20.	
	29/12/23	17:32:14	BIBRA LAKE	WA	7451	036460	UPL UNM	170.50	18.99	29.44	2.94	32.38	185779	164	11.6	19.	
	30/12/23	17:29:41	BIBRA LAKE	WA	7451	008518	UPL UNM	167.70 P	22.37	34.10	3.41	37.51	777				
							M/S		885.79	1377.10	137.71	1514.81					
							TOTAL	THIS PERIOD		885.79	1,377.10	137.71	1,514.81		6860	12.9	22.
								YEAR TO DATE	5,124.239	8,195.21	819.47	9,014.68		39772	12.9	22.	
								M/S	885.79	1377.10	137.71	1514.81					
							TOTAL	THIS PERIOD		885.79	1,377.10	137.71	1,514.81		6860	12.9	22.
								YEAR TO DATE	5,124.239	8,195.21	819.47	9,014.68		39772	12.9	22.	
	050 15405338 03617	30/11/23	23:15:43	SPEARWOOD	WA	6443	010103	UPL UNM	176.16	42.54	68.13	6.81	74.94	7446			
	GZL077 5721	03/12/23	03:21:09	SPEARWOOD	WA	6443	010176	UPL UNM	176.16	22.50	36.03	3.60	39.63	7665	219	10.3	18.
	WHITE NISSAN QASHQAI SUV	04/12/23	05:06:33	COCKBURN CENTRAL	WA	7395	044320	UPL UNM	178.04	22.57	36.53	3.65	40.18	7894	229	9.9	17.
	06/12/23	04:48:30	SPEARWOOD	WA	6443	010275	UPL UNM	163.70 P	37.61	55.97	5.60	61.57	8283	389	9.7	15.	
	06/12/23	17:30:05	BIBRA LAKE	WA	7451	034768	UPL UNM	178.04	31.72	51.34	5.13	56.47	205492				
	09/12/23	17:03:27	BIBRA LAKE	WA	7451	008137	UPL UNM	173.70 P	17.79	28.09	2.81	30.90	205600	108	16.5	28.	
	10/12/23	14:40:37	BIBRA LAKE	WA	7451	035057	UPL UNM	173.70 P	13.90	21.95	2.19	24.14	205730	130	10.7	18.	
	11/12/23	05:22:53	SPEARWOOD	WA	6443	010434	UPL UNM	171.70 P	17.46	27.25	2.73	29.98	205845	115	15.2	26.	
	13/12/23	05:39:57	BIBRA LAKE	WA	7451	035274	UPL UNM	161.70 P	17.27	25.39	2.54	27.93	205975	130	13.3	21.	
	13/12/23	17:38:43	BIBRA LAKE	WA	7451	035390	UPL UNM	174.98	20.54	32.67	3.27	35.94	206142	167	12.3	21.	



P Australia Pty Ltd
 .B.N. 53 004 085 616
 iPO Box 1621
 IELBOURNE VIC 3001

BP Plus Fleet Control Report



Account Enquiries: BP Accounts Receivable Telephone: 1800 225 527

ITY OF COCKBURN
 ccounts Payable (Invoice Only) PO
 37775
 O Box 1215
 IBRA LAKE DC PRIVATE BOXES WA
 365

CITY OF COCKBURN

Account Number: **0050188034** Customer Number: **0115405338**
 Period Starting: **01/12/2023** Period Ending: **31/12/2023**

Page: 28 of 3
 Date: 31/12/202

Card Number Vehicle/Driver	Date	Time	Purchase Location	Site No.	Receipt Number	Customer Reference	Product/Service					Odo meter (km)	KM Span	Litres/100km	Cent /km		
							Description	CPL Price	Litres	Total Exc GST (\$)	GST (\$)					Total Inc GST (\$)	
	14/12/23	17:26:10	BIBRA LAKE	WA	7451	035487	UPL UNM	174.98	19.90	31.65	3.17	34.82	206298	156	12.8	22.	
	15/12/23	05:47:09	BIBRA LAKE	WA	7451	035498	UPL UNM	174.98	20.61	32.78	3.28	36.06	206485	187	11.0	19.	
	23/12/23	05:29:46	BIBRA LAKE	WA	7451	036199	UPL UNM	170.84	21.99	34.15	3.42	37.57	206725	240	9.2	15.	
	27/12/23	17:30:16	BIBRA LAKE	WA	7451	036348	UPL UNM	170.50	36.96	57.29	5.73	63.02	777				
	28/12/23	05:29:15	BIBRA LAKE	WA	7451	036359	UPL UNM	170.50	16.19	25.09	2.51	27.60	207265				
	28/12/23	17:38:39	BIBRA LAKE	WA	7451	036399	UPL UNM	170.50	25.04	38.81	3.88	42.69	207490	225	11.1	19.	
	29/12/23	05:28:39	BIBRA LAKE	WA	7451	036408	UPL UNM	170.50	16.00	24.80	2.48	27.28	207665	175	9.1	15.	
	29/12/23	17:28:06	BIBRA LAKE	WA	7451	036459	UPL UNM	170.50	25.10	38.91	3.89	42.80	207895	230	10.9	18.	
	30/12/23	05:26:46	BIBRA LAKE	WA	7451	036467	UPL UNM	170.50	17.84	27.65	2.77	30.42	208043	148	12.1	20.	
	30/12/23	17:37:58	BIBRA LAKE	WA	7451	008519	UPL UNM	167.70 P	24.32	37.07	3.71	40.78	208242	199	12.2	20.	
							M/S		467.85	731.55	73.17	804.72					
							TOTAL	THIS PERIOD	467.85	731.55	73.17	804.72		3047	15.4	26.	
								YEAR TO DATE	5,609.64	8,773.68	877.31	9,650.99		46420	12.1	20.	
								M/S	467.85	731.55	73.17	804.72					
							TOTAL	THIS PERIOD	467.85	731.55	73.17	804.72		3047	15.4	26.	
								YEAR TO DATE	5,609.64	8,773.68	877.31	9,650.99		46420	12.1	20.	
	Post Centre 050 15405338 03625 GZL075 5731 WHITE NISSAN QASHQAI SUV	30/11/23	17:34:20	BIBRA LAKE	WA	7451	034236	UPL UNM	178.16	24.33	39.41	3.94	43.35	176956	189	12.9	22.
		01/12/23	17:37:18	BIBRA LAKE	WA	7451	034351	UPL UNM	178.16	40.84	66.15	6.61	72.76	177360	404	10.1	18.
		02/12/23	17:34:50	BIBRA LAKE	WA	7451	008034	UPL UNM	177.70 P	20.35	32.87	3.29	36.16	177555	195	10.4	18.
		03/12/23	05:24:52	SUCCESS	WA	5992	022685	UPL UNM	176.16	20.67	33.10	3.31	36.41	777			
03/12/23		17:34:46	BIBRA LAKE	WA	7451	034416	UPL UNM	173.70 P	24.20	38.22	3.82	42.04	177970				
04/12/23		17:18:53	BIBRA LAKE	WA	7451	034530	UPL UNM	173.70 P	25.02	39.51	3.95	43.46	178204	234	10.7	18.	
09/12/23		19:15:45	BIBRA LAKE	WA	7451	008142	UPL UNM	173.70 P	48.41	76.45	7.64	84.09	777				
10/12/23		05:11:37	SPEARWOOD	WA	6443	010402	UPL UNM	171.70 P	21.68	33.84	3.38	37.22	777				
11/12/23		05:02:37	COCKBURN CENTRAL	WA	7395	044747	UPL UNM	174.98	20.50	32.61	3.26	35.87	777				
11/12/23		17:07:52	BIBRA LAKE	WA	7451	035144	UPL UNM	163.70 P	27.67	41.18	4.12	45.30	179200				
12/12/23		05:19:04	BIBRA LAKE	WA	7451	035161	UPL UNM	163.70 P	16.55	24.63	2.46	27.09	777				
12/12/23		17:08:04	SPEARWOOD	WA	6443	000290	UPL UNM	158.70 P	42.45	61.25	6.12	67.37	179650				
13/12/23		05:07:35	BIBRA LAKE	WA	7451	035272	UPL UNM	161.70 P	21.83	32.09	3.21	35.30	777				
14/12/23		05:24:21	BIBRA LAKE	WA	7451	035404	UPL UNM	174.98	18.71	29.76	2.98	32.74	180036				
15/12/23		17:03:40	SPEARWOOD	WA	6443	010601	UPL UNM	172.98	19.80	31.14	3.11	34.25	180196	160	12.4	21.	
16/12/23		05:26:34	BIBRA LAKE	WA	7451	035594	UPL UNM	174.98	22.80	36.26	3.63	39.89	180458	262	8.7	15.	
16/12/23		18:59:47	BIBRA LAKE	WA	7451	008319	UPL UNM	173.70 P	23.91	37.75	3.78	41.53	180664	206	11.6	20.	
17/12/23		17:25:56	BIBRA LAKE	WA	7451	035635	UPL UNM	165.70 P	46.53	70.09	7.01	77.10	181176	512	9.1	15.	
18/12/23		05:24:36	BIBRA LAKE	WA	7451	035645	UPL UNM	165.70 P	20.60	31.03	3.10	34.13	181380	204	10.1	16.	
19/12/23		05:31:03	BIBRA LAKE	WA	7451	035742	UPL UNM	163.70 P	34.22	50.93	5.09	56.02	181713	333	10.3	16.	
20/12/23	05:30:57	BIBRA LAKE	WA	7451	035878	UPL UNM	159.70 P	39.64	57.55	5.76	63.31	182060	347	11.4	18.		
20/12/23	17:36:09	BIBRA LAKE	WA	7451	035964	UPL UNM	170.84	20.40	31.68	3.17	34.85	182213	153	13.3	22.		
21/12/23	04:22:58	SPEARWOOD	WA	6443	010769	UPL UNM	168.84	22.39	34.36	3.44	37.80	182450	237	9.4	15.		
21/12/23	16:20:52	SPEARWOOD	WA	6443	010801	UPL UNM	168.84	20.01	30.71	3.07	33.78	182557	107	18.7	31.		



P Australia Pty Ltd
 .B.N. 53 004 085 616
 iPO Box 1621
 IELBOURNE VIC 3001

BP Plus Fleet Control Report



Account Enquiries: BP Accounts Receivable Telephone: 1800 225 527

CITY OF COCKBURN
 ccunts Payable (Invoice Only) PO
 57775
 O Box 1215
 IBRA LAKE DC PRIVATE BOXES WA
 965

CITY OF COCKBURN

Account Number: **0050188034** Customer Number: **0115405338**
 Period Starting: **01/12/2023** Period Ending: **31/12/2023**

Page: 29 of 3
 Date: 31/12/202

Card Number Vehicle/Driver	Date	Time	Purchase Location	Site No.	Receipt Number	Customer Reference	Product/Service					Odo meter (km)	KM Span	Litres/100km	Cent /km					
							Description	CPL Price	Litres	Total Exc GST (\$)	GST (\$)					Total Inc GST (\$)				
Post Centre	22/12/23	04:38:08	BIBRA LAKE	WA	7451	036090	UPL UNM	170.84	39.02	60.60	6.06	66.66	182780	223	17.5	29.				
	22/12/23	15:29:46	BIBRA LAKE	WA	7451	036178	UPL UNM	170.84	32.08	49.83	4.98	54.81	777							
	23/12/23	05:28:15	BIBRA LAKE	WA	7451	036198	UPL UNM	170.84	26.33	40.89	4.09	44.98	183200							
	23/12/23	17:08:01	BIBRA LAKE	WA	7451	036226	UPL UNM	169.70 P	19.59	30.22	3.02	33.24	777							
	24/12/23	05:00:11	COCKBURN CENTRAL	WA	7395	008708	UPL UNM	170.84	27.80	43.17	4.32	47.49	183580							
	24/12/23	15:04:30	BIBRA LAKE	WA	7451	036252	UPL UNM	163.70 P	19.91	29.63	2.96	32.59	777							
	25/12/23	04:53:57	SPEARWOOD	WA	6443	010935	UPL UNM	163.70 P	21.78	32.41	3.24	35.65	183990							
	25/12/23	15:09:14	COCKBURN CENTRAL	WA	7395	045409	UPL UNM	167.70 P	15.09	23.01	2.30	25.31	777							
	26/12/23	04:54:24	SPEARWOOD	WA	6443	010954	UPL UNM	163.70 P	21.78	32.41	3.24	35.65	184290							
	26/12/23	14:57:13	BIBRA LAKE	WA	7451	036278	UPL UNM	161.70 P	15.51	22.80	2.28	25.08	184343							
	27/12/23	04:51:15	BIBRA LAKE	WA	7451	036284	UPL UNM	161.70 P	22.04	32.40	3.24	35.64	18350							
	30/12/23	05:04:45	SPEARWOOD	WA	6443	011053	UPL UNM	168.50	40.40	61.88	6.19	68.07	777							
							M/S		944.84	1451.82	145.17	1596.99								
	TOTAL	THIS PERIOD							944.84	1,451.82	145.17	1,596.99					3819	24.7	41.	
		YEAR TO DATE							6,630.97	10,436.27	1,043.64	11,479.91					39733	16.7	28.	
							M/S		944.84	1451.82	145.17	1596.99								
	TOTAL	THIS PERIOD							944.84	1,451.82	145.17	1,596.99					3819	24.7	41.	
		YEAR TO DATE							6,630.97	10,436.27	1,043.64	11,479.91					39733	16.7	28.	
	050 15405338 04334 HWC304 5742 WHITE FORD RANGER	30/11/23	05:19:28	BIBRA LAKE	WA	7451	034119	ULT DSL	190.14	37.34	64.55	6.45	71.00				29702	435	8.6	16.
		01/12/23	05:40:32	BIBRA LAKE	WA	7451	034245	ULT DSL	190.14	32.14	55.55	5.56	61.11				3043			
		02/12/23	05:25:03	BIBRA LAKE	WA	7451	034362	ULT DSL	190.14	30.52	52.75	5.28	58.03				30366			
	03/12/23	04:36:09	SPEARWOOD	WA	6443	010177	ULT DSL	188.14	30.74	52.57	5.26	57.83	30680	314	9.8	18.				
	04/12/23	05:28:19	BIBRA LAKE	WA	7451	034424	ULT DSL	189.96	21.85	37.74	3.77	41.51	30925	245	8.9	16.				
	05/12/23	05:27:39	BIBRA LAKE	WA	7451	034540	ULT DSL	189.96	19.72	34.05	3.41	37.46	31135	210	9.4	17.				
	06/12/23	05:29:16	BIBRA LAKE	WA	7451	034655	ULT DSL	189.96	21.31	36.80	3.68	40.48	31346	211	10.1	19.				
	07/12/23	17:41:12	BIBRA LAKE	WA	7451	034874	ULT DSL	189.96	37.69	65.09	6.51	71.60	31717	371	10.2	19.				
	08/12/23	17:36:17	BIBRA LAKE	WA	7451	035011	ULT DSL	189.96	36.93	63.77	6.38	70.15	32106	389	9.5	18.				
	09/12/23	17:13:12	BIBRA LAKE	WA	7451	008140	ULT DSL	189.96	34.70	59.93	5.99	65.92	37424							
	10/12/23	17:26:17	BIBRA LAKE	WA	7451	035064	ULT DSL	189.96	27.87	48.13	4.81	52.94	32742							
	11/12/23	17:27:12	BIBRA LAKE	WA	7451	035146	ULT DSL	186.96	39.54	67.20	6.72	73.92	33119	377	10.5	19.				
	12/12/23	17:28:37	BIBRA LAKE	WA	7451	035259	ULT DSL	186.96	42.65	72.49	7.25	79.74	33145	26	164.0	306.				
	13/12/23	17:24:15	BIBRA LAKE	WA	7451	035387	ULT DSL	186.96	27.52	46.77	4.68	51.45	33960	715	3.8	7.				
	14/12/23	17:43:54	BIBRA LAKE	WA	7451	035490	ULT DSL	186.96	26.80	43.85	4.39	48.24	34114	254	10.2	19.				
	15/12/23	17:35:57	BIBRA LAKE	WA	7451	035587	ULSD G10	182.90 P	23.72	39.44	3.94	43.38	34359	245	9.7	17.				
	16/12/23	17:28:37	BIBRA LAKE	WA	7451	008321	ULT DSL	185.90 P	26.11	44.13	4.41	48.54	34625	266	9.8	18.				
	17/12/23	17:24:47	BIBRA LAKE	WA	7451	035634	ULT DSL	185.90 P	29.09	49.16	4.92	54.08	34922	297	9.8	18.				
	18/12/23	17:32:27	BIBRA LAKE	WA	7451	035726	ULT DSL	183.96	33.80	56.53	5.65	62.18	35300	378	8.9	16.				
	19/12/23	17:36:01	BIBRA LAKE	WA	7451	035860	ULT DSL	183.96	28.82	48.20	4.82	53.02	35574	274	10.5	19.				
	20/12/23	17:27:26	SPEARWOOD	WA	6443	010764	ULT DSL	181.96	29.58	48.93	4.89	53.82	35630	256	11.6	21.				
	21/12/23	05:31:27	BIBRA LAKE	WA	7451	035971	ULT DSL	183.96	20.68	34.58	3.46	38.04	36084	254	8.1	15.				



P Australia Pty Ltd
 .B.N. 53 004 085 616
 iPO Box 1621
 IELBOURNE VIC 3001

BP Plus Fleet Control Report



Account Enquiries: BP Accounts Receivable Telephone: 1800 225 527

CITY OF COCKBURN
 ccunts Payable (Invoice Only) PO
 37775
 O Box 1215
 IBRA LAKE DC PRIVATE BOXES WA
 365

CITY OF COCKBURN

Account Number: **0050188034** Customer Number: **0115405338**
 Period Starting: **01/12/2023** Period Ending: **31/12/2023**

Page: 30 of 3
 Date: 31/12/2023

Card Number Vehicle/Driver	Date	Time	Purchase Location	Site No.	Receipt Number	Customer Reference	Product/Service					Odo meter (km)	KM Span	Litres/100km	Cent /km		
							Description	CPL Price	Litres	Total Exc GST (\$)	GST (\$)					Total Inc GST (\$)	
Post Centre	21/12/23	18:35:50	BIBRA LAKE	WA	7451	036083	ULT DSL	183.96	24.34	40.71	4.07	44.78	36250	166	14.7	27.	
	22/12/23	05:40:23	BIBRA LAKE	WA	7451	008440	ULT DSL	183.96	21.94	36.69	3.67	40.36	36473	223	9.8	18.	
	23/12/23	05:25:52	BIBRA LAKE	WA	7451	036197	ULT DSL	183.96	31.72	53.05	5.30	58.35	36807	334	9.5	17.	
	25/12/23	04:01:05	COCKBURN CENTRAL	WA	7395	008726	ULT DSL	182.49	61.41	101.88	10.19	112.07	37614	807	7.6	13.	
	26/12/23	05:30:50	COCKBURN CENTRAL	WA	7395	008742	ULT DSL	182.49	27.65	45.87	4.59	50.46	37697	83	33.3	60.	
	27/12/23	04:34:02	COCKBURN CENTRAL	WA	7395	045443	ULT DSL	182.49	18.18	30.16	3.02	33.18	37861	164	11.1	20.	
	28/12/23	05:28:44	BIBRA LAKE	WA	7451	036358	ULT DSL	182.49	22.86	37.93	3.79	41.72	38124	263	8.7	15.	
	29/12/23	05:26:50	BIBRA LAKE	WA	7451	036407	ULT DSL	182.49	27.01	44.81	4.48	49.29	38395	271	10.0	18.	
	30/12/23	05:27:15	BIBRA LAKE	WA	7451	036468	ULT DSL	182.49	29.93	49.65	4.97	54.62	38731	336	8.9	16.	
							DIESEL		923.16	1562.96	156.31	1719.27					
							TOTAL	THIS PERIOD	923.16	1,562.96	156.31	1,719.27			8164	11.3	21.
							YEAR TO DATE		3,858.42	7,075.57	707.58	7,783.15		34594	11.2	22.	
							DIESEL		923.16	1562.96	156.31	1719.27					
							TOTAL	THIS PERIOD	923.16	1,562.96	156.31	1,719.27			8164	11.3	21.
							YEAR TO DATE		3,858.42	7,075.57	707.58	7,783.15		34594	11.2	22.	
050 15405338 04326 HWC303 5752 WHITE FORD RANGER	30/11/23	05:25:06	BIBRA LAKE	WA	7451	034120	ULT DSL	190.14	19.10	33.02	3.30	36.32	28052	227	8.4	16.	
	01/12/23	05:27:52	BIBRA LAKE	WA	7451	034243	ULT DSL	190.14	16.00	27.65	2.77	30.42	18218				
	02/12/23	05:09:29	BIBRA LAKE	WA	7451	034360	ULT DSL	190.14	16.15	27.92	2.79	30.71	28398				
	05/12/23	05:28:03	BIBRA LAKE	WA	7451	034541	ULT DSL	189.96	33.14	57.23	5.72	62.95	28724	326	10.2	19.	
	06/12/23	04:58:00	BIBRA LAKE	WA	7451	034652	ULT DSL	189.96	31.92	55.13	5.51	60.64	29055	331	9.6	18.	
	07/12/23	05:34:46	BIBRA LAKE	WA	7451	034776	ULT DSL	189.96	19.59	33.83	3.38	37.21	29245	190	10.3	19.	
	07/12/23	17:25:22	BIBRA LAKE	WA	7451	008102	ULT DSL	189.96	26.90	46.45	4.65	51.10	29525	280	9.6	18.	
	08/12/23	05:36:01	BIBRA LAKE	WA	7451	034898	ULT DSL	189.96	17.92	30.95	3.09	34.04	29702	177	10.1	19.	
	08/12/23	17:33:15	BIBRA LAKE	WA	7451	035010	ULT DSL	189.96	20.74	35.82	3.58	39.40	29910	208	10.0	18.	
	09/12/23	17:39:38	BIBRA LAKE	WA	7451	008141	ULT DSL	189.96	21.79	37.63	3.76	41.39	30123	213	10.2	19.	
	26/12/23	04:30:44	COCKBURN CENTRAL	WA	7395	008740	ULT DSL	182.49	38.41	63.73	6.37	70.10	30502	379	10.1	18.	
						DIESEL		261.66	449.36	44.92	494.28						
						TOTAL	THIS PERIOD	261.66	449.36	44.92	494.28			2331	11.2	21.	
						YEAR TO DATE		3,056.95	5,681.86	568.15	6,250.01		24757	12.3	25.		
						DIESEL		261.66	449.36	44.92	494.28						
						TOTAL	THIS PERIOD	261.66	449.36	44.92	494.28			2331	11.2	21.	
						YEAR TO DATE		3,056.95	5,681.86	568.15	6,250.01		24757	12.3	25.		
050 15405338 04201 HAS515 5761 WHITE NISSAN QASHQAI	02/12/23	05:10:30	BIBRA LAKE	WA	7451	034361	ULP UNM	178.16	15.17	24.57	2.46	27.03	22483				
	06/12/23	17:41:03	BIBRA LAKE	WA	7451	034769	ULP UNM	178.04	28.83	46.66	4.67	51.33	224760				
	07/12/23	05:44:58	BIBRA LAKE	WA	7451	034779	ULP UNM	178.04	16.77	27.15	2.71	29.86	224818	58	28.9	51.	



P Australia Pty Ltd
 .B.N. 53 004 085 616
 iPO Box 1621
 IELBOURNE VIC 3001

BP Plus Fleet Control Report



Account Enquiries: BP Accounts Receivable Telephone: 1800 225 527

ITY OF COCKBURN
 counts Payable (Invoice Only) PO
 37775
 O Box 1215
 IBRA LAKE DC PRIVATE BOXES WA
 365

CITY OF COCKBURN

Account Number: **0050188034** Customer Number: **0115405338**
 Period Starting: **01/12/2023** Period Ending: **31/12/2023**

Page: 31 of 3
 Date: 31/12/202

Card Number Vehicle/Driver	Date	Time	Purchase Location	Site No.	Receipt Number	Customer Reference	Product/Service					Odo meter (km)	KM Span	Litres/100km	Cent /km		
							Description	CPL Price	Litres	Total Exc GST (\$)	GST (\$)					Total Inc GST (\$)	
VAGON	08/12/23	05:31:23	BIBRA LAKE	WA	7451	034895	UPL UNM	178.04	16.27	26.34	2.63	28.97	224940	122	13.3	23.	
	10/12/23	05:30:28	SPEARWOOD	WA	6443	010404	UPL UNM	171.70	29.56	46.14	4.61	50.75	225199	259	11.4	19.	
	11/12/23	05:39:18	BIBRA LAKE	WA	7451	035074	UPL UNM	173.70	17.15	27.08	2.71	29.79	225348	149	11.5	20.	
	12/12/23	05:33:56	BIBRA LAKE	WA	7451	035165	UPL UNM	163.70	15.52	23.10	2.31	25.41	325491				
	21/12/23	18:36:10	BIBRA LAKE	WA	7451	036086	UPL UNM	170.84	31.28	48.58	4.86	53.44	225732				
	22/12/23	17:36:33	BIBRA LAKE	WA	7451	036189	UPL UNM	170.84	16.21	25.17	2.52	27.69	225825				
	24/12/23	17:34:36	BIBRA LAKE	WA	7451	036255	UPL UNM	163.70	38.26	56.94	5.69	62.63	22615	93	17.4	29.	
							M/S		225.02	351.73	35.17	386.90					
							TOTAL	THIS PERIOD	225.02	351.73	35.17	386.90		681	33.0	56.	
							YEAR TO DATE		5,435.63	8,575.13	857.50	9,432.63	43894	12.4	21.		
ost Centre			5761				M/S	225.02	351.73	35.17	386.90						
						TOTAL	THIS PERIOD	225.02	351.73	35.17	386.90		681	33.0	56.		
						YEAR TO DATE		5,435.63	8,575.13	857.50	9,432.63	43894	12.4	21.			
050 15405338 03807 HFK120 5971 WHITE FORD RANGER UTILITY	20/12/23	14:10:29	BIBRA LAKE	WA	7451	035952	ULSD G10	182.90	67.21	111.75	11.18	122.93	37691	784	8.6	15.	
							DIESEL		67.21	111.75	11.18	122.93					
						TOTAL	THIS PERIOD	67.21	111.75	11.18	122.93		784	8.6	15.		
						YEAR TO DATE		783.23	1,339.37	133.94	1,473.31	4710	16.6	31.			
ost Centre			5971				DIESEL	67.21	111.75	11.18	122.93						
						TOTAL	THIS PERIOD	67.21	111.75	11.18	122.93		784	8.6	15.		
						YEAR TO DATE		783.23	1,339.37	133.94	1,473.31	4710	16.6	31.			
050 15405338 04136 GGP946 6911 ILVER HYUNDAI I30 HATCH	05/12/23	11:27:42	NAVAL BASE	WA	7770	004419	UPL UNM	163.70	37.67	56.06	5.61	61.67	48236	475	7.9	13.	
							M/S		37.67	56.06	5.61	61.67					
						TOTAL	THIS PERIOD	37.67	56.06	5.61	61.67		475	7.9	13.		
						YEAR TO DATE		477.54	754.65	75.47	830.12	4965	9.6	16.			



P Australia Pty Ltd
 .B.N. 53 004 085 616
 iPO Box 1621
 IELBOURNE VIC 3001

BP Plus Fleet Control Report



Account Enquiries: BP Accounts Receivable Telephone: 1800 225 527

ITY OF COCKBURN
 ccounts Payable (Invoice Only) PO
 37775
 O Box 1215
 IBRA LAKE DC PRIVATE BOXES WA
 365

CITY OF COCKBURN

Account Number: **0050188034** Customer Number: **0115405338**
 Period Starting: **01/12/2023** Period Ending: **31/12/2023**

Page: 32 of 3
 Date: 31/12/202

Card Number Vehicle/Driver	Date	Time	Purchase Location	Site No.	Receipt Number	Customer Reference	Product/Service					Odo meter (km)	KM Span	Litres/100km	Cent /km						
							Description	CPL Price	Litres	Total Exc GST (\$)	GST (\$)					Total Inc GST (\$)					
Host Centre 050 15405338 04441 IAN776 6931 WHITE FORD RANGER	08/12/23 27/12/23	11:01:10 09:21:23	BIBRA LAKE BIBRA LAKE	WA WA	7451 7451	034954 008472	M/S		37.67	56.06	5.61	61.67									
							TOTAL	THIS PERIOD	37.67	56.06	5.61	61.67		475	7.9	13.					
							YEAR TO DATE	477.54	754.65	75.47	830.12		4965	9.6	16.						
							ULSD G10	187.90 P	64.84	110.75	11.08	121.83	600								
			BIBRA LAKE	WA	7451	008472	ULSD G10	181.49	52.39	86.44	8.64	95.08	20500								
							DIESEL		117.23	197.19	19.72	216.91									
			TOTAL				THIS PERIOD	117.23	197.19	19.72	216.91										
			YEAR TO DATE				THIS PERIOD	117.23	197.19	19.72	216.91										
							YEAR TO DATE	117.23	197.19	19.72	216.91										
Host Centre 050 15405338 04433 IAN778 6941 WHITE FORD RANGER	30/11/23 27/12/23	06:34:44 14:52:58	BIBRA LAKE BIBRA LAKE	WA WA	7451 7451	034136 008478	DIESEL		117.23	197.19	19.72	216.91									
							TOTAL	THIS PERIOD	117.23	197.19	19.72	216.91									
							YEAR TO DATE	117.23	197.19	19.72	216.91										
							ULT DSL	190.14	73.76	127.49	12.75	140.24	711								
			BIBRA LAKE	WA	7451	008478	ULT DSL	182.49	73.43	121.82	12.18	134.00	1403	692	10.6	19.					
							DIESEL		147.19	249.31	24.93	274.24									
			TOTAL				THIS PERIOD	147.19	249.31	24.93	274.24		692	21.3	39.						
			YEAR TO DATE				THIS PERIOD	147.19	249.31	24.93	274.24		692	21.3	39.						
							YEAR TO DATE	147.19	249.31	24.93	274.24										
Host Centre 050 15405338 00787 DMM606 7602 WHITE ISUZU TRUCK	04/12/23 04/12/23 06/12/23 09/12/23 23/12/23 23/12/23 23/12/23 24/12/23 28/12/23	09:48:34 21:26:59 19:28:09 05:37:25 05:49:40 23:04:40 21:58:39 17:55:47	NAVAL BASE PIARA WATERS COCKBURN CENTRAL COCKBURN CENTRAL PORT KENNEDY BALDIVIS PIARA WATERS FORRESTDALE	WA WA WA WA WA WA WA WA	7770 1110 7395 7395 7736 7375 1110 8609	017413 005010 008036 044666 020243 101642 000367 101376	ULSD G10	186.90 P	39.24	66.67	6.67	73.34	54060	67	58.6	109.					
							ULSD G10	189.96	37.31	64.43	6.44	70.87	54123	63	59.2	112.					
							ULSD G10	188.96	35.91	61.69	6.17	67.86	54186	63	57.0	107.					
							ULSD G10	188.96	53.16	91.32	9.13	100.45	50000								
							ULT DSL	182.90 P	149.55	249.66	24.87	273.53	54588								
							ULSD G10	180.96	128.87	212.00	21.20	233.20	54980	292	44.1	79.					
							ULT DSL	183.96	128.81	215.42	21.54	236.96	55149	269	47.9	88.					
							ULSD G10	179.90 P	39.00	63.78	6.38	70.16	55218	69	56.5	101.					
										TOTAL			THIS PERIOD	147.19	249.31	24.93	274.24		692	21.3	39.
										YEAR TO DATE			THIS PERIOD	147.19	249.31	24.93	274.24		692	21.3	39.
													YEAR TO DATE	147.19	249.31	24.93	274.24				



P Australia Pty Ltd
 .B.N. 53 004 085 616
 iPO Box 1621
 IELBOURNE VIC 3001

BP Plus Fleet Control Report



Account Enquiries: BP Accounts Receivable Telephone: 1800 225 527

CITY OF COCKBURN
 ccouns Payable (Invoice Only) PO
 37775
 O Box 1215
 IBRA LAKE DC PRIVATE BOXES WA
 965

CITY OF COCKBURN

Account Number: **0050188034** Customer Number: **0115405338**
 Period Starting: **01/12/2023** Period Ending: **31/12/2023**

Page: 33 of 3
 Date: 31/12/202

Card Number Vehicle/Driver	Date	Time	Purchase Location	Site No.	Receipt Number	Customer Reference	Product/Service					Odo meter (km)	KM Span	Litres/100km	Cent /km	
							Description	CPL Price	Litres	Total Exc GST (\$)	GST (\$)					Total Inc GST (\$)
Post Centre 050 15405338 03757 HDS430 7922 WHITE FORD RANGER UTILITY	04/12/23 20/12/23	10:19:35 10:26:37	BIBRA LAKE BIBRA LAKE	WA WA	7451 7451	034469 035914	DIESEL	611.85	1023.97	102.40	1126.37					
							TOTAL	611.85	1,023.97	102.40	1,126.37		823	74.3	136.	
							YEAR TO DATE	2,583.90	4,531.24	453.12	4,984.36		2617	98.7	190.	
							DIESEL	611.85	1023.97	102.40	1126.37					
Post Centre 050 15405338 02692 GJT235 7951 WHITE HYUNDAI I30 HATCH	05/12/23	07:47:52	BIBRA LAKE	WA	7451	034572	ULT DSL	189.96	66.45	114.75	11.48	126.23	59378	710	9.4	17.
							ULT DSL	183.96	68.29	114.21	11.42	125.63	60121	743	9.2	16.
							DIESEL	134.74	228.96	22.90	251.86					
							TOTAL	134.74	228.96	22.90	251.86		1453	9.3	17.	
Post Centre 050 15405338 04243 HTF631 7952 WHITE FORD RANGER UTILITY	21/12/23	11:06:11	BIBRA LAKE	WA	7451	036027	ULT DSL	189.96	42.72	73.77	7.38	81.15	94406	728	5.9	11.
							DIESEL	42.72	73.77	7.38	81.15					
							TOTAL	42.72	73.77	7.38	81.15		728	5.9	11.	
							YEAR TO DATE	972.95	1,670.41	167.04	1,837.45		13779	7.1	13.	
Post Centre	21/12/23	11:06:11	BIBRA LAKE	WA	7451	036027	DIESEL	42.72	73.77	7.38	81.15					
							TOTAL	42.72	73.77	7.38	81.15		728	5.9	11.	
Post Centre	21/12/23	11:06:11	BIBRA LAKE	WA	7451	036027	ULTSD G10	182.90 P	59.69	99.25	9.92	109.17	9516	601	9.9	18.
							TOTAL	182.90	59.69	99.25	9.92	109.17				



P Australia Pty Ltd
 .B.N. 53 004 085 616
 iPO Box 1621
 IELBOURNE VIC 3001

BP Plus Fleet Control Report



Account Enquiries: BP Accounts Receivable Telephone: 1800 225 527

CITY OF COCKBURN
 ccunts Payable (Invoice Only) PO
 37775
 O Box 1215
 IBRA LAKE DC PRIVATE BOXES WA
 965

CITY OF COCKBURN

Account Number: **0050188034** Customer Number: **0115405338**
 Period Starting: **01/12/2023** Period Ending: **31/12/2023**

Page: 34 of 3
 Date: 31/12/202

Card Number Vehicle/Driver	Date	Time	Purchase Location	Site No.	Receipt Number	Customer Reference	Product/Service					Odo meter (km)	KM Span	Litres/100km	Cent /km	
							Description	CPL Price	Litres	Total Exc GST (\$)	GST (\$)					Total Inc GST (\$)
Jost Centre 050 15405338 02601 GIR690 7961 WHITE MITSUBISHI TRITON UTE	18/12/23	09:04:05	BIBRA LAKE	WA	7451	035687	DIESEL		59.69	99.25	9.92	109.17				
							TOTAL		59.69	99.25	9.92	109.17				
							YEAR TO DATE		952.31	1,633.71	163.38	1,797.09		601	9.9	18.
														7650	12.4	23.
Jost Centre 050 15405338 02635 GJF670 7981 WHITE HYUNDAI I30 HATCH	07/12/23	09:27:18	SUCCESS	WA	5992	022947	ULSD G10	182.90 P	52.72	87.65	8.77	96.42	42680	440	12.0	21.
							DIESEL		52.72	87.65	8.77	96.42				
							TOTAL		52.72	87.65	8.77	96.42		440	12.0	21.
							YEAR TO DATE		794.12	1,370.46	137.06	1,507.52		6305	12.6	23.
Jost Centre 050 15405338 04284 HGW537 8206886 WHITE MITSUBISHI OUTLANDER	01/12/23 15/12/23 22/12/23	10:28:42 07:48:19 12:13:17	BIBRA LAKE PIARA WATERS BIBRA LAKE	WA WA WA	7451 1110 7451	034293 005468 036153	ULP UNM	178.16	45.94	74.40	7.44	81.84	51876	460	10.0	17.
							ULP UNM	174.98	54.41	86.55	8.65	95.20	52458	582	9.3	16.
							ULP UNM	170.84	34.87	54.15	5.42	59.57	52752	294	11.9	20.
							TOTAL		42.02	71.80	7.18	78.98		670	6.3	11.
							507.74	863.01	86.29	949.30		4681	10.8	20.		



P Australia Pty Ltd
 .B.N. 53 004 085 616
 iPO Box 1621
 IELBOURNE VIC 3001

BP Plus Fleet Control Report



Account Enquiries: BP Accounts Receivable Telephone: 1800 225 527

ITY OF COCKBURN
 ccounts Payable (Invoice Only) PO
 37775
 O Box 1215
 IBRA LAKE DC PRIVATE BOXES WA
 965

CITY OF COCKBURN

Account Number: **0050188034** Customer Number: **0115405338**
 Period Starting: **01/12/2023** Period Ending: **31/12/2023**

Page: 35 of 3
 Date: 31/12/202

Card Number Vehicle/Driver	Date	Time	Purchase Location	Site No.	Receipt Number	Customer Reference	Product/Service					Odo meter (km)	KM Span	Litres/100km	Cent /km	
							Description	CPL Price	Litres	Total Exc GST (\$)	GST (\$)					Total Inc GST (\$)
ost Centre 050 15405338 04300 HUA435 8718100 WHITE ISUZU MUX	14/12/23 20/12/23	11:10:59 15:58:20	COCKBURN CENTRAL COCKBURN CENTRAL	WA WA	7395 7395	008303 045225	M/S	135.22	215.10	21.51	236.61					
							TOTAL	135.22	215.10	21.51	236.61		1336	10.1	17.	
							THIS PERIOD									
							YEAR TO DATE	1,061.98	1,692.05	169.21	1,861.26		6052	17.5	30.	
ost Centre 050 15405338 02593 OTHER Other OTHER	30/11/23	15:14:06	BIBRA LAKE	WA	7451	034225	M/S	135.22	215.10	21.51	236.61					
							TOTAL	135.22	215.10	21.51	236.61		1336	10.1	17.	
							THIS PERIOD									
							YEAR TO DATE	1,282.94	2,028.19	202.82	2,231.01		7198	17.8	31.	
ost Centre 050 15405338 02593 OTHER Other OTHER	30/11/23	15:14:06	BIBRA LAKE	WA	7451	034225	ULT DSL	186.96	63.22	107.45	10.74	118.19	16603	648	9.8	18.
							ULT DSL	183.96	33.13	55.41	5.54	60.95	16962	359	9.2	17.
							DIESEL	96.35	162.86	16.28	179.14					
							TOTAL	96.35	162.86	16.28	179.14		1007	9.6	17.	
ost Centre 050 15405338 02593 OTHER Other OTHER	30/11/23	15:14:06	BIBRA LAKE	WA	7451	034225	ULSD G10	189.14	73.00	125.52	12.55	138.07	29831			
							DIESEL	73.00	125.52	12.55	138.07					
							TOTAL	73.00	125.52	12.55	138.07					
							THIS PERIOD									
ost Centre 050 15405338 02593 OTHER Other OTHER	30/11/23	15:14:06	BIBRA LAKE	WA	7451	034225	YEAR TO DATE	476.06	765.39	76.54	841.93		2400	19.8	35.	
							DIESEL	73.00	125.52	12.55	138.07					
							TOTAL	73.00	125.52	12.55	138.07					
							THIS PERIOD									
ost Centre 050 15405338 02593 OTHER Other OTHER	30/11/23	15:14:06	BIBRA LAKE	WA	7451	034225	YEAR TO DATE	476.06	765.39	76.54	841.93		2400	19.8	35.	
							DIESEL	13332.45	22490.73	2249.02	24739.75					
							M/S	3552.44	5574.91	557.49	6132.40					
							GRAND TOTAL	16,884.89	28,065.64	2,806.51	30,872.15		119190	14.2	25.	
CUSTOMER TOTAL							THIS PERIOD	177,926.92	300,094.95	30,009.47	330,104.42		1444168	12.3	22.	
							YEAR TO DATE									



14.1.3 (2024/MINUTE NO 0004) Monthly Financial Report - November and December 2023

Executive	A/Chief Financial Officer
Author	A/Head of Finance
Attachments	1. Financial Activity Statement - November 23 ↓ 2. Financial Activity Statement - December 23 ↓

Officer Recommendation/Council Decision

MOVED Cr C Reeve-Fowkes SECONDED Cr P Corke
That Council:

- (1) ADOPTS the Monthly Financial Report containing the Statement of Financial Activity and other financial information for the months of November and December 2023, as attached to the Agenda.

CARRIED 10/0

Background

Local Government (Financial Management) Regulations 1996 prescribe that a Local Government is to prepare each month a Statement of Financial Activity.

Regulation 34(2) requires the Statement of Financial Activity to be accompanied by documents containing:

1. Details of the composition of the closing net current assets (less restricted and committed assets)
2. Explanation for each material variance identified between year to date (YTD) budgets and actuals
3. Any other supporting information considered relevant by the Local Government.

Regulation 34(4)(a) prescribes that the Statement of Financial Activity and accompanying documents be presented to Council within two months after the end of the month to which the statement relates.

The regulations require the information reported in the statement to be shown either by nature or type, statutory program, or business unit.

The City has chosen to report the information according to nature or type and its organisational business structure.

Local Government (Financial Management) Regulations 1996 - Regulation 34 (5) states "Each financial year, a Local Government is to adopt a percentage or value, calculated in accordance with the Australian Accounting Standards, to be used in statements of financial activity for reporting material variances."

This regulation requires Council to annually set a materiality threshold for the purpose of disclosing budget variances within monthly financial reporting.

The materiality threshold has been set by Council at \$300,000 for the 2023-24 financial year (FY24).



Detailed analysis of budget variances is an ongoing exercise, with necessary budget amendments either submitted for Council approval through the Expenditure Review Committee or included in the City's mid-year budget review required by legislation.

Submission

N/A

Report

The attached Monthly Financial Report for December 2023 has been prepared in accordance with the Local Government Act and the associated Financial Management Regulations.

As there was no Council meeting held in January, the November 2023 financial report is also included for adoption.

This was reviewed by management, with the following commentary addressing key financial results and the City's budgetary performance to the end of the month.

Statement of Financial Position

Due to amendments to the *Local Government (Financial Management) Regulations 1996*, Regulation 35 (1) requires the City to now include a Statement of Financial Position each month in the financial report.

This shows the City's financial position at the end of the month, compared to the end of the previous financial year. Net assets total \$1.866 billion at the end of the month (\$1.802 billion end of June), mainly increasing due to the levying of the annual rates.

Opening Surplus

The now audited opening surplus of \$9.79 million is \$0.97 million under the amended budget of \$10.76 million. This variance has been addressed in the mid-year budget review. The surplus includes \$8.76 million of municipal funding for the City's carry forward projects (adopted by Council in August).

Closing Surplus

The City's YTD closing surplus to the end of December was \$72.23 million, compared to a YTD budget of \$63.39 million.

This represents a favourable variance of \$8.84 million, inclusive of variances across the FY24 operating and capital budgets reported in the following sections.

The full year surplus is currently budgeted at \$359,467, increased from Council's adopted budget surplus of \$262,844. This fluctuates throughout the year due to various budget amendments adopted by Council (e.g., Expenditure Review Committee recommendations and the statutory mid-year budget review).



Operating Revenue

Operating revenue of \$161.06 million was \$5.67 million ahead of YTD budget for December.

The following table summarises the operating revenue budget performance by nature:

Revenue from operating activities	Amended		YTD Actual \$	YTD Variance \$
	Full Year Budget \$	YTD Budget \$		
Rates	125,200,000	124,842,500	125,644,003	801,503
Specified Area Rates	555,000	549,048	597,984	48,936
Operating Grants, Subsidies, Contributions	10,735,707	5,155,974	5,162,871	6,897
Fees and Charges	38,827,375	20,651,536	23,567,503	2,915,967
Service charges	500,000	0	0	0
Interest Earnings	8,530,280	4,311,173	5,808,506	1,497,333
Fair value adjustments to financial assets	7,372	0	0	0
Profit/(Loss) Asset Sale	1,277,988	(115,052)	277,484	392,536
Total	185,633,722	155,395,179	161,058,351	5,663,172

Material variances identified in the City's operating revenue were identified as follows:

- Rates (\$0.80 million over YTD budget) due to strong interim rating results, with the additional revenue included in the mid-year budget review.
- Fees and charges (\$2.92 million over YTD budget):
 - Waste services continues to receive landfill fees higher than YTD budget by \$2.02 million as the City has gained a new customer (City of Kalamunda) and increase in tonnages. This extra revenue has been addressed in the mid-year budget review.
 - Lease revenue received from commercial properties and the new Coogee Caravan Park lease is \$0.37 million higher than YTD budget (timing issue).
- Interest earnings are \$1.50 million over YTD budget due to higher rates of return on the City's term deposits portfolio (impacted by official cash rate movements) and the execution of a successful investment strategy (additional revenue included in mid-year budget review).



Operating Expenditure

Operating expenditure to the end of December of \$93.35 million was under YTD budget by \$4.07 million.

The following table summarises the operating expenditure budget variance performance by nature:

Expenditure from Operating Activities	Amended		YTD Actual \$	YTD Variance \$
	Full Year Budget \$	YTD Budget \$		
Employee costs	77,587,993	38,548,985	38,038,510	(510,475)
Materials & Contracts	57,126,573	27,314,887	21,933,219	(5,381,668)
Utility charges	6,317,951	3,120,529	3,189,203	68,674
Depreciation/Amortisation	42,037,630	20,226,996	20,754,136	527,140
Interest/Finance Costs	400,883	127,445	7,811	(119,634)
Insurance expenses	2,197,970	2,197,970	2,348,504	150,534
Other expenditure	11,404,389	5,878,372	7,076,892	1,198,520
Total	197,073,389	97,415,184	93,348,275	(4,066,909)

Significant variances identified in the City's operating expenditure were identified as follows:

- Employee Costs (\$0.51 million under YTD budget):
 - Employee costs are generally under budget due to underspending of \$0.46m in training and professional development activities. Salaries and wages for the Library and Cultural Services Business Unit were \$0.30 million over YTD budget primarily due to additional casuals and leave coverage requirements. Budgetary impacts have been considered in the mid-year budget review.
- Materials and contracts were \$5.38 million under YTD budget:
 - Cockburn Blue Innovation Hub has had no expenditure incurred to date, \$0.62 million against its YTD budget.
 - The delay of the City's household waste going to Waste to Energy has created a favourable budget variance of \$0.85 million, as costs are currently internalised. This has been adjusted in the mid-year budget review.
 - General underspend across Sustainability and Environment operational projects \$0.66 million behind its YTD budget.
 - General underspend across Community Development Business Unit operational projects \$0.39 million against YTD budget.
- Depreciation/amortisation were \$0.53 million over YTD. The depreciation budget for infrastructure assets revalued in June 2023 has been adjusted at mid-year budget review.



- Other expenditure was \$1.20 million over YTD budget, mainly due to extra landfill levy cost of \$1.55 million. This result is expected due to higher landfill tonnages received year to date and has been addressed at mid-year budget review.

Capital Expenditure

Council adopted a capital works program of \$43.87 million in the FY24 annual budget, that is now \$83.63 million following the addition of carry forwards adopted by Council in August.

The City has spent \$16.88 million on its capital program to the end of December, representing an underspend of \$4.01 million against YTD budget.

Several projects have been reduced or handed back in the mid-year budget review due to inability to complete this financial year. This will reduce the value and size of the capital program, assisting a reduction in carry forwards at year end.

The following table shows the budget performance by asset class:

Capital Acquisitions	Amended		YTD Actual \$	YTD Variance \$
	Budget \$	YTD Budget \$		
Buildings	22,577,092	3,848,175	2,832,042	(1,016,133)
Furniture & Equipment	1,085,000	165,000	0	(165,000)
Plant and Equipment	14,609,550	3,439,000	2,306,942	(1,132,058)
Information Technology	5,073,293	954,978	626,632	(328,346)
Infrastructure - Roads	12,465,559	4,729,782	5,132,636	402,854
Infrastructure - Drainage	7,140,337	1,061,869	491,853	(570,016)
Infrastructure - Footpath	2,827,324	1,029,250	879,380	(149,870)
Infrastructure - Parks hard	9,765,659	3,566,864	2,200,936	(1,365,928)
Infrastructure - Landscaping	1,258,180	673,500	527,655	(145,845)
Infrastructure - Landfill site	3,012,853	1,003,873	1,723,424	719,551
Infrastructure - Marina	1,505,782	85,426	74,000	(11,426)
Infrastructure - Coastal	2,277,873	306,634	86,469	(220,165)
Total	83,598,502	20,864,351	16,881,969	(3,982,382)

- Building construction had a net budget variance of \$1.02 million under YTD due to a general lag in the delivery of the minor building improvement program (both a timing and resourcing issue).
- Plant and Equipment purchases were \$1.13 million under YTD due to long lead times in securing stock.
- Information Technology was underspent by \$0.33 million as several projects have not commenced, with the highest variance from the CCTV projects, \$100k under YTD budget.
- Drainage construction was \$0.57 million under YTD budget, with no significant variance and generally underspent across most projects.



- Parks hard infrastructure was \$1.37 million under YTD budget, with most of this within the Parks Construction program (under by \$0.96m). There were no significant project variances, with \$1.0 million committed spend.
- Landfill infrastructure is overspent by \$0.86 million against YTD budget due to extra costs incurred at the Stage 1 Enabling Works Henderson Redevelopment. This has been addressed at mid-year budget review.

Non-Operating Grants, Subsidies and Contributions

The City's budget for capital grants and contributions is a net \$7.89 million. This includes \$13.90 million in funding to be received, less an outgoing contribution of \$2.02 million to the State Government for underground power in South Lake and \$4.00 million for ceded crown land payments.

Non-operating revenue of \$0.29 million was recognised to the end of December, \$0.46 million under YTD budget (only a timing issue).

Financial Reserves

A detailed schedule of the City's financial reserves is included in the financial report, showing a balance of \$219.97 million held at the end of December (\$223.38 million in October).

Council funded reserves made up \$188.58 million of the balance, \$13.24 million for restricted and legislated purposes, and another \$18.16 million for developer contribution plans.

Transfers in and out of financial reserves are made in accordance with budgetary requirements.

Cash and Financial Assets

The City's closing cash and financial assets investment holding at month's end totalled \$266.13 million (down from \$277.81 million in October).

This balance included financial assets (term deposits and investments) of \$261.00 million, and cash and cash equivalent holdings (cash at bank and at call deposits) of \$5.13 million.

\$220.78 million of these funds were internally and externally restricted, representing the City's financial reserves and liability for bonds and deposits held.

The remaining \$45.36 million represented unrestricted municipal funds for the City's operating activities and liabilities.

Investment Performance, Ratings and Maturity

The City's term deposit portfolio running yield has jumped to an annualised 4.83 percent as of 31 December (up from 4.68 percent in October and 4.49 percent in September).

Due to the RBA's 25 basis point increase in November, the portfolio running yield slightly underperformed the City's KPI target rate of 4.85 percent (cash rate of 4.35 percent plus 0.50 percent performance margin).



New investments placed during the month were at rates ranging between 5.22 and 5.40 percent over various durations.

Current term deposit investments are fully compliant with Council's Investment Policy requirements, as indicated below:

Investment Policy Compliance		
Legislative Requirements	✓	Fully compliant
Portfolio Credit Rating Limit	✓	Fully compliant
Institutional Exposure Limits	✓	Fully compliant
Term to Maturity Limits	✓	Fully compliant

The portfolio also includes several reverse mortgage securities purchased under previous policy and statutory provisions.

These have a face value of \$2.376 million and market value of \$1.55 million, although the City currently carries them at a book value of \$0.80 million (net of a \$1.575 million impairment provision made several years ago).

The City continues receiving interest and capital payments, with \$0.624 million returned to date of the original \$3.0 million invested.

The City's investments were held with the following financial institutions as at 31 December (inclusive of accrued interest):

Issuer	Market Value	% Total Value
AMP Bank Ltd	14,753,916.55	5.52%
Auswide Bank Limited	9,795,405.47	3.67%
Bank of Queensland Ltd	38,012,054.59	14.23%
Commonwealth Bank of Australia Ltd	73,730,975.24	27.60%
Credit Union Australia Ltd t/as Great Southern Bank	32,960,525.72	12.34%
Defence Bank Ltd	10,326,835.60	3.87%
Emerald Reverse Mortgage Trust	1,551,562.47	0.58%
Heritage and People's Choice Limited t/as People's Choice Credit Union	5,628,217.13	2.11%
ING Bank Australia Limited	27,862,357.51	10.43%
Macquarie Bank	0.01	0.00%
MyState Bank Ltd	1,563,252.74	0.59%
National Australia Bank Ltd	13,209,969.32	4.95%
Suncorp-Metway Ltd	15,643,126.87	5.86%
Westpac Banking Corporation Ltd	22,085,061.10	8.27%
Portfolio Total	267,123,260.29	100.00%

The City's short-term deposits (less than 12 months) made up 78.40 percent (\$209.42 million) of the City's portfolio, compared to 78.54 percent (\$213.38 million) in October.



These were classified under the following credit ratings:

Market Value by Security Rating Group (Short Term)



Deposits invested between 1 and 3 years made up 21.60 percent (\$57.70 million) of the City's portfolio, compared to 21.46 percent (\$58.32 million) in October.

These were classified under following credit ratings:

Market Value by Security Rating Group (Long Term)



Investment in Fossil Fuel Free Banks

At month end, the City held \$78.38 million (29.80 percent) of its investment portfolio with banks considered non-funders of fossil fuel related industries (\$74.91 million or 27.90 percent last month).

The amount invested with fossil fuel free banks fluctuates depending on the competitiveness of deposit rates being offered and the capacity of fossil fuel free banks to accept funds.

The City preferences fossil fuel free investments (given a similar deposit rate) in accordance with Council's Investment of Funds Policy.

Rates Debt Recovery

The collectible rates and charges for 2023-24 (comprising arrears, annual levies, and part year rating) totals \$150.90 million.

To the end of December, the City had collected \$108.63 million (71.99 percent), leaving a balance outstanding of \$42.27 million (28.01 percent). Prepayment of rates totalling \$0.93 million has also been received and will be applied to future year's rates accounts.

This year, underground power charges totalling \$3.057 million were raised against affected properties in South Lake, able to be paid either in full or over a ten-year payment plan.

To the end of December, the City had received full payment from 28.1 percent of these properties, exceeding conservative estimates for 10 percent.

The City is forecasting to collect between 40 and 45 percent of total charges in year one, with the balance to be collected over the remaining nine years of the payment plan.

In terms of overdue and delinquent rates accounts under formal or legal debt recovery processes, the City had 439 properties owing a total of \$1.50 million in combined rates and legal fees (up from 57 properties owing \$0.46 million in October).

These now include those properties that have fallen into arrears with their current year's rates and have not made any arrangements with the City.

Formal debt recovery activities are commenced when ratepayers have overdue rates and have not committed to instalment or other payment arrangements or sought relief under the City's Financial Hardship Policy.

Trade and Sundry Debtors

The City had \$2.84 million in outstanding trade and sundry debtors to the end of December (\$2.84 million in October too).



Those debts overdue by more than 90 days made up \$248k or 8.73 percent of total debts outstanding (\$312k or 10.98 percent in October).

The 90-day debtors included lease monies owed by naval base tenants totalling \$89k, landfill commercial debtors owing \$47k and another \$38k in Cockburn Care arrears being actively managed.

Strategic Plans/Policy Implications

Listening & Leading

A community focused, sustainable, accountable, and progressive organisation.
• Best practice Governance, partnerships, and value for money.

Budget/Financial Implications

Budget amendments are initially referred to Council’s Expenditure Review Committee for recommendation to Council. Changes adopted by Council at its December meeting have been included in this monthly financial report.

Council’s adopted budget surplus for FY24 of \$262,844 has since increased to \$359,467 due to Council decisions made to the end of December 2023.

These budget surplus changes are listed at Note 8 in the financial report.

Legal Implications

N/A

Community Consultation

N/A

Risk Management Implications

It is important that Council reviews the performance of its adopted budget each month for revenue, expenditure, and the closing financial position. This enables it to be informed on and identify any potential financial risks.

Advice to Proponent(s)/Submitters

N/A

Implications of Section 3.18(3) *Local Government Act 1995*

Nil



CITY OF COCKBURN
MONTHLY FINANCIAL REPORT
(Containing the Statement of Financial Activity)
For the Period Ended 30 November 2023

LOCAL GOVERNMENT ACT 1995
LOCAL GOVERNMENT (FINANCIAL MANAGEMENT) REGULATIONS 1996

TABLE OF CONTENTS

Monthly Summary Information	2
Statement of Financial Activity by Nature or Type	4
Statement of Financial Activity by Business Unit	6
Statement of Financial Position	7
Basis of Preparation	8
Note 1 Statement of Financial Activity Information	9
Note 2 Cash and Financial Assets	10
Note 3 Disposal of Assets	11
Note 4 Capital Acquisitions	12
Note 5 Borrowings	13
Note 6 Cash Reserves	14
Note 7 Other Current Liabilities	16
Note 9 Budget Amendments	17
Note 10 Explanation of Material Variances	18



**MONTHLY FINANCIAL REPORT
FOR THE PERIOD ENDED 30 NOVEMBER 2023**

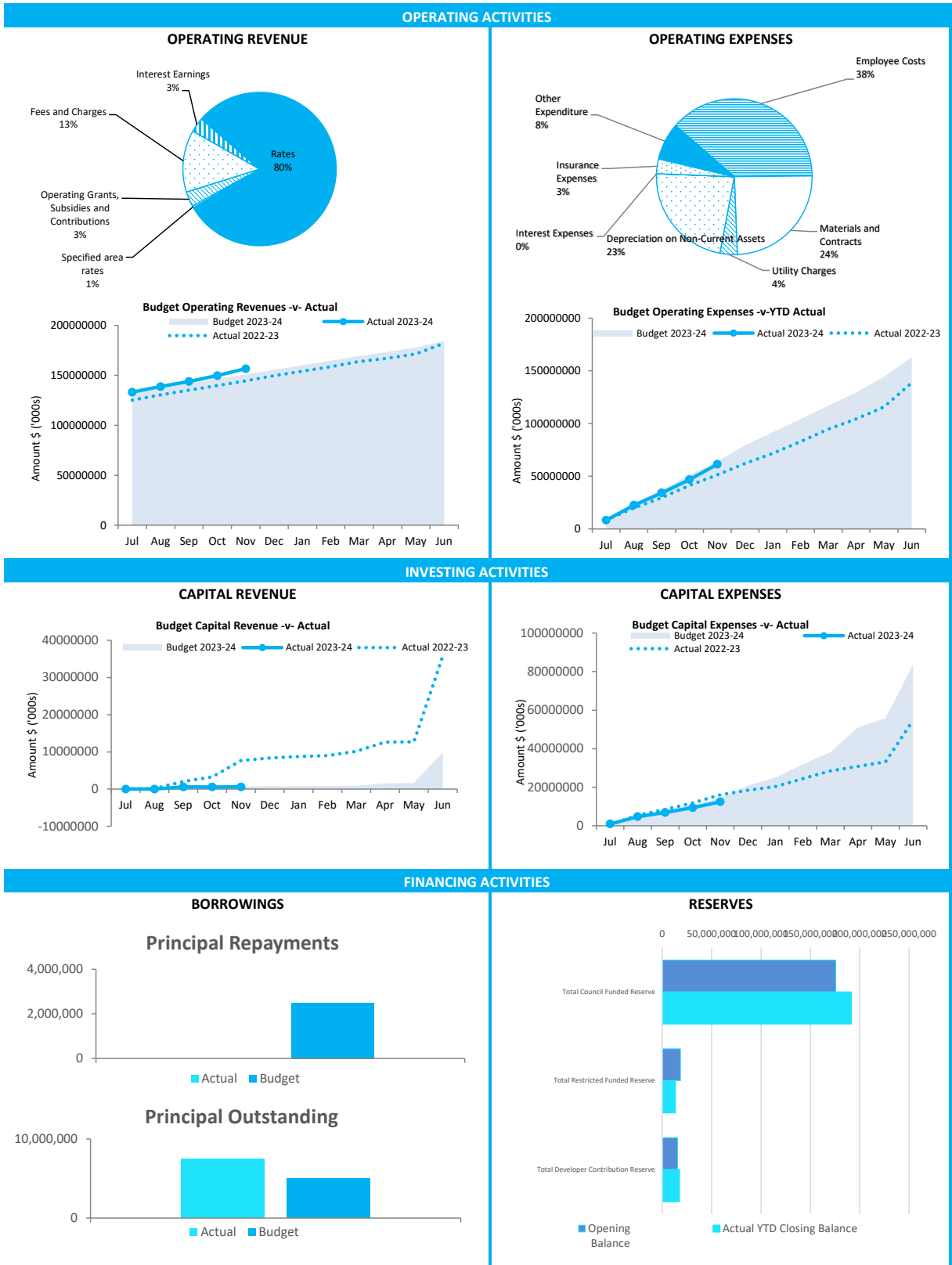
SUMMARY INFORMATION

Funding surplus / (deficit) Components				
Funding surplus / (deficit)				
	Amended Budget	YTD Budget (a)	YTD Actual (b)	Var. \$ (b)-(a)
Opening	\$10.76 M	\$10.76 M	\$9.79 M	(\$0.97 M)
Closing	\$0.45 M	\$78.39 M	\$84.32 M	\$5.93 M
Refer to Statement of Financial Activity				
Cash and financial assets				
	\$277.40 M	% of total		
Unrestricted Cash	\$51.31 M	18.5%		
Restricted Cash	\$226.09 M	81.5%		
Refer to Note 2 - Cash and Financial Assets				
Key Operating Activities				
Amount attributable to operating activities				
Amended Budget	YTD Budget (a)	YTD Actual (b)	Var. \$ (b)-(a)	
\$30.81 M	\$89.02 M	\$100.48 M	\$11.45 M	
Refer to Statement of Financial Activity				
Rates Revenue		Fees and Charges		Employee Cost
YTD Actual	\$126.37 M	% Variance	YTD Actual	\$20.52 M
YTD Budget	\$125.29 M	0.0%	YTD Budget	\$17.69 M
Refer to Statement of Financial Activity		Refer to Statement of Financial Activity		YTD Actual (\$29.66 M) % Variance
				YTD Budget (\$29.72 M) (0.2%)
				Refer to Statement of Financial Activity
				Materials & Contracts
				YTD Actual (\$18.92 M) % Variance
				YTD Budget (\$22.53 M) (16.1%)
				Refer to Statement of Financial Activity
Key Investing Activities				
Amount attributable to investing activities				
Amended Budget	YTD Budget (a)	YTD Actual (b)	Var. \$ (b)-(a)	
(\$64.35 M)	(\$15.56 M)	(\$13.65 M)	\$1.92 M	
Refer to Statement of Financial Activity				
Proceeds on sale		Asset Acquisition		Capital Grants
YTD Actual	\$0.14 M	%	YTD Actual	\$12.42 M
Amended Budget	\$2.28 M	6.2%	Amended Budget	\$78.52 M
Refer to Note 3 - Disposal of Assets		Refer to Note 4 - Capital Acquisition		YTD Actual \$1.36 M % Received
				Amended Budget (\$11.89 M) (11.5%)
				Refer to Note 4 - Capital Acquisition
Key Financing Activities				
Amount attributable to financing activities				
Amended Budget	YTD Budget (a)	YTD Actual (b)	Var. \$ (b)-(a)	
\$23.23 M	(\$5.83 M)	(\$12.30 M)	(\$6.47 M)	
Refer to Statement of Financial Activity				
Borrowings		Reserves		
Principal repayments	\$0.00 M	Reserves balance \$221.98 M		
Interest expense	\$0.00 M	Interest earned \$0.38 M		
Principal due	\$7.50 M	Refer to Note 6 - Cash Reserves		
Refer to Note 5 - Borrowings				

This information is to be read in conjunction with the accompanying Financial Statements and notes.

**MONTHLY FINANCIAL REPORT
FOR THE PERIOD ENDED 30 NOVEMBER 2023**

SUMMARY INFORMATION - GRAPHS



This information is to be read in conjunction with the accompanying Financial Statements and Notes.



**STATEMENT OF FINANCIAL ACTIVITY
FOR THE PERIOD ENDED 30 NOVEMBER 2023**

BY NATURE OR TYPE

	Ref Note	Amended Budget	YTD Budget (a)	YTD Actual (b)	Var. \$ (b)-(a)	Var. % (b)-(a)/(a)	Var.
		\$	\$	\$	\$	%	
Opening funding surplus / (deficit)	1(c)	10,759,609	10,759,609	9,786,927	(972,682)	(9.04%)	▼
Revenue from operating activities							
Interest		125,200,000	124,741,250	125,767,887	1,026,637	0.82%	▲
Specified area rates		555,000	548,048	597,687	49,639	9.06%	
Operating grants, subsidies and contributions		10,735,707	4,445,501	5,005,635	560,134	12.60%	▲
Fees and charges		38,827,375	17,688,935	20,517,689	2,828,754	15.99%	▲
Service charges		500,000	0	0	0	0.00%	
Interest earnings		8,530,280	3,579,972	4,811,549	1,231,577	34.40%	▲
Fair value adjustments to financial assets at fair value							
Gross profit or loss		7,372	0	0	0	0.00%	
Profit/(loss) on disposal of assets		1,277,988	(284,050)	141,561	425,611	(149.84%)	
		185,633,722	150,719,656	156,842,008	6,122,352	4.06%	
Expenditure from operating activities							
Employee costs		(78,340,050)	(29,724,224)	(29,662,048)	62,176	0.21%	
Materials and contracts		(55,678,661)	(22,534,967)	(18,916,325)	3,618,642	16.06%	▲
Utility charges		(6,318,958)	(2,626,286)	(2,767,810)	(141,524)	(5.39%)	
Depreciation on non-current assets		(42,037,630)	(16,851,068)	(17,464,359)	(613,291)	(3.64%)	▼
Interest expenses		(400,883)	(523)	(6,509)	(5,986)	(1144.55%)	
Insurance expenses		(2,197,970)	(2,197,970)	(2,348,504)	(150,534)	(6.85%)	
Other expenditure		(11,404,389)	(4,897,347)	(5,959,962)	(1,062,615)	(21.70%)	▼
		(196,378,541)	(78,832,385)	(77,125,517)	1,706,868	2.17%	
Non-cash amounts excluded from operating activities	1(a)	41,554,454	17,135,118	20,759,830	3,624,712	21.15%	▲
Amount attributable to operating activities		30,809,635	89,022,389	100,476,321	11,453,932		
Investing activities							
Proceeds from non-operating grants, subsidies and contributions		11,888,885	(1,281,777)	(1,364,709)	(82,932)	6.47%	
Proceeds from disposal of assets	3	2,284,908	0	141,561	141,561	0.00%	
Payments for property, plant and equipment and infrastructure	4	(78,519,586)	(14,282,855)	(12,423,773)	1,859,082	13.02%	▲
Amount attributable to investing activities		(64,345,793)	(15,564,632)	(13,646,921)	1,917,711		
Financing Activities							
Transfer from reserves	6	61,264,022	14,782,512	11,024,946	(3,757,566)	(25.42%)	▼
Payment of debentures	5	(2,500,000)	0	0	0	0.00%	
Transfer to reserves	6	(35,538,763)	(20,611,320)	(23,324,625)	(2,713,305)	(13.16%)	▼
Amount attributable to financing activities		23,225,259	(5,828,808)	(12,299,679)	(6,470,871)		
Closing funding surplus / (deficit)	1(c)	448,710	78,388,558	84,316,648	5,928,090		

KEY INFORMATION

▼ Indicates a variance between Year to Date (YTD) Actual and YTD Actual data as per the adopted materiality threshold.

Refer to Note 9 for an explanation of the reasons for the variance.

This statement is to be read in conjunction with the accompanying Financial Statements and Notes.

KEY TERMS AND DESCRIPTIONS**FOR THE PERIOD ENDED 30 NOVEMBER 2023****NATURE OR TYPE DESCRIPTIONS****REVENUE****RATES**

Rates levied under the *Local Government Act 1995*. Includes general, differential, specified area rates, minimum rates, interim rates, back rates, ex-gratia rates, less discounts and concessions offered. Exclude administration fees, interest on instalments, interest on arrears, service charges and average rates.

OPERATING GRANTS, SUBSIDIES AND CONTRIBUTIONS

Refers to all amounts received as grants, subsidies and contributions that are not non-operating grants.

NON-OPERATING GRANTS, SUBSIDIES AND CONTRIBUTIONS

Amounts received specifically for the acquisition, construction new or the upgrading of identifiable non financial assets paid to a local government, irrespective of whether these amounts are received as capital grants, subsidies, contributions or donations.

REVENUE FROM CONTRACTS WITH CUSTOMERS

Revenue from contracts with customers is recognised when the local government satisfies its performance obligations under the contract.

FEES AND CHARGES

Revenues (other than service charges) from the use of facilities and charges made for local government services, sewerage fees, rentals, hire charges, fee for service, photocopying charges, licences, sale of goods or information, fines, penalties and administration fees. Local governments may wish to disclose more detail such as rubbish collection fees, rental of property, fees and penalties, other fees and charges.

SERVICE CHARGES

Service charges imposed under *Division 6 of Part 6 of the Local Government Act 1995*. *Regulation 54 of the Local Government Financial Management Regulations 1996* identifies these as television and radio broadcasting, underground electricity and neighbourhood surveillance services. Exclude rubbish removal charges. Interest and other items of a similar nature received from bank and investment accounts, interest on rate instalments, interest on rate arrears and interest on debtors.

INTEREST EARNINGS

Interest and other items of a similar nature received from bank and investment accounts, interest on rate instalments, interest on rate arrears and interest on debtors.

OTHER REVENUE / INCOME

Other revenue, which can not be classified under the above headings, includes dividends, discounts, rebates etc.

LOSS ON ASSET DISPOSAL

Loss of assets received over the net book value for assets on their disposal.

EXPENSES**EMPLOYEE COSTS**

All costs associate with the employment of person such as salaries, wages, allowances, benefits such as vehicle and housing, superannuation, employment expenses, removal expenses, relocation expenses, worker's compensation insurance, training costs, conferences, safety expenses, medical examinations, fringe benefit tax, etc.

MATERIALS AND CONTRACTS

All expenditures on materials, supplies and contracts not classified under other headings. These include supply of goods and materials, legal expenses, consultancy, maintenance agreements, communication expenses, advertising expenses, membership, periodicals, publications, hire expenses, rental, leases, postage and freight etc. Local governments may wish to disclose more detail such as contract services, consultancy, information technology, rental or lease expenditures.

UTILITIES (GAS, ELECTRICITY, WATER, ETC.)

Expenditures made to the respective agencies for the provision of power, gas or water. Exclude expenditures incurred for the reinstatement of roadwork on behalf of these agencies.

INSURANCE

All insurance other than worker's compensation and health benefit insurance included as a cost of employment.

LOSS ON ASSET DISPOSAL

Shortfall between the value of assets received over the net book value for assets on their disposal.

DEPRECIATION ON NON-CURRENT ASSETS

Depreciation expense raised on all classes of assets.

INTEREST EXPENSES

Interest and other costs of finance paid, including costs of finance for loan debentures, overdraft accommodation and refinancing expenses.

OTHER EXPENDITURE

Statutory fees, taxes, allowance for impairment of assets, member's fees or State taxes. Donations and subsidies made to community groups.

**STATEMENT OF FINANCIAL ACTIVITY
FOR THE PERIOD ENDED 30 NOVEMBER 2023**

STATUTORY REPORTING BY BUSINESS UNIT

	Ref Note	Amended Budget	YTD Budget (a)	YTD Actual (b)	Var. \$ (b)-(a)	Var. % (b)-(a)/(a)	Var.
		\$	\$	\$	\$	%	
Opening funding surplus / (deficit)	1(c)	10,759,609	10,759,609	9,786,927	(972,682)	(9.04%)	▼
Revenue from operating activities							
Office of the CEO		0	0	0	0	0.00%	
Governance, Risk & Compliance		9,025	689	2,582	1,893	274.75%	
Finance		136,036,112	129,395,402	131,525,456	2,130,054	1.65%	▲
Library & Cultural Services		329,060	93,332	82,079	(11,253)	(12.06%)	
Recreation Infrastructure & Services		15,175,970	6,407,981	6,661,577	253,596	3.96%	
Community Development & Services		8,026,036	3,632,733	4,331,176	698,443	19.23%	▲
Community Safety & Ranger Services		1,430,960	554,218	593,773	39,555	7.14%	
Development Assessment & Compliance		3,321,485	1,621,798	1,637,979	16,181	1.00%	
Planning		203,200	7,000	7,317	317	4.53%	
Sustainability & Environment		737,053	288,306	297,184	8,878	3.08%	
Operations & Maintenance		14,646,300	6,728,822	8,993,860	2,265,038	33.66%	▲
Projects		0	0	1,576	1,576	0.00%	
Property & Assets		4,014,311	1,865,624	2,536,691	671,067	35.97%	▲
Business & Economic Development		1,407,209	0	0	0	0.00%	
People Experience		297,000	123,750	165,018	41,268	33.35%	
		185,633,721	150,719,655	156,841,955	6,122,300		
Expenditure from operating activities							
Executive Support		(3,546,431)	(1,428,998)	(1,399,823)	29,175	2.04%	
Corporate Strategy		(682,670)	(347,338)	(168,852)	178,486	51.39%	
Governance, Risk & Compliance		(2,677,961)	(1,200,553)	(595,866)	604,687	50.37%	▲
Finance		(6,700,186)	(3,869,166)	(3,951,232)	(82,066)	(2.12%)	
Information & Technology		(9,199,210)	(4,674,177)	(5,170,464)	(496,287)	(10.62%)	▼
Procurement		(1,032,909)	(399,430)	(336,024)	63,406	15.87%	
Library & Cultural Services		(7,637,496)	(3,008,600)	(3,290,332)	(281,732)	(9.36%)	
Recreation Infrastructure & Services		(17,349,859)	(6,730,366)	(6,543,675)	186,691	2.77%	
Community Development & Services		(13,609,810)	(5,387,214)	(5,073,125)	314,089	5.83%	▲
Community Safety & Ranger Services		(7,109,352)	(2,607,681)	(2,607,978)	(297)	(0.01%)	
Development Assessment & Compliance		(7,176,450)	(2,727,807)	(2,433,132)	294,675	10.80%	
Planning		(3,746,797)	(1,356,381)	(1,410,284)	(53,903)	(3.97%)	
Sustainability & Environment		(4,665,405)	(2,022,704)	(1,342,564)	680,140	33.63%	▲
Operations & Maintenance		(85,802,736)	(33,519,113)	(34,539,413)	(1,020,300)	(3.04%)	▼
Projects		(1,427,877)	(360,309)	(255,053)	105,256	29.21%	
Property & Assets		(13,312,762)	(4,925,721)	(4,586,532)	339,189	6.89%	▲
Stakeholder Management		(1,309,903)	(521,300)	(453,353)	67,947	13.03%	
Communications & Marketing		(2,048,258)	(736,443)	(760,330)	(23,887)	(3.24%)	
Customer Experience		(1,489,144)	(572,512)	(520,004)	52,508	9.17%	
Business & Economic Development		(2,287,833)	(1,104,604)	(406,095)	698,509	63.24%	▲
People Experience		(3,942,960)	(1,565,204)	(1,633,412)	(68,208)	(4.36%)	
Transformation, Culture & Innovation		(1,027,095)	(399,173)	(216,087)	183,086	45.87%	
Internal Recharging		1,404,560	632,408	568,110	(64,298)	(10.17%)	
		(196,378,544)	(78,832,386)	(77,125,520)	1,706,866		
Non-cash amounts excluded from operating activities	1(a)	41,554,454	17,135,118	20,759,830	3,624,712	21.15%	▲
Amount attributable to operating activities		30,809,631	89,022,387	100,476,265	11,453,878		
Investing Activities							
Proceeds from non-operating grants, subsidies and contributions		11,888,885	(1,281,777)	(1,364,709)	(82,932)	6.47%	
Proceeds from disposal of assets	3	2,284,908	0	141,561	141,561	0.00%	
Payments for property, plant and equipment and infrastructure	4	(78,519,586)	(14,282,855)	(12,423,773)	1,859,082	13.02%	▲
Amount attributable to investing activities		(64,345,793)	(15,564,632)	(13,646,921)	1,917,711		
Financing Activities							
Transfer from reserves	6	61,264,022	14,782,512	11,024,946	(3,757,566)	(25.42%)	▼
Payment of debentures	5	(2,500,000)	0	0	0	0.00%	
Transfer to reserves	6	(35,538,763)	(20,611,320)	(23,324,625)	(2,713,305)	(13.16%)	▼
Amount attributable to financing activities		23,225,259	(5,828,808)	(12,299,679)	(6,470,871)		
Closing funding surplus / (deficit)	1(c)	448,710	78,388,558	84,316,648			

KEY INFORMATION

▲ ▼ Indicates a variance between Year to Date (YTD) Actual and YTD Actual data as per the adopted materiality threshold. Refer to threshold. Refer to Note 9 for an explanation of the reasons for the variance.

The material variance adopted by Council for the 2023-24 year is \$300,000 or 0.00% whichever is the greater.

This statement is to be read in conjunction with the accompanying Financial Statements and notes.

**MONTHLY FINANCIAL REPORT
FOR THE PERIOD ENDED 30 NOVEMBER 2023**

STATEMENT OF FINANCIAL POSITION

	Year to Date 30 November 2023	Last Year Closing 30 June 2023
	\$	\$
Current Assets		
Cash and cash equivalents	10,100,726	13,592,531
Financial assets	208,500,000	183,000,000
Trade and other receivables	64,944,674	16,386,312
Inventories	8,510	27,313
Total Current Assets	283,553,910	213,006,156
Non-Current Assets		
Trade and other receivables	222,970	1,362,704
Other financial assets	58,964,003	38,512,037
Property, plant and equipment	406,416,130	406,497,056
Intangible assets	1,231,815,554	1,236,775,214
Total Non-Current Assets	1,697,418,657	1,683,147,011
Total Assets	1,980,972,567	1,896,153,167
Current Liabilities		
Trade and other payables	22,541,150	20,009,067
Other liabilities	2,340,021	1,211,129
Provision liabilities	107,135	100,625
Borrowings	2,500,000	2,500,000
Employee related provisions	9,727,222	9,313,188
Total Current Liabilities	37,215,528	33,134,009
Non-Current Liabilities		
Other liabilities	18,656,057	16,764,058
Borrowings	5,000,000	5,000,000
Employee related provisions	2,092,324	1,598,227
Other provisions	37,764,565	37,764,565
Total Non-Current Liabilities	63,512,946	61,126,850
Total Liabilities	100,728,474	94,260,859
Net Assets	1,880,244,093	1,801,892,308
Equity		
Retained surplus	674,872,739	608,820,635
Reserve accounts	221,977,997	209,678,314
Revaluation surplus	983,393,356	983,393,355
Total Equity	1,880,244,093	1,801,892,308

This statement is to be read in conjunction with the accompanying notes.

**MONTHLY FINANCIAL REPORT
FOR THE PERIOD ENDED 30 NOVEMBER 2023**

BASIS OF PREPARATION

BASIS OF PREPARATION

REPORT PURPOSE

This report is prepared to meet the requirements of *Local Government (Financial Management) Regulations 1996, Regulation 34*. Note: The statements and accompanying notes are prepared based on all transactions recorded at the time of preparation and may vary due to transactions being processed for the reporting period after the date of preparation.

BASIS OF ACCOUNTING

This statement comprises a special purpose financial report which has been prepared in accordance with Australian Accounting Standards (as they apply to local governments and not-for-profit entities) and Interpretations of the Australian Accounting Standards Board, and the *Local Government Act 1995* and accompanying regulations.

The *Local Government (Financial Management) Regulations 1996* take precedence over Australian Accounting Standards. Regulation 16 prohibits a local government from recognising as assets Crown land that is a public thoroughfare, such as roads and under roads, and land not owned by but under the control or management of the local government, unless it is a golf course, showground, racecourse or recreational facility of State or regional significance. Consequently, some assets, including land under roads acquired on or after 1 July 2008, have not been recognised in this financial report. This is not in accordance with the requirements of *AASB 1051 Land Under Roads paragraph 15* and *AASB 116 Property, Plant and Equipment paragraph 7*.

Accounting policies which have been adopted in the preparation of this financial report have been consistently applied unless stated otherwise. Except for cash flow and date setting information, the report has been prepared on the accrual basis and is based on historical costs, modified, where applicable, by the measurement at fair value of selected non-current assets, financial assets and liabilities.

PREPARATION TIMING AND REVIEW

Date prepared: All known transactions up to 30 November 2023

SIGNIFICANT ACCOUNTING POLICIES

CRITICAL ACCOUNTING ESTIMATES

The preparation of a financial report in conformity with Australian Accounting Standards requires management to make judgements, estimates and assumptions that effect the application of policies and reported amounts of assets and liabilities, income and expenses. The estimates and associated assumptions are based on historical experience and various other factors that are believed to be reasonable under the circumstances; the results of which form the basis of making the judgements about carrying values of assets and liabilities that are not readily apparent from other sources. Actual results may differ from these estimates.

THE LOCAL GOVERNMENT REPORTING ENTITY

All funds through which the City controls resources to carry on its functions have been included in the financial statements forming part of this financial report.

In the process of reporting on the local government as a single unit, all transactions and balances between those funds (for example, loans and transfers between funds) have been eliminated.

All monies held in the Trust Fund are excluded from the financial statements. A separate statement of those monies

GOODS AND SERVICES TAX

Revenues, expenses and assets are recognised net of the amount of GST, except where the amount of GST incurred is not recoverable from the Australian Taxation Office (ATO). Receivables and payables are stated inclusive of GST receivable or payable. The net amount of GST recoverable from, or payable to, the ATO is included with receivables or payables in the statement of financial position. Cash flows are presented on a gross basis. The GST components of cash flows arising from investing or financing activities which are recoverable from, or payable to, the ATO are presented as operating cash flows.

ROUNDING OFF FIGURES

All figures shown in this statement are rounded to the nearest dollar.

**NOTES TO THE STATEMENT OF FINANCIAL ACTIVITY
FOR THE PERIOD ENDED 30 NOVEMBER 2023**

**NOTE 1
STATEMENT OF FINANCIAL ACTIVITY INFORMATION**

(a) Non-cash items excluded from operating activities

The following non-cash revenue and expenditure has been excluded from operating activities within the Statement of Financial Activity in accordance with Financial Management Regulation 32.

	Notes	Amended Budget	YTD Budget (a)	YTD Actual (b)
Non-cash items excluded from operating activities				
		\$	\$	\$
Adjustments to operating activities				
Less: (Profit)/loss on asset disposals	3	(1,277,988)	284,050	(141,561)
Less: Movement in liabilities associated with restricted cash		802,184	0	1,796,691
Less: Financial assets at fair value through profit and loss		(7,372)	0	6,510
Less: Movement in other liabilities		0	0	38,975
Movement in accrued UGP debtors (non-current)		0	0	1,100,759
Movement in employee benefit provisions (non-current)		0	0	494,097
Add: Depreciation on assets		42,037,630	16,851,068	17,464,359
Total non-cash items excluded from operating activities		41,554,454	17,135,118	20,759,830

(b) Adjustments to net current assets in the Statement of Financial Activity

The following current assets and liabilities have been excluded from the net current assets used in the Statement of Financial Activity in accordance with *Financial Management Regulation* 32 to agree to the surplus/(deficit) after imposition of general rates.

		Last Year Closing	This Time Last Year	Year to Date
		30 June 2023	30 November 2022	30 November 2023
Adjustments to net current assets				
Less: Reserves - restricted cash	6	(209,678,316)	(179,112,361)	(221,977,994)
Less: Bonds & deposits		(3,840,400)	(3,936,955)	(4,108,977)
Add: Borrowings	5	2,500,000	3,538,461	2,500,000
Add: Lease liabilities		100,625	114,651	107,135
Add: Financial assets at amortised cost - non-current	2	38,349,058	95,171,084	58,801,024
Total adjustments to net current assets		(172,569,033)	(84,225,120)	(164,678,812)
Cash and cash equivalents	2	13,592,531	10,284,533	10,100,726
Financial assets at amortised cost	2	183,000,000	156,200,000	208,500,000
Rates receivables		1,923,204	42,896,464	50,124,164
Receivables		8,823,405	6,297,627	10,846,840
Other current assets		5,667,016	4,620,243	3,982,180
Less: Current liabilities				
Payables		(17,525,249)	(18,245,574)	(19,884,063)
Borrowings	5	(2,500,000)	(3,538,461)	(2,500,000)
Contract liabilities	7	(1,211,129)	(2,543,312)	(2,340,021)
Lease liabilities		(100,625)	(114,651)	(107,135)
Provisions	7	(9,313,188)	(8,937,837)	(9,727,222)
Less: Total adjustments to net current assets	1(b)	(172,569,033)	(84,225,120)	(164,678,812)
Closing funding surplus / (deficit)		9,786,927	102,693,905	84,316,648

CURRENT AND NON-CURRENT CLASSIFICATION

In the determination of whether an asset or liability is current or non-current, consideration is given to the time when each asset or liability is expected to be settled. Unless otherwise stated assets or liabilities are classified as current if expected to be settled within the next 12 months, being the Council's operational cycle.

NOTES TO THE STATEMENT OF FINANCIAL ACTIVITY
FOR THE PERIOD ENDED 30 NOVEMBER 2023

OPERATING ACTIVITIES
NOTE 2
CASH AND FINANCIAL ASSETS

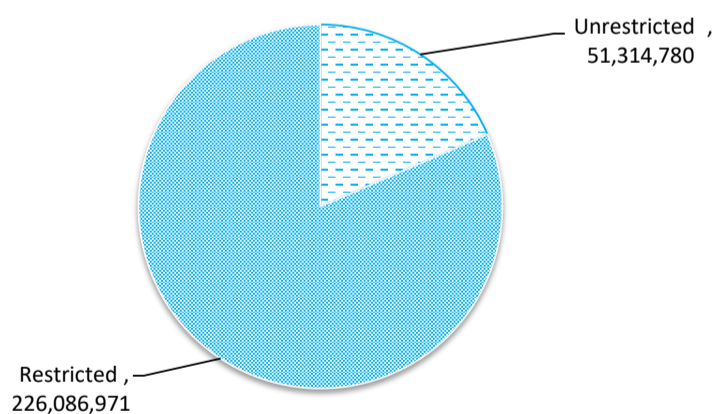
Description	Classification	Unrestricted	Restricted	Total	Institution
		\$	\$	Cash \$	
Cash on hand					
Cash at bank	Cash and cash equivalents	3,000,482	0	3,000,482	NATIONAL AUSTRALIA BANK
Cash on hand	Cash and cash equivalents	100,244	0	100,244	
Term deposits - current	Cash and cash equivalents	7,000,000	0	7,000,000	NATIONAL AUSTRALIA BANK
Term deposits - current	Financial assets at amortised cost	0	13,200,000	13,200,000	BANK OF QUEENSLAND
Term deposits - current	Financial assets at amortised cost	41,214,053	43,585,947	84,800,000	COMMONWEALTH BANK
Term deposits - current	Financial assets at amortised cost	0	6,000,000	6,000,000	ING BANK
Term deposits - current	Financial assets at amortised cost	0	9,500,000	9,500,000	AUSWIDE BANK
Term deposits - current	Financial assets at amortised cost	0	22,000,000	22,000,000	WESTPAC
Term deposits - current	Financial assets at amortised cost	0	13,000,000	13,000,000	NATIONAL AUSTRALIA BANK
Term deposits - current	Financial assets at amortised cost	0	13,500,000	13,500,000	SUNCORP
Term deposits - current	Financial assets at amortised cost	0	32,000,000	32,000,000	CREDIT UNION AUSTRALIA
Term deposits - current	Financial assets at amortised cost	0	7,500,000	7,500,000	AMP
Term deposits - current	Financial assets at amortised cost	0	1,500,000	1,500,000	MYSTATE BANK
Term deposits - current	Financial assets at amortised cost	0	5,500,000	5,500,000	HERITAGE
Other investment - non current	Financial assets at amortised cost	0	801,024	801,024	BARCLAYS BANK
Other investment - non current	Financial assets at amortised cost	0	22,000,000	22,000,000	BANK OF QUEENSLAND
Other investment - non current	Financial assets at amortised cost	0	10,000,000	10,000,000	DEFENCE BANK
Other investment - non current	Financial assets at amortised cost	0	3,000,000	3,000,000	WESTPAC
Other investment - non current	Financial assets at amortised cost	0	1,500,000	1,500,000	AMP
Other investment - non current	Financial assets at amortised cost	0	21,500,000	21,500,000	ING BANK
Total		51,314,780	226,086,971	277,401,751	
Comprising		Unrestricted	Restricted	Total	
		\$	\$	Cash	
		\$	\$	\$	
Cash and cash equivalents		10,100,726	0	10,100,726	
Financial assets at amortised cost		41,214,054	226,086,971	267,301,025	
		51,314,780	226,086,971	277,401,751	

KEY INFORMATION

Cash and cash equivalents include cash on hand, cash at bank, deposits available on demand with banks and other short term highly liquid investments highly liquid investments with original maturities of three months or less that are readily convertible to known amounts of cash and which are subject to an insignificant risk of changes in value and bank overdrafts. Bank overdrafts are reported as short term borrowings in current liabilities in the statement of net current assets.

The local government classifies financial assets at amortised cost if both of the following criteria are met:
the asset is held within a business model whose objective is to collect the contractual cashflows, and
the contractual terms give rise to cash flows that are solely payments of principal and interest.

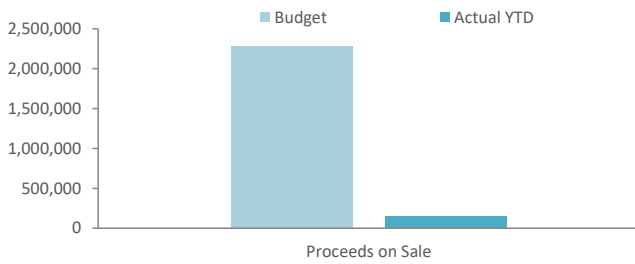
Financial assets at amortised cost held with registered financial institutions are listed in this note other financial assets at amortised cost are provided in Note 4 - Other assets.



NOTES TO THE STATEMENT OF FINANCIAL ACTIVITY
FOR THE PERIOD ENDED 30 NOVEMBER 2023

OPERATING ACTIVITIES
NOTE 3
DISPOSAL OF ASSETS

Asset Ref.	Asset description	Budget				YTD Actual			
		Net Book Value	Proceeds	Profit	(Loss)	Net Book Value	Proceeds	Profit	(Loss)
		\$	\$	\$	\$	\$	\$	\$	\$
	Plant and equipment	1,006,920	2,284,908	1,277,988	0	0	141,561	141,561	0
		1,006,920	2,284,908	1,277,988	0	0	141,561	141,561	0



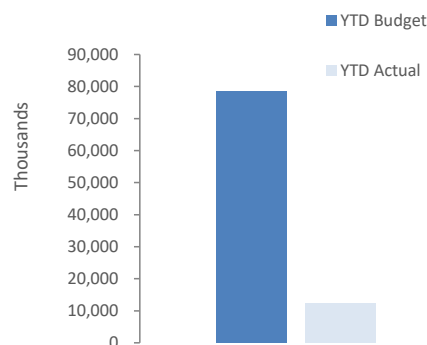
**NOTES TO THE STATEMENT OF FINANCIAL ACTIVITY
FOR THE PERIOD ENDED 30 NOVEMBER 2023**

**INVESTING ACTIVITIES
NOTE 4
CAPITAL ACQUISITIONS**

Capital acquisitions	Amended		YTD Actual	YTD Actual Variance
	Budget	YTD Budget		
	\$	\$	\$	\$
Buildings	18,038,697	3,258,028	2,262,994	(995,034)
Furniture and equipment	540,000	50,000	0	(50,000)
Fleet and equipment	14,580,030	1,318,122	1,135,941	(182,181)
Information technology	5,093,293	745,117	508,952	(236,165)
Infrastructure - roads	12,465,559	2,910,560	3,373,589	463,029
Infrastructure - drainage	7,140,337	797,327	455,496	(341,831)
Infrastructure - footpath	2,827,324	686,926	673,784	(13,142)
Infrastructure - parks hard	9,779,659	2,764,266	1,782,908	(981,358)
Infrastructure - parks landscaping	1,258,180	537,792	398,911	(138,881)
Infrastructure - landfill site	3,012,853	848,807	1,662,304	813,497
Infrastructure - marina	1,505,782	80,776	82,425	1,649
Infrastructure - coastal	2,277,873	285,134	86,469	(198,665)
Payments for Capital Acquisitions	78,519,586	14,282,855	12,423,773	(1,859,082)
Total Capital Acquisitions	78,519,586	14,282,855	12,423,773	(1,859,082)
Capital Acquisitions Funded By:				
	\$	\$	\$	\$
Capital grants and contributions	(11,888,885)	1,281,777	1,364,709	82,931
Other (disposals & C/Fwd)	(2,284,908)	0	(141,561)	(141,561)
Cash backed reserves				
Plant & Vehicle Replacement	(9,662,616)	(783,747)	(444,305)	339,441
Information Technology	(405,000)	0	0	0
Waste & Recycling	(4,195,357)	(928,473)	(838,134)	90,339
Land Development and Investment Fund	(2,020,796)	(14,247)	(13,957)	290
Roads & Drainage Infrastructure	(3,963,214)	0	0	0
Community Infrastructure	(8,954,883)	(200,370)	(172,131)	28,239
Port Coogee Special Maintenance - SAR	(280,000)	(90,000)	(33,446)	56,554
Community Surveillance	(684,250)	(50,250)	0	50,250
Waste Collection	(918,000)	0	0	0
CIHCF Building Maintenance	(563,013)	0	(13,025)	(13,025)
Cockburn ARC Building Maintenance	(2,465,000)	(195,108)	0	195,108
Carry Forward Projects	(16,013,768)	(3,099,432)	(1,454,678)	1,644,754
Port Coogee Marina Assets Replacement	(578,470)	0	(33,200)	(33,200)
Port Coogee Waterways - WEMP	(344,600)	0	0	0
Contribution - operations	(13,296,827)	(10,203,005)	(10,644,044)	(441,039)
Capital funding total	(78,519,586)	(14,282,855)	(12,423,773)	1,859,082

SIGNIFICANT ACCOUNTING POLICIES

Plant assets are initially recognised at cost. Cost is determined as the fair value of the assets given as consideration plus costs incidental to the acquisition. For assets acquired at no cost or for nominal consideration, cost is determined as fair value at the date of acquisition. The cost of non-current assets constructed by the local government includes the cost of all materials used in the construction, direct labour on the project and an appropriate proportion of variable and fixed overhead. Certain asset classes may be revalued on a regular basis such that the carrying values are not materially different from fair value. Assets carried at fair value are to be revalued with sufficient regularity to ensure the carrying amount does not differ materially from that determined using fair value at reporting date.



**NOTES TO THE STATEMENT OF FINANCIAL ACTIVITY
FOR THE PERIOD ENDED 30 NOVEMBER 2023**

**FINANCING ACTIVITIES
NOTE 5
BORROWINGS**

Repayments - borrowings

Information on borrowings Particulars	Loan No.	1 July 2023	New Loans		Principal Repayments		Principal Outstanding		Interest Repayments	
			Actual	Budget	Actual	Budget	Actual	Budget	Actual	Budget
		\$	\$	\$	\$	\$	\$	\$	\$	
Recreation and culture										
to assist fund the Cockburn Central West Development	8	7,500,000	0	0	0	2,500,000	7,500,000	5,000,000	0	350,000
Forward Balance		7,500,000	0	0	0	2,500,000	7,500,000	5,000,000	0	350,000
Total		7,500,000	0	0	0	2,500,000	7,500,000	5,000,000	0	350,000
Current borrowings		3,226,983					2,500,000			
Non-current borrowings		4,273,017					5,000,000			
		7,500,000					7,500,000			

All debenture repayments were financed by general purpose revenue.

KEY INFORMATION

All loans and borrowings are initially recognised at the fair value of the consideration received less directly attributable transaction costs. After initial recognition, interest-bearing loans and borrowings are subsequently measured at amortised cost using the effective interest method. Fees paid on the establishment of loan facilities that are yield related are included as part of the carrying amount of the loans and borrowings.



**NOTES TO THE STATEMENT OF FINANCIAL ACTIVITY
FOR THE PERIOD ENDED 30 NOVEMBER 2023**

**OPERATING ACTIVITIES
NOTE
CASH RESERVE**

Reserve name	Opening Balance	Budget Interest Earned	Actual Interest Earned	Budget Transfers In (+)	Actual Transfers In (+)	Budget Transfers Out (-)	Actual Transfers Out (-)	Budget Closing Balance	Actual YTD Closing Balance
	\$	\$	\$	\$	\$	\$	\$	\$	\$
<i>Council Funded</i>									
Aff Payments & Entitlements	1,762,036	0	0	0	0	(41,475)	0	1,720,561	1,762,036
Ant & Vehicle Replacement	12,489,426	0	0	3,085,500	3,042,131	(9,573,096)	(444,305)	5,912,310	15,087,253
Information Technology	3,147,908	0	0	1,500,000	1,500,000	(405,000)	0	4,242,908	4,647,908
Major Building Refurbishment	20,348,071	0	0	1,500,000	1,500,000	0	0	21,848,071	21,848,071
Waste & Recycling	17,965,167	0	0	3,822,443	0	(4,275,357)	(838,134)	17,512,253	17,127,036
Land Development and Investment Fund	4,041,642	0	0	500,000	0	(4,848,590)	(1,961,919)	(306,948)	2,079,723
Roads & Drainage Infrastructure	16,796,728	0	0	3,061,211	2,500,000	(4,057,870)	787	11,800,069	19,297,511
Marine Base Shacks	1,291,186	0	0	150,000	0	0	0	1,441,186	1,291,186
Community Infrastructure	39,902,481	0	0	0	0	(4,044,351)	(172,131)	30,858,130	39,730,353
Insurance	2,109,607	0	0	0	0	0	0	2,109,607	2,109,607
Greenhouse Action Fund	1,108,938	0	0	200,000	200,000	0	0	1,308,938	1,308,938
MRP Post Closure Management & Contamination	4,871,959	0	0	2,000,000	0	(360,000)	0	6,511,959	4,871,959
Municipal Elections	301,420	0	0	150,000	150,000	(300,000)	0	151,420	451,420
Community Surveillance	936,514	0	0	300,000	300,000	(1,067,894)	(45,523)	118,620	1,190,994
Waste Collection	9,920,005	0	0	2,000,000	0	(1,165,500)	0	10,754,505	9,920,005
Environmental Offset	248,759	0	0	0	0	0	0	248,759	248,759
Marine Lake Management Plan	15,267	0	0	0	0	0	0	15,267	15,267
HCF Building Maintenance	12,119,211	0	0	1,000,000	606,189	(563,013)	(13,025)	12,556,198	12,712,370
Blackburn ARC Building Maintenance	8,175,048	0	0	1,500,000	1,500,000	(1,920,000)	0	7,210,048	9,675,048
Priority Forward Projects	15,701,407	0	0	8,759,609	8,759,609	(17,712,587)	(1,448,596)	6,748,429	23,012,429
Port Coogee Marina Assets Replacement	2,298,541	0	0	300,000	0	(578,470)	(33,200)	2,020,071	2,265,341
Coogee Beach Foreshore Management	118,334	0	4,362	1,000,000	730,253	0	0	1,118,334	852,941
Total Council Funded Reserve	175,669,657	0	4,362	30,828,763	20,788,182	(50,913,203)	(4,956,047)	145,900,697	191,506,153
<i>Restricted Funded</i>									
Severely Damaged and Disabled Asset Replacement	476,874	0	6,664	0	0	0	0	476,874	483,538



**NOTES TO THE STATEMENT OF FINANCIAL ACTIVITY
FOR THE PERIOD ENDED 30 NOVEMBER 2023**

**OPERATING ACTIVITIES
NOTE
CASH RESERVE**

Reserve name	Opening Balance	Budget Interest Earned	Actual Interest Earned	Budget Transfers In (+)	Actual Transfers In (+)	Budget Transfers Out (-)	Actual Transfers Out (-)	Budget Closing Balance	Actual YTD Closing Balance
	\$	\$	\$	\$	\$	\$	\$	\$	\$
Welfare Projects Employee Entitlements	858,114	0	6,873	0	0	(20,629)	0	837,485	864,988
Port Coogee Special Maintenance - SAR	2,119,576	0	32,718	400,000	422,122	(531,681)	(211,514)	1,987,895	2,362,900
Port Coogee Waterways - SAR	307,267	0	6,207	100,000	108,681	0	0	407,267	422,150
Family Day Care Accumulation Fund	(0)	0	33	0	0	0	0	(0)	33
Wal Base Shack Removal	881,216	0	12,313	50,000	0	(20,000)	0	911,216	893,520
Restricted Grants & Contributions	7,448,742	0	0	0	0	(5,954,745)	(5,831,608)	1,493,998	1,617,130
Public Open Space - Various	5,172,673	0	69,879	0	0	0	0	5,172,673	5,242,552
Port Coogee Waterways - WEMP	1,042,500	0	15,308	0	0	(498,626)	(16,438)	543,874	1,041,370
Rockburn Coast SAR	124,974	0	2,257	55,000	52,335	(22,323)	(9,340)	157,651	170,220
Total Restricted Funded Reserve	18,431,937	0	152,253	605,000	583,137	(7,048,003)	(6,068,899)	11,988,933	13,098,420
Developer Contribution Plans									
Community Infrastructure (DCA 13)	924,399	0	36,962	3,000,000	1,002,538	(2,925,602)	0	998,797	1,963,899
Developer Contribution Plans - Various	14,652,324	0	188,194	1,105,000	568,998	(377,214)	0	15,380,110	15,409,510
Total Developer Contribution Reserve	15,576,723	0	225,156	4,105,000	1,571,536	(3,302,816)	0	16,378,907	17,373,410
Total Cash Reserve	209,678,316	0	381,770	35,538,763	22,942,855	(61,264,022)	(11,024,946)	174,268,537	221,977,990



NOTES TO THE STATEMENT OF FINANCIAL ACTIVITY
FOR THE PERIOD ENDED 30 NOVEMBER 2023

OPERATING ACTIVITIES
NOTE 7
OTHER CURRENT LIABILITIES

Other current liabilities	Note	Opening Balance 1 July 2023	Liability Increase	Liability Reduction	Closing Balance 30 November 2023
		\$	\$	\$	\$
Contract liabilities					
Unspent grants, contributions and reimbursements - non-operating		1,211,129	1,282,354	(153,463)	2,340,021
Total unspent grants, contributions and reimbursements		1,211,129	1,282,354	(153,463)	2,340,021
Provisions					
Annual leave		4,643,393	23,927,560	(23,513,525)	5,057,427
Long service leave		4,669,795	0	0	4,669,795
Total Provisions		9,313,188	23,927,560	(23,513,525)	9,727,222
Total other current assets		10,524,317	25,209,914	(23,666,988)	12,067,243
Amounts shown above include GST (where applicable)					

KEY INFORMATION

Provisions

Provisions are recognised when the City has a present legal or constructive obligation, as a result of past events, for which it is probable that an outflow of economic benefits will result and that outflow can be reliably measured.

Provisions are measured using the best estimate of the amounts required to settle the obligation at the end of the reporting period.

Employee benefits

Short-term employee benefits

Provision is made for the City's obligations for short-term employee benefits. Short-term employee benefits are benefits (other than termination benefits) that are expected to be settled wholly before 12 months after the end of the annual reporting period in which the employees render the related service, including wages, salaries and sick leave. Short-term employee benefits are measured at the (undiscounted) amounts expected to be paid when the obligation is settled.

The City's obligations for short-term employee benefits such as wages, salaries and sick leave are recognised as a part of current trade and other payables in the calculation of net current assets.

Other long-term employee benefits

The City's obligations for employees' annual leave and long service leave entitlements are recognised as provisions in the statement of financial position.

Long-term employee benefits are measured at the present value of the expected future payments to be made to employees. Expected future payments incorporate anticipated future wage and salary levels, durations of service and employee departures and are discounted at rates determined by reference to market yields at the end of the reporting period on government bonds that have maturity dates that approximate the terms of the obligations. Any remeasurements for changes in assumptions of obligations for other long-term employee benefits are recognised in profit or loss in the periods in which the changes occur. The City's obligations for long-term employee benefits are presented as non-current provisions in its statement of financial position, except where the City does not have an unconditional right to defer settlement for at least 12 months after the end of the reporting period, in which case the obligations are presented as current provisions.

Contract liabilities

An entity's obligation to transfer goods or services to a customer for which the entity has received consideration (or the amount is due) from the customer. Grants to acquire or construct recognisable non-financial assets to identified specifications be constructed to be controlled by the City are recognised as a liability until such time as the City satisfies its obligations under the agreement.

**NOTES TO THE STATEMENT OF FINANCIAL ACTIVITY
FOR THE PERIOD ENDED 30 NOVEMBER 2023**

**NOTE 8
BUDGET AMENDMENTS**

Amendments to original budget since budget adoption. Surplus/(Deficit)

Project/ Activity	Description	Council Resolution	Classification	Non Cash Adjustment	Increase in Available Cash	Decrease in Available Cash	Amended Budget Running Balance
				\$	\$	\$	\$
	Budget adoption						262,844
Various	Expenditure Review Committee July 2023	OCM 10/08/2023				(106,226)	156,618
24111	Coogee Golf Complex flora and fauna study	OCM 10/08/2023				(125,000)	31,618
N7768	Increase expenditure to purchase landfill compactor	OCM 14/09/2023	Capital Expenses			(195,000)	(163,382)
N7768	Increase funding from reserve to purchase landfill compactor	OCM 14/09/2023	Transfer from Reserve		195,000		31,618
Various	Expenditure Review Committee September 2023	OCM 05/10/2023			417,092		448,710
	Increase funding from Carry Forward Reserve to fund						
N4712	Cockburn BMX project at Malabar Park	OCM 10/08/2023	Transfer from Reserve		3,000,000		3,448,710
	Increase external funding from CSRFF to fund Cockburn BMX						
N4712	project at Malabar Park	OCM 10/08/2023	Capital Revenue		100,000		3,548,710
	Increase funding from Contaminated Sites & HWRP Reserve						
N4712	to fund Cockburn BMX project at Malabar Park	OCM 10/08/2023	Transfer from Reserve		300,000		3,848,710
N4712	Increase funding from Community Infrastructure Reserve to fund	OCM 10/08/2023	Transfer from Reserve		1,900,000		5,748,710
	Increase expenditure to construct Cockburn BMX at Malabar						
N4712	Park	OCM 10/08/2023	Capital Expenses			(5,300,000)	448,710
				0	5,912,092	(5,726,226)	




**NOTES TO THE STATEMENT OF FINANCIAL ACTIVITY
FOR THE PERIOD ENDED 30 NOVEMBER 2023**

**NOTE 9
EXPLANATION OF MATERIAL VARIANCES**

The material variance thresholds are adopted annually by Council as an indicator of whether the actual expenditure or revenue varies from the year to date Actual materially.

The material variance adopted by Council for the 2023-24 year is \$300,000 or 0.00% whichever is the greater.

Reporting Program	Var. \$	Var. %	Timing/ Permanent	Explanation of Variance
Revenue from operating activities				
Operations & Maintenance	2,265,038	33.66%	▲ Timing	Revenue brought forward
Expenditure from operating activities				
Community Development & Services	314,089	5.83%	▲ Timing	Expenditure brought forward
Development Assessment & Compliance	294,675	10.80%	▲ Timing	Expenditure brought forward
Property & Assets	339,189	6.89%	▲ Timing	Expenditure brought forward
Business & Economic Development	698,509	63.24%	▲ Timing	Expenditure brought forward
Investing activities				
Payments for property, plant and equipment and infrastructure	1,859,082	13.02%	▲ Timing	Expenditure brought forward
Financing activities				
Transfer from reserves	(3,757,566)	(25.42%)	▼ Timing	Expenditure brought forward



CITY OF COCKBURN
MONTHLY FINANCIAL REPORT
(Containing the Statement of Financial Activity)
For the Period Ended 31 December 2023

LOCAL GOVERNMENT ACT 1995
LOCAL GOVERNMENT (FINANCIAL MANAGEMENT) REGULATIONS 1996

TABLE OF CONTENTS

Monthly Summary Information	2
Statement of Financial Activity by Nature or Type	4
Statement of Financial Activity by Business Unit	6
Statement of Financial Position	7
Basis of Preparation	8
Note 1 Statement of Financial Activity Information	9
Note 2 Cash and Financial Assets	10
Note 3 Disposal of Assets	11
Note 4 Capital Acquisitions	12
Note 5 Borrowings	13
Note 6 Cash Reserves	14
Note 7 Other Current Liabilities	16
Note 9 Budget Amendments	17
Note 10 Explanation of Material Variances	18



**MONTHLY FINANCIAL REPORT
FOR THE PERIOD ENDED 31 DECEMBER 2023**

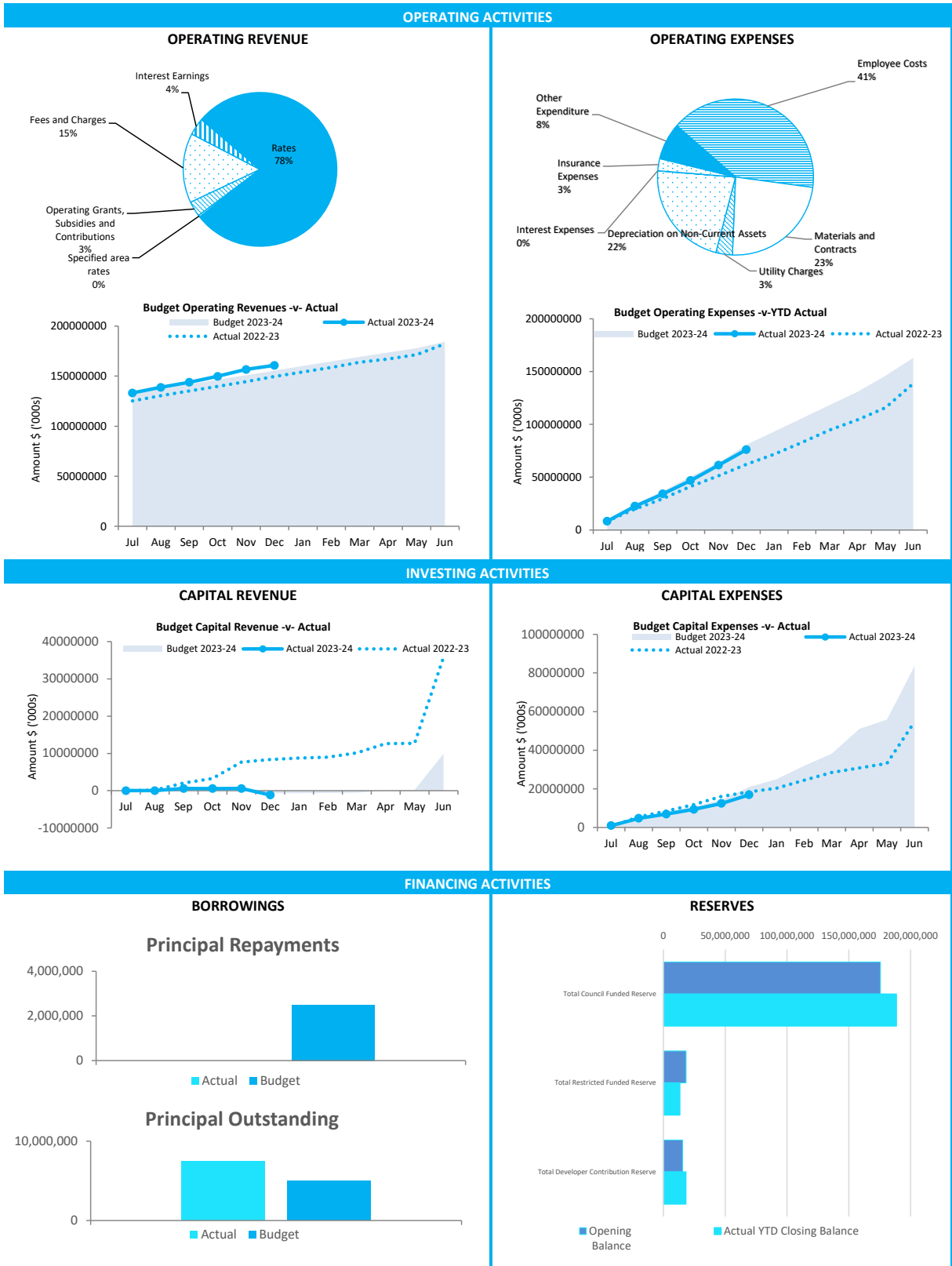
SUMMARY INFORMATION

Funding surplus / (deficit) Components				
Funding surplus / (deficit)				
	Amended Budget	YTD Budget (a)	YTD Actual (b)	Var. \$ (b)-(a)
Opening	\$10.76 M	\$10.76 M	\$9.79 M	(\$0.97 M)
Closing	\$0.36 M	\$63.39 M	\$72.23 M	\$8.84 M
Refer to Statement of Financial Activity				
Cash and financial assets				
	\$266.13 M	% of total		
Unrestricted Cash	\$45.36 M	17.0%		
Restricted Cash	\$220.78 M	83.0%		
Refer to Note 2 - Cash and Financial Assets				
Key Operating Activities				
Amount attributable to operating activities				
Amended Budget	YTD Budget (a)	YTD Actual (b)	Var. \$ (b)-(a)	
\$30.11 M	\$78.21 M	\$92.45 M	\$14.24 M	
Refer to Statement of Financial Activity				
		Employee Cost		
		YTD Actual	(\$38.04 M)	% Variance
		YTD Budget	(\$38.55 M)	(1.3%)
Refer to Statement of Financial Activity				
Rates Revenue		Fees and Charges		
YTD Actual	\$126.24 M	% Variance	YTD Actual	\$23.57 M
YTD Budget	\$125.39 M	0.0%	YTD Budget	\$20.65 M
Refer to Statement of Financial Activity		Refer to Statement of Financial Activity		
		Materials & Contracts		
		YTD Actual	(\$21.93 M)	% Variance
		YTD Budget	(\$27.31 M)	(19.7%)
Refer to Statement of Financial Activity				
Key Investing Activities				
Amount attributable to investing activities				
Amended Budget	YTD Budget (a)	YTD Actual (b)	Var. \$ (b)-(a)	
(\$73.42 M)	(\$23.19 M)	(\$19.71 M)	\$3.48 M	
Refer to Statement of Financial Activity				
Proceeds on sale		Asset Acquisition		
YTD Actual	\$0.28 M	%	YTD Actual	\$16.88 M
Amended Budget	\$2.28 M	12.4%	Amended Budget	\$83.60 M
Refer to Note 3 - Disposal of Assets		Refer to Note 4 - Capital Acquisition		
		Capital Grants		
		YTD Actual	\$3.11 M	% Received
		Amended Budget	(\$7.89 M)	(39.4%)
Refer to Note 4 - Capital Acquisition				
Key Financing Activities				
Amount attributable to financing activities				
Amended Budget	YTD Budget (a)	YTD Actual (b)	Var. \$ (b)-(a)	
\$32.91 M	(\$2.38 M)	(\$10.30 M)	(\$7.91 M)	
Refer to Statement of Financial Activity				
Borrowings		Reserves		
Principal repayments	\$0.00 M	Reserves balance	\$219.97 M	
Interest expense	\$0.00 M	Interest earned	\$0.47 M	
Principal due	\$7.50 M			
Refer to Note 5 - Borrowings		Refer to Note 6 - Cash Reserves		

This information is to be read in conjunction with the accompanying Financial Statements and notes.

**MONTHLY FINANCIAL REPORT
FOR THE PERIOD ENDED 31 DECEMBER 2023**

SUMMARY INFORMATION - GRAPHS



This information is to be read in conjunction with the accompanying Financial Statements and Notes.



**STATEMENT OF FINANCIAL ACTIVITY
FOR THE PERIOD ENDED 31 DECEMBER 2023**

BY NATURE OR TYPE

	Ref Note	Amended Budget	YTD Budget (a)	YTD Actual (b)	Var. \$ (b)-(a)	Var. % (b)-(a)/(a)	Var.
		\$	\$	\$	\$	%	
Opening funding surplus / (deficit)	1(c)	10,759,609	10,759,609	9,786,927	(972,682)	(9.04%)	▼
Revenue from operating activities							
Interest		125,200,000	124,842,500	125,644,003	801,503	0.64%	▲
Specified area rates		555,000	549,048	597,984	48,936	8.91%	
Operating grants, subsidies and contributions		10,735,707	5,155,974	5,162,871	6,897	0.13%	
Fees and charges		38,827,375	20,651,536	23,567,503	2,915,967	14.12%	▲
Service charges		500,000	0	0	0	0.00%	
Interest earnings		8,530,280	4,311,173	5,808,506	1,497,333	34.73%	▲
Fair value adjustments to financial assets at fair value							
Gross profit or loss		7,372	0	0	0	0.00%	
Profit/(loss) on disposal of assets		1,277,988	(115,052)	277,484	392,536	(341.18%)	
		185,633,722	155,395,179	161,058,351	5,663,172	3.64%	
Expenditure from operating activities							
Employee costs		(77,587,993)	(38,548,985)	(38,038,510)	510,475	1.32%	▲
Materials and contracts		(57,126,573)	(27,314,887)	(21,933,219)	5,381,668	19.70%	▲
Utility charges		(6,317,951)	(3,120,529)	(3,189,203)	(68,674)	(2.20%)	
Depreciation on non-current assets		(42,037,630)	(20,226,996)	(20,754,136)	(527,140)	(2.61%)	▼
Interest expenses		(400,883)	(127,445)	(7,811)	119,634	93.87%	
Insurance expenses		(2,197,970)	(2,197,970)	(2,348,504)	(150,534)	(6.85%)	
Other expenditure		(11,404,389)	(5,878,372)	(7,076,892)	(1,198,520)	(20.39%)	▼
		(197,073,389)	(97,415,184)	(93,348,275)	4,066,909	4.17%	
Non-cash amounts excluded from operating activities	1(a)	41,554,454	20,226,996	24,741,807	4,514,811	22.32%	▲
Amount attributable to operating activities		30,114,787	78,206,991	92,451,883	14,244,892		
Investing activities							
Proceeds from non-operating grants, subsidies and contributions		7,888,885	(2,716,752)	(3,111,857)	(395,105)	14.54%	
Proceeds from disposal of assets	3	2,284,908	388,408	282,399	(106,009)	(27.29%)	
Payments for property, plant and equipment and infrastructure	4	(83,598,502)	(20,864,351)	(16,881,969)	3,982,382	19.09%	▲
Amount attributable to investing activities		(73,424,709)	(23,192,695)	(19,711,427)	3,481,268		
Financing Activities							
Transfer from reserves	6	70,948,542	18,226,628	13,909,266	(4,317,362)	(23.69%)	▼
Payment of debentures	5	(2,500,000)	0	0	0	0.00%	
Transfer to reserves	6	(35,538,763)	(20,611,320)	(24,205,879)	(3,594,559)	(17.44%)	▼
Amount attributable to financing activities		32,909,779	(2,384,692)	(10,296,613)	(7,911,920)		
Closing funding surplus / (deficit)	1(c)	359,467	63,389,213	72,230,770	8,841,558		

KEY INFORMATION

▼ Indicates a variance between Year to Date (YTD) Actual and YTD Budget data as per the adopted materiality threshold.

Refer to Note 9 for an explanation of the reasons for the variance.

This statement is to be read in conjunction with the accompanying Financial Statements and Notes.

KEY TERMS AND DESCRIPTIONS**FOR THE PERIOD ENDED 31 DECEMBER 2023****NATURE OR TYPE DESCRIPTIONS****REVENUE****RATES**

Rates levied under the *Local Government Act 1995*. Includes general, differential, specified area rates, minimum rates, interim rates, back rates, ex-gratia rates, less discounts and concessions offered. Exclude administration fees, interest on instalments, interest on arrears, service charges and average rates.

OPERATING GRANTS, SUBSIDIES AND CONTRIBUTIONS

Refers to all amounts received as grants, subsidies and contributions that are not non-operating grants.

NON-OPERATING GRANTS, SUBSIDIES AND CONTRIBUTIONS

Amounts received specifically for the acquisition, construction new or the upgrading of identifiable non financial assets paid to a local government, irrespective of whether these amounts are received as capital grants, subsidies, contributions or donations.

REVENUE FROM CONTRACTS WITH CUSTOMERS

Revenue from contracts with customers is recognised when the local government satisfies its performance obligations under the contract.

FEES AND CHARGES

Revenues (other than service charges) from the use of facilities and charges made for local government services, sewerage fees, rentals, hire charges, fee for service, photocopying charges, licences, sale of goods or information, fines, penalties and administration fees. Local governments may wish to disclose more detail such as rubbish collection fees, rental of property, fines and penalties, other fees and charges.

SERVICE CHARGES

Service charges imposed under *Division 6 of Part 6 of the Local Government Act 1995*. *Regulation 54 of the Local Government (Financial Management) Regulations 1996* identifies these as television and radio broadcasting, underground electricity and neighbourhood surveillance services. Exclude rubbish removal charges. Interest and other items of a similar nature received from bank and investment accounts, interest on rate instalments, interest on rate arrears and interest on debtors.

INTEREST EARNINGS

Interest and other items of a similar nature received from bank and investment accounts, interest on rate instalments, interest on rate arrears and interest on debtors.

OTHER REVENUE / INCOME

Other revenue, which can not be classified under the above headings, includes dividends, discounts, rebates etc.

LOSS ON ASSET DISPOSAL

Loss of assets received over the net book value for assets on their disposal.

EXPENSES**EMPLOYEE COSTS**

All costs associate with the employment of person such as salaries, wages, allowances, benefits such as vehicle and housing, superannuation, employment expenses, removal expenses, relocation expenses, worker's compensation insurance, training costs, conferences, safety expenses, medical examinations, fringe benefit tax, etc.

MATERIALS AND CONTRACTS

All expenditures on materials, supplies and contracts not classified under other headings. These include supply of goods and materials, legal expenses, consultancy, maintenance agreements, communication expenses, advertising expenses, membership, periodicals, publications, hire expenses, rental, leases, postage and freight etc. Local governments may wish to disclose more detail such as contract services, consultancy, information technology, rental or lease expenditures.

UTILITIES (GAS, ELECTRICITY, WATER, ETC.)

Expenditures made to the respective agencies for the provision of power, gas or water. Exclude expenditures incurred for the reinstatement of roadwork on behalf of these agencies.

INSURANCE

All insurance other than worker's compensation and health benefit insurance included as a cost of employment.

LOSS ON ASSET DISPOSAL

Shortfall between the value of assets received over the net book value for assets on their disposal.

DEPRECIATION ON NON-CURRENT ASSETS

Depreciation expense raised on all classes of assets.

INTEREST EXPENSES

Interest and other costs of finance paid, including costs of finance for loan debentures, overdraft accommodation and refinancing expenses.

OTHER EXPENDITURE

Statutory fees, taxes, allowance for impairment of assets, member's fees or State taxes. Donations and subsidies made to community groups.

**STATEMENT OF FINANCIAL ACTIVITY
FOR THE PERIOD ENDED 31 DECEMBER 2023**

STATUTORY REPORTING BY BUSINESS UNIT

	Ref Note	Amended Budget	YTD Budget (a)	YTD Actual (b)	Var. \$ (b)-(a)	Var. % (b)-(a)/(a)	Var.
		\$	\$	\$	\$	%	
Opening funding surplus / (deficit)	1(c)	10,759,609	10,759,609	9,786,927	(972,682)	(9.04%)	▼
Revenue from operating activities							
governance, Risk & Compliance		9,025	827	2,702	1,875	226.72%	
inance		136,036,112	130,405,388	132,415,551	2,010,163	1.54%	▲
formation & Technology		0	0	5,687	5,687	0.00%	
ibrary & Cultural Services		329,060	119,253	95,078	(24,175)	(20.27%)	
ecreation Infrastructure & Services		15,175,970	7,581,575	7,816,166	234,591	3.09%	
ommunity Development & Services		8,026,036	4,076,795	4,682,077	605,282	14.85%	▲
ommunity Safety & Ranger Services		1,430,960	691,121	721,048	29,927	4.33%	
velopment Assessment & Compliance		3,321,485	1,907,714	1,936,054	28,340	1.49%	
lanning		203,200	10,500	204	(10,296)	(98.06%)	
ustainability & Environment		737,053	355,234	297,188	(58,046)	(16.34%)	
perations & Maintenance		14,646,300	7,791,455	10,157,323	2,365,868	30.36%	▲
rojects		0	0	2,067	2,067	0.00%	
roperty & Assets		4,014,311	2,306,817	2,737,805	430,988	18.68%	▲
usiness & Economic Development		1,407,209	0	0	0	0.00%	
ople Experience		297,000	148,500	189,325	40,825	27.49%	
		185,633,721	155,395,179	161,058,275	5,663,096		
Expenditure from operating activities							
xecutive Support		(4,327,732)	(1,818,309)	(1,703,810)	114,499	6.30%	
orporate Strategy		(682,670)	(414,094)	(215,708)	198,386	47.91%	
governance, Risk & Compliance		(2,359,883)	(951,665)	(707,825)	243,840	25.62%	
inance		(6,700,186)	(4,430,162)	(4,294,060)	136,102	3.07%	
formation & Technology		(9,279,210)	(5,952,952)	(5,836,448)	116,504	1.96%	
rocurement		(1,032,909)	(515,773)	(439,958)	75,815	14.70%	
ibrary & Cultural Services		(7,637,496)	(3,899,885)	(4,092,625)	(192,740)	(4.94%)	
ecreation Infrastructure & Services		(17,702,956)	(8,466,193)	(8,056,904)	409,289	4.83%	▲
ommunity Development & Services		(13,623,810)	(6,862,598)	(6,264,931)	597,667	8.71%	▲
ommunity Safety & Ranger Services		(6,992,702)	(3,381,776)	(3,232,812)	148,964	4.40%	
velopment Assessment & Compliance		(7,176,450)	(3,534,522)	(3,097,783)	436,739	12.36%	▲
lanning		(3,746,797)	(1,720,103)	(1,738,211)	(18,108)	(1.05%)	
ustainability & Environment		(4,665,405)	(2,253,707)	(1,679,993)	573,714	25.46%	▲
perations & Maintenance		(85,772,164)	(41,232,323)	(41,762,963)	(530,640)	(1.29%)	▼
rojects		(1,239,536)	(559,646)	(434,414)	125,232	22.38%	
roperty & Assets		(13,402,006)	(6,079,743)	(5,542,632)	537,111	8.83%	▲
takeholder Management		(1,309,903)	(641,307)	(511,069)	130,238	20.31%	
ommunications & Marketing		(1,970,598)	(955,753)	(977,640)	(21,887)	(2.29%)	
ustomer Experience		(1,489,144)	(737,465)	(666,968)	70,497	9.56%	
usiness & Economic Development		(2,396,341)	(1,271,372)	(471,643)	799,729	62.90%	▲
ople Experience		(3,942,960)	(1,957,936)	(2,027,612)	(69,676)	(3.56%)	
ransformation, Culture & Innovation		(1,027,095)	(503,134)	(250,608)	252,526	50.19%	
nternal Recharging		1,404,560	725,233	658,342	(66,891)	9.22%	
		(197,073,393)	(97,415,185)	(93,348,275)	4,066,910		
Non-cash amounts excluded from operating activities	1(a)	41,554,454	20,226,996	24,741,807	4,514,811	22.32%	▲
Amount attributable to operating activities		30,114,782	78,206,990	92,451,807	14,244,817		
Investing Activities							
roceeds from non-operating grants, subsidies and contributions		7,888,885	(2,716,752)	(3,111,857)	(395,105)	14.54%	
roceeds from disposal of assets	3	2,284,908	388,408	282,399	(106,009)	(27.29%)	
ayments for property, plant and equipment and infrastructure	4	(83,598,502)	(20,864,351)	(16,881,969)	3,982,382	19.09%	▲
Amount attributable to investing activities		(73,424,709)	(23,192,695)	(19,711,427)	3,481,268		
Financing Activities							
ransfer from reserves	6	70,948,542	18,226,628	13,909,266	(4,317,362)	(23.69%)	▼
epayment of debentures	5	(2,500,000)	0	0	0	0.00%	
ransfer to reserves	6	(35,538,763)	(20,611,320)	(24,205,879)	(3,594,559)	(17.44%)	▼
Amount attributable to financing activities		32,909,779	(2,384,692)	(10,296,613)	(7,911,920)		
Closing funding surplus / (deficit)	1(c)	359,467	63,389,213	72,230,770			

KEY INFORMATION

▲ ▼ Indicates a variance between Year to Date (YTD) Actual and YTD Actual data as per the adopted materiality threshold. Refer to threshold. Refer to Note 9 for an explanation of the reasons for the variance.
The material variance adopted by Council for the 2023-24 year is \$300,000 or 0.00% whichever is the greater.
This statement is to be read in conjunction with the accompanying Financial Statements and notes.

**MONTHLY FINANCIAL REPORT
FOR THE PERIOD ENDED 31 DECEMBER 2023**

STATEMENT OF FINANCIAL POSITION

	Year to Date 31 December 2023	Last Year Closing 30 June 2023
	\$	\$
Current Assets		
Cash and cash equivalents	5,131,683	13,592,531
Financial assets	205,200,000	183,000,000
Trade and other receivables	58,336,908	16,386,312
Inventories	7,946	27,313
Total Current Assets	268,676,537	213,006,156
Non-Current Assets		
Trade and other receivables	216,214	1,362,704
Other financial assets	55,964,003	38,512,037
Property, plant and equipment	407,586,344	406,497,056
Infrastructure	1,231,808,844	1,236,775,214
Total Non-Current Assets	1,695,575,405	1,683,147,011
Total Assets	1,964,251,942	1,896,153,167
Current Liabilities		
Trade and other payables	18,521,178	20,009,067
Other liabilities	3,018,129	1,211,129
Lease liabilities	108,436	100,625
Borrowings	2,500,000	2,500,000
Employee related provisions	9,292,970	9,313,188
Total Current Liabilities	33,440,713	33,134,009
Non-Current Liabilities		
Other liabilities	19,431,165	16,764,058
Borrowings	5,000,000	5,000,000
Employee related provisions	2,124,968	1,598,227
Other provisions	37,764,565	37,764,565
Total Non-Current Liabilities	64,320,698	61,126,850
Total Liabilities	97,761,411	94,260,859
Net Assets	1,866,490,531	1,801,892,308
Equity		
Retained surplus	663,122,242	608,820,635
Reserve accounts	219,974,931	209,678,314
Valuation surplus	983,393,356	983,393,355
Total Equity	1,866,490,531	1,801,892,308

This statement is to be read in conjunction with the accompanying notes.

**MONTHLY FINANCIAL REPORT
FOR THE PERIOD ENDED 31 DECEMBER 2023**

BASIS OF PREPARATION

BASIS OF PREPARATION

REPORT PURPOSE

This report is prepared to meet the requirements of *Local Government (Financial Management) Regulations 1996, Regulation 34*. Note: The statements and accompanying notes are prepared based on all transactions recorded at the time of preparation and may vary due to transactions being processed for the reporting period after the date of preparation.

BASIS OF ACCOUNTING

This statement comprises a special purpose financial report which has been prepared in accordance with Australian Accounting Standards (as they apply to local governments and not-for-profit entities) and Interpretations of the Australian Accounting Standards Board, and the *Local Government Act 1995* and accompanying regulations.

The *Local Government (Financial Management) Regulations 1996* take precedence over Australian Accounting Standards. Regulation 16 prohibits a local government from recognising as assets Crown land that is a public thoroughfare, such as roads and under roads, and land not owned by but under the control or management of the local government, unless it is a golf course, showground, racecourse or recreational facility of State or regional significance. Consequently, some assets, including land under roads acquired on or after 1 July 2008, have not been recognised in this financial report. This is not in accordance with the requirements of *AASB 1051 Land Under Roads paragraph 15* and *AASB 116 Property, Plant and Equipment paragraph 7*.

Accounting policies which have been adopted in the preparation of this financial report have been consistently applied unless stated otherwise. Except for cash flow and date setting information, the report has been prepared on the accrual basis and is based on historical costs, modified, where applicable, by the measurement at fair value of selected non-current assets, financial assets and liabilities.

PREPARATION TIMING AND REVIEW

Date prepared: All known transactions up to 31 December 2023

SIGNIFICANT ACCOUNTING POLICES

CRITICAL ACCOUNTING ESTIMATES

The preparation of a financial report in conformity with Australian Accounting Standards requires management to make judgements, estimates and assumptions that effect the application of policies and reported amounts of assets and liabilities, income and expenses. The estimates and associated assumptions are based on historical experience and various other factors that are believed to be reasonable under the circumstances; the results of which form the basis of making the judgements about carrying values of assets and liabilities that are not readily apparent from other sources. Actual results may differ from these estimates.

THE LOCAL GOVERNMENT REPORTING ENTITY

All funds through which the City controls resources to carry on its functions have been included in the financial statements forming part of this financial report.

In the process of reporting on the local government as a single unit, all transactions and balances between those funds (for example, loans and transfers between funds) have been eliminated.

All monies held in the Trust Fund are excluded from the financial statements. A separate statement of those monies

GOODS AND SERVICES TAX

Revenues, expenses and assets are recognised net of the amount of GST, except where the amount of GST incurred is not recoverable from the Australian Taxation Office (ATO). Receivables and payables are stated inclusive of GST receivable or payable. The net amount of GST recoverable from, or payable to, the ATO is included with receivables or payables in the statement of financial position. Cash flows are presented on a gross basis. The GST components of cash flows arising from investing or financing activities which are recoverable from, or payable to, the ATO are presented as operating cash flows.

ROUNDING OFF FIGURES

All figures shown in this statement are rounded to the nearest dollar.

NOTES TO THE STATEMENT OF FINANCIAL ACTIVITY
FOR THE PERIOD ENDED 31 DECEMBER 2023

NOTE 1
STATEMENT OF FINANCIAL ACTIVITY INFORMATION

(a) Non-cash items excluded from operating activities

The following non-cash revenue and expenditure has been excluded from operating activities within the Statement of Financial Activity in accordance with Financial Management Regulation 32.

	Notes	Amended Budget	YTD Budget (a)	YTD Actual (b)
		\$	\$	\$
Non-cash items excluded from operating activities				
Adjustments to operating activities				
Less: (Profit)/loss on asset disposals	3	(1,277,988)	0	(277,484)
Less: Movement in liabilities associated with restricted cash		802,184	0	2,584,113
Less: Financial assets at fair value through profit and loss		(7,372)	0	7,811
Less: Movement in other liabilities		0	0	38,975
Movement in accrued UGP debtors (non-current)		0	0	1,107,515
Movement in employee benefit provisions (non-current)		0	0	526,741
Add: Depreciation on assets		42,037,630	20,226,996	20,754,136
Total non-cash items excluded from operating activities		41,554,454	20,226,996	24,741,807

(b) Adjustments to net current assets in the Statement of Financial Activity

The following current assets and liabilities have been excluded from the net current assets used in the Statement of Financial Activity in accordance with *Financial Management Regulation* 32 to agree to the surplus/(deficit) after imposition of general rates.

		Last Year Closing	This Time Last Year	Year to Date
		30 June 2023	31 December 2022	31 December 2023
Adjustments to net current assets				
Less: Reserves - restricted cash	6	(209,678,316)	(181,537,604)	(219,974,928)
Less: Bonds & deposits		(3,840,400)	(3,931,435)	(4,288,433)
Add: Borrowings	5	2,500,000	3,139,436	2,500,000
Add: Lease liabilities		100,625	110,663	108,436
Add: Financial assets at amortised cost - non-current	2	38,349,058	71,871,084	55,801,024
Total adjustments to net current assets		(172,569,033)	(110,347,856)	(165,853,901)
Cash and cash equivalents	2	13,592,531	12,926,965	5,131,683
Financial assets at amortised cost	2	183,000,000	172,000,000	205,200,000
Rates receivables		1,923,204	35,138,467	42,940,392
Receivables		8,823,405	7,809,327	11,422,610
Other current assets		5,667,016	3,505,761	3,981,852
Less: Current liabilities				
Payables		(17,525,249)	(12,950,514)	(15,672,321)
Borrowings	5	(2,500,000)	(3,139,436)	(2,500,000)
Contract liabilities	7	(1,211,129)	(1,707,983)	(3,018,129)
Lease liabilities		(100,625)	(110,663)	(108,436)
Provisions	7	(9,313,188)	(9,132,162)	(9,292,970)
Less: Total adjustments to net current assets	1(b)	(172,569,033)	(110,347,856)	(165,853,901)
Closing funding surplus / (deficit)		9,786,927	93,991,898	72,230,770

CURRENT AND NON-CURRENT CLASSIFICATION

In the determination of whether an asset or liability is current or non-current, consideration is given to the time when each asset or liability is expected to be settled. Unless otherwise stated assets or liabilities are classified as current if expected to be settled within the next 12 months, being the Council's operational cycle.

NOTES TO THE STATEMENT OF FINANCIAL ACTIVITY
FOR THE PERIOD ENDED 31 DECEMBER 2023

OPERATING ACTIVITIES
NOTE 2
CASH AND FINANCIAL ASSETS

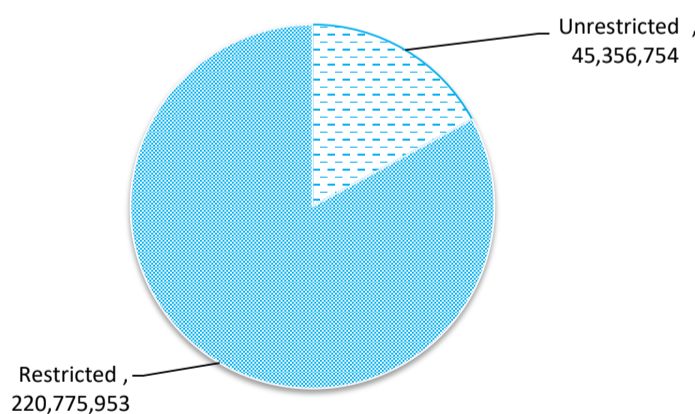
Description	Classification	Unrestricted	Restricted	Total	Institution
		\$	\$	Cash \$	
Cash on hand					
Cash at bank	Cash and cash equivalents	625,191	0	625,191	NATIONAL AUSTRALIA BANK
Cash on hand	Cash and cash equivalents	100,744	0	100,744	
Term deposits - current	Cash and cash equivalents	4,405,748	0	4,405,748	NATIONAL AUSTRALIA BANK
Term deposits - current	Financial assets at amortised cost	0	18,200,000	18,200,000	BANK OF QUEENSLAND
Term deposits - current	Financial assets at amortised cost	40,225,071	31,774,929	72,000,000	COMMONWEALTH BANK
Term deposits - current	Financial assets at amortised cost	0	6,000,000	6,000,000	ING BANK
Term deposits - current	Financial assets at amortised cost	0	9,500,000	9,500,000	AUSWIDE BANK
Term deposits - current	Financial assets at amortised cost	0	19,000,000	19,000,000	WESTPAC
Term deposits - current	Financial assets at amortised cost	0	13,000,000	13,000,000	NATIONAL AUSTRALIA BANK
Term deposits - current	Financial assets at amortised cost	0	15,500,000	15,500,000	SUNCORP
Term deposits - current	Financial assets at amortised cost	0	32,000,000	32,000,000	CREDIT UNION AUSTRALIA
Term deposits - current	Financial assets at amortised cost	0	13,000,000	13,000,000	AMP
Term deposits - current	Financial assets at amortised cost	0	1,500,000	1,500,000	MYSTATE BANK
Term deposits - current	Financial assets at amortised cost	0	5,500,000	5,500,000	HERITAGE
Other investment - non current	Financial assets at amortised cost	0	801,024	801,024	BARCLAYS BANK
Other investment - non current	Financial assets at amortised cost	0	19,000,000	19,000,000	BANK OF QUEENSLAND
Other investment - non current	Financial assets at amortised cost	0	10,000,000	10,000,000	DEFENCE BANK
Other investment - non current	Financial assets at amortised cost	0	3,000,000	3,000,000	WESTPAC
Other investment - non current	Financial assets at amortised cost	0	1,500,000	1,500,000	AMP
Other investment - non current	Financial assets at amortised cost	0	21,500,000	21,500,000	ING BANK
Total		45,356,754	220,775,953	266,132,707	
Comprising		Unrestricted	Restricted	Total	
		\$	\$	Cash	
		\$	\$	\$	
Cash and cash equivalents		5,131,683	0	5,131,683	
Financial assets at amortised cost		40,225,071	220,775,953	261,001,025	
		45,356,754	220,775,953	266,132,707	

KEY INFORMATION

Cash and cash equivalents include cash on hand, cash at bank, deposits available on demand with banks and other short term highly liquid investments highly liquid investments with original maturities of three months or less that are readily convertible to known amounts of cash and which are subject to an insignificant risk of changes in value and bank overdrafts. Bank overdrafts are reported as short term borrowings in current liabilities in the statement of net current assets.

The local government classifies financial assets at amortised cost if both of the following criteria are met:
the asset is held within a business model whose objective is to collect the contractual cashflows, and
the contractual terms give rise to cash flows that are solely payments of principal and interest.

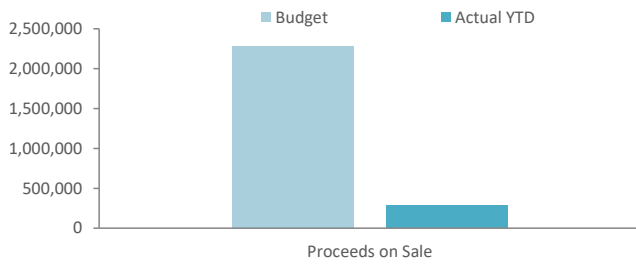
Financial assets at amortised cost held with registered financial institutions are listed in this note other financial assets at amortised cost are provided in Note 4 - Other assets.



NOTES TO THE STATEMENT OF FINANCIAL ACTIVITY
FOR THE PERIOD ENDED 31 DECEMBER 2023

OPERATING ACTIVITIES
NOTE 3
DISPOSAL OF ASSETS

Asset Ref.	Asset description	Budget				YTD Actual			
		Net Book Value	Proceeds	Profit	(Loss)	Net Book Value	Proceeds	Profit	(Loss)
		\$	\$	\$	\$	\$	\$	\$	\$
	Plant and equipment	1,006,920	2,284,908	1,277,988	0	0	282,399	282,399	0
		1,006,920	2,284,908	1,277,988	0	0	282,399	282,399	0



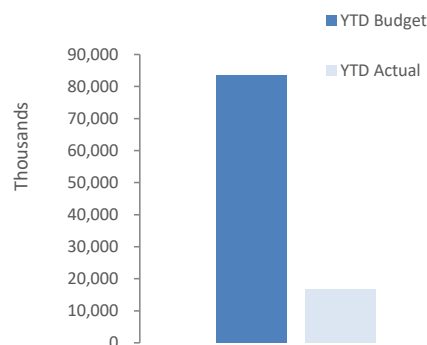
**NOTES TO THE STATEMENT OF FINANCIAL ACTIVITY
FOR THE PERIOD ENDED 31 DECEMBER 2023**

**INVESTING ACTIVITIES
NOTE 4
CAPITAL ACQUISITIONS**

Capital acquisitions	Amended		YTD Actual	YTD Actual Variance
	Budget	YTD Budget		
	\$	\$	\$	\$
Buildings	22,577,092	3,848,175	2,832,042	(1,016,133)
Furniture and equipment	1,085,000	165,000	0	(165,000)
Furniture and equipment	14,609,550	3,439,000	2,306,942	(1,132,058)
Information technology	5,073,293	954,978	626,632	(328,346)
Infrastructure - roads	12,465,559	4,729,782	5,132,636	402,854
Infrastructure - drainage	7,140,337	1,061,869	491,853	(570,016)
Infrastructure - footpath	2,827,324	1,029,250	879,380	(149,870)
Infrastructure - parks hard	9,765,659	3,566,864	2,200,936	(1,365,928)
Infrastructure - parks landscaping	1,258,180	673,500	527,655	(145,845)
Infrastructure - landfill site	3,012,853	1,003,873	1,723,424	719,551
Infrastructure - marina	1,505,782	85,426	74,000	(11,426)
Infrastructure - coastal	2,277,873	306,634	86,469	(220,165)
Payments for Capital Acquisitions	83,598,502	20,864,351	16,881,969	(3,982,382)
Total Capital Acquisitions	83,598,502	20,864,351	16,881,969	(3,982,382)
Capital Acquisitions Funded By:				
	\$	\$	\$	\$
Capital grants and contributions	(7,888,885)	2,716,752	3,111,857	395,105
Other (disposals & C/Fwd)	(2,284,908)	(388,408)	(282,399)	106,009
Cash backed reserves				
Plant & Vehicle Replacement	(9,662,616)	(1,852,013)	(1,103,492)	748,520
Information Technology	(405,000)	0	0	0
Waste & Recycling	(4,195,357)	(1,463,177)	(1,217,838)	245,339
Land Development and Investment Fund	(2,020,796)	(14,247)	(26,916)	(12,669)
Roads & Drainage Infrastructure	(3,963,214)	(50,000)	0	50,000
Community Infrastructure	(8,954,883)	(235,995)	(195,131)	40,864
Port Coogee Special Maintenance - SAR	(280,000)	(90,000)	(33,446)	56,554
Community Surveillance	(684,250)	(50,250)	0	50,250
Waste Collection	(918,000)	0	0	0
CIHCF Building Maintenance	(563,013)	0	(29,780)	(29,780)
Cockburn ARC Building Maintenance	(2,465,000)	(195,108)	(68,065)	127,043
Carry Forward Projects	(16,013,768)	(4,055,478)	(1,640,549)	2,414,929
Port Coogee Marina Assets Replacement	(578,470)	0	(33,500)	(33,500)
Port Coogee Waterways - WEMP	(344,600)	0	0	0
Contribution - operations	(22,375,742)	(15,186,427)	(15,362,710)	(176,283)
Capital funding total	(83,598,502)	(20,864,351)	(16,881,969)	3,982,382

SIGNIFICANT ACCOUNTING POLICIES

Plant assets are initially recognised at cost. Cost is determined as the fair value of the assets given as consideration plus costs incidental to the acquisition. For assets acquired at no cost or for nominal consideration, cost is determined as fair value at the date of acquisition. The cost of non-current assets constructed by the local government includes the cost of all materials used in the construction, direct labour on the project and an appropriate proportion of variable and fixed overhead. Certain asset classes may be revalued on a regular basis such that the carrying values are not materially different from fair value. Assets carried at fair value are to be revalued with sufficient regularity to ensure the carrying amount does not differ materially from that determined using fair value at reporting date.



**NOTES TO THE STATEMENT OF FINANCIAL ACTIVITY
FOR THE PERIOD ENDED 31 DECEMBER 2023**

**FINANCING ACTIVITIES
NOTE 5
BORROWINGS**

Repayments - borrowings

Information on borrowings Particulars	Loan No.	1 July 2023	New Loans		Principal Repayments		Principal Outstanding		Interest Repayments	
			Actual	Budget	Actual	Budget	Actual	Budget	Actual	Budget
		\$	\$	\$	\$	\$	\$	\$	\$	
Recreation and culture										
to assist fund the Cockburn Central West Development	8	7,500,000	0	0	0	2,500,000	7,500,000	5,000,000	0	350,000
Forward Balance		7,500,000	0	0	0	2,500,000	7,500,000	5,000,000	0	350,000
Total		7,500,000	0	0	0	2,500,000	7,500,000	5,000,000	0	350,000
Current borrowings		3,226,983					2,500,000			
Non-current borrowings		4,273,017					5,000,000			
		7,500,000					7,500,000			

All debenture repayments were financed by general purpose revenue.

KEY INFORMATION

All loans and borrowings are initially recognised at the fair value of the consideration received less directly attributable transaction costs. After initial recognition, interest-bearing loans and borrowings are subsequently measured at amortised cost using the effective interest method. Fees paid on the establishment of loan facilities that are yield related are included as part of the carrying amount of the loans and borrowings.



**NOTES TO THE STATEMENT OF FINANCIAL ACTIVITY
FOR THE PERIOD ENDED 31 DECEMBER 2023**

**OPERATING ACTIVITIES
NOTE
CASH RESERVE**

Reserve name	Opening Balance	Budget Interest Earned	Actual Interest Earned	Budget Transfers In (+)	Actual Transfers In (+)	Budget Transfers Out (-)	Actual Transfers Out (-)	Budget Closing Balance	Actual YTD Closing Balance
	\$	\$	\$	\$	\$	\$	\$	\$	\$
<i>Council Funded</i>									
Aff Payments & Entitlements	1,762,036	0	0	0	0	(41,475)	0	1,720,561	1,762,036
Ant & Vehicle Replacement	12,489,426	0	0	3,085,500	3,042,131	(9,662,616)	(1,103,492)	5,912,310	14,428,066
Information Technology	3,147,908	0	0	1,500,000	1,500,000	(405,000)	0	4,242,908	4,647,908
Major Building Refurbishment	20,348,071	0	0	1,500,000	1,500,000	0	0	21,848,071	21,848,071
Waste & Recycling	17,965,167	0	0	3,822,443	0	(4,275,357)	(1,217,838)	17,512,253	16,747,320
Land Development and Investment Fund	4,041,642	0	0	500,000	0	(4,848,590)	(1,974,878)	(306,948)	2,066,766
Roads & Drainage Infrastructure	16,796,728	0	0	3,061,211	2,500,000	(8,057,870)	(1,454,676)	11,800,069	17,842,058
Recreational Base Shacks	1,291,186	0	0	150,000	0	0	0	1,441,186	1,291,186
Community Infrastructure	39,902,481	0	0	0	0	(9,044,351)	(195,131)	30,858,130	39,707,350
Insurance	2,109,607	0	0	0	0	0	(67,986)	2,109,607	2,041,621
Greenhouse Action Fund	1,108,938	0	0	200,000	200,000	0	0	1,308,938	1,308,938
MRP Post Closure Management & Containment	4,871,959	0	0	2,000,000	0	(360,000)	0	6,511,959	4,871,959
Municipal Elections	301,420	0	0	150,000	150,000	(300,000)	0	151,420	451,420
Community Surveillance	936,514	0	0	300,000	300,000	(1,117,894)	(51,627)	118,620	1,184,888
Waste Collection	9,920,005	0	0	2,000,000	0	(1,165,500)	0	10,754,505	9,920,005
Environmental Offset	248,759	0	0	0	0	0	0	248,759	248,759
Marine Lake Management Plan	15,267	0	0	0	0	0	0	15,267	15,267
HCF Building Maintenance	12,119,211	0	0	1,000,000	606,189	(563,013)	(29,780)	12,556,198	12,695,620
Blackburn ARC Building Maintenance	8,175,048	0	0	1,500,000	1,500,000	(2,465,000)	(68,065)	7,210,048	9,606,983
Priority Forward Projects	15,701,407	0	0	8,759,609	8,759,609	(17,712,587)	(1,634,467)	6,748,429	22,826,540
Port Coogee Marina Assets Replacement	2,298,541	0	0	300,000	0	(578,470)	(33,500)	2,020,071	2,265,041
Port Coogee Beach Foreshore Management	118,334	0	6,989	1,000,000	673,480	0	0	1,118,334	798,800
Total Council Funded Reserve	175,669,657	0	6,989	30,828,763	20,731,409	(60,597,723)	(7,831,440)	145,900,697	188,576,611
<i>Restricted Funded</i>									
Severely Damaged and Disabled Asset Replacement	476,874	0	8,153	0	0	0	0	476,874	485,027



**NOTES TO THE STATEMENT OF FINANCIAL ACTIVITY
FOR THE PERIOD ENDED 31 DECEMBER 2023**

**OPERATING ACTIVITIES
NOTE
CASH RESERVE**

Reserve name	Opening	Budget Interest	Actual Interest	Budget Transfers	Actual Transfers	Budget Transfers	Actual Transfers	Budget Closing	Actual YTD
	Balance	Earned	Earned	In	In	Out	Out	Balance	Closing Balance
	\$	\$	\$	\$	\$	\$	\$	\$	\$
Welfare Projects Employee Entitlements	858,114	0	8,394	0	0	(20,629)	0	837,485	866,500
Port Coogee Special Maintenance - SAR	2,119,576	0	39,971	400,000	422,122	(531,681)	(220,441)	1,987,895	2,361,220
Port Coogee Waterways - SAR	307,267	0	7,661	100,000	108,681	0	0	407,267	423,600
Family Day Care Accumulation Fund	(0)	0	33	0	0	0	0	(0)	33
Wal Base Shack Removal	881,216	0	15,065	50,000	0	(20,000)	0	911,216	896,280
Restricted Grants & Contributions	7,448,742	0	0	0	0	(5,954,745)	(5,831,608)	1,493,998	1,617,130
Public Open Space - Various	5,172,673	0	85,494	0	114,000	0	0	5,172,673	5,372,160
Port Coogee Waterways - WEMP	1,042,500	0	18,678	0	0	(498,626)	(16,438)	543,874	1,044,740
Rockburn Coast SAR	124,974	0	2,781	55,000	52,335	(22,323)	(9,340)	157,651	170,750
Total Restricted Funded Reserve	18,431,937	0	186,230	605,000	697,137	(7,048,003)	(6,077,827)	11,988,933	13,237,470
Developer Contribution Plans									
Community Infrastructure (DCA 13)	924,399	0	43,478	3,000,000	1,455,792	(2,925,602)	0	998,797	2,423,660
Developer Contribution Plans - Various	14,652,324	0	231,027	1,105,000	853,816	(377,214)	0	15,380,110	15,737,160
Total Developer Contribution Reserve	15,576,723	0	274,506	4,105,000	2,309,608	(3,302,816)	0	16,378,907	18,160,820
Total Cash Reserve	209,678,316	0	467,725	35,538,763	23,738,154	(70,948,542)	(13,909,266)	174,268,537	219,974,920



NOTES TO THE STATEMENT OF FINANCIAL ACTIVITY
FOR THE PERIOD ENDED 31 DECEMBER 2023

OPERATING ACTIVITIES
NOTE 7
OTHER CURRENT LIABILITIES

Other current liabilities	Note	Opening Balance 1 July 2023	Liability Increase	Liability Reduction	Closing Balance 31 December 2023
		\$	\$	\$	\$
Contract liabilities					
Unspent grants, contributions and reimbursements - non-operating		1,211,129	1,960,462	(153,463)	3,018,129
Total unspent grants, contributions and reimbursements		1,211,129	1,960,462	(153,463)	3,018,129
Provisions					
Annual leave		4,643,393	28,620,559	(28,640,776)	4,623,175
Long service leave		4,669,795	0	0	4,669,795
Total Provisions		9,313,188	28,620,559	(28,640,776)	9,292,970
Total other current liabilities		10,524,317	30,581,021	(28,794,239)	12,311,098
Amounts shown above include GST (where applicable)					

KEY INFORMATION

Provisions

Provisions are recognised when the City has a present legal or constructive obligation, as a result of past events, for which it is probable that an outflow of economic benefits will result and that outflow can be reliably measured.

Provisions are measured using the best estimate of the amounts required to settle the obligation at the end of the reporting period.

Employee benefits

Short-term employee benefits

Provision is made for the City's obligations for short-term employee benefits. Short-term employee benefits are benefits (other than termination benefits) that are expected to be settled wholly before 12 months after the end of the annual reporting period in which the employees render the related service, including wages, salaries and sick leave. Short-term employee benefits are measured at the (undiscounted) amounts expected to be paid when the obligation is settled.

The City's obligations for short-term employee benefits such as wages, salaries and sick leave are recognised as a part of current trade and other payables in the calculation of net current assets.

Other long-term employee benefits

The City's obligations for employees' annual leave and long service leave entitlements are recognised as provisions in the statement of financial position.

Long-term employee benefits are measured at the present value of the expected future payments to be made to employees. Expected future payments incorporate anticipated future wage and salary levels, durations of service and employee departures and are discounted at rates determined by reference to market yields at the end of the reporting period on government bonds that have maturity dates that approximate the terms of the obligations. Any remeasurements for changes in assumptions of obligations for other long-term employee benefits are recognised in profit or loss in the periods in which the changes occur. The City's obligations for long-term employee benefits are presented as non-current provisions in its statement of financial position, except where the City does not have an unconditional right to defer settlement for at least 12 months after the end of the reporting period, in which case the obligations are presented as current provisions.

Contract liabilities

An entity's obligation to transfer goods or services to a customer for which the entity has received consideration (or the amount is due) from the customer. Grants to acquire or construct recognisable non-financial assets to identified specifications be constructed to be controlled by the City are recognised as a liability until such time as the City satisfies its obligations under the agreement.

**NOTES TO THE STATEMENT OF FINANCIAL ACTIVITY
FOR THE PERIOD ENDED 31 DECEMBER 2023**

**NOTE 8
BUDGET AMENDMENTS**

Amendments to original budget since budget adoption. Surplus/(Deficit)

Project/ Activity	Description	Council Resolution	Classification	Non Cash Adjustment	Increase in Available Cash	Decrease in Available Cash	Amended Budget Running Balance
				\$	\$	\$	\$
	Budget adoption						262,844
Various	Expenditure Review Committee July 2023	OCM 10/08/2023				(106,226)	156,618
24111	Coogee Golf Complex flora and fauna study	OCM 10/08/2023				(125,000)	31,618
N7768	Increase expenditure to purchase landfill compactor	OCM 14/09/2023	Capital Expenses			(195,000)	(163,382)
N7768	Increase funding from reserve to purchase landfill compactor	OCM 14/09/2023	Transfer from Reserve		195,000		31,618
Various	Expenditure Review Committee September 2023	OCM 05/10/2023			417,092		448,710
	Increase funding from Carry Forward Reserve to fund						
N4712	Cockburn BMX project at Malabar Park	OCM 10/08/2023	Transfer from Reserve		3,000,000		3,448,710
	Increase external funding from CSRFF to fund Cockburn BMX						
N4712	project at Malabar Park	OCM 10/08/2023	Capital Revenue		100,000		3,548,710
	Increase funding from Contaminated Sites & HWRP Reserve						
N4712	to fund Cockburn BMX project at Malabar Park	OCM 10/08/2023	Transfer from Reserve		300,000		3,848,710
N4712	Increase funding from Community Infrastructure Reserve to fund	OCM 10/08/2023	Transfer from Reserve		1,900,000		5,748,710
	Increase expenditure to construct Cockburn BMX at Malabar						
N4712	Park	OCM 10/08/2023	Capital Expenses			(5,300,000)	448,710
24051	Increase Expense Resident CCTV Rebate Program	OCM 14/12/2023				(50,000)	398,710
	Increase Funding from Reserve for Resident CCTV Rebate						
24051	Program	OCM 14/12/2023			50,000		448,710
Various	Expenditure Review Committee November 2023	OCM 14/12/2023				(89,244)	359,467
				0	5,962,092	(5,865,470)	




**NOTES TO THE STATEMENT OF FINANCIAL ACTIVITY
FOR THE PERIOD ENDED 31 DECEMBER 2023**

**NOTE 9
EXPLANATION OF MATERIAL VARIANCES**

The material variance thresholds are adopted annually by Council as an indicator of whether the actual expenditure or revenue varies from the year to date Actual materially.

The material variance adopted by Council for the 2023-24 year is \$300,000 or 0.00% whichever is the greater.

Reporting Program	Var. \$	Var. %	Timing/ Permanent	Explanation of Variance
Revenue from operating activities				
Operations & Maintenance	2,365,868	30.36%	▲ Timing	Revenue brought forward
Expenditure from operating activities				
Community Development & Services	597,667	8.71%	▲ Timing	Expenditure brought forward
Development Assessment & Compliance	436,739	12.36%	▲ Timing	Expenditure brought forward
Property & Assets	537,111	8.83%	▲ Timing	Expenditure brought forward
Business & Economic Development	799,729	62.90%	▲ Timing	Expenditure brought forward
Investing activities				
Payments for property, plant and equipment and infrastructure	3,982,382	19.09%	▲ Timing	Expenditure brought forward
Financing activities				
Transfer from reserves	(4,317,362)	(23.69%)	▼ Timing	Revenue brought forward



14.2 Operations

14.2.1 (2024/MINUTE NO 0005) Relinquishment of Management Order - Reserve 45964 Lot 2120 Bennett Avenue, North Coogee

Executive	Chief of Operations
Author	Senior Property Services Officer
Attachments	N/A

Officer Recommendation/Council Decision

MOVED Cr C Reeve-Fowkes SECONDED Cr P Corke

That Council:

- (1) APPROVES the proposal to relinquish Management Order No.H292103 vested by the State of Western Australia to the City of Cockburn over Reserve No.45964, situated at Lot 2120 Bennett Avenue, North Coogee for the Purpose of Drainage; and
- (2) NOTES the approval of point (1) is subject to the City approving the detailed designs for alternative drainage infrastructure provided by DevelopmentWA.

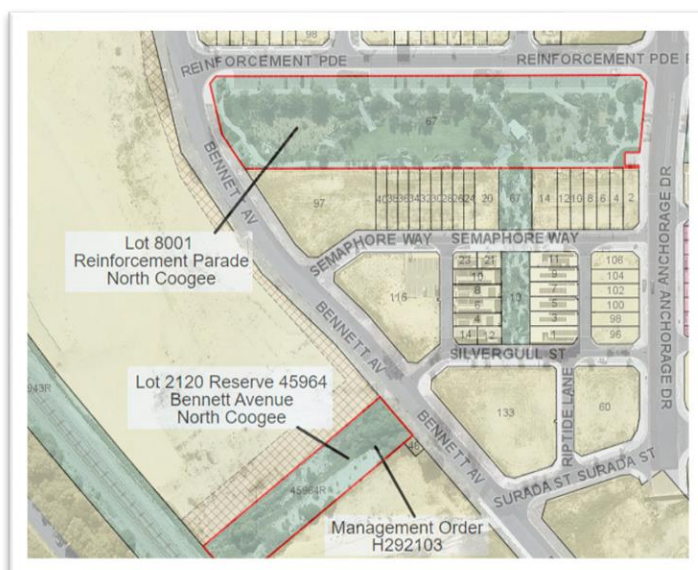
CARRIED 10/0

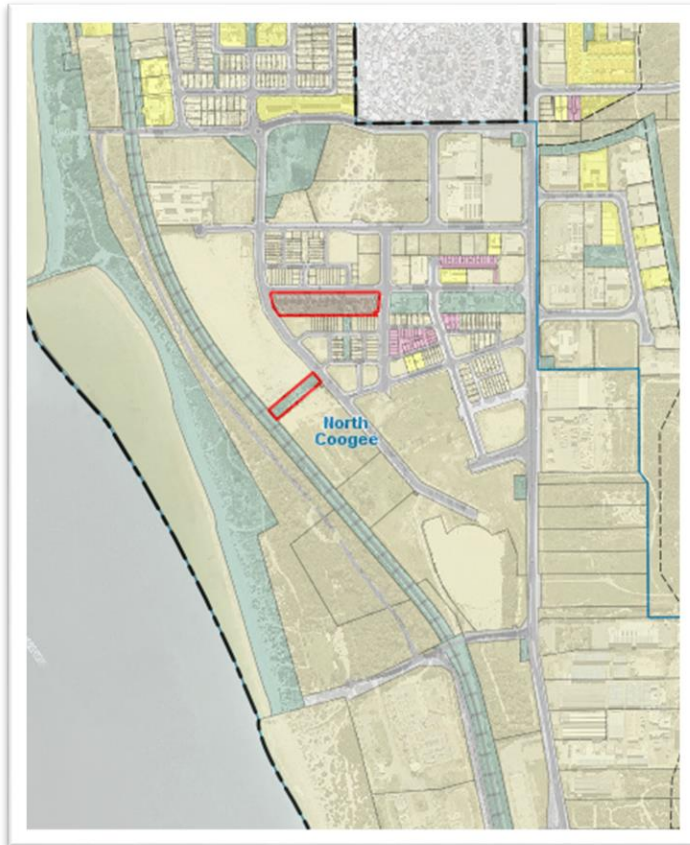
Background

DevelopmentWA has commenced the planning and design to upgrade the existing Bennett Avenue road reserve from industrial to an urban standard.

The upgrade will commence at Surada Street, North Coogee and extend to Reinforcement Parade, North Coogee.

The upgrade of Bennett Avenue will require removal of the drainage sump located at Lot 2120, as the drainage will be redirected to the existing Public Open Space drainage basin on Reinforcement Parade Lot 8001. See images below.





Submission

N/A

Report

The area of the drainage basin at Lot 2120 is part of the long-term plan for R100 residential development under the Robb Jetty Structure Plan.

To facilitate this development, DevelopmentWA needs to commence the process of acquiring land under the Land Administration Act, with the consent of the City of Cockburn.

Lot 2120 (Reserve 45964) is owned by the State of Western Australia under Management Order H292103 to the City of Cockburn for the Purpose of Drainage.

The City's Civil Projects Engineers will be assessing the proposed detailed designs for the diversion of stormwater from the Lot 2120 Bennett Avenue drainage basin to Lot 8001 Reinforcement Parade to alternate drainage infrastructure, to be established by DevelopmentWA.

Acceptance by the City of detailed designs as an engineered solution is essential prior to the relinquishment of Management Order H292103.



Strategic Plans/Policy ImplicationsCity Growth & Moving Around

A growing City that is easy to move around and provides great places to live.

- An integrated, accessible, and improved transport network.

Listening & Leading

A community focused, sustainable, accountable, and progressive organisation.

- Best practice Governance, partnerships, and value for money.

Budget/Financial Implications

N/A

Legal Implications

N/A

Community Consultation

N/A

Risk Management Implications

If the Council does not support or defers the recommendations further planning by DevelopmentWA will be stalled, impacting on economic growth within the City of Cockburn local government area.

If the Council takes no action on the recommendations the removal of the Management Order may become compulsory by the State of Western Australia as owner, causing further delay of investment instigated by DevelopmentWA, which may result with an unacceptable engineered drainage solution burdening the City.

Advice to Proponent(s)/Submitters

N/A

Implications of Section 3.18(3) *Local Government Act 1995*

Nil



14.3 Governance and Strategy

14.3.1 (2024/MINUTE NO 0006) Independent Committee Members - Meeting Attendance Fees

Executive	Executive Governance and Strategy
Author	Manager Legal and Compliance
Attachments	N/A

Officer Recommendation/Council Decision

MOVED Cr C Reeve-Fowkes SECONDED Cr P Corke
That Council:

- (1) APPROVES the meeting fee of \$415 per meeting for Independent Members of the Audit and Risk Committee.

CARRIED 10/0

Background

As part of the Local Government Reform, Section 5.100 of the *Local Government Amendment Act 2023* introduced provisions to provide for remuneration of fees for independent committee members.

Independent committee members are those committee members who are not Council members or local government employees.

Through the reform, amendments were introduced to make provision for independent committee members to receive meeting fees. The provisions in the regulations for reimbursement of expenses will also be expanded to include mandatory reimbursement for prescribed expenses. These changes came into effect earlier this year.

The purpose of this report is to allow for Council to consider the legislative changes and endorse the relevant meeting fee allowable under the determination.

Submission

N/A

Report

From 1 January 2024, local governments can make payments to independent committee members for attendance at meetings in accordance with the Salaries and Allowances Tribunal (SAT) determination.

On 3 November 2023, SAT made a variation to the Local Government Chief Executive Officers and Elected Members Determination, issued on 6 April 2023.

The variation sets the threshold for the payment of meeting fees for independent committee members.



Thresholds for Payment

Band	Elected Members		Independent Committee Members	
	Minimum	Maximum	Minimum	Maximum
1	\$325	\$415	\$0	\$415
2	\$195	\$305	\$0	\$305
3	\$100	\$215	\$0	\$215
4	\$50	\$125	\$0	\$125
All regional local governments	\$50	\$125	\$0	\$125

Council is now requested to adopt the meeting fee for independent members of the Audit and Risk and Compliance Committee (ARC) of \$415 per meeting, which is the maximum for Band One Local Governments.

The City holds approximately five ARC meetings per year, so based on the maximum fee determined by SAT, the total payment for two independent members is \$4,150 (or \$2,075 per member).

The recent changes also expanded the regulations for reimbursement of expenses to include mandatory reimbursement of prescribed expenses. Independent Committee members must be reimbursed for travel and childcare expenses.

There is further scope for expense reimbursement to be approved by the local government for expenses incurred by the member in performing a function under the express authority of the local government, and expenses incurred by a committee member in performing a function in their capacity as a committee member.

Strategic Plans/Policy Implications

Listening and Leading

A community focused, sustainable, accountable, and progressive organisation.

- Best practice Governance, partnerships, and value for money.
- Employer of choice focusing on equity, innovation, and technology.

Budget/Financial Implications

Typically, the ARC holds five meetings per year. As the meeting fee has now been determined by SAT at \$415 per meeting, the costs for the remainder of this year can be met. The amendments also provide for mandatory reimbursements. It is expected these costs will be approximately \$2,000 for the balance of this financial year which can be met through existing budget allocations.



Legal Implications

Local Government Act 1995

5.100. Fees paid and expenses reimbursed to committee members.

- (1) *In this section — committee member means a person who is a committee member but who is neither a council member nor an employee; determined means determined by the Salaries and Allowances Tribunal under the Salaries and Allowances Act 1975 section 7BAA.*
- (2) *A committee member who attends a meeting of the committee is entitled to be paid —*
 - (a) *the fee determined for attending a committee meeting; or*
 - (b) *if the local government has set a fee within the range determined for committee meeting attendance fees — that fee.*
- (3) *A committee member who attends a meeting of a prescribed type at the request of the council is entitled to be paid —*
 - (a) *the fee determined for attending a meeting of that type; or*
 - (b) *if the local government has set a fee within the range determined for meetings of that type — that fee.*
- (4) *Subsection (5) applies if a committee member incurs —*
 - (a) *an expense that is of a kind prescribed as being an expense to be reimbursed by all local governments; or*
 - (b) *an expense —*
 - (i) *that is of a kind prescribed as being an expense which may be approved by any local government for reimbursement by the local government; and*
 - (ii) *which has been approved by the local government for reimbursement.*
- (5) *The committee member must be reimbursed for the expense —*
 - (a) *if the extent of reimbursement for the expense has been determined — to that extent; or*
 - (b) *if the local government has set the extent to which the expense can be reimbursed, and that extent is within the range determined for reimbursement — to that extent.*
- (6) *If an expense is of a kind that may be approved by a local government for reimbursement, the local government may approve reimbursement of the expense either generally or in a particular case but nothing in this subsection limits the application of subsection (5) if the local government has approved reimbursement of the expense in a particular case.*
- (7) *A local government cannot make any payment to, or reimburse an expense of, a person who is a committee member in that person's capacity as committee member unless the payment or reimbursement is in accordance with this section.*

34ACA. Fees paid and expenses reimbursed to committee members (Act s. 5.100)

- (1) *A meeting of a committee of the council of which the committee member is not a member is a meeting of a prescribed type for the purposes of section 5.100(3).*



- (2) *For the purposes of section 5.100(4)(a), the kinds of expenses that are to be reimbursed by all local governments are childcare and travel costs incurred by a committee member because of their attendance at a meeting of the committee of which they are a member.*
- (3) *For the purposes of section 5.100(4)(b), the kinds of expenses that may be approved by any local government for reimbursement by the local government are —*
 - (a) *an expense incurred by a committee member in performing a function under the express authority of the local government; and*
 - (b) *an expense incurred by a committee member in performing a function in their capacity as a committee member.*
- (4) *For the purposes of Schedule 9.3 clause 62(2) —*
 - (a) *section 5.98(7), as in force immediately before the transitional period, continues to apply in relation to meetings of committees held before or during that period as if the Local Government Amendment Act 2023 section 79(2) had not come into operation; and*
 - (b) *section 5.100(1), as in force immediately before the transitional period, continues to apply in relation to committee meetings held before or during that period as if the Local Government Amendment Act 2023 section 80 had not come into operation; and (c) section 5.100(2), as in force immediately before the transitional period, continues to apply in relation to expenses incurred before or during that period as if the Local Government Amendment Act 2023 section 80 had not come into operation.*
- (5) *In sub regulation (4) — transitional period means the period that —*
 - (a) *begins when the Local Government Amendment Act 2023 section 80 comes into operation; and*
 - (b) *ends immediately before the first determination of the Salaries and Allowances Tribunal under the Salaries and Allowances Act 1975 section 7BAA comes into operation or is deemed to have come into operation.*

Community Consultation

N/A

Risk Management Implications

Following the legislative changes, independent committee members are entitled to be paid a fee for attending the meetings and must be reimbursed for prescribed expenses. The City must implement the changes, failure to do so will result in non-compliance with the Act.

Advice to Proponent(s)/Submitters

N/A

Implications of Section 3.18(3) Local Government Act 1995

Nil



14.3.2 (2024/MINUTE NO 0007) Agenda Briefing - Terms of Reference Review

Executive Executive Governance and Strategy
Author Manager Legal and Compliance
Attachments 1. Agenda Briefing Terms of Reference [↓](#)

<p>Officer Recommendation That Council:</p> <p>(1) ENDORSES the amended Agenda Briefing Terms of Reference.</p>
<p>Council Decision MOVED Cr C Zhang SECONDED Cr P Corke That Council:</p> <p>(1) ENDORSES the amended Agenda Briefing Terms of Reference, subject to the removal of Point 11, under the Reporting Section; and</p> <p>(2) REORDERS the following item numbers.</p> <p style="text-align: right;"><u>CARRIED 9/0</u></p>
<p>Reason</p> <p>As the Agenda Briefings are not open to the public, the Agenda is not required to be published to the City’s website.</p>

7.36 Cr Widenbar returned to the meeting.

Background

On 14 December 2023 Council endorsed the Agenda Briefing Terms of Reference, with minor amendments.

Those amendments prompted the requirement for some minor further amendments and presented an opportunity to further refine the new Terms of Reference.

The purpose of this report is to consider those minor amendments to the Terms of Reference.

Submission

N/A

Report

The Agenda Briefings will not be open to the public and minor adjustments are required to the terms of reference to reflect this change including the removal of the public question time in the order of business.

It is also recommended the commencement time be adjusted to 6pm, in line with the previous agenda briefing commencement time.



Strategic Plans/Policy ImplicationsListening & Leading

A community focused, sustainable, accountable, and progressive organisation.

- Best practice Governance, partnerships, and value for money.

Budget/Financial Implications

There are no budget implications from the recommendation in this report.

Legal Implications

There are no legal implications from the recommendations in this report.

Community Consultation

N/A

Risk Management Implications

N/A

Advice to Proponent(s)/Submitters

N/A

Implications of Section 3.18(3) *Local Government Act 1995*

Nil





Agenda Briefing

Terms of Reference

Purpose

To give an opportunity to Elected Members to ask questions, obtain additional information and clarify issues in respect to items being presented to the Ordinary Council Meeting (OCM). Questions are answered by the Chief Executive Officer (CEO), or ~~a person~~ an officer nominated by the CEO.

Background

1. The Agenda Briefing occurs one week prior to the OCM.
2. The Agenda Briefing is not a decision-making forum, and the Council has no power to make decisions at an Agenda Briefing.
3. Agenda Briefings are not an opportunity for debate.
4. Reports provided to Agenda Briefings are Officer professional opinions, and Elected Members may raise issues which have not been considered, however Elected Members cannot direct Officers to change reports or recommendations.
5. The Agenda Briefing will not be used as a forum or venue to call a Special Meeting of Council under the *Local Government Act 1995*, except in an emergency.

Objectives and Duties

1. To support proper decision-making and ensure Elected Members have the opportunity to gain maximum knowledge and understanding of any issue presented to the Council on which they must vote.
2. To ensure Elected Members are provided with all the relevant information they need to understand issues listed on the agenda for the next OCM.

Membership

1. All Elected Members shall attend the Agenda Briefing.
2. The CEO, Executive and administrative staff, under the direction of the CEO, shall attend each Agenda Briefing.

Agenda Briefings Meetings

1. The Agenda Briefing will be held on Tuesday, the week prior to the OCM at ~~67~~pm.
2. Meetings will be chaired by the Mayor or in their absence, the Deputy Mayor. In the absence of both, Councillors will elect a Chairperson from those present.
3. Elected Members may ~~Speak more than once~~ ask questions on any item and there will be no moving or seconding items.
4. The order of business will be as follows:
 - a. Attendance and Apologies
 - b. Declarations of Interest
 - c. Reports for Discussion
 - d. Tabled Items
 - ~~e. Public Question Time~~
 - f.e. Closure.

5. Disclosures of Interest are to be made in accordance with the provisions of the *Local Government Act 1995*.
6. Only items on the Briefing Agenda will be considered at the Agenda Briefing.
7. The Mayor (or person presiding) will call each item in number sequence and ask for questions before proceeding to the next item at the conclusion of any questions.
8. All questions are through the person presiding and there is no free-flowing discussion or debate.
9. Agenda Briefings will be conducted in the ~~_Council Chamber at the~~ Administration Building.

Reporting

10. The Briefing Agenda will be distributed to Elected Members by 5pm on Friday prior to the Agenda Briefing.
11. The Briefing Agenda will be published to the City’s website for the public by 5pm on Friday prior to the Agenda Briefing.
12. Due to timing, there may be occasions where OCM Agenda items are not included in the Briefing Agenda. Such items will be circulated to Elected Mmembers as soon as practicable and presented to the OCM only for Council decision.
13. Items may be tabled at the Agenda Briefing in lieu of the presentation of the item in full where necessity requires.
~~Notes on agreed actions to be actioned by staff or Council members Elected Members will be recorded for reference only and will not be distributed to Elected Members or the public.~~
14. Notes on agreed actions by staff or Elected Members and ~~Change Notes~~ summarising changes made to reports arising from the Agenda Briefing will be provided to Elected Members by the CEO. ~~will not be distributed to Council or the public.~~

Strategic Link:	Strategic Community Plan ‘Listening and Leading’
Category:	Governance
Lead Business Unit:	Legal and Compliance
Public Consultation: (Yes or No)	No
Adoption Date: (Governance Purpose Only)	
Next Review Due: (Governance Purpose Only)	<u>December 2025</u>
ECM Doc Set ID: (Governance Purpose Only)	11753743



14.4 Corporate Affairs

14.4.1 (2024/MINUTE NO 0008) Sister City Reference Group Proposed Delegations

Executive	Executive Corporate Affairs
Author	Manager Advocacy and Engagement
Attachments	1. Letter received from City of Split 2023 ↓

Officer Recommendation

That Council:

- (1) AUTHORISES the Mayor and up to three Councillors to participate in a delegation to the City of Split and other Cities in Croatia deemed relevant to the Croatian Folkloric festival arrangements; and
- (2) AUTHORISES the expenditure of up to \$100,000 for airfares and \$14,000 for accommodation costs for up to four Elected Members travelling business class.

Cr Dewan raised a Point of Order against Cr Separovich which was upheld by the Presiding Member.

Cr Separovich moved a Notice of Dissent which lapsed for want of a seconder.

Cr Eva raised a Point of Order against Deputy Mayor Stone which was upheld by the Presiding Member.

Cr Eva raised a second Point of Order against Deputy Mayor Stone which was upheld by the Presiding Member

Deputy Mayor Stone moved a Motion of Dissent

CARRIED 6/4

For: Deputy Mayor C Stone, Cr K Allen, Cr M Separovich, Cr T Widenbar, Cr T Dewan, Cr C Reeve-Fowkes

Against: Mayor L Howlett, Cr P Eva, Cr P Corke, Cr C Zhang

7.57pm The Chief of Built and Natural Environment departed the meeting.

Council Decision

MOVED Cr P Corke SECONDED Cr M Separovich

That Council:

- (1) DEFERS participation in a delegation to the City of Split to a future, to be determined later, date.

CARRIED ON CASTING VOTE OF THE PRESIDING MEMBER 5/5

For: Cr P Eva, Cr C Zhang, Cr K Allen, Cr P Corke, Cr M Separovich

Against: Mayor L Howlett, Deputy Mayor C Stone, Cr T Widenbar, Cr T Dewan, Cr C Reeve-Fowkes



Reason

It is understood that the timing of this delegation is to align with the visit to Split of the Croatian Folkloric group 'Zagreb', and that the City is contributing to the costs of that visit, to the sum of \$15,000. However, a delegation by the Mayor and Elected Members at this time, at a cost of \$28,500 per delegate - equating to over \$4,000 per elected member per day – cannot be justified as being in the public interest.

We are in a cost-of-living crisis and there are many better ways to spend \$114,000 that will directly benefit our residents.

Last year, in 2023, the Mayor visited Split, and we hosted an inbound Split delegation.

The Mayor of Split has since sent an open invitation to our Mayor to visit Split. This invitation does not have to be immediately accepted, and deferring the delegation to a later date will not damage the relationship between our Cities.

Officer Comment

This is a matter for the Council to decide.

Background

The Sister City Reference Group met on 11 December 2023. An outcome of the meeting was for City officers to progress a proposed Sister City delegation to Croatia.

The timing of the delegation is to align with the Croatian Folkloric group "Zagreb" tour of Croatia culminating in a visit to the City of Split. This arrangement is partially funded by the City of Cockburn through the Sister City Program.

The Mayor received an open invitation from the Mayor of the City of Split to visit Croatia as part of a reciprocal arrangement following the inbound delegation in October 2023.

At the same meeting, the Reference Group also reviewed an invitation from the Honorary Consul of Portugal in Perth inviting the Mayor to join a group trip to Madeira, Portugal. At the request of the Reference Group, City officers sought expressions of interest from all Elected Members regarding participation in a visitation.

This invitation is outside the scope of the Sister City Relationships and Engagement Policy and may be presented to Council at a future Ordinary Council Meeting but is not part of this report.

Report

The City of Cockburn has three Sister-City arrangements approved under the Commonwealth Foreign Arrangements Scheme.

These arrangements are:

- City of Split, Croatia. (Sister). Agreement signed 6 July 1998
- City of Yueyang, China. (Sister) Agreement signed 25 November 1998
- City of Mobile, Alabama. USA. (Sister) Agreement signed 28 September 2005.



The City's Sister City Relationships and Engagement Policy (2.1), states "*the program will allow consider annual delegations... to be reciprocated to/by the partner City in the following financial year or later date. The program will be routinely reviewed as a means of assessing the outcomes of the visits and determining their value for the future.*"

The Sister City travel program has been on hold for several years due to COVID restrictions.

City representatives have been involved in several visits to the City of Split over the course of the sister-city relationship.

The City of Cockburn hosted representatives from the City of Split, Croatia in October 2023 to recognise the 25th anniversary of the agreement.

Coincidentally, the City has provided funding to the Croatian Folkloric group to subsidise the travel costs of Cockburn residents participating in the month-long festival program across Croatia. The funding agreement requires the group to make representations to the City of Split.

This formality is scheduled to occur on 12 July 2024.

Following the receipt of invitations to visit Split, the Sister City reference group determined the City shall progress a delegation proposal to Croatia for Council consideration. This travel is currently unbudgeted and was not part of the program of sister city activities previously tabled at the Sister City reference group meeting.

As per the Sister City Relationships and Engagement Policy (2.3), travel to a Sister City (ie Split, Croatia) is limited to three Councillors and the Mayor, as well as necessary City officers. The selection process for Councillor participation is outlined in section six of the Sister City Relationships and Engagement Policy.

The City is not proposing any officers attend the delegation.

The City, in response to the reference group discussion, is proposing the following itinerary subject to change:

Date	Location	Activities
10 July	Perth to Split	Travel 27 hrs (via London)
11 July	Korcula Island	Joining the City of Fremantle
12 July	Split and surrounds	Sister City welcome reception and hosted visitation
17 July	Split to Perth	Travel 27 hrs (via London and Singapore)



Important dates:

25 June – City of Cockburn FY2024/25 budget strategic briefing
26 June – City of Cockburn Grants and Donations ceremony
2-4 July – ALGA conference (Canberra)
5 July – Australian Council of Local Government Mayors meeting (Canberra)
9 July – City of Cockburn Ordinary Council Meeting
12 July – City of Split Welcome Reception for Zagreb dancers (Cockburn)
12-14 July – ULTRA Europe Music Festival in City of Split.
16 July – City of Cockburn Audit and Risk Committee meeting
26 July – 11 August – Paris Summer Olympics
28 Aug – 8 Sept – Paris Summer Paralympics

Strategic Plans/Policy ImplicationsCommunity, Lifestyle & Security

A vibrant healthy, safe, inclusive, and connected community.

- Accessible and inclusive community, recreation and cultural services and facilities that enrich our community.
- A safe and healthy community that is socially connected.

Budget/Financial Implications

The additional expenditure incorporates the proposed expenses of \$114,000 consisting of:

- Elected Member travel in Business Class at \$25,000 each. (four delegates)
- Accommodation at \$500 per person, per night. (four delegates for 7 days).

Legal Implications

Australia's Foreign Relations (State and Territory Arrangements) Act 2020.

Compliance with Foreign Arrangements' Scheme – Meetings with government representatives may require reporting to Department of Foreign Affairs and Trade.

The Minister for Foreign Affairs must be notified of a proposal to negotiate or enter a core or non-core foreign arrangement. (e.g. Friendship or Sister City)

Community Consultation

NA

Risk Management Implications

There is a reputational risk to the City given the community expectations on government expenditure. This should be considered by Council in their decision making.

Advice to Proponent(s)/Submitters

N/A

Implications of Section 3.18(3) *Local Government Act 1995*

Nil



REPUBLIKA HRVATSKA
SPLITSKO-DALMATINSKA ŽUPANIJA
GRAD SPLIT



GRADONAČELNIK

Split, 10th November 2023

Mr. Logan Howlett
Mayor
City of Cockburn
Australia

Dear Mr. Howlett,

I would like to thank you and your administration for the organization of our visit to Australia in October. It was inspirational, very useful and meaningful, and I hope that it will serve as an excellent foundation for further cooperation between the City of Split and City of Cockburn as well as other cities in Western Australia.

Thank you for everything you and your colleagues did in organizing our stay in Australia. Everything was impeccably organized.

I hope we will continue to cooperate in the projects to come. In addition, know you are always welcome in Split. Consider this an open invitation when you decide to come.

I respectfully greet you deeply.

Sincerely yours,


Iviča Puljak
Mayor of the City of Split

14.5 People Experience and Transformation

14.5.1 (2024/MINUTE NO 0009) Payment to Employees in Addition to Award or Contract Policy

Executive	Acting Executive, People Experience and Transformation
Author	Acting Executive, People Experience and Transformation
Attachments	<ol style="list-style-type: none"> 1. Proposed Policy - Payment to Employees in Addition to Award or Contract ↓ 2. Benchmarking - Long Service Payments - Other Band One Local Governments ↓

Officer Recommendation/Council Decision

MOVED Cr C Reeve-Fowkes SECONDED Cr P Corke

That Council:

- (1) ADOPTS the Council Policy – Payment to Employees in Addition to Contract or Award.

CARRIED 10/0

Background

The *Local Government Act 1995 (s5.50 (1))* requires Council to prepare a Policy detailing any payments made to employees in addition to any contract or applicable award.

This Policy is the only provision that a Local Government has to make any payment to any member of staff that is outside of a contract of employment.

Submission

N/A

Report

Local Government Act

The purpose of the Council Policy - *Payments to Employees in Addition to Contract or Award* (refer Attachment 6) is to give effect to Section 5.50 of the *Local Government Act (the Act) 1995*.

Section 5.50. Payments to employees in addition to contract or award

- (1) A local government is to prepare a policy in relation to employees whose employment with the local government is finishing, setting out —
- (a) the circumstances in which the local government will pay an employee an amount in addition to any amount to which the employee is entitled under a contract of employment or award relating to the employee; and
 - (b) the manner of assessment of the additional amount.



- (1.1) A local government must not make any payment of the kind described in subsection (1)(a) unless the local government has adopted a policy prepared under subsection (1).
- (2) A local government may make a payment —
 - (a) to an employee whose employment with the local government is finishing; and
 - (b) that is more than the additional amount set out in the policy prepared under subsection (1) and adopted by the local government, but local public notice is to be given in relation to the payment made.
- (3) The value of a payment or payments made to a person under this section is not to exceed such amount as is prescribed or provided for by regulations.
- (4) In this section a reference to a payment to a person includes a reference to the disposition of property in favour of, or the conferral of any other financial benefit on, the person.
- (5) The CEO must publish the policy prepared under subsection (1) and adopted by the local government on the local government's official website.

Timeline

The current Payment to Employees in Addition to Contract or Award Policy was due for review in December 2022.

On 24 October 2022, Cr Stone submitted a matter of urgent business for the Governance Committee, in relation to proposed amendments to the Policy.

A paper was submitted, with comprehensive benchmarking of other Band 1 Local Governments, to the Governance Committee (GovCo) meeting on 27 October 2022 where it was recommended that Council:

- (1) MAKES no changes to the current Council Policy - Payments to Employees in Addition to Contract or Award; and
- (2) REQUESTS a report be presented to the Governance Committee outlining a broader rewards and recognition and retention strategy.

At the Ordinary Council Meeting on 10 November 2022, Council endorsed the GovCo recommendation.

On 23 February 2023, a paper was submitted to the GovCo which detailed a broader reward, recognition, and retention strategy. The Officers recommendation was that GovCo noted the development and commencement of the implementation of the framework.

At the Ordinary Council Meeting on 9 March 2023, Council endorsed the GovCo recommendation.

Since this date, the Policy has not been reviewed. A review of the Policy commenced in November 2023.



Current Policy Provisions

The current Policy is not prescriptive and does not provide for the specific circumstances in which the City will pay an employee an amount in addition to what is entitled under contract of Award. This is a requirement under Section 5.50 (1) (a) of the Act.

Proposed Policy Provisions

Provision has been made in the proposed Policy in relation to the following three items. Making such provision is compliant with the Act.

- Severance pays to terminating employees and the prescribed upper thresholds delegated to the Chief Executive Officer to negotiate to in the instance of:
 - industrial action
 - fitness for work
 - underperformance and/or misconduct
 - where it is not conducive for the organisation and/or Employee to have an ongoing employment relationship
- Settlement of minor industrial relation disputes to an upper threshold
- Recognition of long service employees
- Financial contribution towards a leaving gift (maximum threshold provided) and reasonable function employees in the instance of retirement or resignation.

Benchmarking for Long Service Payments

A table representing service recognition payments of other band one Western Australian Local Governments is attached (refer Attachment 2).

Strategic Plans/Policy Implications

Listening & Leading

A community focused, sustainable, accountable, and progressive organisation.

- Best practice Governance, partnerships and value for money.
- Employer of choice focusing on equity, innovation and technology.

Budget/Financial Implications

In the instance that Council adopts the Officers recommendation, there will be the following budget implications.

- (1) For payments associated with service recognition for calendar year 2023, the budget implication is \$82,000. This is based on payment of payment of service recognition for 57 employees. These payments would be made upon endorsement of the Policy and there is adequate budget provision within the financial year 2024 annual budget.
- (2) For payments associated with service recognition for calendar year 2024, the budget implication is \$8,700. This is based on payment of service recognition



of 37 employees. This payment would be paid in December 2024 and would form the annual budget for financial year 2025.

- (3) For payments associated with settlements there will be a budget allocation required. The budget provision required is unknown each year as such provisions of the Policy would only be utilised in exceptional circumstances and in the best interests of the organisation.
- (4) For payments associated with retirement gifts and functions a budget allocation will be required. Whilst the budget provision required is unknown, funds associated with organisational reward and recognition will be utilised.

Legal Implications

Local Government Act s.5.50

Community Consultation

N/A

Risk Management Implications

The City must have a policy which sets out the circumstances where an employee would be entitled to an amount in addition to their entitlements under the award or contract, and the manner for assessment of the additional amount. Making such payments without an endorsed policy permitting those payments would be a breach of the provisions of the *Local Government Act 1995*.

There is a low risk associated with the recommendation of this report, as the City must have a Payments to Employees in Addition to Contract and Award policy.

Advice to Proponent(s)/Submitters

N/A

Implications of Section 3.18(3) *Local Government Act, 1995*

Nil



Policy	Payments to Employees in Addition to Contract or Award
Policy Number (Governance Purpose)	



Policy Type

Council

Policy Purpose

The purpose of the Policy is to establish a position for the City of Cockburn in relation to

1. Severance pay to terminating employees including amounts as part of a contract of employment, industrial Agreement or as ordered by a Court or Tribunal;
2. Provision of an upper threshold amount that may be payable in response to minor industrial disputes; and
3. The provision of a monetary incentive for the long service of employees.
4. The assessment method of any such additional amounts.

The *Local Government Act 1995 (s5.50 (1))* requires Council to prepare a Policy detailing any payments made to employees in addition to any contract or applicable award.

Policy Statement

Severance pays to terminating employees

Subject to the mutual agreement of both the Chief Executive Officer and an Employee, the City may initiate a settlement process, by way of Employee resignation with a confidential Deed of Settlement, in the following circumstances.

Circumstance	Prescribed Upper Threshold
Where an Employee has or proposes to take action against the City under industrial relation legislation.	Up to a maximum of 52 weeks' pay
Where an Employee is unable to perform the inherent requirements of their role due to illness or injury and there has been a mutual agreement that the employment relationship must cease.	Up to a maximum of 26 weeks' pay
In instances where an ongoing employment relationship has been deemed to not be in the best interests of the organisation and/or the Employee.	Up to a maximum of 16 weeks' pay
Where the City determines an Employee is not meeting the performance expectation for a sustained period and/or demonstrates unreasonable conduct that is not conducive to a continuing working relationship and the City proposes to end the employment relationship by settlement.	Up to a maximum of 12 weeks' pay

Where the settlement payment is based on weekly pay, this is deemed to be the ordinary base rate of pay and excludes overtime, vehicle allowance, other allowances and

[1]

Policy	Payments to Employees in Addition to Contract or Award
Policy Number (Governance Purpose)	



superannuation). The prescribed upper threshold is not inclusive of any additional legislative and/or statutory entitlements that may also be payable.

In assessing the amount to be payable, the following will be considered

- The amount recommended by the Court or Tribunal to settle the matter.
- The risk of litigation and the strength of the respective case.
- The cost of legal services for defence.
- Disruptions to operations (including assessing employee engagement and reputational risks).
- The length of service, position held and the personal circumstances of the Employee.

Minor Industrial Disputes

Subject to mutual agreement of both the Chief Executive Officer and an Employee, the City may initiate a settlement process to resolve minor industrial disputes, in instances where a financial settlement is the only option to maintain a conducive working relationship. In these instances, severance of employment by way of resignation is not an option and settlement will mitigate the risk of adverse findings on the organisation.

An upper threshold of up to a maximum of \$10,000 may be payable in these instances and is executed through a confidential Deed of Settlement.

Long Service Employees

Long standing employees who met service recognition milestones prior to 31 December 2023, will receive:

- i. A certificate acknowledging the length of service.
- ii. A lapel pin depicting the years of service.
- iii. A payment in line with the table below.

Years of Service	Payment amount
10 years service	\$1,000.00
15 years service	\$1,500.00
20 years service	\$2,000.00
25 years service and above	\$2,500.00

Payments will be made through the City’s payroll system and will be subject to marginal income taxation rates as prescribed by the Australian Taxation Office.

To recognise long serving Employees, who reach a service milestone detailed below after 1 January 2024, a report will be prepared by the People Experience team listing all Employees who have attained, or will attain, 10, 20, 30 or 40 years of service with the City within that calendar year.



Policy	Payments to Employees in Addition to Contract or Award
Policy Number (Governance Purpose)	



Each Employee listed shall receive

- iv. A certificate acknowledging the length of service.
- v. A lapel pin depicting the years of service.
- vi. A gift voucher to the value of:

Years of Service	Gift Voucher Amount
10 years' service	\$200.00
20 years' service	\$300.00
30 years' service	\$400.00
40 years' service	\$500.00

The gift voucher, pin and certificate will be presented to the Employee at an event that is prescribed within the Reward and Recognition Policy (Administration Policy).

Ceasing Employment

The City of Cockburn will not make payments of gratuities to employees upon retirement or resignation.

In instances where an Employee has at least 10 years continuous service and resigns, the City may make provision to a maximum of \$500 contribution for a leaving gift and meet the cost of an appropriate farewell celebration as determined by the CEO.

Roles and Responsibilities

Council must endorse the provisions within this Policy and delegate authority to approval of such payments, to the prescribed maximum threshold, to the Chief Executive Officer.

The Chief Executive Officer (or nominated proxy) must approve all payments for circumstances covered by this Policy.

The Executive People Experience and Transformation is responsible for the implementation and compliance of this Policy, and in instances where clarification is required or there is a dispute provide interpretation of the provisions contained within this Policy.

Strategic Link:	Workforce Plan 2022- 2026
Category:	Governance
Lead Business Unit:	People Experience and Safety
Public Consultation: (Yes or No)	No
Adoption Date: (Governance Purpose Only)	

[3]



Benchmarking - Long Service Payments – Other Band One Local Governments

The table below represents the service recognition payments of other band one Western Australian Local Governments.

This benchmarking has informed the development of the Policy to ensure financial sustainability of the City in conjunction with rewarding and recognising long serving employees.

City	Service Recognition payment awards on milestones (Gift value / Cash) / Resignation / Retirement
City of Gosnells	<ul style="list-style-type: none"> • 10 years' service \$100 (Gift Card/Voucher) • 20 years' service \$200 (Gift Card/Voucher) • 30 years' service \$300 (Gift Card/Voucher) • 40 years' service \$500 (Gift Card/Voucher) A letter of service recognition from CEO. For event / function \$20 per attendee for employees resigning / retiring after 10 years of commendable service.
City of Joondalup	Appropriate gift card to maximum value <ul style="list-style-type: none"> • 5 years' service \$50 (Gift) + \$100 (Function/Event) • 10 years' service \$100 (Gift) + \$100 (Function/Event) • 15 years' service \$150 (Gift) + \$100 (Function/Event) • 20 years' + service \$250 (Gift) + \$200 (Function/Event) and every 5-year increment afterwards A framed certificate of service signed by the CEO. Gift Card suppliers – Big W, JB Hi Fi, Officeworks, Bunnings.
City of Rockingham	Appropriate gift to maximum value <ul style="list-style-type: none"> • Continuous service of 5 years or more but less than 10 years continuous service - \$50 • Continuous service of 10 years or more but less than 15 years of continuous service - \$150 • Continuous service of 15 years or more but less than 20 years of continuous service - \$300 • Continuous service of 20 years or more - \$500
City of Mandurah	<ul style="list-style-type: none"> • More than 10 years but less than 15 years - \$100 (Gift) + \$150 (Function/Event) • More than 15 years but less than 20 years - \$150 (Gift) + \$150 (Function/Event) • 20 or more years of service - \$250 (Gift) + Function/Event expenses determined by CEO
City of Albany	<ul style="list-style-type: none"> • 10 years of service -\$250 • 15 years of service -\$500 • 20 years of service -\$750 • 25 years of service -\$1000

<p>City of Stirling</p>	<p>Maximum values of Gift 5 years- \$100 10 years - \$500 15 years - \$750 20 years - \$1000 25 years - \$1250 30 years - \$1500 35 years - \$1750 40 years - \$2000 45 years - \$2500 Framed Certificate + Service Badge after continuous years of service from 5 years and at subsequent five-year intervals to be presented to the employees by the Director or representative. Employees with 25, 30, 35, 40,45 and 50 years of service will be invited to join the Mayor, Councillors and Executive Team at the annual Stirling Stars Event and will be presented with a gift in recognition of their contribution to the City.</p>	
<p>City of Canning</p>	<p><u>Continuing of Service</u> • 10 Years' service – Provision of a watch suitably inscribed value of up to \$300 + Annual presentation event • 25 Years' service - Provision of a watch suitably inscribed value of up to \$500 + Annual presentation event Recipient employee may make request to the CEO (in lieu of watch) for a donation to a recognised charity of their choice or a gift voucher. <u>Recognition of payment upon resignation / Retirement</u> • On completion of 10 years' service – one day's additional salary • On completion of 11-19 years' service – one day's additional salary, plus 75% of a day's salary for each completed year over 10 years • On completion of 20-29 years of service - \$7,500, subject to the employee having taken less than 25% of accumulated sick leave over the term of their employment. • On completion of 30 years and over service - \$15,000, subject to the employee having taken less than 25% of their accumulated sick leave over the term of their employment. A pro rata payment shall apply for part time employees.</p>	
<p>City of Kwinana</p>	<p>Completed Continuous Years of Service 10 years 15 years 20 years 25 years +</p>	<p>Monetary Value \$250 \$500 \$750 \$1000</p>



15. Reports-Standing Committee

Nil

16. Committee Minutes

Nil

17. Motions of Which Previous Notice Has Been Given

Nil

18. Notices Of Motion Given At The Meeting For Consideration At Next Meeting

Nil

19. New Business of an Urgent Nature Introduced by Members or Officers

Nil

20. Matters to be Noted for Investigation, Without Debate

Nil



21. Confidential Business

21.1 (2024/MINUTE NO 0010) Cockburn Sports Hall of Fame 2024 Inductees

This report and its attachments are **CONFIDENTIAL** in accordance with Section 5.23(2) (e)(iii) of the *Local Government Act 1995*, which permits the meeting to be closed to the public for business relating to the following:

(e)(iii) a matter that if disclosed, would reveal information about the business, professional, commercial or financial affairs of a person.

Officer Recommendation/Council Decision

MOVED Cr C Reeve-Fowkes SECONDED Cr P Corke

That Council:

(1) ADOPTS the actions agreed as specified in the Confidential Resolution.

CARRIED 10/0



Meeting to Proceed Behind Closed Doors Error! Bookmark not defined.**Council Decision**

MOVED Cr M Separovich SECONDED Cr C Reeve-Fowkes

That, pursuant to Section 5.23(2)(a) of the *Local Government Act 1995*, the Council meeting proceeds behind closed doors to consider Confidential Item 21.2, the time being 7.57pm.

CARRIED 10/0

7.57pm The Media and Communications Officer departed the meeting and did not return.

21.2 (2024/MINUTE NO 0010) Confidential Service Report

This report and its attachments are **CONFIDENTIAL** in accordance with Section 5.23(2) (a) and (e)(ii) of the *Local Government Act 1995*, which permits the meeting to be closed to the public for business relating to the following:

- (a) *a matter affecting an employee or employees.*
- (e)(ii) *a matter that if disclosed, would reveal information that has a commercial value to a person.*

Officer Recommendation/Council Decision

MOVED Cr T Widenbar SECONDED Deputy Mayor C Stone

That Council:

- (1) ADOPTS the actions agreed as specified behind closed doors.

CARRIED 8/2

For: Mayor L Howlett, Deputy Mayor C Stone, Cr P Eva, Cr T Widenbar, Cr T Dewan, Cr C Zhang, Cr P Corke and Cr M Separovich

Against: Cr C Reeve-Fowkes and Cr K Allen

Reopen Meeting to Public**Council Decision**

MOVED Deputy Mayor C Stone SECONDED Cr T Dewan

That Council reopen the meeting to the public, the time being 9.25pm.

CARRIED 10/0



22. (2024/MINUTE NO 0012) Resolution of Compliance

Council Decision

MOVED Cr C Reeve-Fowkes SECONDED Cr T Dewan

That Council is satisfied that resolutions carried at this Meeting and applicable to items concerning Council provided services and facilities, are:-

- (1) integrated and co-ordinated, so far as practicable, with any provided by the Commonwealth, the State or any public body;
- (2) not duplicated, to an extent Council considers inappropriate, services or facilities as provided by the Commonwealth, the State or any other body or person, whether public or private; and
- (3) managed efficiently and effectively.

CARRIED 10/0

23. Closure of Meeting

There being no further business, the Presiding Member closed the meeting at 9.27pm

