



Annual Report Development Contribution Plans 2023- 2024

Annual Report for Development Contributions Plans

Name of DCP Success North Development Contribution Plan 1 (DCP1)
Report Date 20/01/2025
Financial Year 2023/24

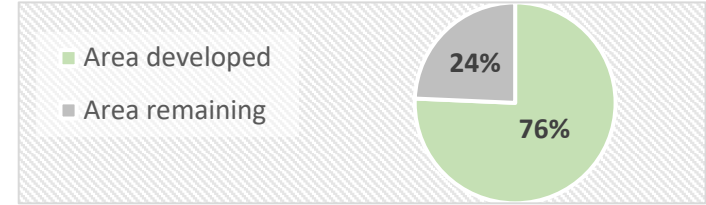


Table 1: Summary of delivery of infrastructure

Item of infrastructure	Scheduled delivery /priority in DCP	Progress/status (% complete)	¹ Expected Completion	% detail of funding (DCP and by other sources)	Reasons for delay (if applicable)
Land acquisitions	complete	100%	complete	100%	n/a
Hammond Rd <i>(between Beeliar Dr to Bartram Rd)</i>	complete	100%	complete	100%	n/a

¹ Note: timeframe subject to change

Table 2: Financial position of DCP Reserve

	Received/value contributions collected or land area	DCP funds expended/value	DCP Reserve Balance carried forward	Value of Credits	Interest received on DCP funds (if applicable)
Monetary component in levies (\$)	137,922.42	5,619,756.42	66,956.27	1,576,160.43	182,076.34
Works in kind	0	0	0	0	0
Land contribution	0	0	0	0	0
TOTAL	137,922.42	5,619,756.42	66,956.27	1,576,160.43	182,076.34

1. Has the DCP Reserve account be independently audited? Yes - 16/01/2025

2. Has the annual review of Cost Apportionment Schedule (CAS) and Cost Estimates been undertaken? Yes 21/10/2024

3. Are dwelling forecasts current? N/A

4. Identify any matters that may require future modifications to the DCP (slow rate of growth, unlikely to develop) and if alternative funding needs to be investigated. The works are now complete, and no further expenses are expected except for administrative costs. Some landowners have yet to develop and pay their contributions to the DCP.

Annual Report for Development Contributions Plans

Name of DCP Yangebup West Development Contribution Plan 4 (DCP4)
Report Date 20/01/2025
Financial Year 2023/24

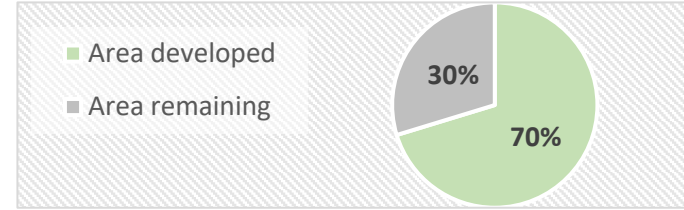


Table 1: Summary of delivery of infrastructure

Item of infrastructure	Scheduled delivery /priority in DCP	Progress/status (% complete)	Expected delivery	% detail of funding (DCP and by other sources)	Reasons for delay (if applicable)
Land acquisitions	complete	100%	complete	Part DCP Funded 47.63% DCP4 52.37% DCP5 (combined with DCP5)	n/a
Beeliar Dr construction <i>(between Stock Rd & Spearwood Ave)</i>					

Table 2: Financial position of DCP Reserve

	Received/value contributions collected or land area	DCP funds expended/value	DCP Reserve Balance carried forward	Value of Credits	Interest received on DCP funds (if applicable)
Monetary component in levies (\$)	86,264.10	1,925.42	229,114.22	0	5,934.99
Works in kind	0	0	0	0	0
Land contribution	0	0	0	0	0
TOTAL	86,264.10	1,925.42	229,114.22	0	5,934.99

1. Has the DCP Reserve account be independently audited? Yes - 16/01/2025

2. Has the annual review of Cost Apportionment Schedule (CAS) and Cost Estimates been undertaken? Yes 21/10/2024

3. Are dwelling forecasts current? N/A

4. Identify any matters that may require future modifications to the DCP (slow rate of growth, unlikely to develop) and if alternative funding needs to be investigated. The works are now complete, and no further expenses are expected except for administrative costs. Some landowners have yet to develop and pay their contributions to the DCP.

Annual Report for Development Contributions Plans

Name of DCP Yangebup East Development Contribution Plan 5 (DCP5)
Report Date 20/01/2025
Financial Year 2023/24



Table 1: Summary of delivery of infrastructure

Item of infrastructure	Scheduled delivery /priority in DCP	Progress/status (% complete)	Expected delivery	% detail of funding (DCP and by other sources)	Reasons for delay (if applicable)
Land acquisitions	complete	100%	complete	Part DCP Funded 47.63% DCP4 52.37% DCP5 (combined with DCP4)	n/a
Beeliar Dr construction <i>(between Stock Rd & Spearwood Ave)</i>					
Spearwood Ave construction <i>(between Beeliar Dr & Fancote Ave)</i>					
Closing Yangebup Rd at rail					

Table 2: Financial position of DCP Reserve

	Received/value contributions collected or land area	DCP funds expended/value	DCP Reserve Balance carried forward	Value of Credits	Interest recieved on DCP funds (if applicable)
Monetary component in levies (\$)	0	1,925.42	181,441.86	0	6,405.28
Works in kind	0	0	0	0	0
Land contribution	0	0	0	0	0
TOTAL	0	1,925.42	181,441.86	0	6,405.28

1. Has the DCP Reserve account be independently audited? Yes - 16/01/25

2. Has the annual review of Cost Apportionment Schedule (CAS) and Cost Estimates been undertaken? Yes - 21/10/2024

3. Are dwelling forecasts current? N/A

4. Identify any matters that may require future modifications to the DCP (slow rate of growth, unlikely to develop) and if alternative funding needs to be investigated. The works are now complete, and no further expenses are expected except for administrative costs. Some landowners have yet to develop and pay their contributions to the DCP.

Annual Report for Development Contributions Plans

Name of DCP Munster Development Contribution Plan 6 (DCP6)
Report Date 20/01/2025
Financial Year 2023/24

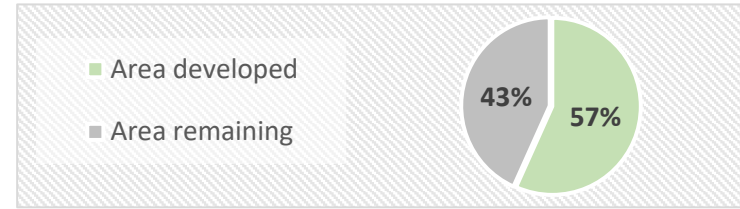


Table 1: Summary of delivery of infrastructure

Item of infrastructure	¹ Scheduled delivery /priority in DCP	Progress/status (% complete)	¹ Expected delivery	% detail of funding (DCP and by other sources)	Reasons for delay (if applicable)
Land acquisitions	2032/33	45%	2032/33	23.40% DCP6 76.60% Developer	n/a
Beeliar Dr upgrade <i>(Mayor - Stock Rd to Cockburn Rd)</i>	2032/33	0%		23.40% DCP6 76.60% Local Govt	

¹ Note: timeframe subject to change

Table 2: Financial position of DCP Reserve

	Received/value contributions collected or land area	DCP funds expended/value	DCP Reserve Balance carried forward	Value of Credits	Interest received on DCP funds (if applicable)
Monetary component in levies (\$)	55,953.51	56,102.42	2,066,942.39	0	71,575.81
Works in kind	0	0	0	0	0
Land contribution	0	0	0	0	0
TOTAL	55,953.51	56,102.42	2,066,942.39	0	71,575.81

1. Has the DCP Reserve account be independently audited? Yes - 16/01/25
2. Has the annual review of Cost Apportionment Schedule (CAS) and Cost Estimates been undertaken? Yes - 21/10/2024
3. Are dwelling forecasts current? N/A
4. Identify any matters that may require future modifications to the DCP (slow rate of growth, unlikely to develop) and if alternative funding needs to be investigated. N/A

Annual Report for Development Contributions Plans

Name of DCP Solomon Road Development Contribution Plan 8 (DCP8)
Report Date 20/01/2025
Financial Year 2023/24



Table 1: Summary of delivery of infrastructure

Item of infrastructure	¹ Scheduled delivery /priority in DCP	Progress/status (% complete)	¹ Expected delivery	% detail of funding (DCP and by other sources)	Reasons for delay (if applicable)
Drainage Infrastructure & landscaping <i>(incl land)</i>	2032/33	0%	2032/33	100%	n/a

¹ Note: timeframe subject to change

Table 2: Financial position of DCP Reserve

	Received/value contributions collected or land area	DCP funds expended/value	DCP Reserve Balance carried forward	Value of Credits	Interest received on DCP funds (if applicable)
Monetary component in levies (\$)	16,389.45	28,633.92	784,076.54	0	28,177.04
Works in kind	0	0	0	0	0
Land contribution	0	0	0	0	0
TOTAL	16,389.45	28,633.92	784,076.54	0	28,177.04

1. Has the DCP Reserve account be independently audited? Yes - 16/01/25
2. Has the annual review of Cost Apportionment Schedule (CAS) and Cost Estimates been undertaken? Yes - 21/10/24
3. Are dwelling forecasts current? N/A
4. Identify any matters that may require future modifications to the DCP (slow rate of growth, unlikely to develop) and if alternative funding needs to be investigated. Municipal funded review of Solomon Rd drainage study (July 2023): confirmed infrastructure still needed as development unfolds.

Annual Report for Development Contributions Plans

Name of DCP Hammond Park Development Contribution Plan 9 (DCP9)
Report Date 20/01/2025
Financial Year 2023/24

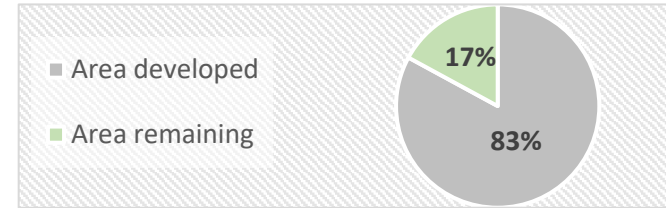


Table 1: Summary of delivery of remaining infrastructure

Item of infrastructure	¹ Scheduled delivery /priority in DCP	Progress/status (% complete)	¹ Expected delivery	% detail of funding (DCP and by other sources)	Reasons for delay (if applicable)
Land acquisitions	2027/28	95%	2027/28	Part DCP funded 61.60% DCP9 38.40% DCP10 (combined with DCP10)	reliant on available funding
Hammond Rd construction <i>(Gaebler Rd to Rowley Rd - 2 lanes only)</i> <i>Potentially 3 phases</i>	2027/28	0%	2027/28		

¹ Note: timeframe subject to change

Table 2: Financial position of DCP Reserve

	Received/value contributions collected or land area	DCP funds expended/value	DCP Reserve Balance carried forward	Value of Credits	Interest received on DCP funds (if applicable)
Monetary component in levies (\$)	295,997.62	37,065.92	4,503,117.94	856,240.00	145,739.66
Works in kind	0	0	0	0	0
Land contribution	0	0	0		0
TOTAL	295,997.62	37,065.92	4,503,117.94	856,240.00	145,739.66

1. Has the DCP Reserve account be independently audited? Yes - 16/01/2025

2. Has the annual review of Cost Apportionment Schedule (CAS) and Cost Estimates been undertaken? Yes - 21/10/2024

3. Are dwelling forecasts current? N/A

4. Identify any matters that may require future modifications to the DCP (slow rate of growth, unlikely to develop) and if alternative funding needs to be investigated. Council resolved at the Ordinary Council Meeting on 10 December 2024 to initiate a Scheme Amendment to extend the 'Period of Operation' for DCA9 and DCA10 by 4 years to the 30 June 2031. The decision was due to various constraints and landowners willingness and/or capacity to develop. The City is actively pursuing grant funding for the project delivery while addressing the ongoing growth in the development areas.

Annual Report for Development Contributions Plans

Name of DCP Wattleup Development Contribution Plan 10 (DCP10)
Report Date 20/01/2025
Financial Year 2023/24

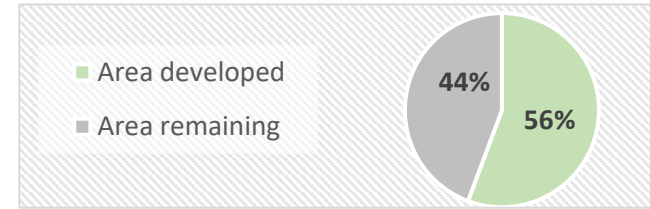


Table 1: Summary of delivery of remaining infrastructure

Item of infrastructure	¹ Scheduled delivery /priority in DCP	Progress/status (% complete)	¹ Expected delivery	% detail of funding (DCP and by other sources)	Reasons for delay (if applicable)
Land acquisitions	2027/28	95%	2027/28	Part DCP funded 61.60% DCP9 38.40% DCP10 (combined with DCP9)	reliant on available funding
Hammond Rd construction <i>(Gaebler Rd to Rowley Rd - 2 lanes only)</i> <i>Potentially 3 phases</i>	2027/28	0%	2027/28		

¹ Note: timeframe subject to change

Table 2: Financial position of DCP Reserve

	Received/value contributions collected or land area	DCP funds expended/value	DCP Reserve Balance carried forward	Value of Credits	Interest received on DCP funds (if applicable)
Monetary component in levies (\$)	587,942.05	34,875.92	1,335,859.95	533,760.00	30,826.69
Works in kind	0	0	0	0	0
Land contribution	0	0	0	0	0
TOTAL	587,942.05	34,875.92	1,335,859.95	533,760.00	30,826.69

1. Has the DCP Reserve account be independently audited? Yes - 16/01/25

2. Has the annual review of Cost Apportionment Schedule (CAS) and Cost Estimates been undertaken? Yes - 21/10/24

3. Are dwelling forecasts current? N/A

4. Identify any matters that may require future modifications to the DCP (slow rate of growth, unlikely to develop) and if alternative funding needs to be investigated. Council resolved at the Ordinary Council Meeting on 10 December 2024 to initiate a Scheme Amendment to extend the 'Period of Operation' for DCA9 and DCA10 by 4 years to the 30 June 2031. The decision was due to various constraints and landowners willingness and/or capacity to develop. The City is actively pursuing grant funding for the project delivery while addressing the ongoing growth in the development areas.

Annual Report for Development Contributions Plans

Name of DCP Muriel Court Development Contribution Plan 11(DCP11)
Report Date 20/01/2025
Financial Year 2023/24



Table 1: Summary of delivery of remianing infrastructure

Item of infrastructure	¹ Scheduled delivery /priority in DCP	Progress/status (% complete)	¹ Expected delivery	% detail of funding (DCP and by other sources)	Reasons for delay (if applicable)
Land acquisitions (POS)	Long (10+ years)	29%	2032/33	100%	Space) land requirements are within multiple landownership and may be ceded in different parcels over time.
POS construction		22%			
Land acquisitions (key roads)	Long (10+ years)	12%	2032/33	Part DCP funded DCP11 = over & above 15m standard subdivision road	Reliant on available funding.
Ngort Drive re-alignment (North Lake Rd to Berrigan Dr)	Long (10+ years)	0%	2032/33	Part DCP funded DCP11 = over & above 15m standard subdivision road	Development area is mostly higher densities where market has been slow, significant credits accrued by developer undertaking works in kind.
Muriel Court upgrade & extension (realigned Ngort Dr to Kentucky Ct)	Long (10+ years)	34%	2032/33		
Realignment of Elderberry Drive (Berrigan Dr to Jindabyne Hgt)	Short (0 - 5 Years)	0%	2026/27	100%	

¹ Note: Timeframe subject to change

Table 2: Financial position of DCP Reserve

	Received/value contributions collected or land area	DCP funds expended/value	DCP Reserve Balance carried forward	Value of Credits	Interest received on DCP funds (if applicable)
Monetary component in levies (\$)	0	42,592.92	-5,799.00	3,081,312	728.48
Works in kind	0	0	0	0	0
Land contribution	0	0	0	0	0
TOTAL	0	42,592.92	-5,799.00	3,081,312	728.48

1. Has the DCP Reserve account be independently audited? Yes - 16/01/2025

2. Has the annual review of Cost Apportionment Schedule (CAS) and Cost Estimates been undertaken? Yes - 21/10/2024

3. Are dwelling forecasts current? N/A

4. Identify any matters that may require future modifications to the DCP (slow rate of growth, unlikely to develop) and if alternative funding needs to be investigated. The City is actively exploring opportunities to apply for grant programs to fund certain infrastructure items, such as intersections along Berrigan Drive, to alleviate the financial burden on developer.

Annual Report for Development Contributions Plans

Name of DCP	Packham North Development Contribution Plan 12 (DCP12)
Report Date	20/01/2025
Financial Year	2023/24

Table 1: Summary of delivery of remaining infrastructure

Item of infrastructure	Scheduled delivery /priority in DCP	Progress/status (% complete)	Expected delivery	% detail of funding (DCP and by other sources)	Reasons for delay (if applicable)
POS Construction <i>(incl. land)</i>	complete	100%	complete	DCP12 = over & above 10%	n/a

Table 2: Financial position of DCP Reserve

	Received/value contributions collected or land area	DCP funds expended/value	DCP Reserve Balance carried forward	Value of Credits	Interest received on DCP funds (if applicable)
Monetary component in levies (\$)	244,515.87	25,142.92	280,920.22	0	2,118.70
Works in kind	0	0	0	0	0
Land contribution	0	0	0	0	0
TOTAL	244,515.87	25,142.92	280,920.22	0	2,118.70

1. Has the DCP Reserve account be independently audited? Yes - 16/01/2025

2. Has the annual review of Cost Apportionment Schedule (CAS) and Cost Estimates been undertaken? Yes - 21/10/2024

3. Are dwelling forecasts current? N/A

4. Identify any matters that may require future modifications to the DCP (slow rate of growth, unlikely to develop) and if alternative funding needs to be investigated. The works are now complete, and in line with the scheme provisions, the City is in the process of winding up this development contribution plan.

Annual Report for Development Contributions Plans

Name of DCP Community Infrastructure
Development Contribution Plan 13 (DCA13)

Report Date 20/01/2025

Financial Year 2023/24



Table 1: Summary of delivery of remaining infrastructure

Item of infrastructure	¹ Scheduled delivery /priority in DCP	Progress/status (% complete)	¹ Expected delivery	% detail of funding (DCP and by other sources)	Reasons for delay (if applicable)
Regional Facilities - All suburbs					
R4 Cockburn Central Communities Facilities	5-10 years	0%	2030/31	Part DCP funded 48.948% DCP13 51.052% Local Govt.	reliant on available funding
R6 Coogee Golf Complex	5-10 years	0%	2030/31		
R7 Bibra Lake Management Plan	5-10 years	0%	2030/31		
R9 Cockburn Coast Foreshore Management Plan	5-10 years	0%	2030/31		
R10 Cockburn Coast Beach Parking	5-10 years	50%	2030/31		
Sub Regional - East					
SRE2 Cockburn Central Playing Fields	5-10 years	0%	2030/31	Part DCP funded 55.042% DCP13 44.957% Local Govt.	reliant on available funding
SRE3 Anning Park - Tennis	5-10 years	0%	2030/31		
SRE5 Bicycle Network East	5-10 years	10%	2030/31		
Sub Regional - West					
SRW2 Senior & Life Long Learning Centre	5-10 years	0%	2030/31	Part DCP funded 43.805% DCP 56.195% Local Govt.	reliant on available funding
SRW3 Beale Park Sports Facilities	5-10 years	0%	2030/31		
SRW5 Bicycle Network West	5-10 years	10%	2030/31		
SRW6 Dixon Reserve/Wally Hagen	5-10 years	0%	2030/31		

Local					
L2 Southwell Community Centre	5-10 years	0%	2030/31	Part DCP funded 32.857% DCP13 67.143% Local Govt.	reliant on available funding
L5 Munster Recreation Facility	5-10 years	0%	2030/31	Part DCP funded 37.274% DCP13 62.726% Local Govt.	
L8 Cockburn Coast Oval & Land	5-10 years	0%	2030/31	Part DCP funded 81.415% DCP13 18.585% Local Govt.	Oval land purchase by agreement \$8.6M payment is due to DEVWA before or on 30 June 2026

¹ Note: timeframe subject to change

Table 2: Financial position of DCP Reserve

	Received/value contributions collected or land area	DCP funds expended/value	DCP Reserve Balance carried forward	Value of Credits	Interest received on DCP funds (if applicable)
Monetary component in levies (\$)	3,558,783.68	2,863,761.80	1,731,219.16	17,796,535	111,798.47
Works in kind	0	0	0	0	0
Land contribution	0	0	0	0	0
TOTAL	3,558,783.68	2,863,761.80	1,731,219	17,796,535	111,798.47

1. Has the DCP Reserve account be independently audited? Yes - 16/01/2025

2. Has the annual review of Cost Apportionment Schedule (CAS) and Cost Estimates been undertaken? Yes - 13/11/2024

3. Are dwelling forecasts current? Yes, Council resolved at the Ordinary Council Meeting on 12 November 2024 to exercises clause 5.3.11.5 of TPS3, applying a reduced DCP rate for the 2024/25 annual review. The DCP project costs are capped, indexed using WALGA (LGI), and adjusted quarterly until the next review.

4. Identify any matters that may require future modifications to the DCP (slow rate of growth, unlikely to develop) and if alternative funding needs to be investigated.

Council resolved at the Ordinary Council Meeting on 10 December 2024 to initiate a Scheme Amendment for an extension of the DCA13 boundary, to take account of the likely expansion of urban development in the Hammond Park/Wattleup locality.

Annual Report for Development Contributions Plans

Name of DCP Cockburn Coast: Robb Jetty and Emplacement Precincts
 Development Contribution Plan 14 (DCP14)

Report Date 20/01/2025

Financial Year 2023/24



Table 1: Summary of delivery of remaining infrastructure

Item of infrastructure	¹ Scheduled delivery /priority in DCP	Progress/status (% complete)	¹ Expected delivery	% detail of funding (DCP and by other sources)	Reasons for delay (if applicable)
Land acquisitions (POS)	Long (10+ years)	32%	2032/33	100% DCP14	Road and POS (Public Open Space) land requirements are within multiple landownership and may be ceded in different parcels over time.
POS construction	Long (10+ years)	28%	2032/33		
Local community building (incl. land)	Long (10+ years)	0%	2032/33		
Land acquisitions (key roads)	Long (10+ years)	32%	2032/33		
Cockburn Road (landscape enhancement)	Long (10+ years)	0%	2032/33	Part DCP funded DCP14 = over and above 20m standard subdivision road	Reliant on available funding.
(Main Street signalised intersection)	Long (10+ years)	0%			
Provision of Bus Rapid Transit Route (BRT Spine)	Long (10+ years)	0%	2032/33		
Provision of Main Street (Cockburn Rd to Robb Road) (shared & non-shared surface)	Long (10+ years)	45%	2032/33	100% DCP14	Development area is mostly higher densities where market has been slow, significant credits accrued by developer undertaking works in kind.
Rollinson Road Pedestrian Signals (Rail)	Long (10+ years)	0%	2032/33		

¹ Note: timeframe subject to change

Table 2: Financial position of DCP Reserve

	Received/value contributions collected or land area	DCP funds expended/value	DCP Reserve Balance carried forward	Value of Credits	Interest received on DCP funds (if applicable)
Monetary component in levies (\$)	-178,659.52	147,498.90	552,888.94	4,912,643.29	15,108.36
Works in kind	0	0	0	0	0
Land contribution	0	0	0	0	0
TOTAL	-178,659.52	147,498.90	552,888.94	4,912,643.29	15,108.36

1. Has the DCP Reserve account be independently audited? Yes - 16/01/2025

2. Has the annual review of Cost Apportionment Schedule (CAS) and Cost Estimates been undertaken? Yes - 16/10/2024

3. Are dwelling forecasts current? N/A

4. Identify any matters that may require future modifications to the DCP (slow rate of growth, unlikely to develop) and if alternative funding needs to be investigated. Given the slow rate of growth and the high value of the infrastructure items, road priority changes from Main Roads and the expectations of the establishing community, we are monitoring this one closely.

Annual Report for Development Contributions Plans

Name of DCP Treeby/Jandakot Development Contribution Plan 15 (DCP15)
Report Date 20/01/2025
Financial Year 2023/24

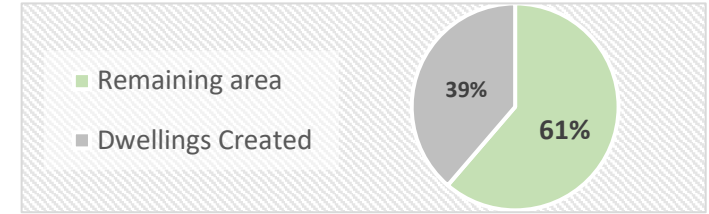


Table 1: Summary of delivery of infrastructure

Item of infrastructure	¹ Scheduled delivery /priority in DCP	Progress/status (% complete)	¹ Expected delivery	% detail of funding (DCP and by other sources)	Reasons for delay (if applicable)
Playing field and clubroom <i>(excl. land)</i>	Short (0 - 5 years)	0%	2027/28	37.05% DCP15 62.96% Local Govt. Neighbourhood Park = Subdivider	Approx 4% of project funding achieved

¹ Note: timeframe subject to change

Table 2: Financial position of DCP Reserve

	Received/value contributions collected or land area	DCP funds expended/value	DCP Reserve Balance carried forward	Value of Credits	Interest received on DCP funds (if applicable)
Monetary component in levies (\$)	273,270.92	24,489.96	660,623.60	0	15,541.20
Works in kind	0	0	0	0	0
Land contribution	0	0	0	0	0
TOTAL	273,270.92	24,489.96	660,623.60	0	15,541.20

1. Has the DCP Reserve account be independently audited? Yes - 16/01/2025
2. Has the annual review of Cost Apportionment Schedule (CAS) and Cost Estimates been undertaken? Yes - 22/11/24
3. Are dwelling forecasts current? Yes
4. Identify any matters that may require future modifications to the DCP (slow rate of growth, unlikely to develop) and if alternative funding needs to be investigated. N/A