



The Council of the City of Cockburn

City of Cockburn  
Ordinary Council Meeting  
**Minutes**

For Tuesday, 8 October 2024

These Minutes are subject to confirmation

Presiding Member's signature

Date: 12 November 2024

## Table of Contents

	Page
1. Declaration of Meeting.....	5
3. Disclaimer .....	5
4. Acknowledgement of Receipt of Written Declarations of Financial Interests and Conflict of Interest (by Presiding Member) .....	6
5. Apologies and Leave of Absence .....	6
6. Response to Previous Public Questions Taken on Notice .....	6
7. Written Requests for Leave of Absence.....	6
9. Confirmation of Minutes.....	15
9.1 Minutes of the Ordinary Council Meeting - 10/09/2024 .....	15
9.1 (2024/MINUTE NO 0212) Minutes of the Ordinary Council Meeting - 10/09/2024 .....	15
10. Deputations .....	15
(2024/MINUTE NO 0213) Extension of Meeting .....	16
11. Business Left Over from Previous Meeting (if adjourned) .....	18
12. Declaration by Members who have Not Given Due Consideration to Matters Contained in the Business Paper Presented before the Meeting .....	18
13. Decisions Made at Electors Meeting.....	18
14. Reports - CEO (and Delegates).....	19
14.1 Planning and Sustainability.....	19
14.1.1 (2024/MINUTE NO 0214) Manning Park Mountain Bike Trails .....	19
14.1.2 (2024/MINUTE NO 0215) Recommendation on Final Adoption - (Standard) Amendment No.177 to Town Planning Scheme No.3 - Partial Rationalisation of Development Area 16 (South Beach Village - North Coogee).....	40
14.1.3 (2024/MINUTE NO 0216) Commercial Vehicle Parking in Residential Area - 27 Wauhop Circle, Beeliar.....	74
14.2 Corporate and System Services .....	88
14.2.1 (2024/MINUTE NO 0217) Payments Made from Municipal Fund and Local Procurement Summary - August 2024 .....	88
14.2.2 (2024/MINUTE NO 0218) Monthly Financial Report - August 2024.....	170
14.3 Infrastructure Services.....	198
14.3.1 (2024/MINUTE NO 0219) RFP05-2024 Processing Services for Recyclable Materials .....	198
14.3.2 (2024/MINUTE NO 0220) RFT19-2024 Leachate Pond Construction & Associated Works .....	203
14.4 Community and Place .....	209



14.4.1	(2024/MINUTE NO 0222) Proposed Wally Hagan Recreation Centre Redevelopment .....	209
14.4.2	(2024/MINUTE NO 0222) Youth Services Strategy 2017 - 2022 Close Out .....	223
14.5	Office of the CEO .....	245
14.5.1	(2024/MINUTE NO 0223) WALGA's Local Government Elections Advocacy Positions.....	245
15.	Reports-Standing Committee .....	324
15.1	Audit Risk and Compliance Committee Meeting – 17/09/2024.....	324
15.1.1	(2024/MINUTE NO 0224) Financial Audit Results – Local Government 2022-23(Office of the Auditor General) .....	324
15.1.2	(2024/MINUTE NO 0225) Performance Audit - Local Government Management of Purchasing Cards.....	378
15.1.3	(2024/MINUTE NO 0226) Department of Water and Environmental Regulation Annual Waste Plan Report.....	407
15.1.4	(2024/MINUTE NO 0227) Local Government Insurance Scheme (LGIS) Fleet Risk Assessment Report.....	413
15.1.5	(2024/MINUTE NO 0228) City of Cockburn Annual Groundwater Monitoring Summary 2023-2024 Report .....	446
15.1.6	(2024/MINUTE NO 0229) Office of Auditor General Performance Audit - Exit Controls at Large Local Government Entities, Reports 25: 2023-24, 28 June 2024; and the City of Cockburn's Response .....	558
15.1.7	(2024/MINUTE NO 0230) Quarterly Risk Register Update .....	598
15.2	Expenditure Review Committee Meeting – 17/09/2024.....	611
15.2.1	(2024/MINUTE NO 0231) Budget Amendments for the FY 25 Municipal Budget.....	611
16.	Committee Minutes.....	621
16.1	Audit Risk and Compliance Committee Meeting – 17/09/2024.....	621
	(2024/MINUTE NO 0232) Audit Risk and Compliance Committee Meeting – 17/09/2024 .....	621
16.2	Expenditure Review Committee Meeting – 17/09/2024.....	621
	(2024/MINUTE NO 0233) Expenditure Review Committee Meeting.- 17/069/2024 .....	621
17.	Motions of Which Previous Notice Has Been Given.....	622
17.1	(2024/MINUTE NO 0234) Victor George Kailis Oval (Cockburn ARC) to host Local Cockburn Football Teams' Grand Finals .....	622
18.	Notices Of Motion Given At The Meeting For Consideration At Next Meeting.....	625
18.1	Public Pontoon at Ngarkal Beach .....	625
19.	New Business of an Urgent Nature Introduced by Members or Officers .....	626
20.	Matters to be Noted for Investigation, Without Debate .....	626

21.	Confidential Business .....	626
22.	(2024/MINUTE NO 0235) Resolution of Compliance .....	626
23.	Closure of Meeting .....	626



## Minutes

### Present

#### Elected Members

Mayor L Howlett	(Presiding Member)
Deputy Mayor C Stone	Central Ward
Cr P Eva	Central Ward
Cr T Widenbar	Central Ward
Cr T Dewan	East Ward
Cr C Reeve-Fowkes	East Ward
Cr C Zhang	East Ward
Cr K Allen	West Ward
Cr P Corke	West Ward
Cr M Separovich	West Ward

#### Staff

Mr D Simms	Chief Executive Officer
Mr D Arndt	Director Planning and Sustainability
Mr A Lees	A/Director Community and Place
Mr M Foley	A/Director Infrastructure Services
Mr N Mauricio	A/Director Corporate and System Services
Ms M Todd	Manager Legal and Compliance
Mr H Harrington	System Support Team Leader
Mr N Sandiford	Systems Administrator
Ms S D'Agnone	Council Minute Officer

### 1. Declaration of Meeting

The Presiding Member declared the meeting open at 7.00pm.

“Kaya, Wanju Whadjuk Boodja” which means “Hello, Welcome to Whadjuk Land”

The Presiding Member acknowledged the Whadjuk Peoples of the Nyungar Nation who are the traditional custodians of the land on which the meeting was held, and paid respect to their Elders both past and present, and extended that respect to First Nations Peoples who were present.

### 2. Appointment of Presiding Member (If required)

Nil

### 3. Disclaimer

The Presiding Member read the Disclaimer:

Members of the public, who attend Council Meetings, should not act immediately on anything they hear at the Meetings, without first seeking clarification of Council's position.

Persons are advised to wait for written advice from the Council prior to taking action on any matter that they may have before Council.

**4. Acknowledgement of Receipt of Written Declarations of Financial Interests and Conflict of Interest (by Presiding Member)**

Item	Type of Nature	Elected Member/Staff Member
Public Question Time	Indirect Financial	Mayor Howlett
Public Question Time	Financial	Daniel Simms, Chief Executive Officer
14.1.1	Impartiality	Mayor Howlett
14.1.1 (Deputation)	Impartiality	Cr Phoebe Corke
14.1.1	Financial	Daniel Simms, Chief Executive Officer
14.4.1	Indirect Financial	Deputy Mayor Stone
14.4.1 (Deputation)	Impartiality	Cr Corke
14.5.1	Impartiality	Mayor Howlett
15.1.4	Impartiality	Mayor Howlett

**5. Apologies and Leave of Absence**

N/A

**6. Response to Previous Public Questions Taken on Notice**

N/A

**7. Written Requests for Leave of Absence**

N/A



## 8. Public Question Time

Prior to the commencement of Public Question Deputy Mayor Stone and Chief Executive Officer (CEO) Daniel Simms made the following declarations:

Type of Interest	Nature of Interest
Deputy Mayor Stone submitted an Indirect Financial Interest, pursuant to Section 5.61 of the <i>Local Government Act 1995</i> in relation to public questions and deputations for Item 14.4.1.	I received a gift of two tickets from Cockburn Cougars Basketball Association to the Womens' NBL1 Grand Final to support the team in the Grand Final. Pursuant to Section 5.62 (1)(eb) of the <i>Local Government Act 1995</i> they are considered a closely associated person to me.
Mr Daniel Simms submitted an Indirect Financial Interest, pursuant to Section 5.71A(1) of the <i>Local Government Act 1995</i> in relation to public questions and deputations for Item 14.4.1.	I have attended on the invitation of the Cockburn Basketball Association a number of basketball games in my capacity as Chief Executive Officer of the City of Cockburn that exceed in total \$300 in the last twelve months. As a result, this deems the Cockburn Basketball Association as a closely associated person. I declare an Indirect Financial Interest.
Mr Daniel Simms submitted an Indirect Financial Interest, pursuant to Section 5.71A(1) of the <i>Local Government Act 1995</i> in relation to public questions regarding matters not on the Agenda.	I have received a gift from Perth South West Metropolitan Alliance, being \$14,100 contributing towards the USA Delegation. Pursuant to Section 5.62(1)(ec) of the <i>Local Government Act 1995</i> , they are considered a closely associated person to me.

7.05pm Deputy Mayor Stone and the CEO departed the meeting.

7.05pm The Director Planning and Sustainability took the seat vacated by the CEO.

### Jozina de Ruiter, Hamilton Hill

#### Item 14.4.1 Proposed Wally Hagan Recreation Centre Redevelopment

- Q1. How will the Council develop this Wally Hagan Basketball Stadium Concept Plan further so that this new 10 Court development will fit in this residential area, relate to the community and local hubs, shops and schools, the wildlife corridor, connect to bike and pedestrian paths as well as improves the local tree coverage?
- A1. The Acting Director Community and Place advised the proposed redevelopment occupies land currently reserved for the Roe 9 Highway. The existing facility is within a recreation reserve between a former landfill site and commercial premises.
- The urban interface on Hurford Street and the Hub 6163 building remains unchanged. Vehicle, bike and pedestrian connections will be developed in the next phase of the planning.

- Q2. How, when, and where is the Council going to consult with locals and stakeholders, in a way that will inform the whole development, like design, size, and location, when so far, we local residents have not been consulted at all to inform the now presented \$300.000 Concept Plan for the Wally Hagan Stadium development?
- A2. The Acting Director Community and Place advised that, should Council endorse the proposed approach at tonight's meeting, the City will commence planning for further community consultation. It should be noted the City has undertaken significant consultation through the Western Suburbs Sporting Precinct Study 2018 and the Draft Community Infrastructure Plan, currently out for consultation, in the development of this proposal.

**Anna Heabich, Hamilton Hill**

Item 14.4.1 Proposed Wally Hagan Recreation Centre Redevelopment

- Q1. With the new Wally Hagan development, how will the Council address the huge increase of traffic in the area, as well as protect local businesses from closing, when new tenants, similar to local existing businesses like gyms, chemists, and childcare centres, open up in the new stadium?
- A1. The Acting Director Community and Place advised the City will undertake detailed traffic and transport planning as part of the next phase of the project, as outlined in the report, if Council endorses the recommendation for it tonight. The proposed supporting amenities were also identified through the Needs Analysis which is contained in the report.
- Q2. How will the Council facilitate, protect, and reassure local residents who live near the new Wally Hagan Stadium development site and are already traumatized by the noise, dust, chaos, and traffic problems created by the recent drainage upgrade at the same site?
- A2. The Acting Director Community and Place advised that, should Council endorse the redevelopment and enter into a program, a Construction Management Plan will be developed and undertaken by the relevant contractor and that will be to mitigate the impacts on residents during construction.

**Robyn Walsh, Spearwood**

Item 14.4.1 Proposed Wally Hagan Recreation Centre Redevelopment

- Q1. Do not think that a regional basketball centre fits with the liveability of the Hamilton Hill neighbourhood? Put another way, do you think that People and Place have been adequately consulted with and planned for?
- A1. The Acting Director Community and Place advised the existing site houses a regional basketball facility. As previously outlined, planning and consultation have been undertaken to determine the needs of the community with the outcome being the proposed redevelopment. Should Council endorse the proposed approach, the City will commence planning for further community consultation.



- Q2. The tabled report says 'demonstrated high level of community interest in development at Wally Hagan and Dixon Park would will need to be considered as part of this process'. Should this not be completed before a decision is made to continue with this process?
- A2. The Acting Director Community and Place advised there has been a significant level of community engagement as part of the planning phases of this proposal and, subject to future determinations by Council, there will continue to be community engagement as the phases progress in accordance with is engagement policy.

### **Sally Marsh, South Fremantle**

#### **Item 14.4.1 Proposed Wally Hagan Recreation Centre Redevelopment**

- Q1. The Stage 1 Plans indicate there will be 313 parking bays. Stage 2 plans to add four courts but only a further 13 car bays (giving a total of 326). Does the City consider that the four new courts will only need 13 extra bays, and if not do they plan to continue to allow overflow parking on the adjacent public space?
- A1. The Acting Director Community and Place advised the Feasibility Study identifies a total provision of 334 parking bays with 314 provided during Stage 1 and a further 20 bays in Stage 2. The parking requirements considers the whole facility provision and is not specified for each stage of development.
- Further work on overflow or additional bays will be undertaken once broader land tenures have been resolved.
- Q2. Does the City really consider that a wildlife corridor will be adequately provided by a 5m wide strip running between Rockingham Road and the new Basketball Centre carparks? Will the City provide a more realistic wildlife corridor in the development plans for the Stadium and Precinct?
- A2. The Acting Director Community and Place advised the current redevelopment concept acknowledges the need to create a wildlife corridor and provides two options, along either or both Rockingham Road or Leda Street, with the final form and location of the corridor to be determined via the formal Development Approval process. At this stage the form and function of the corridor, if accepted by the Minister as a guiding Special Provision via the Scheme Amendment, and/or imposed by the WAPC through the structure plan process, is undefined.

### **Jozina de Ruiter, Hamilton Hill (continued)**

#### **Item 14.4.1 Proposed Wally Hagan Recreation Centre Redevelopment**

- Q3. The Council Wally Hagan concept report states 'an overall reduction in the participation in team sport'. The report states that the biggest growing form of recreation is walking. Why did this Council, with already 22 basketball courts accessible nearby, choose to focus on creating more expensive infrastructure for team sport, rather than supporting the more economical, viable options for the growing needs for walking trails?

- A3. The Acting Director Community and Place advised the report that is presented to Council tonight is about the Wally Hagan Recreation Centre Redevelopment and has identified this development through the Western Suburbs Sporting Precinct Program and the Community Infrastructure Plan.

It is a holistic document that look at a number of different recreation provisions across the City. How that is then managed according to recreation and walking would need to be further investigated to ensure your question around other walking locations can be addressed.

The City does also have the Trails Master Plan and the Walking and Cycling Plan, which is also a strategic document that would link into any further questions around that.

- Q4. Report states few trees are in or near the Wally Hagan building envelope, however I counted seven mature trees out front of the Wally Hagan stadium within the Concept Plan, of which one is a robosta tuart tree. I also noticed two mature trees in the Roe 9 building envelope. Is the Council going to adjust the Wally Hagan concept design to safeguard these mature trees?

- A4. The Acting Director Community and Place advised this will form part of the next phase of the project, to identify those trees and seek to find an offset for any of those tress, or to identify how the building could accommodate those trees.

#### **Suzanne Lohze, Hamilton Hill**

##### **Item 14.4.1 Proposed Wally Hagan Recreation Centre Redevelopment**

- Q1. The maximum seating capacity in the stadium will be 1,500 seats. If full capacity is reached, how can 314 parking bays accommodate this many people?

- A1. The Acting Director Community and Place advised that is part of the modelling that is done and there is a calculation regarding the number of attendees to the number of parking bays, and that has identified 314 bays for a maximum crowd.

#### **Anna Heabich, Hamilton Hill (continued)**

##### **Item 14.4.1 Proposed Wally Hagan Recreation Centre Redevelopment**

- Q3. Since Hamilton Hill is one of the hottest suburbs in the metropolitan area, is there an allowance for shaded walking paths structures and permeable parking pavement in the Wally Hagan Concept Plan?

- A3. The Acting Director Community and Place advised that will be one of the future actions, to look at the landscape in the precinct, and also the material for paving will be a further detail design element that can be brought in that, and that will be something that will be brought about by some of community consultation we will undertake if Council progress the recommendation tonight.

#### **Pascale Audy, Hamilton Hill**

##### **Item 14.4.1 Proposed Wally Hagan Recreation Centre Redevelopment**



- Q1. You are talking a lot about community consultation. What is it going to look like in a practical sense, when you talk about engaging stakeholders and community members, because we don't feel like we have been consulted?
- A2. The Acting Director Community and Place advised that will be something discussed with the City's Community Engagement Team and develop an engagement strategy which will identify those key area which we need to focus on in regards to community engagement.

Whether that is on-site meetings, whether it is community meetings or information on our website. There will be a number of activities the team will look at and determine the best approach in regards to engaging with the community, to be able to get that feedback to feed back to the Elected Members to make an informed decision on the Project.

7.22pm Deputy Mayor Stone returned to the meeting.

7.24pm Cr Widenbar departed the meeting.

### **Kathleen Craig, Hamilton Hill**

#### Item 14.1.1 Manning Park Mountain Bike Trails

- Q1. Do you realise the tamala limestone is one of the remnant limestones left along the WA coastline and only grows plants that are suited to that and that we are talking a rare, wonderful area?
- A1. The Director Planning and Sustainability advised part of the report contains a detailed Flora Study, which identifies the various plant species that exist and the significance of those plant species.

### **Jacob Ellenger, Youth Advisory Collective (YAK)**

#### Youth Services Strategy 2017-2022 Close Off

- Q1. Currently there is no Elected Member representation on the Youth Advisory Collective (YAK) for Cockburn. There has been in the past from Cr Dewan and he was engaged and supportive.

YAK members would really value Elected Member involvement going forward, as it would keep Elected Members informed and would also demonstrate that the Council is invested and interested in its young people as community members.

Given that Cockburn is a fast growing community with over 18,000 young people, can Elected Members explain why none have made themselves available to sit on the YAK during 2024?

Does any Elected Member plan to sit on the YAK in 2025?

What do you see as the best way for this engagement to take place? We have a few options here:

- Attend YAK meetings when available
- Share responsibility to attend YAK meeting across the calendar?



- Or our idea of 'Coffee with an Elected Member'?

A1. Mayor Logan thanked Mr Ellenger for his questions and advised the City does call for expressions of interest for particular references and committees. Elected Members can, at any time, elect to attend a YAK meeting or meetings, or any of the other activities that the YAK are involved with.

Individual Councillor can contact the City's administration if they wish to join the YAK or participate in those programs.

Prior to proceeding to questions received on notice that do not relate to an Agenda, Mayor Howlett made the following declaration:

Type of Interest	Nature of Interest
Mayor Logan Howlett submitted an Indirect Financial Interest, pursuant to Section 5.61 of the <i>Local Government Act 1995</i> for 14.4.1.	I have received a gift from Perth South West Metropolitan Alliance, being \$14,100 contribution towards the USA Delegation. Pursuant to Section 5.62(1)(eb) of the <i>Local Government Act 1995</i> , they are considered a closely associated person to me.

7.27pm Cr Widenbar returned to the meeting.

7.28pm Mayor Howlett departed the meeting.

The Deputy Mayor took the Chair to preside over the meeting for the duration of questions on notice that do not relate to an agenda item.

### **Anthony Certoma, Coogee**

Subject: Declarations of Interest

Q1. Are you familiar with and have an expert's knowledge of the publication put out by the Department of Local Government, Sport and Cultural Industries titled "Disclosures of Interest" which is the Local Government Operational Guidelines for this subject, dated May 2023?

A1. The Director Planning and Sustainability advised the City is familiar with the Department's Operational Guidelines, including the Disclosure of Interest Guidelines.

Q2. Is this statement, "The onus is on Elected Members, Local Government Employees and other relevant persons to determine whether they are affected by the interest provisions in relation to a matter under consideration by the Council." contained in the publication?

A2. The Director Planning and Sustainability advised yes.

Q3. Is this statement, "Given the importance of Probity, Accountability and Transparency, persons affected by the Financial Interests provisions of the Act are advised to err on the side of caution and disclose an interest in any matter before Council or Council Committee where they may, or may appear to have, an interest.", also contained in the publication?



- A3. The Director Planning and Sustainability advised yes.
- Q4. Is this statement, “Failure to declare an interest is a breach of the *Local Government Act 1995* and depending on the nature of the interest, penalties can range from having to make a public apology to disqualification from serving as a Council Member or termination of employment for employees.”, also contained in the publication?
- A4. The Director Planning and Sustainability advised yes.
- Q5. Is this statement, “Likewise, in many cases failure to declare an interest would compromise misconduct under the *Crime, Corruption and Misconduct Act 2003* and require mandatory referral to the Public Sector Commission or Crime and Corruption Commission based upon the nature of the failure to declare.”, also contained in the publication?
- A5. The Director Planning and Sustainability advised yes.
- Q6. Finally, is this statement, regarding Indirect Financial interests, “There is no requirement to establish a financial gain, loss, benefit or detriment in this instance. The mere existence of a financial relationship and the requirement for a decision is sufficient for a breach of the provision to have occurred. This means that for you, or a person with whom you are closely associated, to have an interest it is not necessary that money change hands or that there be immediate financial consequences because of a decision. The decision may mean the reasonable expectation of future financial consequences.”, also contained in the publication?
- A6. The Director Planning and Sustainability advised yes.
- Q7. On 13 August 2024 OCM, I asked a question in relation to when the Board meeting of the Perth South West Metropolitan Alliance (PSWMA) was held. The question was taken on notice with the answer given as, “At the PSWMA Board meeting on 11 March 2024 the Board resolved to travel to the United States. The exact dates, timing, schedule and costs of the study tour however were not finalised until a number of months after the Board meeting?
- On 13 June 2024 the PSWMA advised the individual attendee costs and on the same date the CEO and Mayor registered their respective gift declarations.” In your professional and unbiased opinion, given the Local Government Operational Guidelines in regard to Disclosures of Interest previously referred to, and given the timelines disclosed regarding the resolution to travel to the USA, and the timing of the Support AUKUS Resolution, has there been an error of judgement by the Mayor and CEO in not making a disclosure sooner?
- A7. The Director Planning and Sustainability advised that, as noted in Mr Certoma’s earlier comment, the onus is on the Elected Members, Local Government Employees and other relevant persons to determine whether they are affected by the interest provisions in relation to a matter under consideration by the Council. Disclosures are required to be made within 10 days.



- Q8. Between 11 March 2024 and the date of the May OCM which resolved to Support AUKUS, did the Mayor (who has been Mayor for 15 years) or the CEO (who has been a CEO for more than 15 years) come to seek advice regarding Disclosures of Interest in relation to AUKUS?
- A8. The Director Planning and Sustainability advised that Elected Members, or local government employees, are not required to obtain advice regarding declarations of interest, but may seek advice from the Department, WALGA or internally. However as per the above, it is the decision of the individual to determine if an interest is one which is required to be declared, not the Council.
- Q9. At the OCM 14/05/2024 at Agenda Item 14.1.5, Cr Dewan submitted an Impartiality Interest, in that he had been offered a role by the Federal Government in the AUKUS team. He further explained that it would be in a Panel but at that stage the appointment had not yet been made but he wanted to make a disclosure. Given that the role in a Panel implied some sort of financial interest, in your expert opinion shouldn't he have declared either a Direct or Indirect Interest in the matter rather than an Impartiality Interest? Did Cr. Dewan seek your advice on the matter prior to his Disclosure of Interest?
- A9. The Director Planning and Sustainability referred to the response provided to the previous question.
- 7.36pm Mayor Howlett and the CEO returned to the meeting.
- 7.36pm Deputy Mayor Stone vacated the Chair and returned to her seat and Mayor Logan resumed the role of Presiding Member.
- 7.36pm Director Planning and Sustainability returned to his seat.
- 7.36pm Public Question Time closed.



## 9. Confirmation of Minutes

### 9.1 (2024/MINUTE NO 0212) Minutes of the Ordinary Council Meeting - 10/09/2024

#### Council Decision

MOVED Cr T Dewan SECONDED Cr M Separovich

That Council confirms the Minutes of the Ordinary Council Meeting held on Tuesday, 10 September 2024 as a true and accurate record.

**CARRIED 8/0**

## 10. Deputations

Prior to the commencement of Deputations, Deputy Mayor Stone and the CEO made the following declarations:

Type of Interest	Nature of Interest
Mayor Howlett submitted an Impartiality Interest, pursuant to Regulation 22 of the <i>Local Government (Model Code of Conduct) Regulations 2021</i> for Item 14.1.1.	My wife Patricia and I are members of the Historical Society of Cockburn who were consulted in this agenda item.
Deputy Mayor Stone submitted an Indirect Financial Interest, pursuant to Section 5.61 of the <i>Local Government Act 1995</i> for 14.4.1.	I received a gift of two tickets from Cockburn Cougars Basketball Association to the Womens' NBL1 Grand Final to support the team in the Grand Final. Pursuant to Section 5.62 (1)(eb) of the <i>Local Government Act 1995</i> they are considered a closely associated person to me.
Mr Daniel Simms submitted an Indirect Financial Interest, pursuant to Section 5.71A(1) of the <i>Local Government Act 1995</i> for Item 14.4.1.	I have attended on the invitation of the Cockburn Basketball Association a number of basketball games in my capacity as CEO of the City of Cockburn that exceed in total \$300 in the last twelve months. As a result, this deems the Cockburn Basketball Association as a closely associated person. I declare an Indirect Financial Interest.
Cr Phoebe Corke submitted an Impartiality Interest, pursuant to Regulation 22 of the <i>Local Government (Model Code of Conduct) Regulations 2021</i> for Item 14.1.1.	I am co-convenor of the Cockburn Community Wildlife Corridor Group who are making a shared Deputation regarding this item.
Cr Phoebe Corke submitted an Impartiality Interest, pursuant to Regulation 22 of the <i>Local Government (Model Code of Conduct) Regulations 2021</i> for Item 14.4.1.	I am co-convenor of the Cockburn Community Wildlife Corridor Group who are making a shared Deputation regarding this item.

The Presiding Member invited the following deputations:

1. **Megan Jaceglav, Murdoch University**  
Item 14.1.1 Manning Park Mountain Bike Trails
2. **Jenny Archibald, Friends of Manning Park Ridge**  
**Sue Conlan, Urban Bushland Council**  
Item 14.1.1 Manning Park Mountain Bike Trails
3. **Hugh Finn, The Beeliar Group**  
**Sally Marsh, Cockburn Community Wildlife Corridor**  
Item 14.1.1 Manning Park Mountain Bike Trails
4. **Clint Slomp, Manning Park Trail Runners**  
Item 14.1.1 Manning Park Mountain Bike Trails

8.15pm Cr Dewan departed the meeting.

5. **Bradley Hasler**  
Item 14.1.3 Commercial Vehicle Parking in Residential Area – 27 Wauhop Circle, Beeliar

8.19pm Cr Dewan returned to the meeting.

6. **Daniel Harris**  
Item 14.1.3 Commercial Vehicle Parking in Residential Area – 27 Wauhop Circle, Beeliar

8.29pm Having declared Indirect Financial Interests for Item 14.4.1, Deputy Mayor Stone and the Chief Executive Officer departed the meeting.

8.29pm The Director Planning and Sustainability departed the meeting and returned at 8.32pm.

7. **Tyrone Thwaites and Travis French, Cockburn Basketball Association**  
Item 14.4.1 Proposed Wally Hagan Recreation Centre Redevelopment

8.29pm The Director Planning and Sustainability departed the meeting and returned at 7.32pm.

8. **Christine Duckham, The Hub 6163**  
Item 14.4.1 Proposed Wally Hagan Recreation Centre Redevelopment

### **(2024/MINUTE NO 0213) Extension of Meeting**

<b>Council Decision</b>
MOVED Cr M Separovich SECONDED Cr C Reeve-Fowkes
That Council extends the meeting to 10:00pm, in accordance with Clause 4.13 of



the *City of Cockburn Standing Orders Local Laws 2016*.

**CARRIED 8/2**

**For:** Mayor L Howlett, Deputy Mayor C Stone, Cr P Eva, Cr T Widenbar,  
Cr T Dewan, Cr C Reeve-Fowkes, Cr C Zhang, Cr P Corke  
**Against:** Cr K Allen, Cr M Separovich

**9. Sally Marsh, Cockburn Community Wildlife Corridor Inc.  
Anna Haebich, Curtin University**

Item 14.4.1 Proposed Wally Hagan Recreation Centre Redevelopment

**10. Pascale Audy, Rebecca Weston**

Item 14.4.1 Proposed Wally Hagan Recreation Centre Redevelopment

The Presiding Member thanked the deputation for their presentation.

9.01pm Deputy Mayor Stone and the Chief Executive Officer returned to the meeting.

**11. Business Left Over from Previous Meeting (if adjourned)**

Nil

**12. Declaration by Members who have Not Given Due Consideration to Matters Contained in the Business Paper Presented before the Meeting**

Nil

**En Bloc Resolution**

Prior to the En Bloc Resolution, Mayor Howlett made the following declarations:

Type of Interest	Nature of Interest
Mayor Howlett submitted an Impartiality Interest, pursuant to Regulation 22 of the <i>Local Government (Model Code of Conduct) Regulations 2021</i> for Item 14.5.1.	I am a WALGA State Councillor that will be considering this Agenda item at a future State Council Meeting.

**En Bloc Resolution – Simple Majority**

9.04pm The following items were carried en bloc by Simple Majority:

14.1.2	15.1.1	16.1
14.2.1	15.1.2	16.2
14.2.2	15.1.3	17.1
14.3.1	15.1.5	
14.3.2	15.1.6	
14.4.2	15.1.7	
14.5.1		

**En Bloc Resolution – Simple Majority**

9.05pm The following item was carried en bloc by Absolute Majority:

15.2.1
--------

**13. Decisions Made at Electors Meeting**

Nil



## 14 Reports - CEO (and Delegates)

### 14.1 Planning and Sustainability

Type of Interest	Nature of Interest
Mayor Howlett submitted an Impartiality Interest, pursuant to Regulation 22 of the <i>Local Government (Model Code of Conduct) Regulations 2021</i> for Item 14.1.1.	My wife Patricia and I are members of the Historical Society of Cockburn who were consulted in this agenda item.

#### 14.1.1 (2024/MINUTE NO 0214) Manning Park Mountain Bike Trails

<b>Executive</b>	Director Planning and Sustainability
<b>Author</b>	A/Head of Sustainability and Environment
<b>Attachments</b>	<a href="#">Attachments provider under separate cover</a> <ol style="list-style-type: none"> <li>Detailed Fauna and Fauna Assemblages Survey Report</li> <li>Approved Conservation Advice for Honey myrtle shrubland on limestone ridges of the Swan Coastal Plain Bioregion</li> <li>Flora and Vegetation Assessment of Manning Park Reserve</li> <li>Report of an Aboriginal and Historic Assessment of Manning Park, Western Australia <b>(Confidential)</b></li> <li>24 November 2022 - Expenditure Review Committee Report - Manning Park - Cost of Closing and Rehabilitating Unsanctioned Trails</li> <li>September 2022 Expenditure Review Committee Report - Manning</li> </ol>

#### Officer Recommendation

That Council:

- (1) EXCLUDES mountain bikes from all bushland areas in Manning Park, with the exception of designated cycle paths;
- (2) DIRECTS the City to forego actions from the Manning Park Masterplan that relate to mountain bike trails;
- (3) AUTHORISES the City to close off and rehabilitate unsanctioned trails in Manning Park; and
- (4) DIRECTS the City to investigate the appropriateness of other recreational activities occurring within the bushland areas, outside of the designated paths. Such activities should include but not be limited to trail running, horse riding and orienteering.

#### Council Decision

MOVED Cr T Widenbar SECONDED Deputy Mayor C Stone

That Council:

- (1) SUPPORTS in principle trail reconciliation in the Manning Park upland area;
- (2) DEFERS any decision regarding trails in the Manning Park upland area, until



such time as the City has completed the Trails Audit, Categorisation and Mapping Report and the Trails Closure Plan; and

- (3) DIRECTS the City to provide a future report to Council on the outcomes of the Trails report, including a roadmap of future required work.

**CARRIED 6/4**

**For:** Deputy Mayor C Stone, Cr T Widenbar, Cr T Dewan, Cr C Reeve-Fowkes, Cr K Allen and Cr M Separovich

**Against:** Mayor L Howlett, Cr P Eva, Cr C Zhang and Cr P Corke

## Background

The City of Cockburn is responsible for the management of Manning Park.

There are a variety of people that use the existing network of trails in the upland area of the Park.

The upland area is described as area 30 in the Beeliar Regional Park Management Plan.

Trail users include walkers, trail runners, orienteers, and mountain bikers.

Numerous unsanctioned trails have been created by mountain bikers and trail runners in the upland area without authorisation from the City or an appropriate environmental regulator.

Left unmanaged, the continued creation of unsanctioned trails will increase the risk of weed invasion, erosion, and vegetation degradation.

Persistent declines in vegetation condition will result in the City failing to meet its objectives for conservation reserve management as prescribed by the Natural Area Management Strategy ('NAMS').

In response to a growing demand for mountain bike trails, as noted in the *Perth and Peel Mountain Bike Masterplan* (WestCycle 2017), an approach to dealing with the issues relating to unsanctioned trail development was put forward by the Manning Park Masterplan in 2018 (the Masterplan).

The Masterplan was subsequently endorsed by Council and it included recommendations to formalise mountain bike trails. It was theorised that the establishment of good quality, well designed and maintained trails would prevent additional unsanctioned trails from being developed.

Accordingly, a draft Manning Park Mountain Bike Concept Plan was advertised for community consultation from June 2020 until July 2020.



Many responses were received through consultation and almost 40% of respondents expressed some form of dissatisfaction with the concept plan. The key issues raised in the responses included:

- How to enhance environmental outcomes and protect important areas within Manning Park
- How to integrate the needs of park visitors who do not use the space for mountain biking.
- How to achieve an appropriate scope for the trails project that accommodates the sensitivities of the site.

In 2021, given the concerns that were identified through consultation, the City decided to undertake further community consultation and established a Manning Park Trails Community Engagement Group (CEG).

The CEG comprised 18 members with representation from local environmental groups and those in favour of formalised mountain bike trails.

Advice from the CEG was used to inform a Council Report which was presented to Council at the 12 May 2022 Ordinary Council Meeting.

The resulting recommendation from the Council meeting was that Council:

- (1) DEFERS any decision regarding trails in the Manning Park upland area (Area 30 – as described in the Beeliar Regional Park Management Plan), until such time as the Expenditure Review Committee (ERC) have been provided, for consideration and recommendation to Council, a report detailing costs and presumptive timings for:
  - (i) A full evaluation of the biodiversity and environmental values of the area
  - (ii) An Aboriginal Heritage Assessment
  - (iii) A European Heritage Assessment
  - (iv) Creation of a detailed specific Management Plan for Area 30
  - (v) Commencing a structured process regarding trails development following the DBCA Trails Development Process – Eight Staged Planning Process.
- (2) FORMS a Community Advisory Group for the area once the Management Plan is completed, to guide and inform the Management Plan and future management of Manning Park.
- (3) REQUESTS said report to be presented, at the latest, to the September 2022 meeting of the Expenditure Review Committee (ERC).

As per the Council recommendation, a report was presented to the 21 September 2022 ERC.

The ERC report provided cost estimates and an implementation timeline for the activities listed in the Council recommendation.

As a result of the report, the ERC recommendation was that Council:



- (1) NOTES the officer's report.
- (2) ALLOCATES funds from the FY23/24 Municipal Budget for a combined Flora and Fauna Survey, and for detailed Aboriginal and European Assessment.
- (3) ADOPTS and ENDORSES the Department of Biodiversity, Conservation and Attractions's 8 Step Plan as a framework for investigating formalised trails in Manning Park.

Council, at the 13 October 2022 Ordinary Council Meeting subsequently resolved to adopt the ERC's recommendation.

This report has been prepared to outline the findings of the studies funded by ERC Recommendation (2) and to address Stage 1 of the DBCA Trail Development Process, which is:

*Stage 1 – Trail Proposal: A trail development proposal is either supported in principle by the land manager / owner, or not supported (due to environmental, social, cultural, or other constraints). The purpose of a proposal could be to identify potential suitable areas for consideration.*

Recommended next steps for the project are also provided.

## Submission

N/A

## Report

The City sought quotations for a Detailed Fauna Survey Report, an Aboriginal Heritage and European Heritage Study and Vegetation Condition / Weed Mapping Report on 27 June 2023.

Three separate quotes were received for both the Detailed Fauna Survey Report and the Aboriginal Heritage and European Heritage Study.

Two quotes were received for the Vegetation Condition and Weed Mapping Report.

Summations of each study and the associated findings are provided below.

### Detailed Fauna and Fauna Assemblages Survey

FaunaTrack was appointed to undertake the Detailed Fauna and Fauna Assemblages Survey on 19 July 2023.

Site surveys were subsequently undertaken between August and November 2023 in accordance with the methods prescribed by Environmental Protection Authority's (EPA's) *Technical Guidance - Terrestrial Fauna Surveys for Environmental Impact Assessment*. The EPA guidance is accepted as the best practice methodology for fauna surveys on the Swan Coastal Plain.

Following completion of the site surveys, the final Detailed Fauna and Fauna Assemblages Survey Report (Attachment 1) was submitted to the City on 21 February 2024.



Four species of amphibian, 23 species of reptile, 12 species of mammal and 69 species of bird were detected in Manning Park through a combination of fauna trapping, motion camera sensing, bat detector deployment, nocturnal spotlighting, and other specific targeted searches.

In addition to this, Manning Park was determined to potentially support up to nine more species of amphibian, 44 more species of reptile (including four protected species), 22 more species of mammal (including four protected species) and 173 more species of bird (including 28 protected species).

It is impossible to conclusively determine the absence of many species due to the reclusive or migratory behaviours exhibited by animals.

The following protected species were identified during site surveys. These species are protected under either the *Environmental Protection and Biodiversity Conservation Act* ('EPBC Act'), the *Biodiversity Conservation Act* ('BC Act') or a combination of both:

- Carnaby's Black Cockatoo (*Zanda latirostris*)
- Red-tailed Black Cockatoo (*Calyptorhynchus banksii naso*)
- Marine Pied Stilt (*Himantopus himantopus leucocephalus*)
- Rainbow Bee-eater (*Merops ornatus*)
- White Bellied Sea-Eagle (*Haliaeetus leucogaster*)
- Quenda (*Isodon fusciventer*)
- Perth-lined Slider (*Lerista lineata*).

The following protected species were not identified during the surveys but were determined to be likely inhabitants due to the presence of suitable habitat. These species are also protected by the EPBC Act, the BC Act or a combination of both:

- Baudin's Black Cockatoo (*Zanda baudinii*)
- Peregrine Falcon (*Falco peregrinus*)
- Blue-billed Duck (*Oxyura australis*)
- Common Greenshank (*Tringa nebularia*)
- Greater Crested Tern (*Thalasseus bergii*).

Based on the species detected, it can be concluded that Manning Park has a very high level of fauna species diversity for a conservation reserve located in the metropolitan area. This is due to the presence of both upland and wetland habitats and the proximity to the coastline.

In addition to the general management recommendations for protecting and enhancing the high degree of species diversity, the Detailed Fauna and Fauna Assemblages Survey also included a discussion on the potential impacts that could be caused by installing mountain bike trails (refer Attachment 1, Section 5).

Such impacts included:

- The potential for increased bike rider and wildlife interactions (i.e. track deaths for Bobtails and Western Bluetongue Lizards)
- The potential for changes in wildlife behaviour where continued disturbance may prevent some species from using an area. For example, regular traffic on sandy



tracks may destroy Rainbow bee-eater nests or deter them from nesting, or species such as Carnaby's or Forest red-tailed black cockatoos may avoid certain feeding areas

- Increased erosion of the fragile, skeletal limestone soils, which offers rare habitat value that is difficult to replace with revegetation
- The potential for increased weed incursion
- Increased degradation of habitat which would improve access to feral predators like foxes and cats.

A series of strategies to address these impacts was also recommended. These are listed below:

- Establishing a trail network throughout areas that already contain a high level of degradation or where any future environmental rehabilitation may be difficult
- Avoiding areas that contain critical habitat trees or extensive feeding grounds for Black Cockatoo species
- Prioritising areas of lower habitat sensitivity and connectivity
- Establishing a trail network that provides direct and straightforward access from outside of the natural areas without having to traverse larger parts of the reserve.

The analysis of overall habitat value across the reserve concluded that that there are two possible locations for mountain bike trails (Figure 1).

The two options have been plotted out to avoid areas of significant Black Cockatoo habitat and any areas where significant fauna has been recorded.

The report determines that any possible adverse impacts to fauna could be managed by employing the above strategies in the two areas.



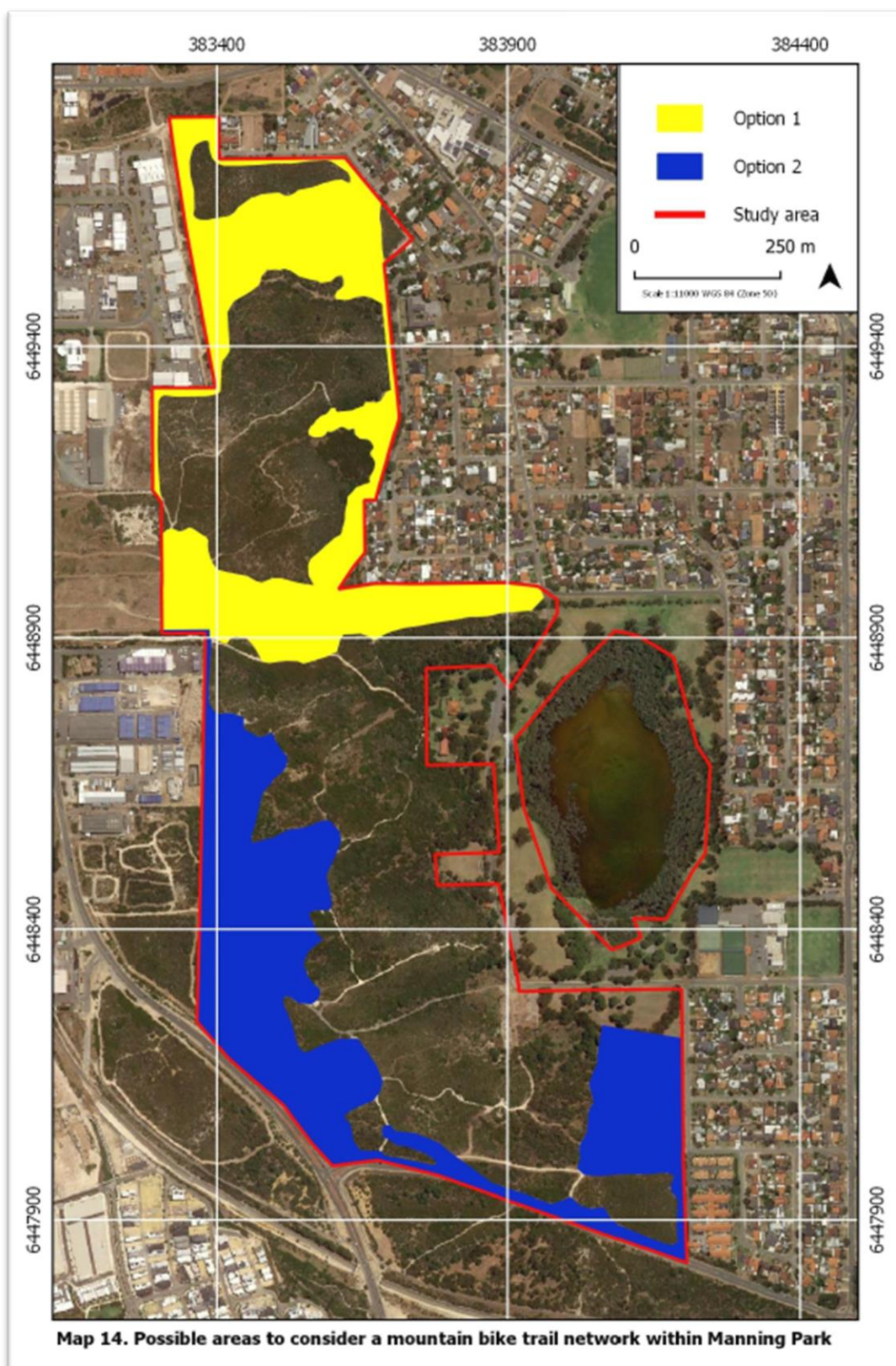


Figure 1: Suitable locations for mountain bike trails, as recommended by the Detailed Fauna and Fauna Assemblages Survey

### Flora and Vegetation Assessment

Focused Vision Consulting was appointed to undertake a Flora and Vegetation Assessment of Manning Park Reserve on 27 July 2023.

Site surveys were subsequently undertaken between October and November 2023 in accordance with the methods prescribed by the EPA *Technical Guidance – Flora and Vegetation Surveys for Environmental Impact Assessment* and the established City of Cockburn methodology for annual vegetation condition assessments.

Shortly after the site surveys were concluded, the Commonwealth Government declared the *Honeymyrtle Shrubland on Limestone Ridges on the Swan Coastal Plain* ('the Honeymyrtle Shrubland TEC') as a critically endangered Threatened Ecological Community under the EPBC Act on 15 November 2023.

An ecological community is a naturally occurring group of native plants, animals and other organisms that are interacting in a unique habitat.

The structure, composition and distribution are determined by environmental factors such as soil type, position in the landscape, altitude, climate and water availability.

These ecological communities are declared as threatened and therefore protected by the EPBC Act when they are determined to be at risk of extinction.

Indicative mapping released by the Commonwealth shows that presence of the Honeymyrtle Shrubland TEC has become highly fragmented with very few occurrences remaining within the natural range.

This mapping shows that the largest remnant patch is in Manning Park (Figure 2).



Figure 2: Snippet of Indicative Distribution Map of *Honeymyrtle Shrubland on Limestone Ridges on the Swan Coastal Plain*. Red shading indicates where the TEC is likely to occur. Purple shading indicates where the TEC may occur based on estimates of historical distribution. (Department of Climate Change, Energy, the Environment and Water 2023).



Even though the field surveys were undertaken prior to the Honey myrtle TEC being listed under the EPBC Act, sufficient information was obtained by Focused Vision to assess the presence or absence of the TEC.

This is achieved by applying the diagnostic criteria that are contained within the approved Conservation Advice for the TEC (DCCEEW 2023) (Attachment 2).

Following the completion of field surveys and the adjustment of results to account for the Honey myrtle Shrubland TEC, the Flora and Vegetation Assessment of Manning Park Reserve was received on 3 May 2024 (Attachment 3).

The results determined that flora within Manning Park exhibited the following significant attributes:

- Two species of priority flora listed under the BC Act: Coastal Banjine (*Pimelea calicicola*) and Hackett's Hopbush (*Dodonaea hackettiana*)
- Six different vegetation communities that are intact
- The vegetation condition within the study area was found to range from 'Completely Degraded' to 'Excellent', with more vegetation being classified as "Good" than any other category (29.43%)
- Three patches of *Tuart Woodlands and Forests* TEC were identified. Overall, this TEC occupies 27.75ha (25.78%) of the study area
- Six patches of Honey myrtle Shrubland TEC were identified. Overall, this TEC occupies 23.25ha (21.6%) of the study area
- Two further Priority Ecological Communities were identified
- 53.94ha (50.15%) of the study area represented either a TEC or a Priority Ecological Community ("PEC").

All areas of vegetation that support priority flora, are representative of a TEC or PEC or are in 'Very Good' or better condition were considered to be areas of significant floristic value.

Focused Vision recommended against development of mountain bike trails within areas of significant floristic value. Mapping of the areas of significant floristic value is shown in Figure 3, below:

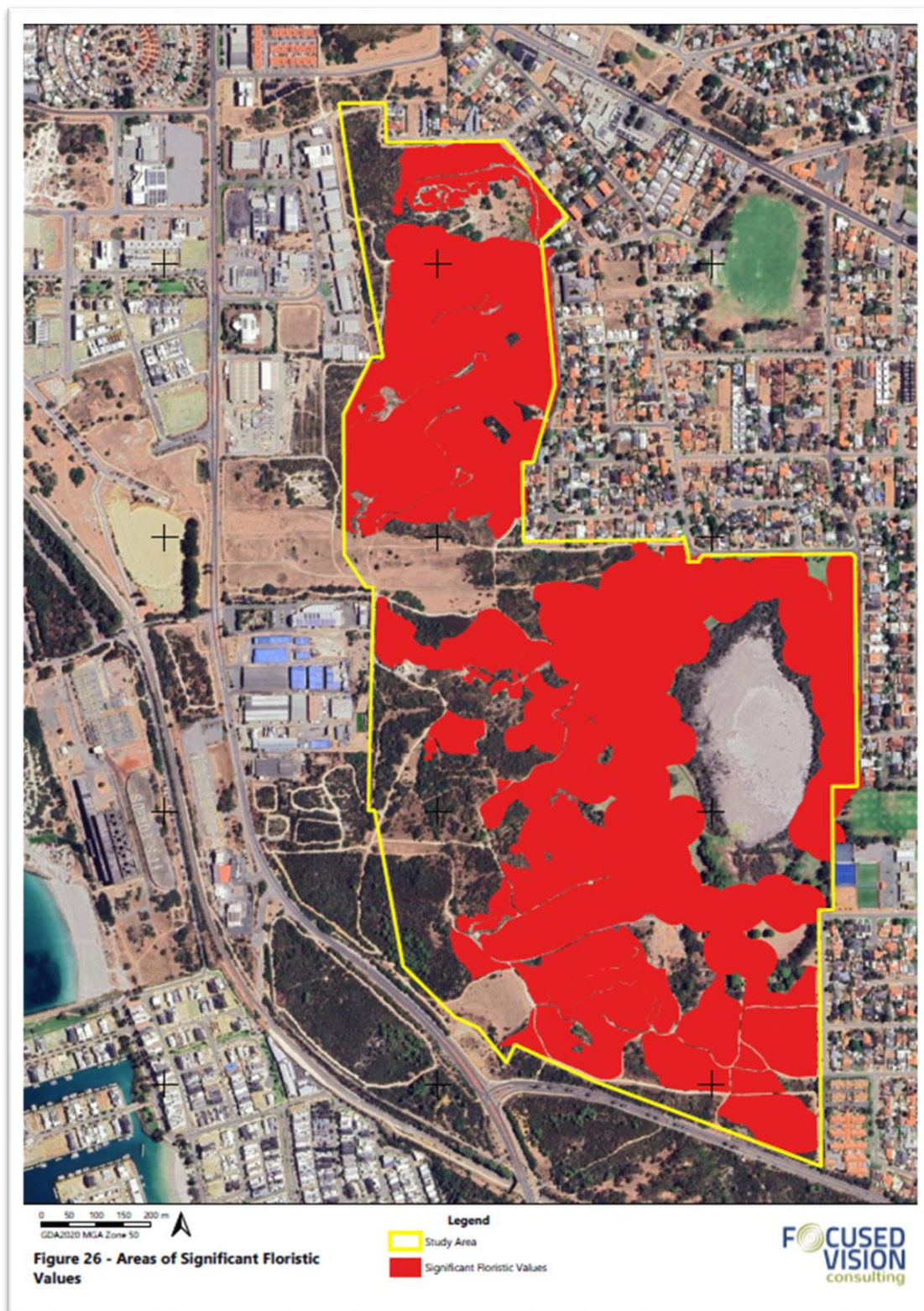


Figure 3: Areas of significant floristic value where the installation of mountain bike trails is not recommended.

Report of an Aboriginal and Historic Heritage Assessment



Archae-Aus Pty Ltd was appointed to prepare a Report of an Aboriginal and Historic (including European) Heritage Assessment on 15 August 2023.

A Stakeholder Engagement Plan was subsequently prepared and approved by the City on 1 December 2023. This Plan detailed how consultation was intended to be carried out in line with the *City of Cockburn Community Engagement Policy and Framework*.

A site Archaeological Assessment of Aboriginal Heritage was undertaken between 19 and 21 March 2024 with the assistance of seven Whadjuk Knowledge Holders. A site Historical (post-colonisation) Archaeological Survey was undertaken on 22 March 2024. A site Ethnographic Assessment of Aboriginal Heritage was undertaken on 4 April 2024 with the assistance of five Whadjuk Knowledge Holders.

Following the site surveys, Archae Aus engaged within a range of stakeholders through one-on-one and group consultations. In addition, a community drop-in session was facilitated at Manning Park on 18 May 2024. This session provided an opportunity for anyone in the community to contribute to the project by providing personal recollections and perspectives of the history of the reserve. The full list of stakeholders involved in consultation is provided below:

- City of Cockburn Aboriginal Reference Group
- Department of Planning, Lands and Heritage
- Heritage Council of Western Australia
- Main Road Western Australia
- Whadjuk Aboriginal Corporation
- Cockburn Historical Society
- Cockburn Local History Collection
- Hamilton Hill Community Group
- Spearwood Residents Association
- Azelia Ley Museum
- Restoration Club
- Local residents, community members and park users
- Other stakeholders identified during the consultation process.

Following the completion of site surveys and community consultation, the final Report of an Aboriginal and Historic Heritage Assessment was submitted on 6 September 2024 (refer Attachment 4).

The Aboriginal heritage surveys recorded these six types of Aboriginal heritage places which may constitute Aboriginal Sites under the *Aboriginal Heritage Act 1972* (AH Act):

1. Rock Shelter (MP23-001)
2. Gnamma Hole (MP23-002)
3. Artefact Scatter (MP23-003)
4. Water Source (MP23-004)
5. Historical Site (MP23-005)
6. Dgilgie Lake – Water Source / Mythological.



The Assessment Report also reviewed the following known historic (post colonisation) heritage features and assessed how well they are being preserved based on existing Conservation and Archaeological Management Plans.

- Tuart trees
- Davilak Ruins (protected under the State Register of Heritage Places)
- Azelia Ley Homestead (protected under the State Register of Heritage Places)
- Disused Quarry
- Museum artefacts.

Commonly held views and opinions about the future development of Manning Park were identified through the stakeholder engagement exercise. The following passage is a direct excerpt from the Assessment Report:

*The future use and development of Manning Park was of key significance to the stakeholders that were engaged throughout the project. The majority had strong views opposing the clearing of native vegetation for the development of the ridge and parkland.*

*Currently the hill is covered by a range of paths, some designated and others created by people for prohibited mountain bike and motorbike riding. Stakeholders shared concerns about the risk of environmental degradation, which would affect the Aboriginal heritage values of the park. A Noongar stakeholder shared that the bike park would risk damaging important cultural sites. At one community group meeting, each of the members agreed that the ridge should be maintained as one of the last undeveloped parts of the Perth coast. Another community member shared that the value of Manning Park comes as a space for people to leave the urban area behind and enter a place that felt like it 'goes back in time' letting people imagine what life was like in 'years gone by'.*

*A significant number of stakeholders also raised concerns about a bike park that had been suggested for the ridge area in the past. A bike park was viewed as potentially disruptive to native vegetation and the Aboriginal heritage values. This may be explored in the commissioned environmental report. Two community members stated that a bike park would be acceptable if it was in a controlled environment in a section of the park that had been previously disturbed, such as the disused quarry.*

Further advice on how to protect and conserve the heritage of Manning Park is also provided in the Assessment Report. Recommendations that are relevant to the proposed mountain bike trail development are listed below:

- In accordance with the AH Act, the six identified Aboriginal heritage places should be avoided in the development of any future mountain bike trail networks.
  - If any disturbance of these places is planned, the City of Cockburn will need to consult further with the Whadjuk Aboriginal Corporation before applying for consent to disturb the site under Section 18 of the AH Act.



- The Whadjuk Knowledge Holders are opposed to the development of bike paths in Manning Park, unless they could be contained entirely to areas containing no intact native vegetation or cultural heritage sites.
- Whadjuk Knowledge Holders should be consulted in the event of any future proposed activity or development being undertaken within Manning Park.
- The City of Cockburn create a Manning Park Stakeholder Reference Group. This broad-based reference group can connect the City to a range of stakeholders that have interest in Manning Park and its heritage and ensure that all of the community groups have a say in how it is managed and developed.

The remaining recommendations contained within the report will be considered by the City and other appropriate stakeholders.

The Report of an Aboriginal and Historic Heritage Assessment also includes a map that shows the location of all identified significant heritage sites (Figure 4).

Archae-Aus and the majority of the stakeholders engaged in this project have recommended against the installation of mountain bike trails in these locations.

High risk areas include locations where heritage features are present, and State or Aboriginal heritage protection applies. Moderate risk areas are where heritage was not located during the survey but may be present.



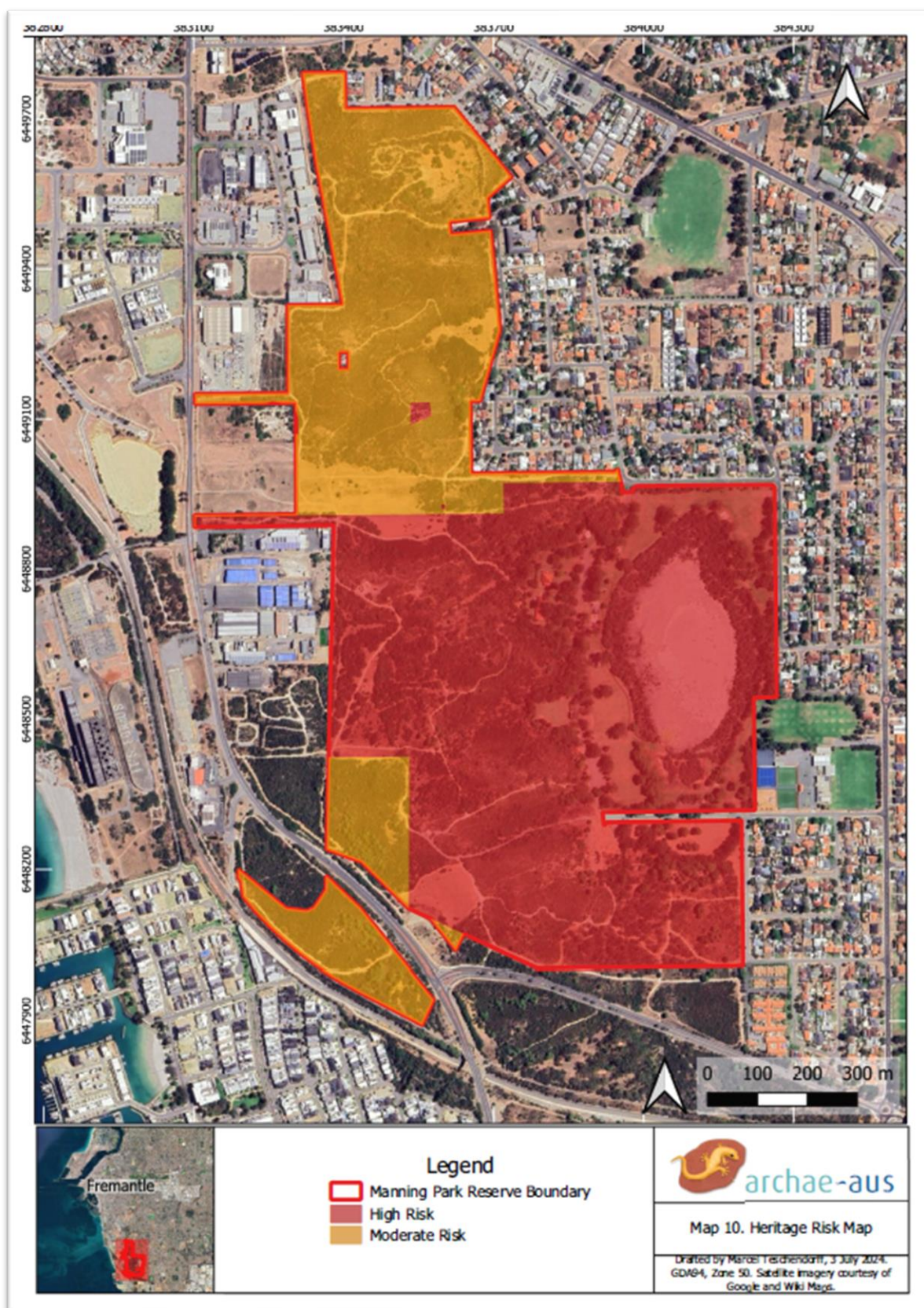


Figure 4: Heritage Risk Map displaying locations where heritage features could be impacted by future developments.



Department of Climate Change, Energy, the Environment and Water Advice

Upon declaring the Honey myrtle Shrubland as a Threatened Ecological Community, the Department of Climate Change, Energy, the Environment and Water published a Conservation Advice document to assist with the protection of the community.

Conservation Advice documents are given power under the EPBC Act and there is an expectation that land managers follow the guidance provided.

The *Approved Conservation Advice for Honey myrtle Shrubland on limestone ridges of the Swan Coastal Plain Bioregion* (DCCEEW 2023) is available in Attachment 2 and it includes the following excerpt that is relevant to Council's decision on potential mountain bike trail networks in Manning Park:

*'Both authorised and unauthorised mountain bike trails have also impacted Honey myrtle shrubland. The limestone ridges on which Honey myrtle shrubland occurs, are a prime target for mountain biking because of their elevation. For example, Manning Park in the City of Cockburn has substantial impacts attributed to mountain bike trails. Rehabilitation of informal trails is seen as a benefit to be gained by formalising and expanding the current unsanctioned mountain bike trail network. However professionally built trails, to provide the most challenging trails for the riders (and surfaces that will be durable over time) in limestone karst environments, increase fragmentation, reinforce degradation processes, increase the totally degraded area and reduce biodiversity.'*

The Conservation Advice also includes the following formal Priority Conservation and Research Actions relating to the protection of the Honey myrtle TEC.

The actions applicable to Manning Park are listed below:

1. Prevent further clearance or destruction of patches of this ecological community (i.e. retain and protect all patches because losses cannot be offset).
2. Prevent construction of new trails and rehabilitate existing informal trails that go through this ecological community (e.g. for mountain biking, four wheel driving or walking). If any trails are formalised/proposed, they should be designed to fully protect this ecological community, without any negative impacts.
3. The recommended minimum buffer zone for Honey myrtle shrubland is at least 200m from the outer edge of a patch if the zone is native vegetation or 100m for other adjacent areas. The appropriate size depends on the nature of the buffer and local context (e.g. slope). Apply larger buffer zones to protect patches from broader landscape threats.
4. Maintain the extent and condition of patches; and maintain existing landscape scale connections between areas of native vegetation (of both this ecological community and of other vegetation types).
5. Retain other native vegetation, near patches of this ecological community, particularly where they are important for connectivity and diversity of habitat, or where they act as buffer zones between this ecological community and any threats or development zones.



6. Where this ecological community is regenerating, support its regeneration to full maturity. For example, provide fencing to minimise damage risk if appropriate, and ensure fire response and management plan are aligned with regeneration needs.
7. Install signs to discourage damaging activities in Honeymyrtle shrubland – such as creating paths and tracks (e.g. for walking and mountain biking); and discourage off-road vehicles.

Based on the extent of the Honeymyrtle TEC recorded in the reserve, it is considered that the City could not construct a viable mountain bike trail network and implement all the required actions listed in the Conservation Advice.

While this does not rule out the prospect of a trail network conclusively, it does mean that environmental approval would need to be obtained from DCCEEW.

Any proposal that is likely to have a significant impact on a Critically Endangered Ecological Community requires Commonwealth approval.

Lodging an application with DCCEEW has not been budgeted for due to the recent nature of the listing of the Honeymyrtle TEC. Application fees range from \$6,577 to \$25,583 depending on the level of assessment required.

Should Council vote in favour of a mountain bike trail network, additional funding would need to be allocated at the next available budget review.

It is also considered that obtaining an approval would be very unlikely because the Conservation Advice makes a commitment to protect and retain all patches. This is an indication that the Commonwealth is not supportive of any projects likely to impact the TEC.

#### Regional Demand for Mountain Bike Trails

Since the *Perth and Peel Mountain Bike Masterplan* was developed in 2017, it is considered that the identified regional demand for mountain biking facilities has been largely satisfied by the opening of two new trail networks in neighbouring Local Government Areas.

Booyeembara Park Mountain Bike Trails opened in the City of Fremantle in May 2023. These trails are very popular and have attracted a lot of attention from riders and locals (VisitFremantle.com 2024). Booyeembara Park is located four kilometres away from Manning Park.

Dyoondalup Bike Park was opened by the City of Melville on 22 June 2024 at Dyoondalup Point Walter Reserve. It provides a dedicated space for local riders of all experience levels to enjoy. Dyoondalup Point Walter is located nine kilometres away from Manning Park.

It is therefore considered that the demand for a mountain bike facility at Manning Park has been reduced because of the proximity of these new facilities.



### Summary

While the City's intention was never to clear native vegetation to accommodate a trail network, the risks of implementing such a project were identified in all three consultant reports. All reports suggest that damage to the unique biodiversity and heritage features of Manning Park would be likely if a trails project were to be pursued.

This is further reinforced by consultation with key stakeholders, with the Report of an Aboriginal and Historic Heritage Assessment identifying that the majority were strongly opposed to a formalised mountain bike trail network.

The declaration of the Honeymyrtle Shrubland as a TEC has also strengthened the statutory protection of the vegetation within the reserve, meaning that external approvals are now required to implement the project.

In summary, development of mountain bike trails in Manning Park is not recommended due to the near certain likelihood of adversely impacting upon the significant environmental and cultural values that have been identified in the three specialist reports.

As per Step 1 of the DBCA of the Trails Development Process, it is considered that a trail development proposal cannot be supported by the land manager due to environmental and social constraints. A suitable location for a trail network could not be identified in Manning Park.

### Next Steps

Should Council resolve to exclude mountain bikes from bushland areas, there will still be a requirement to address the issues associated with unauthorised access and the establishment of unsanctioned trails.

Due to the extensive network of unsanctioned trails and the persistent use of the bushland area for recreational pursuits, this process will take some time.

Indicative costs associated with closing off and rehabilitating trails have already been provided to Council via the Expenditure Review Committee at the 8 December 2022 Ordinary Council Meeting (refer 24 November 2022 ERC report – Attachment 5).

Rather than following the DBCA Trails Development Process, Attachment 5 outlined the costs associated with closing down and rehabilitating informal trails that are currently being used by mountain bikers and running groups.

The approach would be addressed through two phases of project delivery:

**Phase 1** Trail Identification, Closure and Site Remediation

**Phase 2** Ongoing Compliance Enforcement and Public Education Messaging

### **Phase 1**



The estimated cost of implementing Phase 1 is broken down below:

- Engage a consultant to undertake a Trails Audit and a Trail Categorisation and Mapping Report ('Trails Audit'): \$50,000
- Consult with the Manning Park Trails Community Education Group to select trails for closure based on the trail mapping exercise: \$15,000
- Cost of trail closure (inclusive of signage, temporary fencing and revegetation with five years' of maintenance to ensure its establishment): \$284,525
- Phase 1 Total: \$349,525

## Phase 2

The estimated cost of implementing Phase 2 is broken down below:

- Installation of mounted CCTV cameras: \$40,000
- Community Education Initiatives: \$20,000
- Phase 2 Total: \$60,000

The cumulative cost of implementing Phase 1 and Phase 2 is \$409,525.

The City already has \$225,835 assigned to the Manning Park Mountain Bike Trail project and the associated investigations.

It is considered that \$80,000 of the available budget could be used to cover the Trails Audit and consultation with the Manning Park Trails Community Engagement Group in 2024-2025.

The remaining \$145,835 could be returned at the mid-year budget review with the subsequent actions being undertaken in the upcoming financial years.

The cost implications for the site rehabilitation and community education initiatives will be further refined once the extent of trail closure is determined through consultation with the CEG. These funds are proposed to be sought in upcoming municipal budgets.

## Recommendation

Based on the information provided above, it is recommended that Council:

- excludes mountain bikes from all bushland areas within Manning Park, with the exception of designated cycle paths
- foregoes actions from the Manning Park Masterplan that relate to mountain bike trails
- close off and rehabilitate unsanctioned trails in Manning Park
- investigates the appropriateness of other recreational activities occurring within the bushland areas, outside of the designated paths. Such activities should include but not be limited to trail running, horse riding (recognising the existing permits held by Randwick Stables) and orienteering.



These recommendations are consistent with the Council endorsed approach to restricting access to natural areas as per the *Natural Area Management Strategy*.

Furthermore, a Detailed and Specific Management Plan for the upland area would no longer be required if Council vote in favour of the officer's recommendation.

This Management Plan was intended to outline measures to protect environmental and cultural values from the impacts created by formalising a trail network.

Instead, management of the site is proposed to be governed by the Natural Area Management Strategy which already includes comprehensive methodologies for protecting and maintaining biodiversity in conservation reserves.

The provision of a mountain bike trail network elsewhere in the City of Cockburn will be considered through the next review of the Trails Masterplan.

### **Strategic Plans/Policy Implications**

#### Environmental Responsibility

A leader in environmental management that enhances and sustainably manages our local natural areas and resources.

- Protection and enhancement of our natural areas, bushland, parks and open spaces.

#### Community, Lifestyle and Security

A vibrant healthy, safe, inclusive, and connected community.

- Aboriginal and Torres Strait Islander cultures and other diverse cultures and heritage are recognised and celebrated.

#### Listening and Leading

A community focused, sustainable, accountable, and progressive organisation.

- High quality and effective community engagement and customer service experiences.

### **Budget/Financial Implications**

The cost of protecting and maintaining Manning Park by closing down unsanctioned trails is estimated to be \$409,525.

To commence this option, \$80,000 could be retained on the 2024-2025 municipal budget to undertake a Trails Audit and to consult with the Manning Park Community Engagement Group. The remaining \$145,835 could be returned.

The required funding for the remaining works would need to be made available over the next five years for trail closure, rehabilitation and ongoing surveillance. The specific amount will be refined through consultation with the Manning Park Community Engagement Group.



Should Council vote against the officer's recommendation, the cost to prepare a specific Management Plan for the upland area, complete the DBCA Trail Development Process, obtain environmental approvals and construct mountain bike trails would be \$738,325. Refer to 21 September 2022 Expenditure Review Committee Report – Attachment 6

### Legal Implications

There are no legal implications for noting in favour of the officer's recommendation.

Should Council vote against the officer's recommendation, environmental approvals will need to be obtained from the Department of Climate Change, Energy, the Environment and Water under the *Environment Protection and Biodiversity Conservation Act 1999*.

### Community Consultation

Extensive community consultation was carried out during the development of the Manning Park Master Plan, the Manning Park Mountain Bike Concept Plan and by the establishment of the Community Engagement Group.

Consultation with key stakeholders was undertaken to inform the Report of an Aboriginal and Historic Heritage Assessment.

A Trail Closure Plan will need to be advertised for community consultation in 2024-2025 or 2025-2026.

Education initiatives would need to be undertaken on an ongoing basis following trail closure.

### Risk Management Implications

Constructing a mountain bike trail network will pose a considerable risk to the environmental and heritage features of Manning Park. The consultant reports have identified that excluding mountain bikes from Manning Park will likely reduce this risk.

There is a risk that significant investment into trail closure and compliance will only result in a reduction to the number of unsanctioned trails being developed rather than eliminating all trail construction.

Excluding people from bushland areas risks aggravating the mountain bikers and runners who have used the upland area for recreational pursuits for some time.

Not providing a trail network could be a reputational risk to the City considering that the Manning Park Masterplan included a commitment to install such a facility.

There is a risk that an increased security presence will detract from the amenity of Manning Park.



**Advice to Proponent(s)/Submitters**

N/A

**Implications of Section 3.18(3) *Local Government Act 1995***

Nil



**14.1.2 (2024/MINUTE NO 0215) Recommendation on Final Adoption - (Standard) Amendment No.177 to Town Planning Scheme No.3 - Partial Rationalisation of Development Area 16 (South Beach Village - North Coogee)**

<b>Executive</b>	Director Planning and Sustainability
<b>Author</b>	Strategic Planning Officer
<b>Attachments</b>	1. Advertised Amendment No.177 Report <a href="#">↓</a>
<b>Location</b>	North Coogee (South Beach Locality)
<b>Owner</b>	Various
<b>Applicant</b>	City of Cockburn
<b>Application Reference</b>	109/177

**Officer Recommendation/Council Decision**

MOVED Cr C Reeve-Fowkes SECONDED Cr M Separovich  
That Council:

- (1) SUPPORTS final approval of Scheme Amendment No.177 as advertised (i.e. without modification), for the purpose of:
  1. Rezoning Lot 30 (No.59) Breaksea Drive, North Coogee, within 'Development Area 16' from 'Development' to 'Residential (R100)', as depicted on the Scheme Amendment Map.
  2. Reducing the extent of the 'Development Area 16' special control area boundary, as depicted on the Scheme Amendment Map; and
- (2) DELEGATES authorisation and submission of the amendment documentation to the Western Australian Planning Commission along with a request for the endorsement of final approval by the Hon. Minister for Planning.

**CARRIED 10/0**

**Background**

Initiated by Council at the 11 June 2024 Ordinary Council Meeting, Scheme Amendment 176 (Item 14.1.2) and No.177 (Item 14.1.3) collectively propose to transfer the majority of zones and reserves from Structure Plan 16A – South Beach Village, within Development Area 16, into Town Planning Scheme No.3 (TPS3).

This process, commonly referred to as Structure Plan 'rationalisation', ensures the City retains appropriate planning mechanisms to guide and control future use and/or redevelopment of the land (including a similar range of permissible land uses and associated development standards as currently apply), consistent with community expectations.

Scheme Amendment No.177 specifically focuses on the 'Move' Apartment Complex, located on Lot 30 (No.59) Breaksea Drive, between Breaksea Drive and Rollinson Road in the southeast corner of the structure plan area.



Specifically, it seeks to zone the land 'Residential' with an 'R100' density coding as the closest comparable code to what has been developed on site. Matching the coding shown on the WAPC approved structure plan is not possible, as the current *Residential Design Codes* do not include an 'R125' code.

This land was specifically excluded from Scheme Amendment No.176 as the change does not meet the definition of a 'basic' amendment and required public advertising.

On 4 July 2024, the Environmental Protection Authority (EPA) determined formal environmental assessment was not required.

On 17 July 2024, the Department of Planning, Lands and Heritage (DPLH) under delegation from the Minister for Planning, approved advertising of the Scheme Amendment.

#### Status of Scheme Amendment No.176

At the time of writing this report Scheme Amendment No.176 is awaiting final determination by the Minister for Planning.

#### **Report**

A copy of the advertised Scheme Amendment, inclusive of the justification for the zoning and coding proposed, and consequential impact/partial revocation of the Structure Plan is attached (refer Attachment 1).

The purpose of this report is to consider any submissions made during the advertising period and to make a recommendation to the Minister for Planning on final determination.

At the end of the advertising period, no submissions had been received. Furthermore, nothing has arisen since initiation warranting any form of modification to the proposal prior to final determination.

If approved by the Minister, a consequence of the Amendment is that a further portion of the South Beach Village Structure Plan will be revoked. This is consistent with Council's initiation of this amendment.

Complete revocation cannot occur until such time as the balance of the linear POS running along the eastern side of the freight railway line reservation has been excised from the three remaining undeveloped lots (No.'s 15, 19 and 23 O'Connor Close).



## Strategic Plans/Policy Implications

### Local Economy

A sustainable and diverse local economy that attracts increased investment and provides local employment.

- A City that is 'easy to do business with'.

### Listening and Leading

A community focused, sustainable, accountable, and progressive organisation.

- Best practice Governance, partnerships and value for money.

## Budget/Financial Implications

Not applicable – the Scheme Amendment documentation has been prepared, and the proposal will continue to be progressed by the administration under its FY25 budget allocation.

## Legal Implications

- *Planning and Development Act 2005*
- *Planning and Development (Local Planning Schemes) Regulations 2015*

## Community Consultation

The proposal was advertised for 42 days, in accordance with Part 5, Division 3, Regulation 47 of the Planning and Development (Local Planning Schemes) Regulations 2015, between 18 July and 29 August 2024.

Advertising consisted of a notice and electronic copies of the documentation being made available on the City's 'Comment on Cockburn' website, letters to directly affected landowners and/or occupiers, and relevant State Government Agencies.

Hard copies of the documentation were also available to view during work hours at the City's Administration Building, Spearwood for the duration of the advertising period.

## Risk Management Implications

The officer recommendation considers the relevant planning matters associated with the proposal. It is considered that the officer recommendation is appropriate.

If the Scheme Amendment does not proceed (or is ultimately refused by the Minister for Planning):

- an opportunity will be missed to simplify the planning framework and remove an additional layer of planning (i.e. the Structure Plan) that has largely served its purpose; and
- the City will need to consider alternatives to ensure an appropriate local planning framework is in place to guide future land use and/or redevelopment proposals in the area ahead of the Structure Plan expiring.



**Advice to Proponent(s)/Submitters**

N/A

**Implications of Section 3.18(3) *Local Government Act 1995***

Nil





Town Planning Scheme No. 3  
Amendment No.177  
(Standard)

*Partial Rationalisation of South Beach Village Structure Plan  
Development Area 16 (North Coogee)*

***JUNE 2024***

***Planning and Development Act 2005***  
**RESOLUTION TO AMEND A TOWN PLANNING SCHEME**

***City of Cockburn***  
***Town Planning Scheme No.3***  
***Amendment No.177***

RESOLVED that the Council, in pursuance of Section 75 of the Planning and Development Act 2005, amend the City of Cockburn Town Planning Scheme No.3 by:

1. Rezoning Lot 30 (No.59) Breaksea Drive, North Coogee, within 'Development Area 16' from 'Development' to 'Residential (R100)', as depicted on the Scheme Amendment Map.
2. Reducing the extent of the 'Development Area 16' (DA16) special control area boundary, as depicted on the Scheme Amendment Map.

The Amendment is 'standard' under the provisions of the *Planning and Development (Local Planning Schemes) Regulations 2015* for the following reason(s):

- *It is an amendment to the scheme map that is consistent with a structure plan or local development plan that has been approved under the scheme for the land to which the amendment relates if the scheme does not currently include zones of all the types that are outlined in the plan;*
- *It is an amendment that would have minimal impact on land in the scheme area that is not the subject of the amendment; and*
- *It is an amendment that does not result in any significant environmental, social, economic or governance impacts on land in the scheme area.*

Pursuant to Regulation 35A of the *Planning and Development (Local Planning Schemes) Regulations 2015*, the amendment to the above Local Planning Scheme affects the following structure plan:

Structure Plan#	Address	Latest WAPC Endorsement	WAPC Reference
16	Lot 113 Rollinson Road, Lots 114-118 O'Connor Close, North Coogee	16 February 2017	SPN/0821M-1

Upon the amendment taking effect 'partial' revocation of the above approved structure plan is to occur.

Dated this .....<sup>11<sup>th</sup></sup> day of .....<sup>JUNE</sup> 2024

  
 CHIEF EXECUTIVE OFFICER

## AMENDMENT REPORT

### 1.0 INTRODUCTION

Structure Plan No.16A (South Beach Village) has largely been implemented.

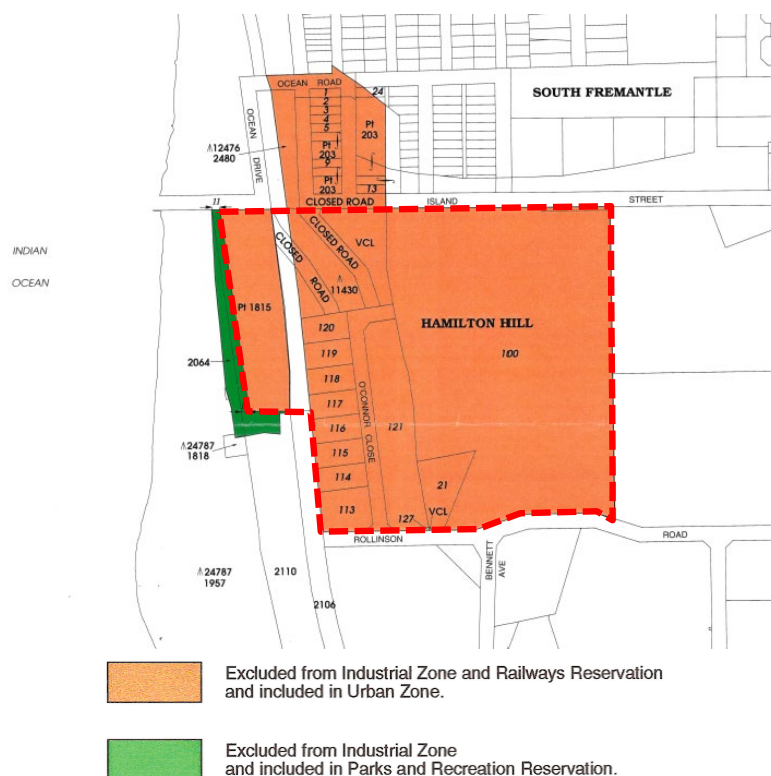
The purpose of this 'standard' scheme amendment is to transfer additional zones shown on this structure plan area into Town Planning Scheme No.3 (TPS3), to ensure the City maintains appropriate development control ahead of the original structure plan expiry date on 19 October 2025.

This process is referred to as rationalisation of a structure plan.

### 2.0 BACKGROUND

Development Area 16 (DA16) was created in December 2002, upon gazettal of Town Planning Scheme No.3 (red dashed outline in **Figure 1**).

In essence, it is the result of Amendment No.201 to former District Zoning Scheme No.2, which in response to the 2001 gazettal of Metropolitan Region Scheme (MRS) Amendment 1008/33, transferred land from 'Industrial' and 'Railways' Reservation to the 'Urban' zone and 'Regional Parks and Recreation' reservation.



**Figure 1 – Detail Plan for MRS Amendment No. 1008/33**

Previously the substantive portion of a heavy industrial and railyard area that extended northward into the City of Fremantle, the land was significantly remediated to comply with environmental conditions imposed by the Minister for Environment to facilitate its redevelopment for urban purposes.

The adopted vision for the area was to deliver a vibrant urban village comprising diverse environmentally, socially, and economically sustainable high-quality medium to high density housing and commercial spaces with convenient access to public open space and surrounding areas.

DA16A currently includes one endorsed structure plan as per the table below:

Structure Plan #	Address	Latest Approval (& Expiration Date)	Proposed Action
16A	Lot 113 Rollinson Road, Lots 114-118 O'Connor Close, North Coogee	WAPC: 16/02/2017 (Expires 19/10/2025)	Basic & Standard Amendments

Rationalisation of most of this structure plan forms the subject of a separate 'basic' Scheme Amendment (#176). This proposal seeks to rationalise a further portion of land that couldn't be included in the 'basic' amendment due to the need to advertise a replacement residential density coding ('R-Code'), as the R125 code shown on the Structure Plan Map no longer exists.

The extent of DA16 (thick black dashed line) are depicted on **Figures 2 and 3**. The areas outlined in yellow depict the concurrent basic (#176) and standard (#177) scheme amendments, and the existing local structure plan applicable to the area. The extent of completed development and subdivision are shown along with this scheme amendment proposal (red solid line) in **Figure 3**.

Lots outlined in blue are yet to develop or redevelop in accordance with the approved Structure Plan. Of importance, they incorporate important public reserves yet to be constructed and ceded into public ownership. As a result, they have been excluded from both scheme amendments, will retain their existing 'Development' zoning, and a Structure Plan extension for that area was lodged with the WAPC in January 2024.

The structure plan area includes various Local Development Plans (LDPs). This amendment has no effect on the operation of those instruments which will remain in effect until they expire on (or after) 19 October 2025. Consistent with the proposed Structure Plan outcome, the City will need to consider the benefits (or otherwise) of extending the approval of the existing LDP for the undeveloped landholdings.



Figure 2 – DA16, Structure Plan 16A and Amendment 176 & 177 Extents



Figure 3 – Aerial Photograph showing extent of completed Subdivision and Development

### 3.0 AMENDMENT TYPE

Part 5, Division 1, Regulation 34 of the Planning and Development (Local Planning Schemes) Regulations 2015, identifies different amendment types: basic, standard and complex.

Regulation 35(2) requires the local government to specify in their resolutions to prepare or adopt an amendment what type of amendment it is, as well as the explanation for forming that opinion.

This proposed amendment is considered a 'standard' amendment, which Regulation 34 describes as any of the following amendments to a local planning scheme:

- a) *an amendment relating to a zone or reserve that is consistent with the objectives identified in the scheme for that zone or reserve;*
- b) *an amendment that is consistent with a local planning strategy for the scheme that has been endorsed by the Commission;*
- c) *an amendment to the scheme so that it is consistent with a region planning scheme that applies to the scheme area, other than an amendment that is a basic amendment;*
- d) *an amendment to the scheme map that is consistent with a structure plan, activity centre plan or local development plan that has been approved under the scheme for the land to which the amendment relates if the scheme does not currently include zones of all the types that are outlined in the plan;*
- e) *an amendment that would have minimal impact on land in the scheme area that is not the subject of the amendment;*
- f) *an amendment that does not result in any significant environmental, social, economic or governance impacts on land in the scheme area;*
- g) *any other amendment that is not a complex or basic amendment.*

This proposed amendment satisfies parts d), e) and f) of the above criteria.

Specifically, it is an amendment that involves zoning land consistent with the intent, subsequent land use and built form outcome of an approved structure plan for the same land, in a manner that does not have any significant environmental, social, economic or governance impact on surrounding land.

### 4.0 TOWN PLANNING CONTEXT

#### 4.1 State Planning Framework

The entirety of DA16 is identified in the *South Metropolitan Peel Sub-Regional Planning Framework* and zoned 'Urban' under the Metropolitan Region Scheme.

#### 4.2 City of Cockburn Local Planning Framework

Under TPS3, the area is zoned 'Development' and identified on the Scheme Map and in Table 9 of the Scheme Text as Development Area 16 (DA16).

The purpose of the 'Development' zone is to trigger the requirement for a Structure Plan to guide further subdivision and/or development.

Table 9 allows specific 'provisions' to then be applied to defined Development Areas to inform the subsequent structure planning and subdivision processes. For DA16 it includes the following:

TABLE 9 – DEVELOPMENT AREAS		
REF. NO.	AREA	PROVISIONS
DA 16	South Beach (Development Zone)	<ol style="list-style-type: none"> <li>1. An approved Structure Plan together with all approved amendments shall be given due regard in the assessment of applications for subdivision, land use and development in accordance with clause 27(1) of the Deemed Provisions.</li> <li>2. To provide for uses consistent with the zonings and reservations in the MRS.</li> <li>3. All residential development must be designed and constructed to comply with the South Beach Village Noise Management Plan dated August 2002.</li> </ol>

#### 5.0 PROPOSAL

Subdivision and development of almost all land within DA16 is now complete, meaning that the structure plan has largely served its purpose.

This amendment therefore seeks to remove those areas from DA16 and transfer the structure plan-identified zones and reservations for the land into the Scheme, ahead of the structure plan's original expiry date of 19 October 2025.

##### Development Area 16:

As there remains portions of DA16 yet to be redeveloped, in particular lots 116 and 117 O'Connor Close, complete deletion of DA16 and its special provisions are not proposed at this time, rather just a further reduction to the extent of the DA16 special control area boundary to reflect the outcome of this proposal. A more significant refinement is proposed via Scheme Amendment #176.

##### Local Structure Plan (LSP):

Details on Structure Plan 16A (including extracts of the relevant Local Development Plan and Development Approval for this specific site) are provided in this section to demonstrate our reasoning for rationalisation in the manner proposed.

**Lot 113 Rollinson Road, Lots 114-118 O'Connor Close, North Coogee  
– South Beach Village Estate (16A)**

Lying along the southern boundary of South Fremantle, west of the Fremantle Village Holiday Park, north of Rollinson Road and east of the CY O'Connor Foreshore Reserve, this Structure Plan identifies a comprehensive network of local roads servicing low-to-medium (R20-R80) density single residential houses and medium-to-high (R60-R125) density apartments, principally clustered around a central spine of public open space (POS) that leads back to district level recreational facilities at South Beach.

Density ranges were adopted for most street blocks, with the final coding (and specific Design Guidelines and R-Code development standard variations) deferred to Local Development Plans (prepared in response to conditions of Subdivision Approval) or subsequent Development Approval.

The higher codings are generally located in high-amenity locations, such as directly adjacent or opposite the ocean foreshore, the primary (central) or secondary (freight rail adjacent) linear POS corridors, or along Rollinson Road (which provides a direct connection to the CY O'Connor Foreshore reserve).

A Mixed Use precinct (reduced in size and rezoned from Mixed Business via a series of LSP Amendments over the Estate's lifetime), is located in the southwest corner along the eastern edge of the operating freight rail line.

This proposal specifically focuses on the 'Move' Apartment complex located between Breaksea Drive and Rollinson Road in the southeast corner of the LSP. This site was deliberately excluded from Amendment #176 to allow a replacement residential density coding ('R-Code') to be advertised for public comment, as the R125 coding shown on the Structure Plan Map has been removed from the *Residential Design Codes*.

A full copy of the Structure Plan Map, Local Development Plan and extracts from the Development Approval and Strata Plan for this site are attached as **Appendix A-B**.

**Lots 366-394 Breaksea Drive (DAP17D)**

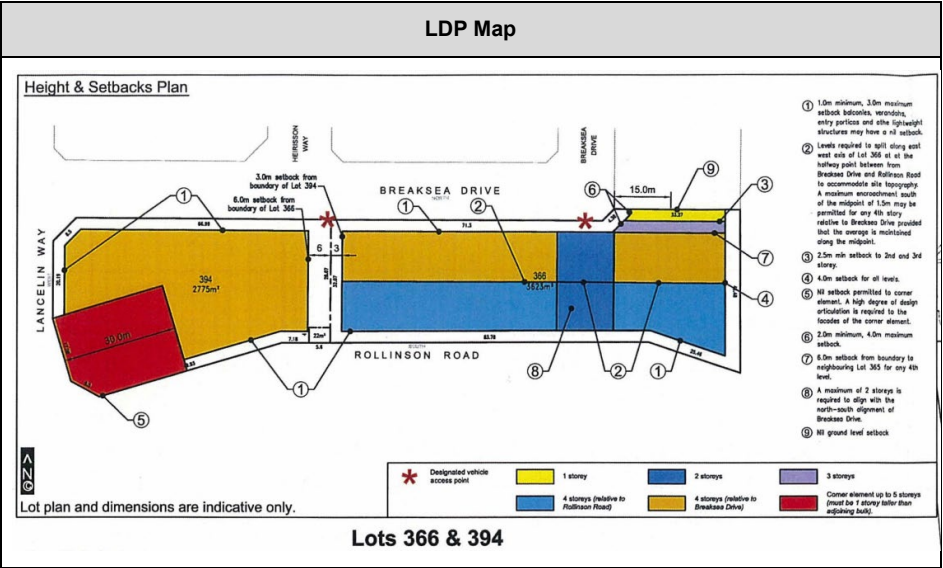
Local Development Plan South Beach Breaksea Drive Lots 366-394 as shown with the approved plans in **Appendix B** broadly guided the development of the apartment complex in the south-eastern corner of the structure plan area at Lot 30 (No.59) Breaksea Drive. The Local Development Plan assigns an 'R125' density code to the land. Lots 366-394 were originally assigned an R-Code range of R60-R100 under a former Local Structure Plan. Development approval (ref: DA09/0742) was obtained for an 81-dwelling apartment complex incorporating approximately 5652m<sup>2</sup> of floor area, or a plot ratio of 0.88. The proposal was granted conditional approval requiring a reduction in the unit yield to comply with the R100 density code.

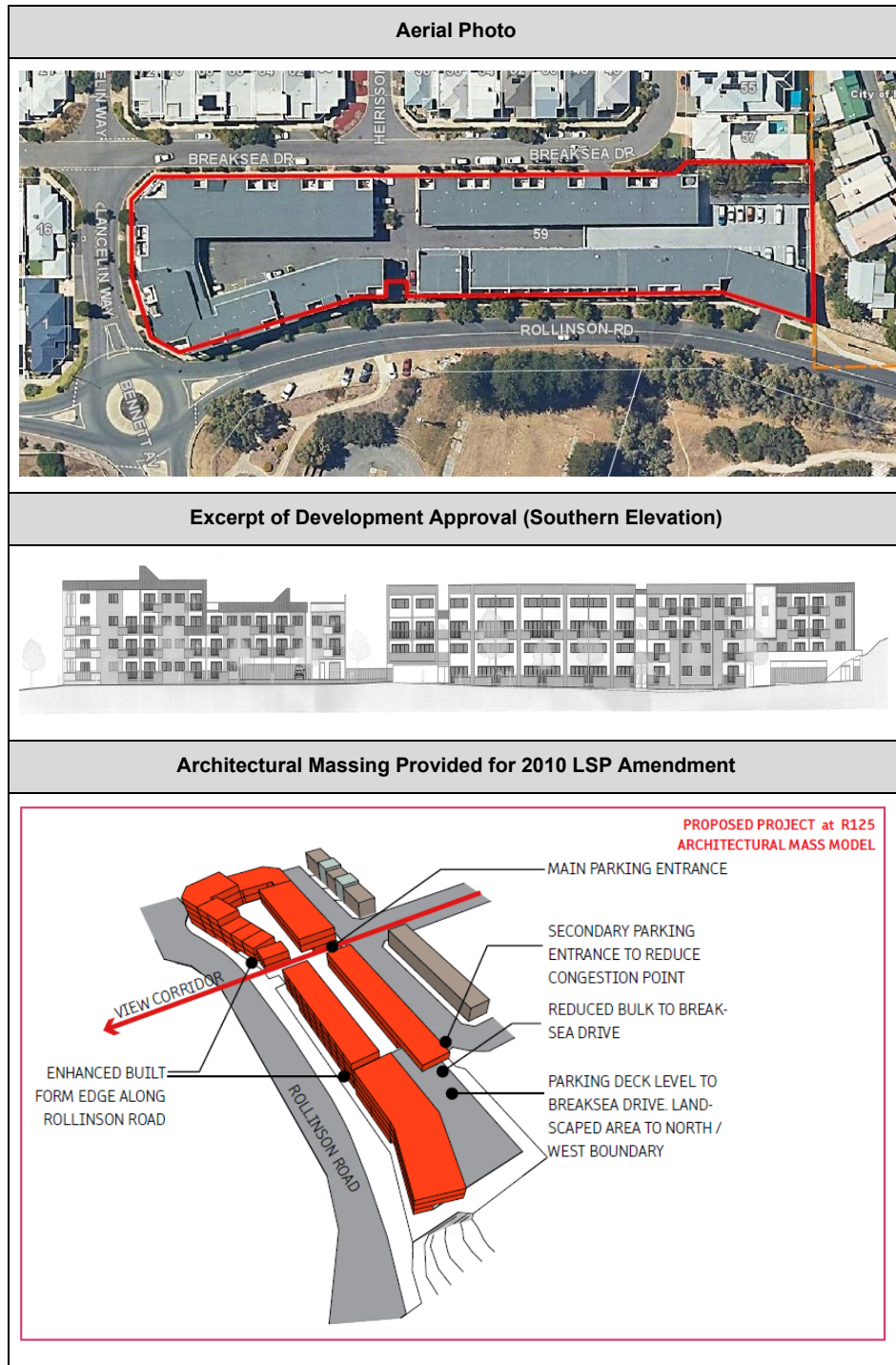
The site’s density code increased to R125 in 2010 via a Local Structure Plan amendment to permit an increase in plot ratio of up to 1.56 to facilitate a subsequent amendment to DA09/0742 (ref: DA10/0853). R125 was derived as an acceptable limit beyond the 1.25 permitted under R100 at the time, but not as high as the next applicable density code of R160 which permitted up to 2.0.

The proponent seeking the plot ratio increase justified the amendment on the basis that it would assist in resolving access issues to the car park, provide an extended built edge to Rollinson Road, and incorporate up to 106 apartments with improved diversity of sizes and configuration. Further, they considered that it would support a better outcome for the site and allow for more efficient use of the topography and narrow land parcel.

The proposal was ultimately revised at the development application stage to reduce portions of the building height and decrease setbacks, and to reduce the plot ratio down to 1.17.

The thresholds for plot ratio have increased in the R-Codes since the development was completed, meaning that the achieved plot ratio now sits between the maximum limits applicable for R80 and R100. ‘R125’ does not exist in the current *Residential Design Codes* (R-Codes), therefore this site is proposed to be zoned ‘Residential (R100)’ to reflect the constructed built form outcome as per the closest current design parameters of Volume 2 of the R-Codes. A comparison of the development against current Volume 2 requirements is outlined further in table below.





Excerpt of Residential Design Codes Volume 2 and Lots 366-394 Breaksea Drive Design				
Volume 2 R-Codes			Lots 366-394 Breaksea Drive Design	
<div> <div> <div>Streetscape contexts and character <i>refer A2</i></div> <div>Site R-Coding</div> <div>Building height (storeys) <i>refer 2.2</i></div> <div>Boundary wall height (storeys)<sup>1,2</sup> <i>refer 2.4</i></div> <div>Minimum primary and secondary street setbacks <i>refer 2.3</i></div> <div>Minimum side setbacks<sup>4</sup> <i>refer 2.4</i></div> <div>Minimum rear setback <i>refer 2.4</i></div> <div>Average side setback where building length exceeds 16m <i>refer 2.4</i></div> <div>Plot ratio <sup>7</sup> <i>refer 2.5</i></div> </div> <div> <div>Applies to R-Code areas, default settings apply unless alternative provisions defined in local planning instruments</div> <div> <div>Medium-rise</div> <div>Higher density residential</div> </div> </div> </div>			Building height	3-4 storeys (with 5th storey protrusions)
			Min. street setbacks	Nil – 1m
			Min. side setbacks	Nil - 1m
			Min. rear setbacks	Nil – 1.65m
			Plot ratio	1.17

## 6.0 CONCLUSION

Assigning a fixed density code to the subject site will improve certainty for landowners, residents, and the immediate community. Development of the site was completed over ten years ago with no new development applications received since. It is suggested that the site is ready to be removed from the 'Development' zone and governance of Structure Plan 16A as subdivision and development for it is now complete.

Rationalising the land to the 'Residential' zone with a density code of 'R100' under TP3 will remove a redundant layer of planning control whilst still ensuring that the City maintains appropriate mechanisms to guide and control future redevelopment of the land (including the same range of permissible land uses and associated development standards as currently apply), consistent with current community expectations.

It will also reduce the risk of the City having to apply for a future extension of time for Structure Plan 16A in respect to this particular site.



***Planning and Development Act 2005******City of Cockburn  
Town Planning Scheme No.3  
Amendment No.177***

RESOLVED that the Council, in pursuance of Section 75 of the Planning and Development Act 2005, amend the City of Cockburn Town Planning Scheme No.3 by:

1. Rezoning Lot 30 (No.59) Breaksea Drive, North Coogee, within 'Development Area 16' from 'Development' to 'Residential (R100)', as depicted on the Scheme Amendment Map.
2. Reducing the extent of the 'Development Area 16' (DA16) special control area boundary, as depicted on the Scheme Amendment Map.

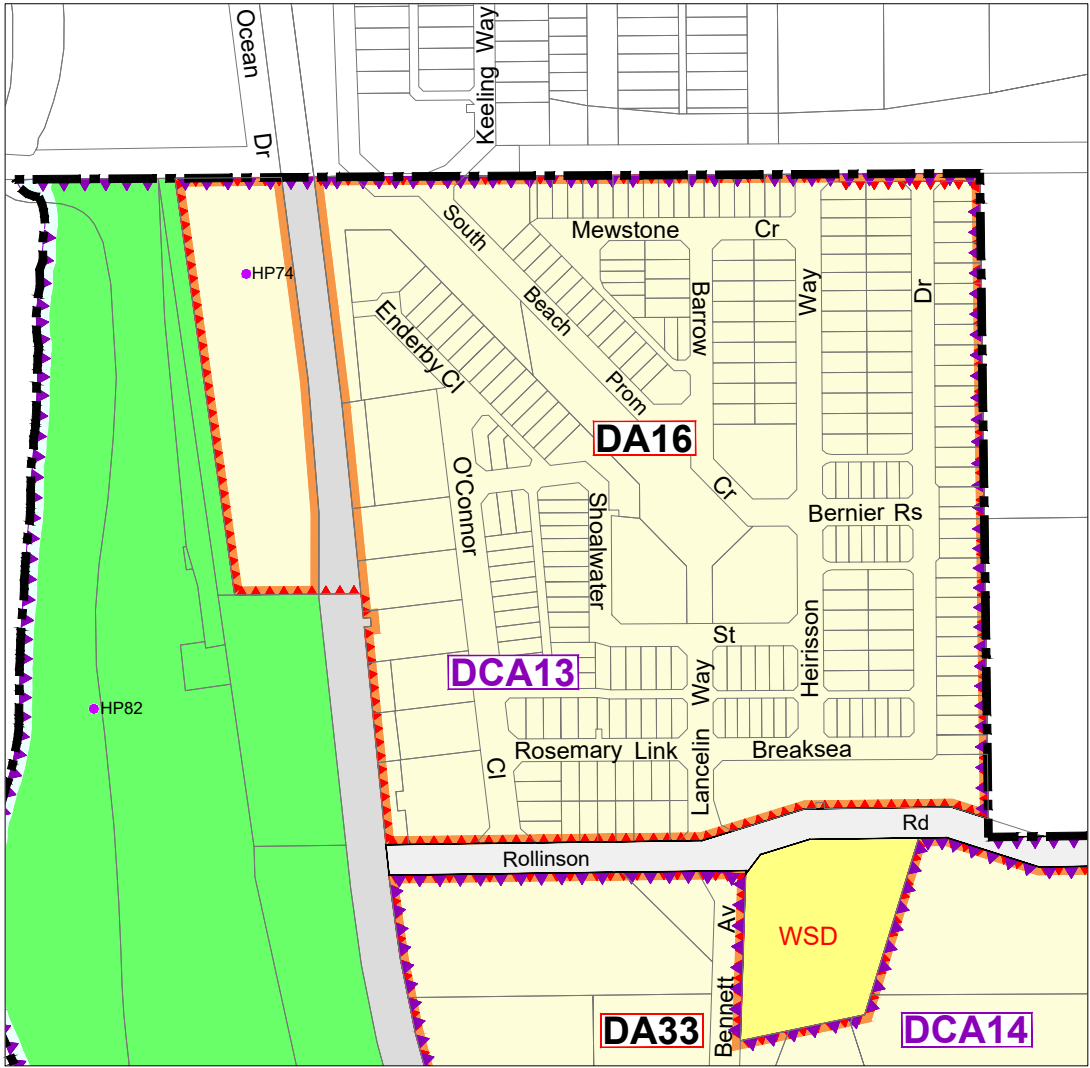
The Amendment is 'standard' under the provisions of the Planning and Development (Local Planning Schemes) Regulations 2015 for the following reason(s):

- *an amendment to the scheme map that is consistent with a structure plan or local development plan that has been approved under the scheme for the land to which the amendment relates if the scheme does not currently include zones of all the types that are outlined in the plan;*
- *an amendment that would have minimal impact on land in the scheme area that is not the subject of the amendment;*
- *an amendment that does not result in any significant environmental, social, economic or governance impacts on land in the scheme area.*

Pursuant to Regulation 35A of the *Planning and Development (Local Planning Schemes) Regulations 2015*, the amendment to the above Local Planning Scheme affects the following structure plan:

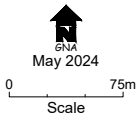
Structure Plan#	Address	Latest WAPC Endorsement	WAPC Reference
16	Lot 113 Rollinson Road, Lots 114-118 O'Connor Close, North Coogee	16 February 2017	SPN/0821M-1

Upon the amendment taking effect 'partial' revocation of the above approved structure plan is to occur.



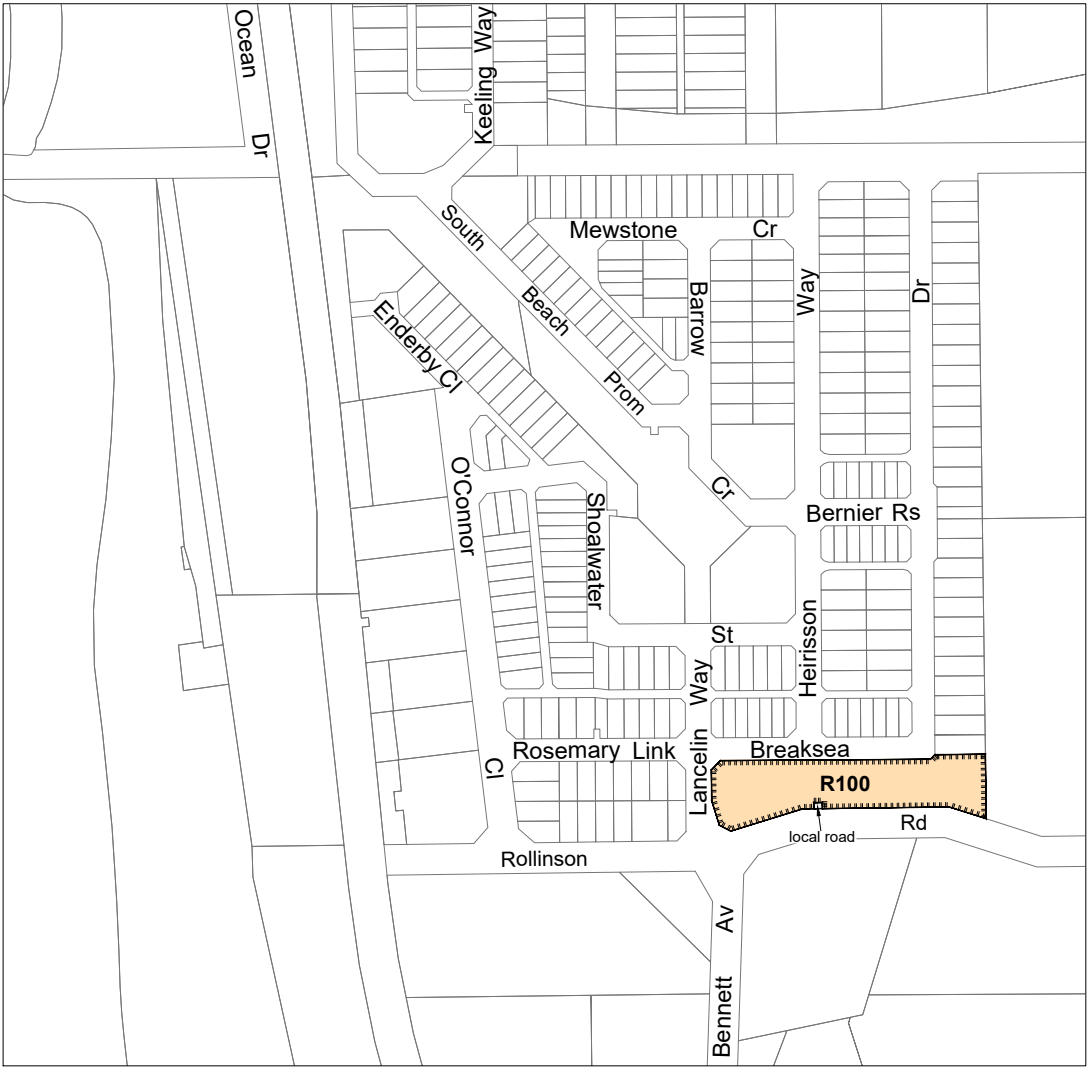
Current Scheme Map

GENERAL	REGION RESERVES	LOCAL RESERVES	ZONES
Scheme Boundary	Parks & Recreation	Local Road	Development
HP1 Heritage Place	Railways		
<b>SPECIAL CONTROL AREAS:</b>	Waterways		
DA1 Development Areas	WSD Public Purposes - Water Authority of WA		
DCA1 Development Contribution Areas			



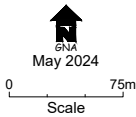
Amendment No.177  
Town Planning Scheme No.3





**Scheme Amendment Map**


GENERAL	REGION RESERVES	LOCAL RESERVES	ZONES
 Residential Density Codes		 Local Road	 Residential



**Amendment No.177**  
Town Planning Scheme No.3

**ADOPTION**

Adopted by resolution of the Council of the City of Cockburn at the ordinary meeting of the Council held on 11<sup>th</sup> day of JUNE 2024.

  
MAYOR

  
CHIEF EXECUTIVE OFFICER

**FINAL APPROVAL**

Adopted for final approval by resolution of the City of Cockburn at the Meeting of the Council held on the \_\_\_\_ day of \_\_\_\_ 20\_\_, and the Common Seal of the City of Cockburn was hereunto affixed by the authority of a resolution of the Council in the presence of:

\_\_\_\_\_  
MAYOR

(Seal)

\_\_\_\_\_  
CHIEF EXECUTIVE OFFICER

Recommended/Submitted for Final Approval

\_\_\_\_\_  
DELEGATED UNDER S.16 OF  
THE P&D ACT 2005

DATE \_\_\_\_\_

Final Approval Granted

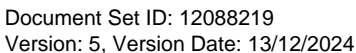
\_\_\_\_\_  
MINISTER FOR PLANNING

DATE \_\_\_\_\_

# APPENDIX A

## Current Approved Structure Plan






# APPENDIX B

‘Move’ Apartment Complex  
(Approved Local Development Plan & Development Extract)





25  
Landgate  
www.landgate.wa.gov.au

 **whelans**  
Suite 4, First Floor, 40 Hasler Road, Osborne Park WA 6017  
Ph (08) 6241 3333 Fax (08) 6241 3300  
s:/projects/14/14075/carto/statutory drafting/14075bvsp1dgn  
FP-14075-003-VER 2.0

LANDGATE COPY OF ORIGINAL NOT TO SCALE 03/08/2020 12:04 PM Request number: 60849325

www.landgate.wa.gov.au

STRATA PLAN  
**65319**  
SHEET 1 OF 11 SHEETS

PLAN OF  
LOT 30 ON DP 69438

CERTIFICATE OF TITLE  
VOL FOL

LOCAL GOVERNMENT  
CITY OF COCKBURN

INDEX PLAN  
SEE SMART PLAN

FIELD BOOK  
125403

SCALE AS SHOWN

NAME OF SCHEME  
MOVE


ADDRESS OF PARCEL  
59 BREAKSEA DRIVE,  
NORTH COOGEE, WA 6163

MANAGEMENT STATEMENT ☒ YES ☐ NO



LODGED  
DATE  
10/08/2014  
FEE PAID  
\$4180  
ASSESS No.  
14956367

CERTIFIED CORRECT  
COR. FILE  
TRIM NP  
IN ORDER FOR DEALINGS  
SUBJECT TO  
LODGEMENT OF MANAGEMENT STATEMENT; APPROVAL OF  
DP69438  
FOR REGISTRAR OF TITLES  
DATE  
19.5.14

M621183  
APPLICATION  
19.5.14  
DATE  
REGISTRAR OF TITLES  
SEAL

REGISTERED  


WESTERN AUSTRALIAN PLANNING COMMISSION  
W.A.P.C. REF:  
Certificate of Approval of W.A.P.C. under Section 25B(2) of  
Strata Titles Act 1985

  
Western Australian Land Information Authority

VER  
2

AMENDMENT  
AUDIT REQUIREMENTS

AUTHORISED BY  
P.J. BURTON

DATE  
15.05.2014

INTERESTS AND NOTIFICATIONS						
SUBJECT	PURPOSE	STATUTORY REFERENCE	ORIGIN	LAND BURDENED	BENEFIT TO	COMMENTS
(R)	RESTRICTIVE COVENANT	SEC 129BA OF THE TLA	DOC K960033	ALL LOTS & CP	CITY OF COCKBURN	NOISE & VIBRATION

BREAKSEA DRIVE

ENLARGEMENT AT 'A'  
NOT TO SCALE


ENLARGEMENT AT 'B'  
NOT TO SCALE

ENLARGEMENT AT 'C'  
NOT TO SCALE


ENLARGEMENT AT 'D'  
NOT TO SCALE

ENLARGEMENT AT 'E'  
NOT TO SCALE

LOCATION PLAN  
SCALE 1:750 AT A3 SIZE

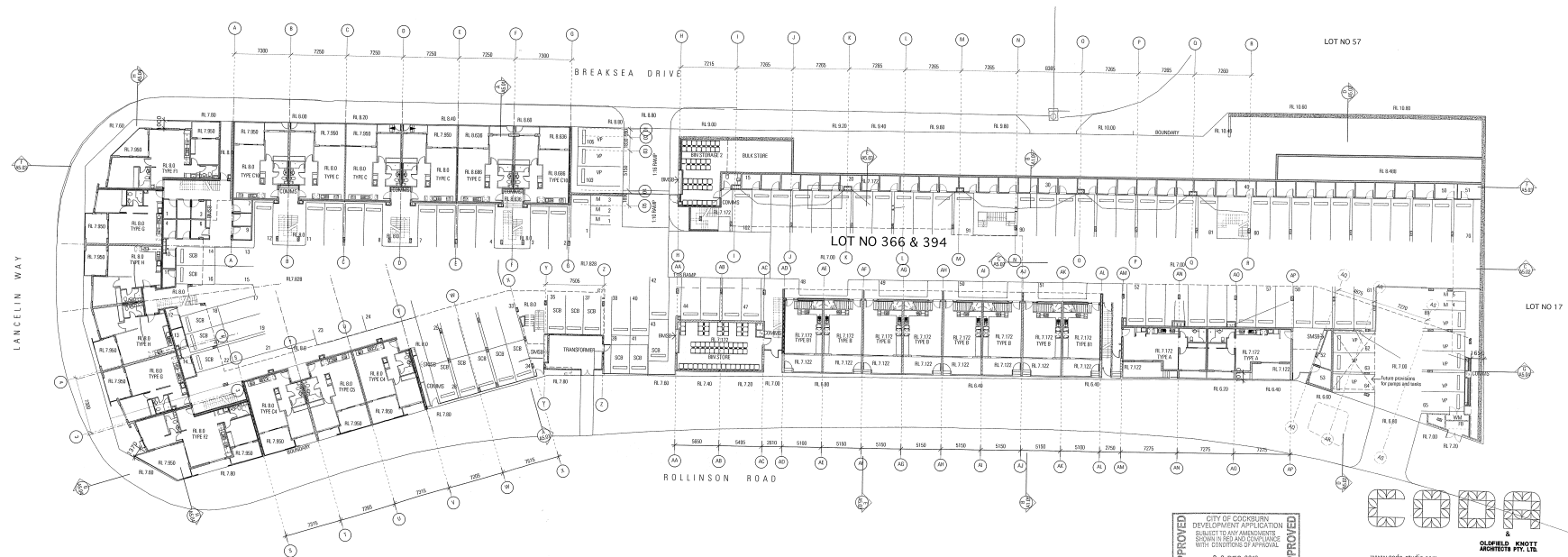
SURVEYORS CERTIFICATE - Reg 54  
PATRICK JAMES BURTON  
I, hereby certify that this plan is accurate and is a correct representation of the -  
(a) survey; and/or  
(b) calculations from measurements recorded in the field records,  
(+delete if inapplicable)  
undertaken for the purposes of this plan and that it complies with the relevant written law(s) in relation to which it is lodged.  
  
Patrick James Burton  
2014.05.15 11:01:38 +0800  
LICENSED SURVEYOR DATE

HELD BY LANDGATE  
IN DIGITAL FORM ONLY.

  
Suite 4, First Floor, 40 Hasler Road, Osborne Park WA 6017  
Ph (08) 6241 3333 Fax (08) 6241 3300  
s.projects@whelans.com.au/carto/statutory-drafting/14075bsp1dgn  
FP-14075-003-VER 2.0

Document Set ID: 12088219  
Version: 5, Version Date: 13/12/2024

65 of 626



APARTMENTS	
ONE BED	57
TWO BED	44
THREE BED	5
TOTAL APARTMENTS	106

[illegible]

BIN SUMMARY
BIN STORAGE 1
BIN STORAGE 2
BULK STORAGE
TOTAL TOTAL BIN STORAGE

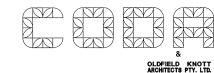
CAR PARK SUMMARY	
CARBAYS	119 NO
VISITORS CAR BAYS	11 NO
MOPED BAYS	5 NOS
TOTAL BAYS	136 NO

TANDEM BAYS	13 NO
SMALL BAYS	16 NO

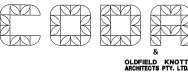
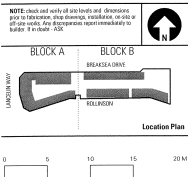
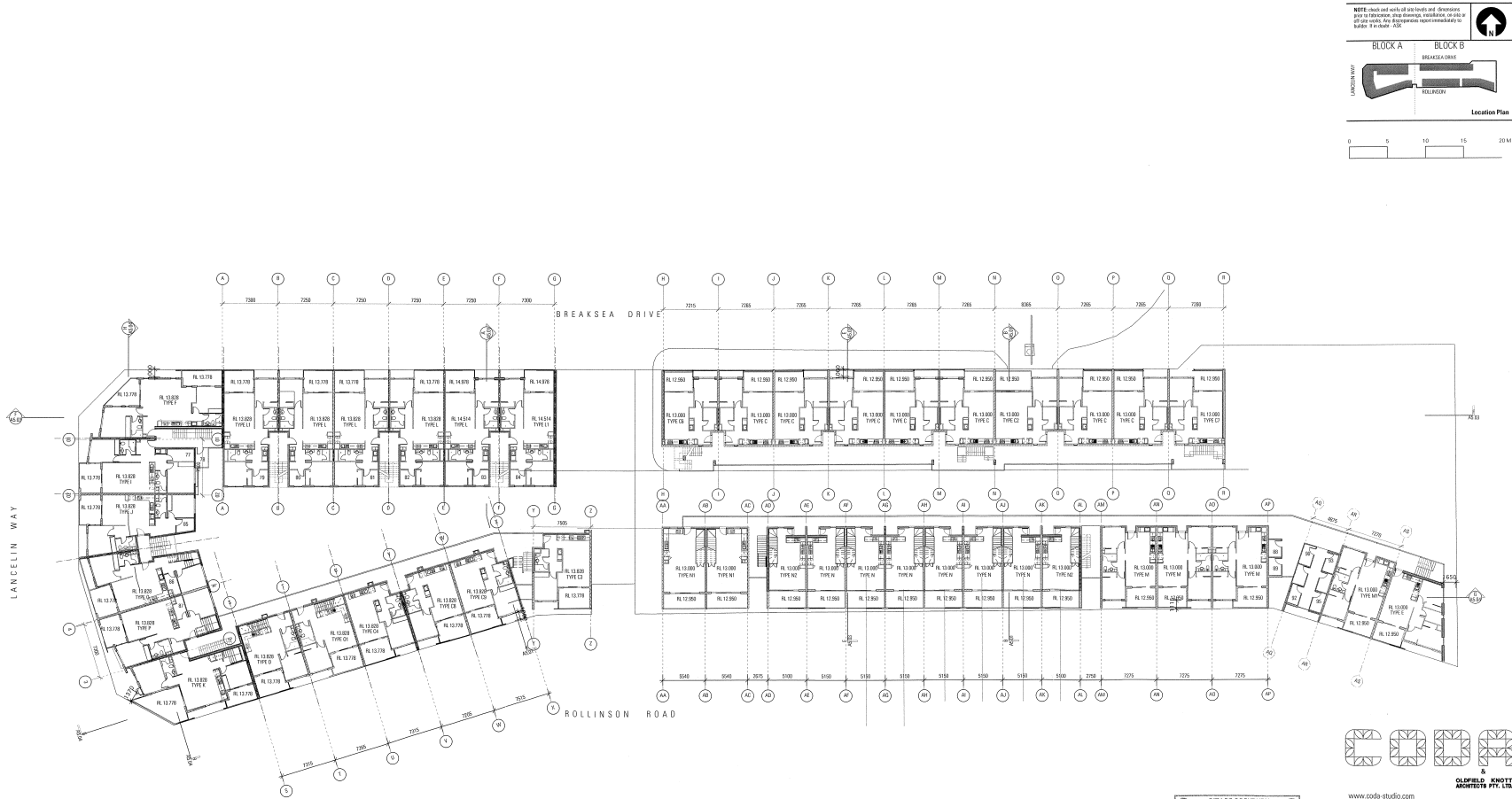
CSCA Study Plan for use with the CADDBook Plus			
NORTH COOGEE			
MATCH / LOT 366 & 394 ROLLINSON ROAD			
SITE/GROUND FLOOR PLAN			
DATE	1:250	FILE NO.	A1003
DATE PLOTTED		DATE PLOTTED	22.10.2010
CODA	DA1.00	DATE	L
PROJECT			
<p>NOTE: This plan is uncontrolled document issued for information purposes only, unless the "checked" section is signed and endorsed.</p> <p>This is a CADD drawing. It is not checked manually.</p>			
<p><b>CADDBOOK PLUS</b> This design &amp; drawing remains the property of CODA. It may not be used for any purpose without the express written authority of CODA. Any unauthorised changes made to this design are variations and not a replacement of the original.</p>			

Document Set ID: 12088219  
Version: 5, Version Date: 13/12/2024



www.coda-studio.com  
83 South St Beaconsfield, WA 6162  
TEL +61 (0)8 9433 6000  
FAX +61 (0)8 9433 3700  
CODA STUDIO PTY LTD ACN 119 667 300

RECEIVED  
25 OCT 2010



www.coda-studio.com  
83 South St Beaconsfield, WA 6162  
TEL +61 (0)8 9433 6000  
FAX +61 (0)8 94333700  
CODA STUDIO PTY LTD ACN 119 667 300

APPROVED CITY OF COCKLEBURN  
DEVELOPMENT APPLICATION  
SUBJECT TO ANY AMENDMENTS  
BROWN IN REGARDS COMPLIANCE  
WITH CONDITIONS OF APPROVAL  
09 DEC 2010  
DA 10/2513  
FILE REF: 642076/2010  
PLAN 2 OF 15



0000-0000-0000-0000

NORTH COODGEE

MATCH / LOT 366 & 394 ROLLINSON ROAD

SECOND FLOOR

SCALE: 1:250

DATE: 13.10.2010

CODA


DA1.02

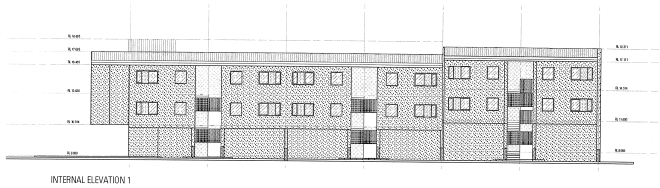
L

NOTE: This is an unperfected document issued for information purposes only, unless the  
City of Cockleburn has signed and stamped it.  
This is a CAD drawing. It is not a printed drawing.  
It may not be used for any purpose other than the purpose stated on the drawing.  
It may not be used for any purpose other than the purpose stated on the drawing.  
It may not be used for any purpose other than the purpose stated on the drawing.

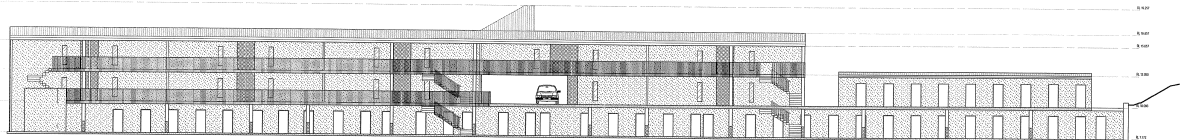








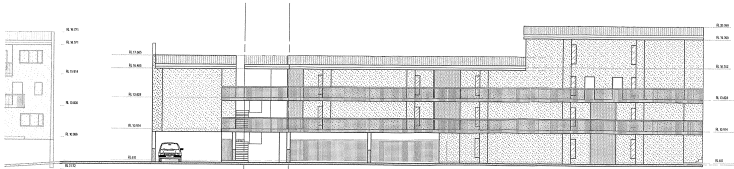
INTERNAL ELEVATION 1



INTERNAL ELEVATION 2



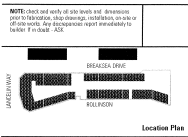
INTERNAL ELEVATION 3



INTERNAL ELEVATION 4

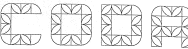
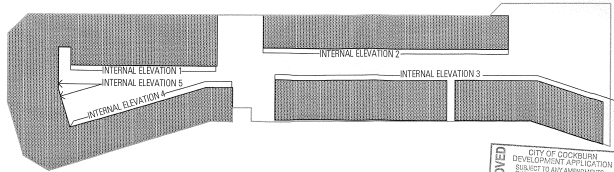


INTERNAL ELEVATION 5




MATERIALS LEGEND

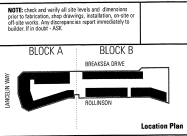
- RENDERED FINISH
- FACE BRICK
- COLOURED RENDER FEATURE
- PROFILED SHEET METAL




www.ocma-studio.com  
83 South St. Bayswater, WA 6162  
TEL +61 (0)8 9433 6000  
FAX +61 (0)8 9433 7000  
OCMA STUDIO PTY LTD ACN 118 667 300



NORTH COOGEE			
MATCH / LOT 388 & 394 ROLLINSON ROAD			
INTERNAL ELEVATIONS			
SCALE: 1:250	DATE: 22.10.2010	A10000	
OCMA	DA4.02	L	
NOTE: This is a conceptual drawing based on information provided by the client. It is not a final design and should not be used for construction purposes without the client's approval.			
*OCMA: The design & drawing is the property of OCMA. It may not be used for any other purpose without the written permission of OCMA. Any other design or drawing used in this design is the property of its respective owner.			



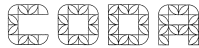
SOUTH ELEVATION - ROLLINSON ROAD




NORTH ELEVATION - BREAKSEA DRIVE



WEST ELEVATION - LANCEOLIN WAY



www.coda-studio.com  
83 South St Beaconsfield, WA 6162  
TEL +61 (0)8 9433 8000  
FAX +61 (0)8 9433 3700  
CODA STUDIO PTY LTD ACN 119 667 300



09/10/10 Plan 15 of 15 of the Block A, B

NORTH COOGEE	
MATCH / LOT 386 & 384 ROLLINSON ROAD	
STREET ELEVATIONS	
SCALE: 1:200	DATE: 21.10.2010
CODE: DA.4.03	TYPE: L

NOTE: This is a conceptual drawing intended for information purposes only, unless the  
"Final" version is signed and stamped.  
This is a CAD drawing. Do not amend manually.

© COPYRIGHT: This design is hereby reserved by the project of CODA. It may not be used for  
any purpose other than the project of CODA without the written consent of CODA. The architect's design  
shall be the design of the architect and not the design of the project.

Document Set ID: 12088219  
Version: 5, Version Date: 13/12/2024

14.1.3 (2024/MINUTE NO 0216) Commercial Vehicle Parking in Residential Area - 27 Wauhop Circle, Beeliar

Executive	Director Planning and Sustainability
Author	Planning Officer
Attachments	1. Cover Letter - DA24/0311- 27 Wauhope Circle Beeliar Parking of a Commercial Vehicle <a href="#">↓</a> 2. Submission Schedule <a href="#">↓</a> 3. AS2436 - Typical sound levels from construction, maintenance, demolition <a href="#">↓</a>
Location	27 (Lot 581) Wauhop Circle, Beeliar
Owner	Grant Anthony Hasler, Sharon Ann Hasler
Applicant	Bradley Hasler
Application Reference	DA24/0311

**Officer Recommendation**

That Council:

- (1) REFUSES the application for the Parking of a Commercial Vehicle at 27 (Lot 581) Wauhop Circle, Beeliar, for the following reasons:
1. The proposal is inconsistent with *Town Planning Scheme No. 3* as the development compromises the preservation of residential amenity, being incompatible and non-complementary with the Residential Zone.
  2. The proposal is inconsistent with the City's *Local Planning Policy – Noise Attenuation* as it has not demonstrated sufficient noise mitigation methods to preserve residential amenity; and
- (2) INFORMS the proponent and those individuals who made submissions of its decision.

**Council Decision**

MOVED Cr P Eva SECONDED Cr T Dewan

That Council:

- (1) REFUSES the application for the Parking of a Commercial Vehicle at 27 (Lot 581) Wauhop Circle, Beeliar, for the following reasons:
1. The proposal is inconsistent with *Town Planning Scheme No. 3* as the development compromises the preservation of residential amenity, being incompatible and non-complementary with the Residential Zone.
  2. The proposal is inconsistent with the City's *Local Planning Policy – Noise Attenuation* as it has not demonstrated sufficient noise mitigation methods to preserve residential amenity;
- (2) INSTRUCTS the proponent that he has a maximum of six months in which to rehouse the commercial vehicle to an acceptable alternative location; and
- (3) INFORMS the proponent and those individuals who made submissions of its decision.

**CARRIED 7/3**



**For:** Deputy Mayor C Stone, Cr P Eva, Cr T Dewan, Cr C Reeve-Fowkes, Cr C Zhang, Cr P Corke and Cr M Separovich  
**Against:** Mayor L Howlett, Cr T Widenbar and Cr K Allen

**Reason**

This would allow the owner/ applicant a 6 month grace period to seek an alternative arrangement for the parking of a commercial vehicle at another (more suitable) property.

**Officers Comment**

The alternative recommendation is not supported as granting an additional six months in which to relocate the commercial vehicle would result in an implied relaxing of compliance requirements and would continue to adversely impact on the amenity of the adjoining residence.

Specifically, it would potentially exceed the noise limits outlined in the Environmental Protection (Noise) Regulations 1997 (as amended) and it would be contrary to the purpose of the City's Local Planning Policy for Noise Attenuation (LPP1.12).

**Background**

Development Services received a Development Application (DA24/0311) proposing the parking of a commercial vehicle at 27 (Lot 581) Wauhop Circle, Beeliar.

This application was submitted following a Development Compliance case (Reference: DevComp24/042) regarding the unauthorised parking of a commercial vehicle on the residential property. The case was brought to the City's attention due to the operation causing noise concerns in the immediate locality.

The City has referred the proposal to the Council for determination in line with the City's delegations, as concerns raised during consultation cannot be overcome via negotiation or conditions. Further, the City's *Draft Local Planning Scheme No. 13* identifies this land use as 'X' (not permitted) meaning any approval would potentially create a future 'non-conforming' use.

**Submission**

This application was advertised to seven (7) residential properties in accordance with clause 64(3) of the *Planning and Development (Local Planning Schemes) Regulations* 'deemed provisions'.

The application was advertised from the 28 June 2024 to the 17 July 2024, for a total of 14 days. One (1) objection was received, as per the Submission Schedule (Attachment 2).



## Report

The landowner / applicant operates a vehicle towing business, and the nature of the work and contract requires the applicant to be on call 24/7, following a structured roster. Consequently, the applicant has requested permission to park a commercial vehicle on-site to reduce commute time to and from work locations.

### Description of Proposal

- Parking of a Commercial Vehicle onsite for commercial purposes by the property owner, with dimensions of 2.5m (height), 9m (length), and 2.4m (width).
- Vehicle will be parked within the subject site (*Figure 1*)
- The owner will be working shifts, on a 4-week roster. The vehicle will move from the site between these timeslots:

Week 1: Mondays to Thursdays 18:00–23:30

Week 2: Mondays to Thursdays 23:30–06:00

Week 3: Fridays: 18:00-04:30

Saturdays: 16:30-04:30

Sundays: 16:30-06:00

Week 4: Saturdays: 04:30-16:30

Sundays: 04:30-16:30




Figure 1: Aerial depicting parking location:





Figure 2: Photos of subject commercial vehicle:

## Planning Framework

### Metropolitan Region Scheme (MRS)

The site is zoned 'Urban' under the MRS.

### Town Planning Scheme No. 3 (TPS3)

Pursuant to TPS3, the site is zoned Residential (R20) with the objective of the zone as follows:

- i) *To provide for a range of housing and a choice of residential densities to meet the needs of the community.*
- ii) *To facilitate and encourage high quality design, built form and streetscapes throughout residential areas.*
- iii) *To provide for a range of non-residential uses, which are compatible with and complementary to residential development.*

Proposed Land Use and Operations

The TPS3 defines *Commercial Vehicle Parking* as:

*means the parking of any vehicle used or intended to be used in the course of a **business or trade** which has a tare weight of 3.5 tonnes or more.*

Commercial Vehicle Parking is identified as a 'D' (Discretionary) land use as per TPS3 given it is proposed within a Residential zoned area.

This means that the use **is not permitted** unless the local government has exercised its discretion by granting planning approval.

Draft Local Planning Scheme 13 (LPS13)

The City's draft Local Planning Scheme No. 13 identifies Commercial Vehicle Parking as an 'X' land use – meaning it is not permitted in a residential area.

The new planning scheme acknowledges the impact of commercial vehicle parking on the amenity of a residential area and has accordingly been modified to prevent this use.

The City further advises that several noise complaints have been received from the use of the commercial vehicle at this location over time.

Once the new LPS13 is gazetted, approval would result in a 'non-conforming use' being attributed to the property, potentially in perpetuity.

Environmental Protection (Noise) Regulations 1997 and Local Planning Policy 1.12 – Noise Attenuation

The purpose of the *Environmental Protection (Noise) Regulations 1997* (Noise Regulations) is to safeguard public health, safety, and well-being by controlling and reducing the negative impacts of excessive or harmful noise.

This is further supported by the City's Local Planning Policy for Noise Attenuation (LPP1.12). These instruments aim to control noise pollution in residential, commercial, and industrial areas, and provide guidance on what is an acceptable level of noise.

The Noise Regulations defines a building used for residential or accommodation purposes as *noise sensitive premises*. Table 1 of the Noise Regs provides guidance on the appropriate assigned level of noise for a noise-sensitive premises.

For the commercial vehicle to operate onsite between the hours of **10pm and 7am**, the noise level omitted from the vehicle will need to be less than the  $L_{A\ Max}$  of 55+ for a residential premises.

Australian Standard AS2436 – “*Guide to Noise and Vibration Control on Construction, Demolition and Maintenance Sites*” provides guidance on the typical sound levels of machinery. Please see attachment 3 for an extract from AS2436-



2010, which confirms that a Vehicle (light commercial) will omit a typical sound level of 78+ and ultimately exceeds the permitted 55+ noise level.

#### Parking Guide City of Cockburn

The City of Cockburn's Parking Guidelines restrict Commercial vehicles from parking on a carriageway or verge between the hours of 6 pm and 7 am the following day and for more than three (3) hours consecutively between the hours of 7 am and 6 pm.

As a result, the owner is not permitted to park the commercial vehicle on the verge or road overnight, as this will be a breach of the *Parking and Parking Facilities Local Law 2007*.

#### Historical Approvals - Commercial Vehicle Parking in Residential Areas

Reviewing development applications for the parking of commercial vehicles in Residential, Resource, and Development Zones since 2016, the City has consistently taken the approach of limiting operating hours for commercial vehicles on-site between 7:00pm and 7:00am.

This approach aims to ensure compliance with noise regulations and reduce the impact on local amenity.

The applicant proposes to operate at times overnight from the site, which will potentially result in a breach of the Noise Regulations and will not be consistent with the City's historical approach to similar applications.

Notwithstanding, the City has considered the application on its individual merits, future planning framework and noise complaints, and remains unsupportive of the proposal.

#### Conclusion

The concerns raised as part of the community consultation period were deemed valid and the application in its current format is deemed inappropriate within a residential area.

Should this application be approved, it would be inconsistent with the seriously entertained (draft) planning framework, Local Planning Scheme No. 13, and therefore (subject to the gazettal of LPS13) would result in creation of a non-conforming land use, and an undesirable precedent.

The City accordingly recommends the Council refuse the application.



### **Strategic Plans/Policy Implication**

Creation of a 'non-conforming use' should the proposal be approved. Inconsistent with the City's strategic direction towards removing this land use from residential areas.

#### Community, Lifestyle and Security

A vibrant healthy, safe, inclusive, and connected community.

- A safe and healthy community that is socially connected.

#### City Growth and Moving Around

A growing City that is easy to move around and provides great places to live.

- An attractive, socially connected and diverse built environment.

### **Budget/Financial Implications**

N/A

### **Legal Implications**

A refusal may result in a legal review at the State Administrative Tribunal.

### **Community Consultation**

The application was advertised to adjoining landowners for a period of 14 days.

One objection was received, which is outlined in Attachment 2, along with the officer comments.

The City further notes several complaints and a previous compliance case on the subject property.

### **Risk Management Implications**

There may be financial implications, particularly where legal counsel is required as a result of a State Administrative Tribunal review.

The Proponent(s) and those who lodged a submission on the proposal have been advised that this matter is to be considered at the 8 October 2024 Ordinary Council Meeting.

### **Implications of Section 3.18(3) *Local Government Act 1995***


Nil



Date: 16<sup>th</sup> April 2024

City of Cockburn  
9 Coleville Crescent,  
Spearwood WA 6163

To whom it may concern,



I, Bradley Hasler am writing to you to apply for a permit to park a commercial vehicle at my residence.

27 Wauhop Circle Beeliar. The vehicle in question is a 2009 FD Hino tilt tray. The dimensions of the vehicle are as follows.

Total length: 9000m

Total width: 2400mm

Cab height: 2500mm

Cab length: 2500mm

Tray length: 6500mm

Tray height: 1000mm

I am a sole trader towing operator. I contract to AAAC Towing and Logistics who take care of several government contracts including Mainroads, West Australian Police, all major insurance companies (RAC, NRMA, IAG) as well as majority of local councils including City of Cockburn. Please find attached letter from AAAC confirming the requirements of our contracts.

The contracts we service require trucks to be on standby 24/7 and to adhere to strict arrival times for every job. I work Monday to Friday 6am-7pm as well as being part of a roster system to help cover the after hours work. It is a 4-week roster which is as follows.

Week 1: Mon-Thurs 1800-2330

Week 2: Mon-Thurs 2330-0600

Week 3: Fri 1800-0430

Sat 1630-0430

Sun 1630-0600

Week 4: Sat 0430-1630

Sun 0430-1630

Document Set ID: 11882572  
Version: 1, Version Date: 24/04/2024

The vehicle does not require idling upon starting and no repairs/servicing or cleaning of the vehicle is undertaken on the property. None of the flashing amber lights are used in close proximity to my house.

Having the above mentioned vehicle parked at my residence is an essential part of my livelihood. Not being able to have the vehicle parked at my residence will severely impact my ability to financially support my family as well as being able to pay our mortgage, household bills, council rates etc. The truck is also my sole means of transport and is regularly required for school pickups/drop offs, as well as attending to elderly family members who require help at short notice.

I am proposing the movement of our side access double gate back enough to have the vehicle parked completely on our property behind the property line. I have attached drawings and pictures to help better explain our proposal. Having the truck parked at the proposed area of my property may also help in "roll starting" as there is a slight decline heading towards the road. This will also help with reducing noise from the trucks starter motor turning the engine over.

I would like to add that the neighbour who has made the original complaint has done so completely out of spite as we have not had an issue with any of our neighbours for the last 12 years. We had a civil dispute with our direct neighbour to the west recently regarding a boundary fence that had blown over and has already resulted in other false accusations being made to the council regarding our property. We have attached letters from our direct neighbours to the east as well as directly opposite our property stating their agreement with me having the vehicle parked on my property.

A copy of the Certificate of Title is also attached.

My Email is – bradhasler@hotmail.com

Mobile is – 0438 403 633

We wish to work with the council and neighbours. Please let me know if I have missed anything in this letter. Ill be happy to help.

Kind regards,

Bradley Hasler 

Date: 16-4-24

Rochelle Hasler  (maiden name: Hall)

Date: 16th April 24


Grant Hasler (deceased – death certificate attached )

Date:

Sharon Hasler 

Date: 16th - April - 24.





**City of Cockburn,**  
9 Coleville Crescent,  
Spearwood WA 6163

17 April 2024

Dear Sir/Madam,

**RE: AAAC Contractor #308 – Brad Hassler**

This letter is to verify that Mr Brad Hassler, who resides at 27 Wauhop Circle, Beeliam is a valued contractor of AAAC Towing Pty Ltd.

As a Tier 1 contractor Brad is required to service roadways within and surrounding the local government areas of Cockburn, Fremantle and Canning among others.

These contracts include work carried out for the Western Australian Police, which requires him to respond immediately when on roster. This includes recovering stolen vehicles that are required for forensic examination, Hoon and unlicensed driver impounds as well as motor vehicle incidents including major crashes and fatalities.

He also is a sub contractor for Dept of Main Roads, which also requires an immediate incident response. He is required to clear roads from accidents, breakdown, and abandoned vehicles blocking roads to ensure the road network remains clear and safe.

Our contractors are required to have their vehicles at home as the response times for WA police, Dept Main Roads and Local Governments to attend these incidents are critical for us to service these customers in keeping our community and our roads as safe as possible.

We hope you will consider allowing Mr Hassler to keep his truck at home, as he plays a very important role, enabling us to service such important contracts that affect the community.

If you have any queries please do not hesitate to contact me on 9352 5000.

Yours faithfully,

Adrian DiLallo  
Managing Director

**Head Office:** 310 Treasure Road North, Welshpool WA 6106

Ph: (08) 9352 5000

[www.aaactowing.com.au](http://www.aaactowing.com.au)

Document Set ID: 11882572  
Version: 1, Version Date: 24/04/2024

## Submission Schedule

Objections	
Noise	Conditions
<p>The applicant is proposing to operate and start the commercial vehicle between 7pm and 7am disrupting their sleep and overall peacefulness of a residential site.</p> <p>The noise generated from the commercial vehicle in amplifier by its current location between the hard walls and dividing fence, causing vibrations of unreasonable levels.</p>	<p>Deemed a valid Planning Concern – Proposed Condition to address this concern</p> <ol style="list-style-type: none"> <li>3. The commercial vehicle is only permitted to be started up between the hours of 7am - 7pm Monday to Saturday, and not at all on Sundays and Public Holidays.</li> <li>3. No reversing of the vehicle is to occur between the hours of 7pm – 7am Monday to Saturday, and not at all on Sundays and Public Holidays.</li> <li>3. The commercial vehicle must not be started on-site, on the verge, or on the road between 7:00 PM and 7:00 AM the following day.</li> </ol>
Air Quality	
<p>Exposure to exhaust fumes from the Heavy Truck, with regard to the parking location proposed and its proximity to their living area, as one of the residents is struggling with respiratory problems.</p>	<p>Deemed a valid Planning Concern – Proposed Condition to address this concern to reduce entry to and from the site:</p> <ol style="list-style-type: none"> <li>4. The commercial vehicle is only permitted to be started up between the hours of 7am - 7pm Monday to Saturday, and not at all on Sundays and Public Holidays.</li> <li>5. No reversing of the vehicle is to occur between the hours of 7pm – 7am Monday to Saturday, and not at all on Sundays and Public Holidays.</li> <li>6. The commercial vehicle must not be started on-site, on the verge, or on the road between 7:00 PM and 7:00 AM the following day.</li> </ol>

Damage to the fence and retaining	
<p>Existing retaining wall between the two sites with the objector located on the lower site. Concerns raised regarding the retaining wall not being design to retaining the additional load of a commercial vehicle moving and parking so close to retaining walls footings.</p> <p>The dividing fence has started to lean and was recently replaced</p>	<p>Deemed a valid Planning Concern – Proposed Condition to address this concern</p> <p>3. The area designated on the site plan for commercial vehicle parking must be adequately hardstands and drained to support the commercial vehicle's weight.</p>
Contravention of Local Parking Law	
<p>Parking and facilities local law 2007, section 45</p> <p>Stopping heavy, commercial and other types of vehicles in built up area</p> <p>45. (1) A person shall not park—</p> <p>(a) a vehicle or any combination of vehicles that, together with any projection on, or load carried by, the vehicle or combination of vehicles, is 7.5m or more in length or exceeds a GVM of 4.5 t;</p> <p>(b) a commercial vehicle;</p> <p>(c) a caravan;</p> <p>(d) a bus;</p> <p>(e) a tow truck;</p> <p>(f) a tractor; or</p> <p>(g) a trailer.</p> <p>on a carriageway or verge in a built-up area between the hours of 6.00 pm one day and 7.00 am the following day and for more than three hours consecutively between the hours of 7.00 am and 6.00 pm.</p>	<p>Not a valid Planning matter as this act is administered by a different department.</p> <p>The applicant is seeking approval to park the vehicle onsite and is not seeking approval to park the vehicle on the verge.</p> <p>Proposed Condition to address this concern:</p> <p>3. The commercial vehicle shall only park on the designated area as per the approved site plan, without encroaching into the verge area.</p>
Adverse effect to property value	
<p>Proposant was advised that if the application should be approved it would adversely affect the value of their property, with a large commercial vehicle being parked so close to their residential dwelling.</p>	<p>Not a valid Planning Matter</p>

## Extract from AS2436-2010

## TYPICAL SOUND LEVELS FROM CONSTRUCTION, MAINTENANCE AND DEMOLITION PLANT

The noise generated by machinery such as construction, maintenance and demolition plant may be expressed in terms of the A-weighted sound pressure level; measured at some distance from the machine, or in terms of the A-weighted sound power level. Table A1 lists typical construction plant and equipment and the range of sound power levels and mid-point sound pressure levels at 10m.

Table A1: Typical Sound Levels Of Construction Plant And Equipment\*

Plant description	A-weighted sound power levels <i>L<sub>WA</sub></i> dB ref:10 <sup>-12</sup> W		A-weighted sound pressure levels <i>L<sub>PA</sub></i> (mid-point) dB at 10m
	Typical or Range	Typical (mid-point)	
Asphalt paver	103-112	108	80
Asphalt rotomill	111	111	83
Backhoe	100-108	104	76
Backhoe with auger	100-111	106	78
Bulldozer	102-114	108	80
Cherry picker	105	105	77
Compactor	110-115	113	85
Compressor (silenced)	93-110	101	73
Concrete agitator truck	107-111	109	76
Concrete pencil vibrator	101-105	103	75
Concrete pump truck	103-113	108	80
Concrete saw	112-122	117	89
Concrete vibratory screed	115	115	87
Crane (mobile)	95-113	104	76
Crane (tower)	105	105	77
Excavator	97-117	107	79
Filtration unit (40 000 cfm)	109	109	81
Forklift	106	106	78
Front end loader	110-115	113	85
Generator (diesel)	84-113	99	71
Grader	105-115	110	82
Gritblaster (grit & nozzle air noise)	129	129	101
Hand tool (electric)	95-110	102	74
Hand tools (pneumatic)	114-117	116	88
Jack hammers	121	121	93
Loader (wheeled)	99-111	105	77
Machine mounted hydraulic drill	110-115	113	85

Machine mounted percussive drill	116	116	88
Machine mounted pneumatic drill	110-121	116	88
Piling (bored)	111	111	83
Piling (impact sheet)( $L_{max}$ )	126-147	137	109
Piling (vibratory)	116-133	125	97
Rock breaker	118	118	90
Roller (vibratory)	103-115	108	80
Scraper	116	116	88
Spreader	95	95	67
Truck (>20 tonne)	107	107	79
Truck (dump)	117	117	89
Truck (water cart)	106-108	107	79
Vehicle (light commercial e.g. 4WD)	100-111	106	78
Welder	100-110	105	77



## 14.2 Corporate and System Services

### 14.2.1 (2024/MINUTE NO 0217) Payments Made from Municipal Fund and Local Procurement Summary - August 2024

<b>Executive</b>	A/Director Corporate and System Services
<b>Author</b>	A/Head of Finance
<b>Attachments</b>	<ol style="list-style-type: none"> <li>1. Payment Listing August 2024 <a href="#">↓</a></li> <li>2. Purchase Cards Transactions August 2024 <a href="#">↓</a></li> <li>3. BP Fuel Cards August 2024 <a href="#">↓</a></li> <li>4. Credit Cards Transactions July 2024 <a href="#">↓</a></li> </ol>

#### Officer Recommendation/Council Decision

MOVED Cr C Reeve-Fowkes SECONDED Cr M Separovich  
That Council:

- (1) RECEIVES the list of payments from the Municipal Fund during the month of August 2024, as attached to the Agenda; and
- (2) RECEIVES the list of transactions made from purchase cards during the month of August 2024, as attached to the Agenda.

**CARRIED 10/0**

#### Background

Council has delegated its power to make payments from the Municipal or Trust Fund to the Chief Executive Officer and other sub-delegates under Delegated Authority 'Local Government Act 1995 - Payment from Municipal and Trust Funds'.

Regulation 13 (1) of the *Local Government (Financial Management) Regulations 1996* requires a list of accounts paid under this delegation to be prepared and presented to Council each month.

Regulation 13A requires a list of payments to be prepared and presented to Council each month for those made by employees using credit, debit, or other purchasing cards.

#### Submission

N/A

#### Report

Payments made under delegation during the month of August totalled \$19.45 million, and a listing of these is attached to the agenda for review by Council.

These comprise:

- EFT payments (suppliers, sundry creditors) - \$15.31 million (849 payments)
- Cancelled EFT payments - \$2,330
- Payroll payments - \$4.03 million (2 fortnights)
- Corporate credit cards – total of \$79,184 (63 cards used)
- Bank transactional fees (BPay and merchant fees) - \$28,055.



The City has several payment runs each month to ensure its trade suppliers are paid on a timely basis, particularly local and small businesses.

Also attached is the monthly credit card payments report, showing July transactions (paid in August) grouped by cardholder position.

There were 16 transactions made on the CEO's credit card for \$1,335.

The following table summarises all purchases made by corporate credit cards for the month of July, representing 0.53% of the City's monthly expenditure spend:

Description	Amount	Major items
Supplies and Materials Purchases	15,615	Library books, Council newspaper, stationery, bus hire, possum bridge camera, ARC wheel chair parts, flares for marina boat
Travel and Accommodation	9,765	Aus Disaster Resilience flights, ALGA Conference accommodation, NGA accommodation, University of Technology Sydney training flights and accommodation
Subscriptions and Memberships	7,493	Library marketing platform, ARC member retention software, ARC systemHUB subscription, FDC enrolment and Harmony annual fees
Application, Licence, Registration Fees	6,638	Local Government membership, HWRP licence, ARC Health Aquatic Facility annual inspection, planning application fee
Equipment Purchases	6,423	External chute battery replacement, YA tables for Spearwood Library, carpet bowl for activity
Program Costs	5,865	Outrage program, Lino printing program
Training & Professional Development	5,022	ICAM, forklift, Circuitwest Showcase, University of Technology Sydney training,
Events and Functions	4,246	CSC outing, library events, Cockburn Global Event 24, Hiroshima Day, Indian Ocean Defence and Security Conference
Disputed Transaction	3,783	Disputed transactions
Conferences and Seminars	3,524	Australia Disaster Resilience Conference, PIA WA State conference, AMDA Foundation, WALGA P&C Seminar
Advertising	3,414	Facebook and Google advertising
Meeting/Workshop Catering	3,336	Tree planting, NAIDOC Week, Community Development meeting refreshments
Professional Services	2,684	Rangewood cleaning, CS Legal Debt Recovery, ALIA Jobs Board
Hire of Equipment and Facilities	1,167	Indoor plant hire, Beeliar Hub venue hire
Parking Expenses	134	Parking expenses
Bank and Other Fees	76	Bank fees
<b>Grand Total</b>	<b>79,184</b>	

The Department of Local Government, Sport and Cultural Industries has provided guidance on the types of purchase cards to be included in monthly reporting to Council, being those using an approved line of credit. These include the following:

- business or corporate credit cards
- debit cards
- store cards
- fuel cards
- taxi cards.

The City has reviewed its purchase cards held across the City and identified the following usage for August 2024:

- Woolworths Group – 8 cards totalling \$4,901.
- Bunnings PowerPass - 18 cards totalling \$6,338.
- BP Plus fuel card – 92 cards totalling \$30,615.

### Local Procurement

Monthly statistics on local and regional procurement spend are summarised below, showing the spend amounts and percentages against total spend:

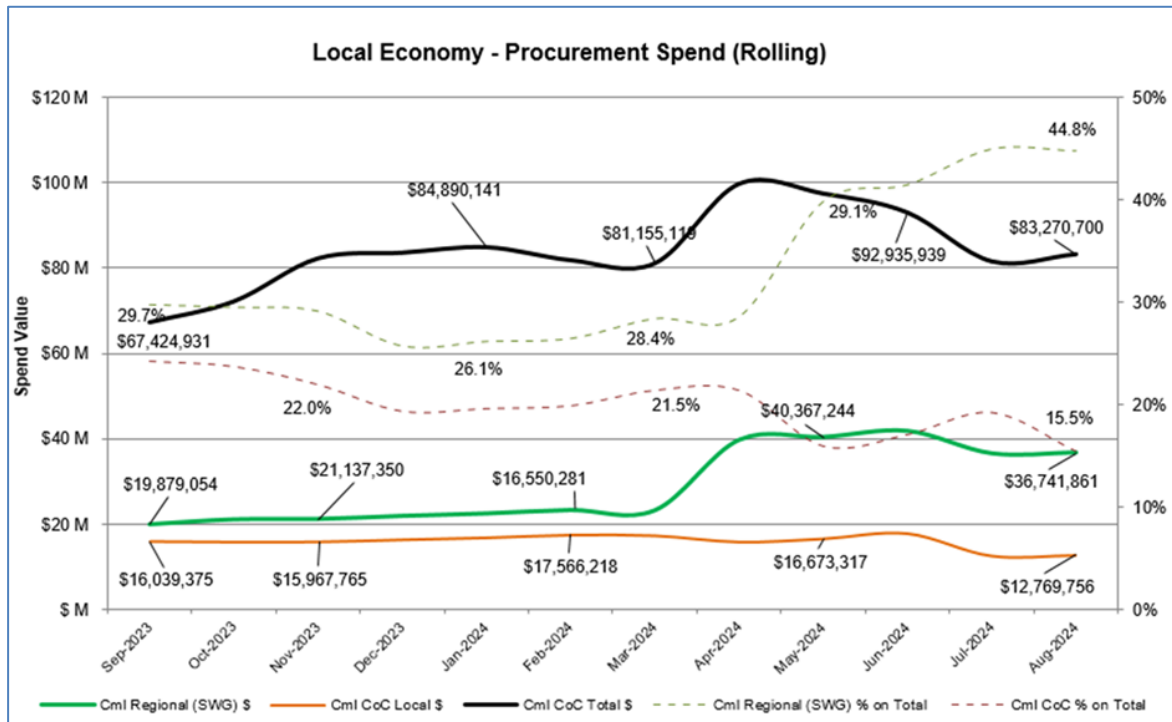
Procurement Report - Local Buy Summary & Trends					August 2024	
Monthly Statistics	CoC Local Spend	\$1,756,234	CoC Local \$	21.65%	CoC Local Qty	20.00%
	Local/Regional Spend	\$2,276,889	Local/Regional \$	28.07%	Local/Regional Qty	24.61%
Aboriginal Engagement	Suppliers used YTD	8	Orders raised YTD	127	Committed spend YTD	\$67,631

In August, local spending within Cockburn made up 21.65 percent of the City's monthly spend, comprising 20.00 percent of all procurement transactions made for the month.

Within the Perth South West Metropolitan Alliance (PSWMA) region, this increased to 28.07 percent of monthly spend from 24.61 percent of transactions.



The following one year rolling chart to August 2024 tracks the City's procurement spend with businesses located within Cockburn and the PSWMA:



The 12-month rolling local Cockburn spend was \$12.77 million, representing 15.5 percent of the City's total spend, with \$36.74 million or 44.8 percent of total spend within the PSWMA.

These results track the City's performance in achieving Council's "local and regional economy" and the "social" principle contained within its Procurement Policy (i.e. a buy local procurement preference).

### Social Procurement

To the end of August, the City had engaged eight (8) aboriginal businesses, with a total YTD spend of \$67,631. This is compared to 21 businesses and \$184,167 for the financial year ended 30 June 2024.

The City aims to improve its procurement spend with Aboriginal businesses in FY25 and outperform the results for FY24.

**Strategic Plans/Policy Implications**Local Economy

A sustainable and diverse local economy that attracts increased investment and provides local employment.

- Thriving local commercial centres, local businesses and tourism industry.

Listening & Leading

A community focused, sustainable, accountable and progressive organisation.

- Best practice Governance, partnerships and value for money.
- High quality and effective community engagement and customer service experiences.

**Budget/Financial Implications**

All payments made have been provided for within the City's Annual Budget, as adopted and amended by Council.

**Legal Implications**

This item ensures compliance with s6.10(d) of the Local Government Act 1995 and Regulations 12, 13, and 13A of the *Local Government (Financial Management) Regulations 1996*.

**Community Consultation**

N/A

**Risk Management Implications**

Council is receiving the list of payments already made by the City under delegation in meeting its contractual obligations.

This is a statutory requirement and allows Council to review and clarify any payment that has been made.

**Advice to Proponent(s)/Submitters**

N/A

**Implications of Section 3.18(3) *Local Government Act 1995***

Nil



## August 2024 PAYMENT LISTING

## MUNICIPAL FUND

<b>Payment Number</b>	<b>Account Number</b>	<b>Payee Name</b>	<b>Payment Listing Description</b>	<b>Date</b>	<b>Alloc Amount</b>
EF171499	26752	Mg Group Wa	Construction	2/08/2024	1,390,419.43
EF171500	10152	Aust Services Union	Payroll Deductions	5/08/2024	754.50
EF171501	10154	Australian Taxation Office	Payroll Deductions	5/08/2024	584,927.00
EF171502	10305	Child Support Agency	Payroll Deductions	5/08/2024	3,407.76
EF171503	19726	Health Insurance Fund Of Wa	Payroll Deductions	5/08/2024	839.60
EF171504	27874	Smartsalary	Salary Packaging/Leasing Administration	5/08/2024	12,865.12
EF171505	28458	Easi Group	Novated Leasing	5/08/2024	11,803.18
EF171506	28741	The Local Government, Racing & Cemeteries Employees Union Wa Lgrceu	Union	5/08/2024	22.00
EF171507	28890	Construction Forestry Mining Energy Union - Construction & G Cfmeu Wa - Co	Payroll Deductions	5/08/2024	30.00
EF171508	11333	Shelford Constructions Pty Ltd	Construction Services	6/08/2024	632,299.40
EF171509	17297	Australian Institute Of Traffic Planning And Management Aitpm	Membership / Seminars	6/08/2024	3,870.00
EF171510	19533	Woolworths Group Ltd (Woolworths & Big W)	Groceries	6/08/2024	753.15
EF171511	26987	Cti Risk Management	Security - Cash Collection	6/08/2024	285.60
EF171512	27381	Fit For Life Exercise Physiology	Exercise Classes	6/08/2024	2,376.00
EF171513	99997	Family Day Care	Fdc Payment W/E 04/08/2024	8/08/2024	49,206.62
EF171514	10118	Australia Post	Postage Charges	13/08/2024	101,598.80
EF171515	26987	Cti Risk Management	Security - Cash Collection	13/08/2024	1,428.20
EF171516	10058	AlSCO Pty Ltd	Hygiene Services/Supplies	16/08/2024	385.84
EF171517	10086	Arteil Wa Pty Ltd	Ergonomic Chairs	16/08/2024	618.20
EF171518	10091	Aslab Pty Ltd	Asphalting Services/Supplies	16/08/2024	4,818.22
EF171519	10184	Benara Nurseries	Plants	16/08/2024	11,067.20
EF171520	10207	Boc Gases	Gas Supplies	16/08/2024	631.76
EF171521	10209	Boffins Books Boffins Bookshop Pty Ltd T/As Boffins Books	Books	16/08/2024	453.49
EF171522	10212	Boss Bollards	Security Products	16/08/2024	4,361.50
EF171523	10221	Bp Australia Pty Ltd	Diesel/Petrol Supplies	16/08/2024	25,402.42
EF171524	10226	Bridgestone Australia Ltd	Tyre Services	16/08/2024	60,135.28
EF171525	10239	Busby Investments Pty Ltd. Budget Rent A Car - Perth	Motor Vehicle Hire	16/08/2024	285.00
EF171526	10246	Bunnings Building Supplies Pty Ltd	Hardware Supplies	16/08/2024	4,289.23
EF171527	10279	Castrol Australia Pty Ltd	Grease/Lubricants	16/08/2024	5,942.20
EF171528	10325	City Of Fremantle	Contributions & Cost Sharing	16/08/2024	9,652.04
EF171529	10333	Cjd Equipment Pty Ltd	Hardware Supplies	16/08/2024	6,248.18
EF171530	10359	Cockburn Painting Service	Painting Supplies/Services	16/08/2024	13,244.00
EF171531	10390	The Trustee For The Standard Building Trust Computer Badge Embroidery	Embroidery	16/08/2024	275.00
EF171532	10422	Reitsema Packaging	Road Litter Bags	16/08/2024	770.00
EF171533	10454	Welltechnics Pty Ltd Darling Downs Drilling	Water Well Drilling	16/08/2024	49,956.80
EF171534	10483	Landgate	Mapping/Land Title Searches	16/08/2024	11,470.30
EF171535	10526	E & Mj Rosher Pty Ltd	Mower Equipment	16/08/2024	378.19
EF171536	10528	Easifleet	Vehicle Lease	16/08/2024	522.74
EF171537	10535	Workpower Incorporated	Employment Services - Planting	16/08/2024	10,988.39
EF171538	10589	Fines Enforcement Registry	Fines Enforcement Fees	16/08/2024	5,160.00
EF171539	10590	Department Of Fire And Emergency Services	Esl Levy & Related Costs	16/08/2024	7,524.00
EF171540	10655	Ghd Pty Ltd	Consultancy Services	16/08/2024	13,890.69

EF171541	10683	Gronbek Security	Locksmith Services	16/08/2024	25,200.88
EF171542	10791	Jasman Enterprises	High Pressure Cleaning	16/08/2024	544.50
EF171543	10794	Jason Signmakers	Signs	16/08/2024	18,585.95
EF171544	10879	Les Mills Aerobics	Instruction/Training Services	16/08/2024	1,768.08
EF171545	10892	Local Government Professionals Australia Wa	Subscription	16/08/2024	190.00
EF171546	10923	Major Motors Pty Ltd	Repairs/Maintenance Services	16/08/2024	567,386.26
EF171547	10944	Mcleods	Legal Services	16/08/2024	2,786.89
EF171548	10991	Beacon Equipment	Mowing Equipment	16/08/2024	7,031.70
EF171549	11036	Northlake Electrical Pty Ltd	Electrical Services	16/08/2024	147,904.54
EF171550	11152	Fulton Hogan Industries Pty Ltd	Road Maintenance	16/08/2024	9,416.00
EF171551	11247	Richgro Wa	Gardening Supplies	16/08/2024	602.58
EF171552	11248	Ricoh Australia	Office Equipment	16/08/2024	31.50
EF171553	11307	Satellite Security Services Pty Ltd	Security Services	16/08/2024	17,285.93
EF171554	11333	Shelford Constructions Pty Ltd	Construction Services	16/08/2024	720,337.40
EF171555	11387	Bibra Lake Soils	Soil & Limestone Supplies	16/08/2024	230.00
EF171556	11449	Spearwood Florist Ultimate Co Pty Ltd	Floral Arrangements	16/08/2024	195.00
EF171557	11483	St John Ambulance Aust Wa Operations	First Aid Courses	16/08/2024	680.00
EF171558	11502	State Law Publisher	Advertising Services	16/08/2024	95.94
EF171559	11511	Statewide Bearings	Bearing Supplies	16/08/2024	25.40
EF171560	11619	Titan Ford	Purchase Of Vehicles & Servicing	16/08/2024	41,835.99
EF171561	11625	Nutrien Water	Reticulation Supplies	16/08/2024	3,594.60
EF171562	11632	Town Of Bassendean	Youth Services	16/08/2024	335.00
EF171563	11642	Trailer Parts Pty Ltd	Trailer Parts	16/08/2024	325.05
EF171564	11701	Vibra Industrial Filtration Australasia	Filter Supplies	16/08/2024	200.20
EF171565	11773	Nutrien Ag Solutions	Chemical Supplies	16/08/2024	792.00
EF171566	11787	Department Of Transport	Vehicle Search Fees	16/08/2024	937.20
EF171567	11789	Walga	Advertising/Training Services	16/08/2024	106,733.10
EF171568	11793	Western Irrigation Pty Ltd	Irrigation Services/Supplies	16/08/2024	30,712.76
EF171569	11795	Western Power	Street Lighting Installation & Service	16/08/2024	7,320.00
EF171570	11828	Worldwide Online Printing - O'connor	Printing Services	16/08/2024	1,580.00
EF171571	12018	O'connor Lawnmower & Chainsaw Centre	Mowing Equipment/Parts/Services	16/08/2024	380.00
EF171572	12153	Hays Personnel Services Pty Ltd	Employment Services	16/08/2024	2,526.71
EF171573	12589	Australian Institute Of Management	Training Services	16/08/2024	1,358.00
EF171574	13475	The Trustee For Burgess Rawson Wa Unit Trust Burgess Rawson (Wa) Pty Ltd	Property Management	16/08/2024	18,456.27
EF171575	13492	Chivers Marine	Marine Equipment	16/08/2024	1,746.59
EF171576	13779	Porter Consulting Engineers	Engineering Consultancy Services	16/08/2024	2,750.00
EF171577	13825	Jackson Mcdonald	Legal Services	16/08/2024	20,660.20
EF171578	13849	Mcmullen Nolan Group Pty Ltd	Surveying Services	16/08/2024	3,476.00
EF171579	15393	Stratagreen	Hardware Supplies	16/08/2024	7,813.21
EF171580	15786	Ad Engineering International Pty Ltd	Signs - Electronic	16/08/2024	2,787.40
EF171581	16653	Complete Portables Pty Ltd	Supply & Hire Of Modular Buildings	16/08/2024	1,909.83
EF171582	16914	Element Advisory Pty Ltd	Consultancy Services	16/08/2024	1,210.00
EF171583	16985	Wa Premix	Concrete Supplies	16/08/2024	1,857.90
EF171584	17345	Kennards Hire - Myaree	Equipment Hire	16/08/2024	8,500.40
EF171585	17471	Pirtek (Fremantle) Pty Ltd	Hoses & Fittings	16/08/2024	284.35
EF171586	18122	Signman	Signage	16/08/2024	3,069.00
EF171587	18272	Austraclear Limited	Investment Services	16/08/2024	99.95
EF171588	18494	Dept Of Biodiversity, Conservation And Attractions	Licence Renewal	16/08/2024	400.00

EF171589	18799	Down To Earth Training & Assessing	Training Services	16/08/2024	2,950.00
EF171590	18962	Sealanes (1985) P/L	Catering Supplies	16/08/2024	5,641.31
EF171591	19533	Woolworths Group Ltd (Woolworths & Big W)	Groceries	16/08/2024	1,456.31
EF171592	19762	Australian Training Management Pty Ltd	Training Services	16/08/2024	7,350.00
EF171593	20000	Aust West Auto Electrical Pty Ltd	Auto Electrical Services	16/08/2024	16,246.86
EF171594	20549	A1 Carpet, Tile & Grout Cleaning	Cleaning Services - Tiles/Carpet	16/08/2024	1,320.00
EF171595	21294	Cat Haven	Animal Services	16/08/2024	2,728.55
EF171596	21627	Manheim Pty Ltd	Impounded Vehicles	16/08/2024	572.00
EF171597	21744	Jb Hi Fi - Commercial	Electronic Equipment	16/08/2024	891.11
EF171598	21791	The Leisure Institute Of Wa (Aquatics) Inc.	Professional Organisation	16/08/2024	670.00
EF171599	21934	Phoenix Podiatry	Podiatry Services	16/08/2024	70.00
EF171600	21946	Ryan's Quality Meats	Meat Supplies	16/08/2024	2,228.26
EF171601	22106	Intelife Group	Services - Daip	16/08/2024	5,487.34
EF171602	22553	Brownes Food Operations	Catering Supplies	16/08/2024	1,446.44
EF171603	22658	South East Regional Centre For Urban Landcare Inc (Sercul)	Urban Landcare Services	16/08/2024	25,762.00
EF171604	22681	Abbey Blinds & Curtains	Blinds	16/08/2024	20,487.50
EF171605	22806	Chevron Australia Downstream Fuels Pty Ltd	Fuel Supplies	16/08/2024	153,395.25
EF171606	23332	Wrights Heavy Recovery	Towing Services	16/08/2024	1,980.00
EF171607	23351	Cockburn Gp Super Clinic Limited T/A Cockburn Integrated Health	Leasing Fees	16/08/2024	1,348.05
EF171608	23457	Totally Workwear Fremantle	Clothing - Uniforms	16/08/2024	5,252.35
EF171609	23570	A Proud Landmark Pty Ltd	Landscape Contruction Services	16/08/2024	4,455.00
EF171610	23685	Astro Synthetic Turf Pty Ltd	Site Inspections	16/08/2024	495.00
EF171611	23971	Find Wise Location Services	Locating Services - Underground	16/08/2024	11,358.60
EF171612	24275	Truck Centre Wa Pty Ltd	Purchase Of New Truck	16/08/2024	399.04
EF171613	24508	Rebecca Flanagan	Educational Musical Lessons	16/08/2024	350.00
EF171614	24655	Automasters Spearwood	Vehicle Servicing	16/08/2024	9,947.20
EF171615	24974	Scott Print	Printing Services	16/08/2024	948.20
EF171616	25063	Superior Pak Pty Ltd	Vehicle Maintenance	16/08/2024	9,930.82
EF171617	25102	Fremantle Mobile Welding	Welding Services	16/08/2024	11,103.40
EF171618	25121	Imagesource Digital Solutions	Billboards	16/08/2024	4,401.10
EF171619	25189	Sport And Recreation Surfaces Pty Ltd Sportand Recreation Surfaces Pty Ltd	Sports And Recreation Surfaces	16/08/2024	4,400.00
EF171620	25264	Acurix Networks Pty Ltd	Wifi Access Service	16/08/2024	6,338.20
EF171621	25284	Netball Wa	Rec. Umpire Training	16/08/2024	180.00
EF171622	25418	Cs Legal	Legal Services	16/08/2024	6,828.11
EF171623	25586	Envirovap Pty Ltd	Hire Of Leachate Units	16/08/2024	17,077.50
EF171624	25645	Yelakitj Moort Nyungar Association Inc	Welcome To The Country Performances	16/08/2024	400.00
EF171625	25813	Lg Connect Pty Ltd	Erp Systems Development	16/08/2024	8,787.36
EF171626	25822	Fit2work.Com.Au Mercury Search And Selection Pty Ltd	Employee Check	16/08/2024	138.27
EF171627	25972	Castledex Pty Ltd	Office Furniture	16/08/2024	385.00
EF171628	26114	Grace Records Management	Records Management Services	16/08/2024	1,603.39
EF171629	26257	Paperbark Technologies Pty Ltd	Arboricultural Consultancy Services	16/08/2024	10,790.54
EF171630	26303	Gecko Contracting Turf & Landscape Maintenance	Turf & Landscape Maintenance	16/08/2024	51,564.70
EF171631	26314	Cpe Group	Temporary Employment Services	16/08/2024	7,292.99
EF171632	26403	Ches Power Group Pty Ltd	Engineering Solutions / Back Up Generato	16/08/2024	1,743.50
EF171633	26449	Eco Shark Barrier Pty Ltd	Leasing Fee For Shark Barrier	16/08/2024	10,569.00
EF171634	26470	Scp Conservation	Fencing Services	16/08/2024	46,376.00
EF171635	26512	Xcellerate It Pty Ltd	It Equipment - Ocr Project	16/08/2024	14,256.00
EF171636	26602	Oclc (Uk) Ltd	Software Licences	16/08/2024	655.88

EF171637	26610	Tracc Civil Pty Ltd	Civil Construction	16/08/2024	96,825.30
EF171638	26618	Global Spill Control Pty Ltd	Road Safety Products	16/08/2024	884.03
EF171639	26623	Cromag Pty Ltd (Sigma Chemicals) Sigma Telford Group	Chemicals - Pool	16/08/2024	3,212.39
EF171640	26625	Andover Detailers	Car Detailing Services	16/08/2024	1,133.53
EF171641	26679	La Mint Events & Catering	Catering	16/08/2024	1,751.20
EF171642	26735	Shane McMaster Surveys	Survey Services	16/08/2024	16,500.00
EF171643	26778	Robert Walters	Recruitment Services	16/08/2024	5,641.35
EF171644	26789	Raeco	Supplier Of Library Shelving And Furnitu	16/08/2024	128.92
EF171645	26800	The Goods	Retail	16/08/2024	442.24
EF171646	26813	Buswest	Bus Hire	16/08/2024	525.00
EF171647	26882	Cohesion Labels	Stickers/Labels	16/08/2024	707.85
EF171648	26887	Ccs Strategic	Consultancy - Planning	16/08/2024	37,187.35
EF171649	26898	Spandex Asia Pacific Pty Ltd	Signage Supplier	16/08/2024	1,092.62
EF171650	26901	Alyka Pty Ltd	Digital Consultancy And Web Development	16/08/2024	3,132.00
EF171651	26904	Green Services	Sustainability Education For Households	16/08/2024	450.00
EF171652	26923	Woodlands	Rubbish Collection Equipment	16/08/2024	18,616.35
EF171653	26929	Elan Energy Matrix Pty Ltd	Recycling Services	16/08/2024	4,829.09
EF171654	26940	Floorwest Pty Ltd	Floor Coverings	16/08/2024	7,040.00
EF171655	26946	Av Truck Services Pty Ltd	Truck Dealership	16/08/2024	284.83
EF171656	26957	Jbs & G Australia Pty Ltd	Consultancy - Enviromental	16/08/2024	1,346.40
EF171657	26964	South Metropolitan Tafe	Education	16/08/2024	992.25
EF171658	26987	Cti Risk Management	Security - Cash Collection	16/08/2024	1,589.35
EF171659	26988	Bladon Wa Pty Ltd	Promotional Products	16/08/2024	30,195.00
EF171660	27010	Quantum Building Services Pty Ltd	Building Maintenance	16/08/2024	13,602.58
EF171661	27015	Intelli Trac	Gps Tracking	16/08/2024	10,263.00
EF171662	27023	Solargain Pv Pty Ltd	Solar Energy Provider	16/08/2024	5,400.00
EF171663	27028	Technogym Australia Pty Ltd	Fitness Equipment	16/08/2024	3,366.00
EF171664	27031	Downer Edi Works Pty Ltd	Asphalt Services	16/08/2024	1,803.53
EF171665	27054	Vocus Pty Ltd	Telecommunications	16/08/2024	7,898.00
EF171666	27059	Frontline Fire & Rescue Equipment	Manufacture-Fire Vehicles/Equipment	16/08/2024	4,800.07
EF171667	27077	Carbon Neutral	Carbon Solutions Provider	16/08/2024	2,226.40
EF171668	27082	Kulbardi Pty Ltd	Stationery Supplies	16/08/2024	2,297.57
EF171669	27092	Sprayline Spraying Equipment	Spraying Equipment	16/08/2024	176.00
EF171670	27133	Marindust Sales	Goal Posts	16/08/2024	980.10
EF171671	27138	Marina Industries Association Ltd	Accreditation	16/08/2024	176.00
EF171672	27143	Fully Promoted Success	Uniforms And Promotional Items	16/08/2024	181.50
EF171673	27154	Veolia Recycling & Recovery Pty Ltd	Waste Services	16/08/2024	82,033.07
EF171674	27177	Rentokil Initial Pty Ltd (Initial Hygiene)	Hygiene	16/08/2024	3,345.10
EF171675	27189	Healthstrong Pty Ltd Amplar Allied Health	Mobile Allied Health Services	16/08/2024	418.00
EF171676	27198	Green Promotions Pty Ltd	Promotional Supplies	16/08/2024	2,403.50
EF171677	27201	Wfs Australia Pty Ltd	Software	16/08/2024	358.84
EF171678	27222	Ashton Safety Health Environment	Safety, Health, Environment Consulting	16/08/2024	1,060.87
EF171679	27241	Landscape Elements	Landscaping Services	16/08/2024	145,167.50
EF171680	27243	Arjohuntleigh Pty Ltd	Supply, Repairs Health Equipemnt	16/08/2024	324.50
EF171681	27277	Department Of Water And Environmental Regulation	Quarterly Land Fill Levy	16/08/2024	8,704.00
EF171682	27293	Basketball Wa	Sporting Events	16/08/2024	275.00
EF171683	27346	Office Line	Furniture Office	16/08/2024	2,574.00
EF171684	27374	Southern Cross Cleaning	Commercial Cleaning	16/08/2024	7,872.18

EF171685	27377	Accidental Health And Safety - Perth	First Aid Supplies	16/08/2024	758.69
EF171686	27385	Programmed Electrical Technologies	Electrical Services	16/08/2024	4,840.00
EF171687	27396	Ankeet Mehta Spearwood Newspaper Round Delivery	Newspaper Delivery	16/08/2024	172.80
EF171688	27401	Emprise Mobility	Mobility Equipment	16/08/2024	12,598.00
EF171689	27423	Mechanical Project Services Pty Ltd	Airconditioning Services	16/08/2024	9,427.55
EF171690	27427	Home Chef	Cooking/Food Services	16/08/2024	617.76
EF171691	27431	United Diamond Tools	Tools	16/08/2024	1,980.00
EF171692	27438	Ertech Pty Ltd	Engineering Civil	16/08/2024	58,779.05
EF171693	27455	The Trustee For Ssh Group Safety Trust Ocula (Aus)	Cctv Parts	16/08/2024	70,249.40
EF171694	27476	Merchandising Libraries Pty Ltd	Signage & Displays	16/08/2024	500.50
EF171695	27499	Hodge Collard Preston Architects	Architects	16/08/2024	11,502.64
EF171696	27507	Serco Facilities Management Pty Ltd	Cleaning Services	16/08/2024	4,848.95
EF171697	27510	Plastic Welding Wa	Welding Services	16/08/2024	550.00
EF171698	27518	Kyocera Document Solutions Australia Pty Ltd	Photocopying Machines	16/08/2024	2,475.20
EF171699	27534	Ralph Beattie Bosworth	Quantity Survey	16/08/2024	7,452.50
EF171700	27539	Jasmin Carpentry & Maintenance	Carpentry	16/08/2024	1,674.75
EF171701	27547	Impressions Catering	Catering	16/08/2024	4,382.90
EF171702	27566	Thuroona Services	Asbestos Removal	16/08/2024	4,752.00
EF171703	27579	Soco Studios	Photography Services	16/08/2024	330.00
EF171704	27596	Allwest Plant Hire Australia Pty Ltd	Plant Hire And Civil Contracting	16/08/2024	33,204.28
EF171705	27613	Redimed Pty Ltd	Medical & Health Services	16/08/2024	5,577.00
EF171706	27617	Atturra Business Applications	Consultancy - It	16/08/2024	5,720.00
EF171707	27622	Trugrade Medical Supplies	Medical Supplies	16/08/2024	5,608.55
EF171708	27631	Aquatic Services Wa Pty Ltd	Pool Equipment & Maintenance	16/08/2024	6,971.34
EF171709	27635	Mammoth Security	Security	16/08/2024	52.60
EF171710	27650	Datacom Systems (Au) Pty Ltd	It Sales, Consulting & Service	16/08/2024	170.94
EF171711	27657	Positive Balance Massage	Massage Therapy	16/08/2024	360.00
EF171712	27664	Disability Awareness Training	Training Disabilities	16/08/2024	2,250.00
EF171713	27676	Blue Force Pty Ltd	Security Services	16/08/2024	125,074.87
EF171714	27684	Jani Murphy Pty Ltd	Training	16/08/2024	3,088.80
EF171715	27701	Perth Better Homes	Shade Sails	16/08/2024	275.00
EF171716	27702	Archae-Aus Pty Ltd	Consultancy - Cultural	16/08/2024	26,481.68
EF171717	27722	Metra Australia	Software	16/08/2024	2,666.13
EF171718	27724	Active Xchange Pty Ltd	Data Analysis	16/08/2024	3,245.00
EF171719	27751	Es2 Pty Ltd	Cyber Space Security	16/08/2024	18,612.34
EF171720	27778	Culture Counts Australia	Surveying/Marketing Services	16/08/2024	7,617.50
EF171721	27794	Domus Nursery	Plant Nursery	16/08/2024	685.96
EF171722	27797	City Lift Services Pty Ltd	Lift Maintenance	16/08/2024	4,171.75
EF171723	27812	Oceanis International Pty Ltd	Consultancy - Aquatic	16/08/2024	9,735.00
EF171724	27819	Axiis Contracting Pty Ltd	Concrete Works	16/08/2024	6,267.25
EF171725	27850	Dowsing Group Pty Ltd	Concreting Services	16/08/2024	43,022.85
EF171726	27856	My Flex Health International	Nursing Services	16/08/2024	143.00
EF171727	27890	Tabec Pty Ltd	Engineering Services	16/08/2024	2,167.00
EF171728	27894	Homecare Physiotherapy	Healthcare	16/08/2024	21,101.94
EF171729	27898	Amana Living Training Institute	Training & Education	16/08/2024	200.00
EF171730	27917	Go Doors Advanced Automation	Door Maintenance & Repair	16/08/2024	16,423.87
EF171731	27965	Stantec Australia Pty Ltd	Engineering Services	16/08/2024	19,283.55
EF171732	27969	Perfect Gym Solutions	Software For Gym's	16/08/2024	238.81

EF171733	27976	Melville Toyota	Motor Cars	16/08/2024	190.30
EF171734	27992	Learning Horizons	Training/Education	16/08/2024	7,920.00
EF171735	28003	Taylor Made Design	Graphic Design	16/08/2024	1,056.00
EF171736	28034	Visual Workwear	Ppe	16/08/2024	175.89
EF171737	28047	Mitchell Garlett	Ceremonial Services	16/08/2024	1,900.00
EF171738	28049	Copy Magic	Printing Services	16/08/2024	809.60
EF171739	28051	Probeat Djs	Dj Services	16/08/2024	900.00
EF171740	28058	Sage Consulting Engineers Pty Ltd	Consultancy - Engineering	16/08/2024	14,245.00
EF171741	28102	Community Data Solutions	Financial Services	16/08/2024	623.70
EF171742	28168	Sifting Sands	Sand Cleaning	16/08/2024	10,732.70
EF171743	28174	Central West Refrigeration Pty Ltd	Refrigeration	16/08/2024	917.76
EF171744	28181	Seaview Rentals	Aquarium Servicing	16/08/2024	196.00
EF171745	28191	Enviro Sweep	Sweeping Services	16/08/2024	5,489.00
EF171746	28196	Brightmark Group Pty Ltd	Cleaning Services	16/08/2024	5,817.71
EF171747	28197	Lite N Easy Pty Ltd	Food Supplies	16/08/2024	1,935.68
EF171748	28201	Select Fresh	Food Supplies	16/08/2024	477.27
EF171749	28206	Destination Perth	Marketing	16/08/2024	1,430.00
EF171750	28215	Complete Office Supplies Pty Ltd	Stationery	16/08/2024	4,617.93
EF171751	28218	Laminar Capital Pty Ltd	Financial Services	16/08/2024	1,595.00
EF171752	28228	Delta Roofing Pty Ltd	Roofing Services	16/08/2024	22,401.50
EF171753	28231	Typeset Pty Ltd	Editorial And Business Communications Se	16/08/2024	1,782.00
EF171754	28235	Otium Planning Group Pty Ltd	Management Consulting	16/08/2024	4,950.00
EF171755	28241	Swift Flow Pty Ltd	Plumbing	16/08/2024	46,492.85
EF171756	28246	Hendercare	Nursing Services	16/08/2024	1,820.58
EF171757	28258	Garden Care West	Gardening Services	16/08/2024	547.25
EF171758	28261	Hazed Services Pty Ltd	Safety - Roof	16/08/2024	4,235.00
EF171759	28265	Tree Care Wa	Vegetation Maintenance Services	16/08/2024	5,563.91
EF171760	28270	Volunteer Home Support	Aged Care	16/08/2024	316.80
EF171761	28275	Farrington Dry Cleaners	Dry Cleaning	16/08/2024	165.00
EF171762	28277	Gesha Coffee Co	Coffee Supplies	16/08/2024	1,518.60
EF171763	28287	All Lines	Linemarking	16/08/2024	1,760.00
EF171764	28288	The Trustee For The Lovett Family Trust Interfire Agencies	Supplier Of Fire, Rescue, Medical And Em	16/08/2024	7,953.18
EF171765	28289	Grafton General Products	Mobility Equipment	16/08/2024	311.30
EF171766	28297	Techbrain	It Consultancy	16/08/2024	492.46
EF171767	28303	Miracle Recreation Equipment	Playground Equipment	16/08/2024	4,755.30
EF171768	28308	Vision Australia Limited	Vision Impaired Items	16/08/2024	165.00
EF171769	28318	Ati-Mirage	Training	16/08/2024	7,397.50
EF171770	28361	Indoor Gardens Pty Ltd	Hiring Indoor Plants	16/08/2024	1,607.76
EF171771	28371	Flexi Staff	Employment Services	16/08/2024	17,690.17
EF171772	28374	Corelogic Asia Pacific	Property Data	16/08/2024	3,960.00
EF171773	28378	Advoc8 Grm Pty Ltd	Software	16/08/2024	16,498.90
EF171774	28381	Sandwai Pty Ltd	Software	16/08/2024	1,934.90
EF171775	28392	Mcs Civil Contracting	Engineering/Earthworks	16/08/2024	33,293.15
EF171776	28401	Halytech Pty Ltd	Design & Manufacture Of Electronic Equip	16/08/2024	3,740.00
EF171777	28407	Engine Protection Equipment Pty Ltd	Spare Parts	16/08/2024	72.26
EF171778	28409	Sanpoint Pty Ltd (Ld Total)	Landscape Services	16/08/2024	31,409.33
EF171779	28410	Wa Temporary Fencing Supplies	Hire Fencing	16/08/2024	858.00
EF171780	28426	Power Paving Pty Ltd	Paving Services	16/08/2024	14,630.00

EF171781	28428	Wa Bolts Pty Ltd	Fixings & Fasteners	16/08/2024	33.58
EF171782	28432	All Stamps	Stamps	16/08/2024	71.30
EF171783	28454	Aussie Natural Spring Water	Water Supplies	16/08/2024	609.35
EF171784	28461	Carealert	Entertainment	16/08/2024	445.49
EF171785	28463	Antree Dnh Pty Ltd	Gardening	16/08/2024	4,635.84
EF171786	28475	Host Corporation Pty Ltd	Catering Supplies	16/08/2024	338.58
EF171787	28505	Maltia Caffè The Trustee For Caruana Family Trust	Cafe And Catering Services	16/08/2024	303.00
EF171788	28508	T C Waste (Wa) Pty Ltd (D & M Waste Management) D & M Waste Management	Waste Management	16/08/2024	8,580.00
EF171789	28516	Classic Hire	Equipment Hire	16/08/2024	2,992.00
EF171790	28522	Bing Technologies Pty Ltd	Mailing Services	16/08/2024	230.30
EF171791	28529	Hans Botellho	Music Performance	16/08/2024	825.00
EF171792	28563	Kodak Alaris Australia Pty Limited	Document Capture	16/08/2024	8,333.16
EF171793	28566	Prime Civil Pty Ltd	Civil Construction	16/08/2024	13,167.00
EF171794	28569	Choiceone Pty Ltd	Recruitment Services	16/08/2024	23,856.91
EF171795	28579	Project M Group	Building Works, Repairs & Maintenance	16/08/2024	9,411.91
EF171796	28584	Ausco Modular Pty Ltd	Hire Services	16/08/2024	2,552.78
EF171797	28587	Sos Mechanical Solutions	Mechanical Services (Hvac)	16/08/2024	2,134.00
EF171798	28610	Green Values Australia	Environmental Consultancy	16/08/2024	7,266.60
EF171799	28611	Circuitwest Inc	Arts Support Organisation	16/08/2024	3,300.00
EF171800	28615	Diversity Focus	Education And Training	16/08/2024	3,845.60
EF171801	28618	Tunstall Healthcare	Medical Alarm Equipment & Monitoring	16/08/2024	27.45
EF171802	28621	Imprint Plastic	Printing	16/08/2024	476.96
EF171803	28632	Total Connections Pty Ltd	Hose, Hydraulics & Fire Protection Servi	16/08/2024	1,863.30
EF171804	28644	The Trustee For Humphrey Group Trust Active Discovery	Playground Construction	16/08/2024	715.00
EF171805	28652	Omnicom Media Group Australia Pty Ltd Omnicom Media Group Australia Pty Ltd	Media And Advertising Services	16/08/2024	1,065.16
EF171806	28655	Rockingham Glass Reads West Coast Maintenance Pty Ltd	Emergency Glass Repair	16/08/2024	495.66
EF171807	28664	Vero Photography Perth Ross, David Alexander	Photography And Videography	16/08/2024	714.98
EF171808	28667	Nuturf Australian Agribusiness Holdings Pty Ltd	Landscaping - Turf	16/08/2024	1,133.00
EF171809	28668	Artisan Alley Pty Ltd (Gather Foods)	Catering	16/08/2024	6,737.50
EF171810	28673	Uhg Trading Pty Ltd (Unicare Health)	Mobility And Home Care Products	16/08/2024	1,475.00
EF171811	28686	Aged & Community Care Providers Association Ltd	Care Services	16/08/2024	2,413.40
EF171812	28700	Securitech Consultancy Solutions Pty Ltd Full Circle Partners Pty Ltd	It Recruitment And Consultancy Services	16/08/2024	24,420.00
EF171813	28703	Altus Planning Pty Ltd	Altus Planning	16/08/2024	1,581.25
EF171814	28708	Ultimo Catering & Events Pty Ltd	Catering & Events	16/08/2024	588.00
EF171815	28712	Sensen Networks Operations Pty Ltd	Ai Solutions For Automating Live (Real-T	16/08/2024	41,800.00
EF171816	28731	O'donnell, Crystal Dawn Dementia Together	Healthcare - Occupational Therapy	16/08/2024	270.50
EF171817	28747	Essential Coffee Pty Ltd	Commercial Coffee Machines & Related Pro	16/08/2024	115.62
EF171818	28753	Agtech International Pty Ltd Schaffer Loaders	Machinery Wholesaling	16/08/2024	313,255.60
EF171819	28760	Spawtz Pty Ltd	Competition Management And Payments Soft	16/08/2024	1,975.00
EF171820	28762	Hart Sport Australia Pty Ltd Hart Sport	Supply Sporting Equipment	16/08/2024	317.50
EF171821	28767	The Trustee For Bugbusters Unit Trust Bug Busters	Pest Control	16/08/2024	2,453.00
EF171822	28778	Isuscribe Pty Limited	Magazine Subscription Company	16/08/2024	347.80
EF171823	28781	Priority 1 Fire And Safety Pty Ltd	Emergency Response Training, Products An	16/08/2024	1,650.00
EF171824	28787	Blue Assist Pty Ltd	Supply And Install Emergency Help Device	16/08/2024	855.15
EF171825	28821	The Trustee For The Bg Trust Polmac Trailers	Custom Built Trailers	16/08/2024	15,400.00
EF171826	28823	Synergy Business Systems Pty Ltd Boss Industrial	Industrial Supply	16/08/2024	54.60
EF171827	28831	Safepath Pty Ltd	Concrete Footpath Grinding To Remove T	16/08/2024	1,292.50
EF171828	28852	Cti Couriers Pty Ltd	Courier Services	16/08/2024	2,867.66

EF171829	28866	Allflow Industrial Australia Pty Ltd Allflow Industrial	Waste Water Processing	16/08/2024	1,058.75
EF171830	28868	City Of Kwinana Perth South West Metropolitan Alliance	Local Government	16/08/2024	66,038.50
EF171831	28873	The Trustee For Sciorio Family Trust Aaa Windscreens & Tinting	Automotive Glass Replacement And Tinting	16/08/2024	132.00
EF171832	28874	The Trustee For Alara Trust Earthside Eco Bums	Earthside Eco Bums Cloth Nappy Education	16/08/2024	330.00
EF171833	28884	Social Pinpoint Pty Ltd	Software	16/08/2024	35,700.00
EF171834	28895	Acclaimed Catering Pty Ltd Acclaimed Catering	Food Catering	16/08/2024	5,376.80
EF171835	28897	Mcleods Lawyers Pty Ltd Mcleods Lawyers	Legal Service	16/08/2024	16,834.91
EF171836	28899	Ams Group Pty Ltd Av Media Systems	Audio Visual	16/08/2024	10,868.00
EF171892	99996	Simon B Smith	Rates and Property related refunds	16/08/2024	3,600.00
EF171893	99996	Janie E Davey	Rates and Property related refunds	16/08/2024	614.50
EF171894	99996	Dean Thake	Rates and Property related refunds	16/08/2024	3,000.00
EF171895	99996	Graham F Dudley & Karin Dudley	Rates and Property related refunds	16/08/2024	900.00
EF171896	99996	Tamara Caygill	Rates and Property related refunds	16/08/2024	100.00
EF171897	99996	Vicki Lambert	Rates and Property related refunds	16/08/2024	30.00
EF171898	99996	Russell McGaw	Rates and Property related refunds	16/08/2024	77.50
EF171899	99996	Noal And Rachel Atkinson	Rates and Property related refunds	16/08/2024	77.50
EF171900	99996	Sinnikka O'Neil	Rates and Property related refunds	16/08/2024	51.66
EF171901	99996	Emma Fitzgerald	Rates and Property related refunds	16/08/2024	150.00
EF171902	99996	Pauk Gilbert Trefry	Rates and Property related refunds	16/08/2024	150.00
EF171903	99996	Brooke Brown	Rates and Property related refunds	16/08/2024	100.00
EF171904	99996	Laura Alcarria	Rates and Property related refunds	16/08/2024	50.00
EF171905	99996	Maria Beard	Rates and Property related refunds	16/08/2024	50.00
EF171906	99996	Luntian Building Design Solutions	Rates and Property related refunds	16/08/2024	237.82
EF171907	99996	Complywest Pty Ltd	Rates and Property related refunds	16/08/2024	125.20
EF171908	99996	Ronald Goldsword	Rates and Property related refunds	16/08/2024	56.65
EF171909	99996	Amanda Rowe	Rates and Property related refunds	16/08/2024	56.65
EF171910	99996	Liam Gretgrix	Rates and Property related refunds	16/08/2024	56.65
EF171911	99996	Advanced Patios	Rates and Property related refunds	16/08/2024	56.65
EF171912	99996	Angelo Falduzzi	Rates and Property related refunds	16/08/2024	56.65
EF171913	99996	Steven Carrabs	Rates and Property related refunds	16/08/2024	56.65
EF171914	99996	Mega Signage Perth	Rates and Property related refunds	16/08/2024	56.65
EF171915	99996	Ryan Lamperd	Rates and Property related refunds	16/08/2024	56.65
EF171916	99996	Chris Steele	Rates and Property related refunds	16/08/2024	56.65
EF171917	99996	Cygnnet West Pty Ltd	Rates and Property related refunds	16/08/2024	52.00
EF171918	99996	Complete Approvals	Rates and Property related refunds	16/08/2024	171.65
EF171919	99996	Te W Querino	Rates and Property related refunds	16/08/2024	1,826.21
EF171920	99996	Paul F Twiss	Rates and Property related refunds	16/08/2024	190.53
EF171921	99996	Shane Jacob Settlements	Rates and Property related refunds	16/08/2024	152.03
EF171922	99996	Prd Perth Real Estate	Rates and Property related refunds	16/08/2024	436.35
EF171923	99996	Carlin Team	Rates and Property related refunds	16/08/2024	1,347.00
EF171924	99996	Etuat Palelei	Rates and Property related refunds	16/08/2024	537.27
EF171925	99996	Andrew Meredith	Rates and Property related refunds	16/08/2024	912.72
EF171926	99996	Brian Anslow	Rates and Property related refunds	16/08/2024	178.42
EF171927	99996	Rates And Property Related Eft Refunds (Not Bonds)	Rates and Property related refunds	16/08/2024	1,830.43
EF171928	99996	Jennifer Johnson	Rates and Property related refunds	16/08/2024	461.09
EF171929	99996	Ian C De Castro	Rates and Property related refunds	16/08/2024	2,940.36
EF171930	99996	Hedley Chan	Rates and Property related refunds	16/08/2024	233.30
EF171931	10047	Alinta Energy	Natural Gas & Electricity Supply	16/08/2024	208.75

EF171932	11794	Synergy	Electricity Usage/Supplies	16/08/2024	412,217.29
EF171933	28571	Perth Energy Pty Ltd	Energy Supply	16/08/2024	10,199.58
EF171934	11758	Req Officers Do Not Use - Water Corp Utility Account Only - Please Refer To 1	Water Usage / Sundry Charges	16/08/2024	57,302.13
EF171935	11760	Water Corporation	Sewer Easement	16/08/2024	2,536.85
EF171936	88888	Yangebup Developments Pty Ltd	Bond refund	16/08/2024	66,201.02
EF171937	88888	Shimal Realstar Pty	Bond refund	16/08/2024	8,164.88
EF171938	88888	Wattleup Road Development Trust	Bond refund	16/08/2024	76,920.00
EF171939	88888	Vem Contracting Pty Ltd	Bond refund	16/08/2024	12,697.89
EF171940	88888	Frasers Property Ahl Limited Operating A	Bond refund	16/08/2024	4,995.16
EF171941	99997	Oscar Bates	Junior Sport Travel Assistance Grant	16/08/2024	400.00
EF171942	99997	Coc Grants, Donations & Refunds	Grants, Donations & Refunds	16/08/2024	50.00
EF171943	99997	Lana Spilcker	Nappy And Sanitary Product Rebate	16/08/2024	50.00
EF171944	99997	Anna-Janina Kluczyk	Nappy And Sanitary Product Rebate	16/08/2024	46.19
EF171945	99997	Miss Emma Patton	Nappy And Sanitary Product Rebate	16/08/2024	100.00
EF171946	99997	Adeline Praisly Indrawan Hoeneveld	Nappy And Sanitary Product Rebate	16/08/2024	50.00
EF171947	99997	Coc Grants, Donations & Refunds	Grants, Donations & Refunds	16/08/2024	50.00
EF171948	99997	Sanja Katich And Marilyn Major	Nappy And Sanitary Product Rebate	16/08/2024	50.00
EF171949	99997	J L Parrish Chee	Nappy And Sanitary Product Rebate	16/08/2024	49.99
EF171950	99997	Claire Donovan	Compost Bin Rebate	16/08/2024	50.00
EF171951	99997	Kirri Bolton	Cloth Nappy Rebate	16/08/2024	54.00
EF171952	99997	Sarah Chapman And Luke Holroyd	Compost Bin Rebate	16/08/2024	50.00
EF171953	99997	Alison Lindley	Individual Sponsorship	16/08/2024	800.00
EF171954	99997	Standing Fork	lv00020191107	16/08/2024	1,118.70
EF171955	99997	George Weston Food Limited	Unspent Fund	16/08/2024	125,979.15
EF171956	99997	Lachlan Mcdonald	Employee Reimbursement	16/08/2024	348.00
EF171957	99997	Malka Or	Bird Bath Rebate	16/08/2024	45.00
EF171958	99997	Neelamba Subramoney	Refund Of Seniors Centre Outing	16/08/2024	96.50
EF171959	99997	Melody Beier	Refund For Retirement Card	16/08/2024	14.99
EF171960	99997	Karen-Lee Armstrong	Individual Sponsorship For Charley-Rose	16/08/2024	400.00
EF171961	99997	Jak Hottes	Employee Reimbursement	16/08/2024	2,000.00
EF171962	99997	Elizabeth Lloyd	Refund For Taxi Fares & Food	16/08/2024	290.80
EF171963	99997	Brandon Foo	Individual Sponsorship	16/08/2024	600.00
EF171964	99997	Donna Louise Baker	Refund Request Membership Overcharge	16/08/2024	31.50
EF171965	99997	Cockburn Bowling & Recreational Club Inc	Inv-0427 Admiral Mechanical	16/08/2024	1,136.94
EF171966	99997	South Coogee Vol Bush Fire Brigade	Invoice No. 21072024-001	16/08/2024	646.31
EF171967	99997	Lisa Bennett	Refund Of Payment Rehab M'ship	16/08/2024	413.60
EF171968	99997	Brooke Nye Pratt	Sanitary Product Rebate	16/08/2024	22.00
EF171969	99997	Monique Hitchcock - M&M Hitchcock	Sanitary Product Rebate	16/08/2024	50.00
EF171970	99997	Joy M Cheong	Rebate For Sanitary And Nappy Products	16/08/2024	100.00
EF171971	99997	Jamie Goodwin Naomi Galeotti	Rebate For Compost Bin	16/08/2024	50.00
EF171972	99997	Hoda Hall	Cloth Nappy Rebate	16/08/2024	60.15
EF171973	99997	J F Donald	Wwc Petty Cash Reimbursement	16/08/2024	87.00
EF171974	99997	B Pang Enterprises	Invoice Inv-0177	16/08/2024	2,750.00
EF171975	99997	Sven Howorth	Compost Bin Rebate	16/08/2024	50.00
EF171976	99997	Naomi Galeotti	Refund For Sanitary Product Rebate	16/08/2024	50.00
EF171977	99997	Rh Ja Johnson	Invoice 0649 - Hiroshima Day	16/08/2024	250.00
EF171978	99997	Solange Martins	Waterwise Verge Scheme Rebate Payment	16/08/2024	141.00
EF171979	99997	Antonia Paparella	Nappy And Sanitary Product Rebate	16/08/2024	50.00

EF171980	99997	Janet Whitfield	Yoga Workshop	16/08/2024	600.00
EF171981	99997	Jason Byway	Waterwise Rebate	16/08/2024	250.00
EF171982	99997	Tyler Peirce	Waterwise Rebate	16/08/2024	112.09
EF171983	99997	Emma And Lee Height	Waterwise Rebate	16/08/2024	250.00
EF171984	99997	Paul Knight	Waterwise Rebate	16/08/2024	250.00
EF171985	99997	Envision Medical Imaging	Ref Invoice 568919 Byrn	16/08/2024	1,188.45
EF171986	99997	Cg & Lp Boynton	Waterwise Rebate	16/08/2024	250.00
EF171987	99997	Bibra Lakes Junior Football Club	Small Events Sponsorship	16/08/2024	2,000.00
EF171988	99997	Mare Luik	Employee Reimbursement	16/08/2024	624.81
EF171989	99997	Country Women's Association Of Wa	Small Events Sponsorship Acs2	16/08/2024	3,280.20
EF171990	10152	Aust Services Union	Payroll Deductions	16/08/2024	690.90
EF171991	10154	Australian Taxation Office	Payroll Deductions	16/08/2024	611,557.00
EF171992	10305	Child Support Agency	Payroll Deductions	16/08/2024	3,295.97
EF171993	19726	Health Insurance Fund Of Wa	Payroll Deductions	16/08/2024	839.60
EF171994	27874	Smartsalary	Salary Packaging/Leasing Administration	16/08/2024	12,865.12
EF171995	28458	Easi Group	Novated Leasing	16/08/2024	10,969.45
EF171996	28741	The Local Government, Racing & Cemeteries Employees Union Wa Lgrceu	Union	16/08/2024	22.00
EF171997	28890	Construction Forestry Mining Energy Union - Construction & G Cfmewu Wa - Co	Payroll Deductions	16/08/2024	30.00
EF171998	99997	Tanya Wasley	Employee Reimbursement	16/08/2024	1,677.00
EF171999	26987	Cti Risk Management	Security - Cash Collection	20/08/2024	2,347.05
EF172000	27277	Department Of Water And Environmental Regulation	Quarterly Land Fill Levy	20/08/2024	311,475.75
EF172001	26752	Mg Group Wa	Construction	22/08/2024	1,178,672.38
EF172002	99997	Family Day Care	Fdc Payment W/E 18/08/2024	22/08/2024	47,400.70
EF172003	16846	Action Glass & Aluminium	Glazing Services	27/08/2024	4,415.00
EF172004	26987	Cti Risk Management	Security - Cash Collection	27/08/2024	2,338.55
EF172005	27154	Veolia Recycling & Recovery Pty Ltd	Waste Services	27/08/2024	2,214.60
EF172006	27492	Superchoice Services Pty Limited	Payroll Deductions	21/08/2024	1,219,466.56
EF172007	10747	linet Limited	Internet Services	30/08/2024	1,009.88
EF172008	11758	Req Officers Do Not Use - Water Corp Utility Account Only - Please Refer To 1	Water Usage / Sundry Charges	30/08/2024	5,895.38
EF172009	11760	Water Corporation	Sewer Easement	30/08/2024	3,299.67
EF172010	10097	Blackwoods Atkins	Engineering Supplies	30/08/2024	1,161.72
EF172011	10118	Australia Post	Postage Charges	30/08/2024	13,987.39
EF172012	10170	Macri Partners	Auditing Services	30/08/2024	858.00
EF172013	10184	Benara Nurseries	Plants	30/08/2024	10,107.13
EF172014	10207	Boc Gases	Gas Supplies	30/08/2024	410.45
EF172015	10226	Bridgestone Australia Ltd	Tyre Services	30/08/2024	42,058.65
EF172016	10239	Busby Investments Pty Ltd. Budget Rent A Car - Perth	Motor Vehicle Hire	30/08/2024	2,458.67
EF172017	10244	Building & Const Industry Training Fund	Levy Payment	30/08/2024	13,650.23
EF172018	10246	Bunnings Building Supplies Pty Ltd	Hardware Supplies	30/08/2024	1,054.13
EF172019	10333	Cjd Equipment Pty Ltd	Hardware Supplies	30/08/2024	5,865.63
EF172020	10359	Cockburn Painting Service	Painting Supplies/Services	30/08/2024	3,113.00
EF172021	10368	Cockburn Wetlands Education Centre	Community Grant	30/08/2024	3,240.25
EF172022	10456	Datanet	Software Modifications	30/08/2024	414.70
EF172023	10459	David Gray & Co Pty Ltd	Mobile Garbage Bins	30/08/2024	8,344.60
EF172024	10483	Landgate	Mapping/Land Title Searches	30/08/2024	6,441.29
EF172025	10484	Department Of Mines, Industry Regulation And Safety	Building Services Levy	30/08/2024	67,409.08
EF172026	10526	E & Mj Rosher Pty Ltd	Mower Equipment	30/08/2024	1,541.91
EF172027	10535	Workpower Incorporated	Employment Services - Planting	30/08/2024	25,463.34

EF172028	10589	Fines Enforcement Registry	Fines Enforcement Fees	30/08/2024	3,732.00
EF172029	10609	Forestvale Trees Pty Ltd	Plants - Trees/Shrubs	30/08/2024	698.50
EF172030	10655	Ghd Pty Ltd	Consultancy Services	30/08/2024	8,013.50
EF172031	10683	Gronbek Security	Locksmith Services	30/08/2024	3,813.45
EF172032	10804	Jba Surveys	Land Surveying Services	30/08/2024	8,580.00
EF172033	10827	Kelyn Training Services	Training Services	30/08/2024	550.00
EF172034	10913	Bucher Municipal Pty Ltd	Purchase Of New Plant / Repair Services	30/08/2024	13,489.44
EF172035	10923	Major Motors Pty Ltd	Repairs/Maintenance Services	30/08/2024	1,758.37
EF172036	10953	Melville-Cockburn Chamber Of Commerce	Sponsorship	30/08/2024	22,000.00
EF172037	10991	Beacon Equipment	Mowing Equipment	30/08/2024	4,987.40
EF172038	11032	Noise & Vibration Measurement Systems	Measuring Equipment/Services	30/08/2024	1,089.00
EF172039	11036	Northlake Electrical Pty Ltd	Electrical Services	30/08/2024	97,245.19
EF172040	11077	P & G Body Builders Pty Ltd	Plant Body Building Services	30/08/2024	1,925.00
EF172041	11177	Pitney Bowes Australia Pty Ltd	Gis Software	30/08/2024	1,056.00
EF172042	11182	Premium Brake & Clutch Services Pty Ltd	Brake Services	30/08/2024	7,839.92
EF172043	11307	Satellite Security Services Pty Ltd	Security Services	30/08/2024	19,228.32
EF172044	11425	Resource Recovery Group	Waste Disposal Gate Fees	30/08/2024	689.93
EF172045	11469	Sports Turf Technology Pty Ltd	Turf Consultancy Services	30/08/2024	6,006.00
EF172046	11483	St John Ambulance Aust Wa Operations	First Aid Courses	30/08/2024	416.00
EF172047	11511	Statewide Bearings	Bearing Supplies	30/08/2024	1,096.81
EF172048	11619	Titan Ford	Purchase Of Vehicles & Servicing	30/08/2024	56,119.24
EF172049	11625	Nutrien Water	Reticulation Supplies	30/08/2024	11,357.28
EF172050	11636	Town Of Victoria Park	Reimbursement Of Costs	30/08/2024	14,982.00
EF172051	11642	Trailer Parts Pty Ltd	Trailer Parts	30/08/2024	778.57
EF172052	11701	Vibra Industrial Filtration Australasia	Filter Supplies	30/08/2024	640.20
EF172053	11787	Department Of Transport	Vehicle Search Fees	30/08/2024	1,096.55
EF172054	11793	Western Irrigation Pty Ltd	Irrigation Services/Supplies	30/08/2024	42,832.36
EF172055	11795	Western Power	Street Lighting Installation & Service	30/08/2024	24,782.00
EF172056	11806	Westrac Pty Ltd	Repairs/Mtnce - Earthmoving Equipment	30/08/2024	1,266.90
EF172057	11828	Worldwide Online Printing - O'connor	Printing Services	30/08/2024	2,912.39
EF172058	11854	Zipform Pty Ltd	Printing Services	30/08/2024	22,247.01
EF172059	12295	Stewart & Heaton Clothing Co. Pty Ltd	Clothing Supplies	30/08/2024	5,430.18
EF172060	12394	Mp Rogers & Associates	Consultancy Services - Marine	30/08/2024	1,989.90
EF172061	12497	Trophy Choice	Trophy Supplies	30/08/2024	956.40
EF172062	13475	The Trustee For Burgess Rawson Wa Unit Trust Burgess Rawson (Wa) Pty Ltd	Property Management	30/08/2024	35,126.82
EF172063	13825	Jackson Mcdonald	Legal Services	30/08/2024	9,731.70
EF172064	14530	Donald Veal Consultants Pty Ltd	Consultancy Services	30/08/2024	29,741.25
EF172065	15393	Stratagreen	Hardware Supplies	30/08/2024	5,012.81
EF172066	15746	Western Australia Police Service	Police Clearances	30/08/2024	122.00
EF172067	15916	1Spatial Australia Pty Ltd	Annual Software Subscription	30/08/2024	4,338.29
EF172068	16064	Cms Engineering	Airconditioning Services	30/08/2024	12,071.83
EF172069	16107	Wren Oil	Waste Disposal Services	30/08/2024	1,270.50
EF172070	16257	The Finishing Touch Gallery	Framing Services	30/08/2024	94.00
EF172071	16653	Complete Portables Pty Ltd	Supply & Hire Of Modular Buildings	30/08/2024	312.30
EF172072	16698	Tidy Up	Rubbish Removal	30/08/2024	1,460.00
EF172073	16985	Wa Premix	Concrete Supplies	30/08/2024	2,633.40
EF172074	17345	Kennards Hire - Myaree	Equipment Hire	30/08/2024	3,975.90
EF172075	18203	Natsync Environmental	Pest Control	30/08/2024	385.00

EF172076	18286	Iw Projects Pty Ltd	Consultancy Services - Civil Engineering	30/08/2024	9,203.70
EF172077	18611	Perth Nrm	Natural Resource Mgt Services	30/08/2024	330.00
EF172078	18621	Planning Institute Australia	Registration	30/08/2024	2,860.00
EF172079	18763	Local Community Insurance Services (Part Of Jlt Group)	Community Insurance Policies	30/08/2024	816.75
EF172080	18799	Down To Earth Training & Assessing	Training Services	30/08/2024	1,850.00
EF172081	19533	Woolworths Group Ltd (Woolworths & Big W)	Groceries	30/08/2024	2,057.02
EF172082	19762	Australian Training Management Pty Ltd	Training Services	30/08/2024	3,000.00
EF172083	20000	Aust West Auto Electrical Pty Ltd	Auto Electrical Services	30/08/2024	14,049.63
EF172084	20321	Riverjet Pty Ltd	Educting-Cleaning Services	30/08/2024	19,569.00
EF172085	20549	A1 Carpet, Tile & Grout Cleaning	Cleaning Services - Tiles/Carpet	30/08/2024	660.00
EF172086	20885	Tactile Indicators Perth	Tactiles	30/08/2024	7,376.00
EF172087	21139	Austraffic Wa Pty Ltd	Traffic Surveys	30/08/2024	12,633.50
EF172088	21294	Cat Haven	Animal Services	30/08/2024	1,694.00
EF172089	21529	Brand Success	Promotional Products	30/08/2024	639.10
EF172090	21744	Jb Hi Fi - Commercial	Electronic Equipment	30/08/2024	1,087.31
EF172091	21910	Gmf Contractors Pty Ltd	Excavating/Earthmoving Services	30/08/2024	433,653.65
EF172092	21946	Ryan's Quality Meats	Meat Supplies	30/08/2024	624.06
EF172093	22404	Cleverpatch Pty Ltd	Arts/Craft Supplies	30/08/2024	390.60
EF172094	22553	Brownes Food Operations	Catering Supplies	30/08/2024	1,205.09
EF172095	22589	Jb Hi Fi - Cockburn	Electrical Equipment	30/08/2024	99.80
EF172096	22613	Vicki Royans	Artistic Services	30/08/2024	600.00
EF172097	22639	Shatish Chauhan	Training Services - Yoga	30/08/2024	2,615.00
EF172098	22806	Chevron Australia Downstream Fuels Pty Ltd	Fuel Supplies	30/08/2024	27,070.08
EF172099	22859	Top Of The Ladder	Gutter Cleaning Services	30/08/2024	4,257.00
EF172100	22903	Unique International Recoveries Llc	Debt Collectors	30/08/2024	345.60
EF172101	23351	Cockburn Gp Super Clinic Limited T/A Cockburn Integrated Health	Leasing Fees	30/08/2024	1,348.05
EF172102	23457	Totally Workwear Fremantle	Clothing - Uniforms	30/08/2024	1,515.13
EF172103	23570	A Proud Landmark Pty Ltd	Landscape Contruction Services	30/08/2024	12,540.00
EF172104	23579	Daimler Trucks Perth	Purchase Of New Truck	30/08/2024	164.74
EF172105	23971	Find Wise Location Services	Locating Services - Underground	30/08/2024	853.60
EF172106	24272	Aflex	Aquatic Supplies	30/08/2024	1,875.50
EF172107	24275	Truck Centre Wa Pty Ltd	Purchase Of New Truck	30/08/2024	157.19
EF172108	24506	Amaranti's Personal Training	Personal Training Services	30/08/2024	1,120.00
EF172109	24527	Australian Association For Environmental Education (Wa Chapt	Course Registration	30/08/2024	308.00
EF172110	24736	Zenien	Cctv Camera Licences	30/08/2024	6,917.00
EF172111	24748	Pearmans Electrical & Mechanical Services P/L	Electrical Services	30/08/2024	474.10
EF172112	24974	Scott Print	Printing Services	30/08/2024	16,201.90
EF172113	25063	Superior Pak Pty Ltd	Vehicle Maintenance	30/08/2024	48,749.80
EF172114	25102	Fremantle Mobile Welding	Welding Services	30/08/2024	880.00
EF172115	25121	Imagesource Digital Solutions	Billboards	30/08/2024	3,186.70
EF172116	25127	Milmar Distributors	Printing Services - Id Cards	30/08/2024	60.50
EF172117	25418	Cs Legal	Legal Services	30/08/2024	6,079.91
EF172118	26114	Grace Records Management	Records Management Services	30/08/2024	14.47
EF172119	26120	Ecoburbia	Environmental Waste Workshops	30/08/2024	440.00
EF172120	26121	Cockburn Community Men's Shed Inc	Fabrication Services	30/08/2024	300.00
EF172121	26257	Paperbark Technologies Pty Ltd	Arboricultural Consultancy Services	30/08/2024	10,856.85
EF172122	26303	Gecko Contracting Turf & Landscape Maintenance	Turf & Landscape Maintenance	30/08/2024	179,653.28
EF172123	26314	Cpe Group	Temporary Employment Services	30/08/2024	2,911.10

EF172124	26419	Equifax Australasia Credit Ratings Pty Ltd	Credit Reference Checks	30/08/2024	1,207.80
EF172125	26470	Scp Conservation	Fencing Services	30/08/2024	14,745.50
EF172126	26574	Eva Bellydance	Entertainment - Belly Dancing	30/08/2024	300.00
EF172127	26582	Road Specialist Australia	Hydraulic Repairs	30/08/2024	192.28
EF172128	26602	Oclc (Uk) Ltd	Software Licences	30/08/2024	656.17
EF172129	26623	Cromag Pty Ltd (Sigma Chemicals) Sigma Telford Group	Chemicals - Pool	30/08/2024	4,757.28
EF172130	26625	Andover Detailers	Car Detailing Services	30/08/2024	1,252.98
EF172131	26705	Creative Adm	Marketing Services	30/08/2024	24,750.00
EF172132	26735	Shane McMaster Surveys	Survey Services	30/08/2024	3,190.00
EF172133	26739	Kerb Doctor	Kerb Maintenance	30/08/2024	12,078.43
EF172134	26754	Connect Call Centre Services	Call Centre Services	30/08/2024	4,018.85
EF172135	26771	Instant Products Hire	Portable Toilet Hire	30/08/2024	859.32
EF172136	26778	Robert Walters	Recruitment Services	30/08/2024	1,301.85
EF172137	26782	Soft Landing	Recycling Services	30/08/2024	41,291.01
EF172138	26811	Romeri Motor Trimmers	Upholstery Repair	30/08/2024	187.00
EF172139	26888	Media Engine	Graphic Design, Marketing, Video Product	30/08/2024	1,730.00
EF172140	26923	Woodlands	Rubbish Collection Equipment	30/08/2024	35,032.80
EF172141	26929	Elan Energy Matrix Pty Ltd	Recycling Services	30/08/2024	1,185.74
EF172142	26946	Av Truck Services Pty Ltd	Truck Dealership	30/08/2024	5,547.24
EF172143	26957	Jbs & G Australia Pty Ltd	Consultancy - Enviromental	30/08/2024	11,968.55
EF172144	27010	Quantum Building Services Pty Ltd	Building Maintenance	30/08/2024	20,818.21
EF172145	27011	Baileys Marine Fuel Australia	Fuel	30/08/2024	34.10
EF172146	27015	Intelli Trac	Gps Tracking	30/08/2024	13,167.00
EF172147	27031	Downer Edi Works Pty Ltd	Asphalt Services	30/08/2024	2,137.91
EF172148	27044	Graffiti Systems Australia	Graffiti Removal & Anti-Graffiti Coating	30/08/2024	54,994.31
EF172149	27054	Vocus Pty Ltd	Telecommunications	30/08/2024	9,719.59
EF172150	27065	Westbooks	Books	30/08/2024	1,337.71
EF172151	27075	Colleagues Nagels	Printing Services	30/08/2024	5,393.14
EF172152	27078	Infocouncil Pty Ltd	Software	30/08/2024	1,177.00
EF172153	27082	Kulbardi Pty Ltd	Stationery Supplies	30/08/2024	1,608.78
EF172154	27085	Savills Project Management Pty Ltd	Project Management	30/08/2024	26,327.82
EF172155	27168	Nightlife Music Pty Ltd	Music Management	30/08/2024	465.53
EF172156	27177	Rentokil Initial Pty Ltd (Initial Hygiene)	Hygiene	30/08/2024	4,622.01
EF172157	27189	Healthstrong Pty Ltd Amplar Allied Health	Mobile Allied Health Services	30/08/2024	104.50
EF172158	27231	Civil Survey Solutions Pty Ltd	Consultancy - Engineering	30/08/2024	57,629.00
EF172159	27241	Landscape Elements	Landscaping Services	30/08/2024	7,049.76
EF172160	27246	Veale Auto Parts	Spare Parts Mechanical	30/08/2024	69.40
EF172161	27253	South West Corridor Development Foundation Incorporated.	Facilitation	30/08/2024	10,945.00
EF172162	27269	Payrix Australia	Payment Processing	30/08/2024	17,855.54
EF172163	27346	Office Line	Furniture Office	30/08/2024	500.50
EF172164	27368	Savi Systems	Audio Visual Supply And Installation	30/08/2024	2,266.00
EF172165	27377	Accidental Health And Safety - Perth	First Aid Supplies	30/08/2024	1,425.55
EF172166	27381	Fit For Life Exercise Physiology	Exercise Classes	30/08/2024	2,079.00
EF172167	27385	Programmed Electrical Technologies	Electrical Services	30/08/2024	605.00
EF172168	27401	Emprise Mobility	Mobility Equipment	30/08/2024	2,079.70
EF172169	27423	Mechanical Project Services Pty Ltd	Airconditioning Services	30/08/2024	9,908.45
EF172170	27427	Home Chef	Cooking/Food Services	30/08/2024	356.62
EF172171	27432	Lg Solutions Pty Ltd	Financial Services	30/08/2024	10,560.00

EF172172	27437	Pb Reticulation & Maintenance Services Pty Ltd	Irrigation Services	30/08/2024	825.00
EF172173	27455	The Trustee For Ssh Group Safety Trust Ocula (Aus)	Cctv Parts	30/08/2024	129,936.78
EF172174	27499	Hodge Collard Preston Architects	Architects	30/08/2024	5,346.71
EF172175	27507	Serco Facilities Management Pty Ltd	Cleaning Services	30/08/2024	95,508.11
EF172176	27518	Kyocera Document Solutions Australia Pty Ltd	Photocopying Machines	30/08/2024	230,333.01
EF172177	27539	Jasmin Carpentry & Maintenance	Carpentry	30/08/2024	2,387.00
EF172178	27548	Standing Fork	Catering	30/08/2024	3,336.30
EF172179	27560	Artem Design Studio Pty Ltd	Architectural Services	30/08/2024	1,089.00
EF172180	27579	Soco Studios	Photography Services	30/08/2024	1,237.50
EF172181	27596	Allwest Plant Hire Australia Pty Ltd	Plant Hire And Civil Contracting	30/08/2024	15,979.02
EF172182	27613	Redimed Pty Ltd	Medical & Health Services	30/08/2024	4,148.00
EF172183	27617	Atturra Business Applications	Consultancy - It	30/08/2024	3,850.00
EF172184	27620	Gold Corporation	Ceremonial Coins	30/08/2024	913.00
EF172185	27622	Trugrade Medical Supplies	Medical Supplies	30/08/2024	3,934.03
EF172186	27631	Aquatic Services Wa Pty Ltd	Pool Equipment & Maintenance	30/08/2024	5,015.69
EF172187	27645	Department Of Agriculture, Water And The Environment	Governing Body	30/08/2024	4,428.00
EF172188	27657	Positive Balance Massage	Massage Therapy	30/08/2024	240.00
EF172189	27676	Blue Force Pty Ltd	Security Services	30/08/2024	94,537.43
EF172190	27695	Qtm Pty Ltd	Traffic Management	30/08/2024	50,967.70
EF172191	27797	City Lift Services Pty Ltd	Lift Maintenance	30/08/2024	715.00
EF172192	27809	Ra-One Pty Ltd	Software	30/08/2024	27,632.00
EF172193	27819	Axiis Contracting Pty Ltd	Concrete Works	30/08/2024	65,392.80
EF172194	27829	Smec Australia Pty Ltd	Consultancy - Engineering	30/08/2024	47,484.00
EF172195	27885	Stevens Mcgann Willcock And Copping Pty Ltd	Consultancy - Mechanical Engineering	30/08/2024	4,504.50
EF172196	27890	Tabec Pty Ltd	Engineering Services	30/08/2024	1,914.00
EF172197	27894	Homecare Physiotherapy	Healthcare	30/08/2024	17,688.63
EF172198	27898	Amana Living Training Institute	Training & Education	30/08/2024	300.00
EF172199	27917	Go Doors Advanced Automation	Door Maintenance & Repair	30/08/2024	2,930.13
EF172200	27926	Sine Group Pty Ltd	Computer Software	30/08/2024	1,529.00
EF172201	27953	Truckline	Spare Parts, Truck/Trailer	30/08/2024	111.61
EF172202	27965	Stantec Australia Pty Ltd	Engineering Services	30/08/2024	7,128.00
EF172203	27969	Perfect Gym Solutions	Software For Gym's	30/08/2024	6,143.50
EF172204	27984	Sabrina Fenwick	Excercise Classes	30/08/2024	560.00
EF172205	27986	Daily Living Products	Mobility Equip	30/08/2024	124.00
EF172206	28003	Taylor Made Design	Graphic Design	30/08/2024	1,276.00
EF172207	28049	Copy Magic	Printing Services	30/08/2024	2,057.00
EF172208	28053	Zoic Environmental Pty Ltd	Consultancy - Enviromental	30/08/2024	8,415.00
EF172209	28055	Alison Bannister Career Coaching	Career Coaching	30/08/2024	544.50
EF172210	28085	Unirack	Storage Warehouse	30/08/2024	539.00
EF172211	28088	Ut Consulting	Technology Consulting	30/08/2024	9,504.00
EF172212	28090	K Craft Building	Construction	30/08/2024	726.00
EF172213	28115	Survitec	Safety And Survival Equipment	30/08/2024	870.69
EF172214	28124	Air-Met Scientific Pty Ltd	Professional And Scientific Goods Wholes	30/08/2024	550.00
EF172215	28159	Intelligent Rfid Solutions	Rfid Software	30/08/2024	2,334.64
EF172216	28168	Sifting Sands	Sand Cleaning	30/08/2024	15,890.38
EF172217	28179	Ecospill Pty Ltd	Emergency Shower Supply And Service	30/08/2024	631.75
EF172218	28191	Enviro Sweep	Sweeping Services	30/08/2024	883.58
EF172219	28196	Brightmark Group Pty Ltd	Cleaning Services	30/08/2024	23,867.06

EF172220	28197	Lite N Easy Pty Ltd	Food Supplies	30/08/2024	2,014.63
EF172221	28201	Select Fresh	Food Supplies	30/08/2024	368.26
EF172222	28215	Complete Office Supplies Pty Ltd	Stationery	30/08/2024	36.83
EF172223	28225	Cybercx Pty Ltd	It Services	30/08/2024	48,043.73
EF172224	28228	Delta Roofing Pty Ltd	Roofing Services	30/08/2024	6,242.50
EF172225	28231	Typeset Pty Ltd	Editorial And Business Communications Se	30/08/2024	544.50
EF172226	28235	Otium Planning Group Pty Ltd	Management Consulting	30/08/2024	11,129.25
EF172227	28241	Swift Flow Pty Ltd	Plumbing	30/08/2024	13,355.67
EF172228	28246	Hendercare	Nursing Services	30/08/2024	9,312.16
EF172229	28254	Cleantex Pty Ltd	Laundry Service	30/08/2024	808.46
EF172230	28258	Garden Care West	Gardening Services	30/08/2024	382.25
EF172231	28264	Garden Organics	Organics Processing	30/08/2024	36,554.10
EF172232	28265	Tree Care Wa	Vegetation Maintenance Services	30/08/2024	26,990.00
EF172233	28270	Volunteer Home Support	Aged Care	30/08/2024	508.20
EF172234	28275	Farrington Dry Cleaners	Dry Cleaning	30/08/2024	315.00
EF172235	28277	Gesha Coffee Co	Coffee Supplies	30/08/2024	1,248.30
EF172236	28289	Grafton General Products	Mobility Equipment	30/08/2024	2,202.20
EF172237	28303	Miracle Recreation Equipment	Playground Equipment	30/08/2024	9,288.40
EF172238	28329	Certex Lifting Pty Ltd	Lifting Equipment And Testing	30/08/2024	211.20
EF172239	28344	Seat Shop Wa Pty Ltd	Repairs And Replacements To Heavy Fleet	30/08/2024	1,312.07
EF172240	28349	Cable Locates & Consulting	Underground Utility Location And Survey	30/08/2024	5,838.25
EF172241	28351	Clever Designs Uniforms	Clothing	30/08/2024	717.60
EF172242	28354	Sauna And Steam Wa	Carpentry Services	30/08/2024	1,188.89
EF172243	28371	Flexi Staff	Employment Services	30/08/2024	20,898.81
EF172244	28392	Mcs Civil Contracting	Engineering/Earthworks	30/08/2024	42,042.00
EF172245	28403	Flow Water Services Pty Ltd	Irrigation And Engineering	30/08/2024	1,157.42
EF172246	28407	Engine Protection Equipment Pty Ltd	Spare Parts	30/08/2024	145.64
EF172247	28408	Rc Vegetation Services Pty Ltd	Mowing Services	30/08/2024	25,751.00
EF172248	28410	Wa Temporary Fencing Supplies	Hire Fencing	30/08/2024	177.10
EF172249	28423	Jordies Garden Bags	Waste Services	30/08/2024	2,970.00
EF172250	28426	Power Paving Pty Ltd	Paving Services	30/08/2024	7,216.00
EF172251	28437	Building & Industrial Cleaning Services	Clenaing Services	30/08/2024	62,439.89
EF172252	28449	Sheridans	Manufacturing	30/08/2024	565.40
EF172253	28454	Aussie Natural Spring Water	Water Supplies	30/08/2024	322.50
EF172254	28461	Carealert	Entertainment	30/08/2024	6.49
EF172255	28463	Antree Dnh Pty Ltd	Gardening	30/08/2024	2,038.25
EF172256	28471	Telstra Limited	Telecommunications	30/08/2024	16,474.70
EF172257	28495	Danielle Brady - Research Services	Social Scientific Data Collection	30/08/2024	500.00
EF172258	28517	Robowash Pty Ltd	Automatic Cleaning System Manufacturer	30/08/2024	1,045.00
EF172259	28522	Bing Technologies Pty Ltd	Mailing Services	30/08/2024	490.91
EF172260	28532	Oil & Energy Pty. Ltd.	Lubricant Supplier	30/08/2024	5,075.67
EF172261	28544	Forpark Australia 4Park Pty Ltd	Fitness Equipment	30/08/2024	827.20
EF172262	28568	Solo Resource Recovery	Waste & Recycling Collection Services	30/08/2024	33,456.50
EF172263	28569	Choiceone Pty Ltd	Recruitment Services	30/08/2024	3,869.90
EF172264	28579	Project M Group	Building Works, Repairs & Maintenance	30/08/2024	23,589.50
EF172265	28580	Successful Projects	Project Management, Planning &Scheduling	30/08/2024	4,993.03
EF172266	28624	Safetyculture Pty Ltd	Software Development	30/08/2024	7,524.00
EF172267	28626	Okmg	Strategy, Digital, Creative & Marketing	30/08/2024	2,772.00

EF172268	28632	Total Connections Pty Ltd	Hose, Hydraulics & Fire Protection Servi	30/08/2024	2,656.41
EF172269	28637	Site Safe Security Rentals Pty Ltd	Rental Of Security Equipment	30/08/2024	1,320.00
EF172270	28652	Omnicom Media Group Australia Pty Ltd Omnicom Media Group Australia Pty L	Media And Advertising Services	30/08/2024	876.70
EF172271	28655	Rockingham Glass Reads West Coast Maintenance Pty Ltd	Emergency Glass Repair	30/08/2024	4,584.64
EF172272	28673	Uhg Trading Pty Ltd (Unicare Health)	Mobility And Home Care Products	30/08/2024	384.10
EF172273	28700	Securitech Consultancy Solutions Pty Ltd Full Circle Partners Pty Ltd	It Recruitment And Consultancy Services	30/08/2024	10,302.19
EF172274	28743	Access Without Barriers Pty Ltd	Construction	30/08/2024	7,834.18
EF172275	28759	Bellingham Marine Australia Pty Ltd	Marina Construction	30/08/2024	25,630.00
EF172276	28760	Spawtz Pty Ltd	Competition Management And Payments Soft	30/08/2024	1,326.99
EF172277	28767	The Trustee For Bugbusters Unit Trust Bug Busters	Pest Control	30/08/2024	176.00
EF172278	28785	Sanity Music Stores Pty Ltd Sanity Entertainment	Retail Of Entertainment Products	30/08/2024	1,099.62
EF172279	28787	Blue Assist Pty Ltd	Supply And Install Emergency Help Device	30/08/2024	68.00
EF172280	28795	Smsglobal Pty Ltd	Sms	30/08/2024	385.00
EF172281	28815	Weldplas And Services Pty Ltd	Construction - Plastic Fabrication	30/08/2024	4,944.27
EF172282	28823	Synergy Business Systems Pty Ltd Boss Industrial	Industrial Supply	30/08/2024	1,109.90
EF172283	28831	Safepath Pty Ltd	Concrete Footpath Grinding To Remove T	30/08/2024	5,115.00
EF172284	28837	Peter Kevin Young Haze Technical	Theatre / Technical Contractors	30/08/2024	745.00
EF172285	28857	The Trustee For The Coogee Beach Bakery Trust	Bakery	30/08/2024	100.00
EF172286	28884	Social Pinpoint Pty Ltd	Software	30/08/2024	3,570.00
EF172287	28889	Perocin Pty Limited Lange Consulting & Software	Tender Management Services	30/08/2024	5,582.50
EF172288	28891	The Trustee For Spencer Family Trust Government Grantguru	Software As A Service	30/08/2024	5,830.00
EF172289	28892	Jet Torque Marine Pty Ltd Jet Torque Marine Pty Ltd	Rigid Inflatable Boat Sales	30/08/2024	15,460.00
EF172290	28894	United Safety & Survivability Corporation Pty Ltd Lyons Airconditioning Services	Filtration	30/08/2024	2,400.36
EF172291	28895	Acclaimed Catering Pty Ltd Acclaimed Catering	Food Catering	30/08/2024	4,548.50
EF172292	28897	Mcleods Lawyers Pty Ltd Mcleods Lawyers	Legal Service	30/08/2024	32,093.97
EF172293	28905	The Trustee For Dpp Unit Trust Direct Push Probing Pty Ltd	Environmental Drilling	30/08/2024	2,896.30
EF172294	28908	Acquia Inc	Digital Experience	30/08/2024	3,370.68
EF172295	28914	Potholes Perth Wa Pty Ltd Potholes Perth	Asphalt Repairs Make Road Safes	30/08/2024	4,121.16
EF172296	28917	The Real Good Company Pty Ltd Wjs Training	Professional First Aid And Cpr Training	30/08/2024	1,440.00
EF172297	11867	Kevin John Allen	Elected Member Sitting Fees & Allowances	30/08/2024	2,880.56
EF172298	12740	Logan Howlett	Elected Member Sitting Fees & Allowances	30/08/2024	12,377.25
EF172299	19059	Carol Reeve-Fowkes	Elected Member Sitting Fees & Allowances	30/08/2024	2,877.63
EF172300	25353	Philip Eva	Elected Member Sitting Fees & Allowances	30/08/2024	2,875.29
EF172301	27326	Michael Separovich	Elected Member Sitting Fees & Allowances	30/08/2024	2,865.44
EF172302	27327	Chontelle Stone	Monthly Elected Member Allowance	30/08/2024	4,912.78
EF172303	27871	Tom Widenbar	Elected Member Sitting Fees & Allowances	30/08/2024	2,904.42
EF172304	27872	Phoebe Corke	Elected Member Sitting Fees & Allowances	30/08/2024	2,876.82
EF172305	28238	Tarun Dewan	Elected Member Sitting Fees & Allowances	30/08/2024	2,891.71
EF172306	28717	Carol Lechun Zhang	Elected Member Sitting Fees & Allowances	30/08/2024	2,891.71
EF172307	11794	Synergy	Electricity Usage/Supplies	30/08/2024	52,488.40
EF172308	28571	Perth Energy Pty Ltd	Energy Supply	30/08/2024	109.03
EF172309	99996	Joy D Budge	Rates and Property related refunds	30/08/2024	1,830.43
EF172310	99996	Ann Marie Moyles	Rates and Property related refunds	30/08/2024	30.00
EF172311	99996	Martin Maloney	Rates and Property related refunds	30/08/2024	30.00
EF172312	99996	Sarah Antoinette Harris	Rates and Property related refunds	30/08/2024	150.00
EF172313	99996	Audrey Evans	Rates and Property related refunds	30/08/2024	10.00
EF172314	99996	Matthew Ball	Rates and Property related refunds	30/08/2024	56.65
EF172315	99996	K & M Powdercoating Pty Ltd	Rates and Property related refunds	30/08/2024	147.00

EF172316	99996	Tingey Development Group	Rates and Property related refunds	30/08/2024	1,320.75
EF172317	99996	Home Group Wa Pty Ltd	Rates and Property related refunds	30/08/2024	961.62
EF172318	99996	Semple Property Group	Rates and Property related refunds	30/08/2024	584.09
EF172319	99996	Aigle Royal Developements Pty Ltd	Rates and Property related refunds	30/08/2024	918.00
EF172320	99996	Neil Rose	Rates and Property related refunds	30/08/2024	166.39
EF172321	99996	Robert Law	Rates and Property related refunds	30/08/2024	155.72
EF172322	99996	Empire Property Solutions	Rates and Property related refunds	30/08/2024	509.07
EF172323	99996	Empire Property Solutions	Rates and Property related refunds	30/08/2024	1,434.00
EF172324	88888	Liam Smart	Bond refund	30/08/2024	49,831.25
EF172325	99997	David Pedulla	Compost Bin Rebate	30/08/2024	50.00
EF172326	99997	Jennifer Grantham	Nappy And Sanitary Product Rebate	30/08/2024	50.00
EF172327	99997	Sanny Ang	Origami Wkshp & Demo At Cultural Mosaic	30/08/2024	298.00
EF172328	99997	The Henderson Alliance Incorporated	Wa Defence Industry 2024 Gala Dinner	30/08/2024	1,540.00
EF172329	99997	Adam Bishop	Bird Bath Rebate	30/08/2024	32.16
EF172330	99997	Martin Holbrook	Bird Bath Rebate - Martin Holbrook	30/08/2024	49.99
EF172331	99997	Servau Offcl. Departmental Recpts	Document Number : 180157273	30/08/2024	235.62
EF172332	99997	May Godinovich	Reimbursement Of Cancelled Outing	30/08/2024	62.50
EF172333	99997	Aaron Goedecke	Cctv Residentail Rebate	30/08/2024	500.00
EF172334	99997	Cecile Lucas	Cctv Residentail Rebate	30/08/2024	500.00
EF172335	99997	Desmond Chung	Cctv Residentail Rebate	30/08/2024	500.00
EF172336	99997	Georgina Calderbank	Cctv Residentail Rebate	30/08/2024	500.00
EF172337	99997	Jonathan Silas	Cctv Residentail Rebate	30/08/2024	500.00
EF172338	99997	Nele Humphreys	Cctv Residentail Rebate	30/08/2024	500.00
EF172339	99997	Nikita Tamang	Cctv Residentail Rebate	30/08/2024	487.50
EF172340	99997	Wei Jing Chua	Cctv Residentail Rebate	30/08/2024	500.00
EF172341	99997	Paul Knight	Bird Bath Rebate	30/08/2024	50.00
EF172342	99997	Ivester,Jm And JI	Habitat For Homes Bird Bath Rebate	30/08/2024	50.00
EF172343	99997	Dianne Devlyn	Senior Security Rebate	30/08/2024	100.00
EF172344	99997	Norman Brodal	Senior Security Rebate	30/08/2024	300.00
EF172345	99997	Jennifer Eaton	Senior Security Rebate	30/08/2024	100.00
EF172346	99997	Diane Hawke	Senior Security Rebate	30/08/2024	200.00
EF172347	99997	Peter Adkins	Senior Security Rebate	30/08/2024	300.00
EF172348	99997	Christa Martin	Senior Security Rebate	30/08/2024	200.00
EF172349	99997	Brian Hunt	Senior Security Rebate	30/08/2024	300.00
EF172350	99997	Frank Allegretta	Senior Security Rebate	30/08/2024	100.00
EF172351	99997	Jane Scott	Senior Security Rebate	30/08/2024	200.00
EF172352	99997	Kerry Woodward	Senior Security Rebate	30/08/2024	300.00
EF172353	99997	Jenny Pinto	Senior Security Rebate	30/08/2024	100.00
EF172354	99997	Pauline Bonafilia	Senior Security Rebate	30/08/2024	100.00
EF172355	99997	Rachael Madrigali	Senior Security Rebate	30/08/2024	100.00
EF172356	99997	James Lenehan	Senior Security Rebate	30/08/2024	500.00
EF172357	99997	Anderson Bayley	Senior Security Rebate	30/08/2024	40.00
EF172358	99997	Graeme Nicholls	Senior Security Rebate	30/08/2024	100.00
EF172359	99997	Daniel Knapp	Refund Book Lib. Card C1103f2438960d	30/08/2024	12.10
EF172360	99997	Monica Nancy Marroccoli	Refund Book Lib. Card C1103f1471600d	30/08/2024	44.00
EF172361	99997	Egwa	Invoice 0089	30/08/2024	400.00
EF172362	99997	Scott Hughes	Waterwise Rebate	30/08/2024	250.00
EF172363	99997	Susan And James Hewitt	Junior Sports Travel Assistance	30/08/2024	400.00

EF172364	99997	Vanessa Johnstone	Junior Sports Travel Assistance	30/08/2024	400.00
EF172365	99997	Stephanie Seah	Junior Sports Travel Assistance	30/08/2024	400.00
EF172366	99997	Matthew And Zoe Read	Junior Sports Travel Assistance	30/08/2024	400.00
EF172367	99997	Carol Tamani	Junior Sports Travel Assistance	30/08/2024	400.00
EF172368	99997	Ann N Jacob	Junior Sports Travel Assistance	30/08/2024	400.00
EF172369	99997	Carol Tamani	Junior Sports Travel Assistance	30/08/2024	400.00
EF172370	99997	Kim L Lewis	Junior Sports Travel Assistance	30/08/2024	400.00
EF172371	99997	Claire Mcgettigan & David Neilson	Junior Sports Travel Assistance	30/08/2024	400.00
EF172372	99997	D A/S E Schomburg	Junior Sports Travel Assistance	30/08/2024	400.00
EF172373	99997	Tyler Peirce	Waterwise Rebate	30/08/2024	138.00
EF172374	99997	Joanne Greening	Refund Of Seniors Centre High Tea Items.	30/08/2024	908.00
EF172375	99997	Josephine Outram	Refund For Bird Bath Rebate	30/08/2024	24.75
EF172376	99997	Julia Christensen	Parking Reimbursement	30/08/2024	5.30
EF172377	99997	Jamie Goodwin Naomi Galeotti	Rebate For Bird Bath	30/08/2024	49.99
EF172378	99997	Jinu John	Rebate For Bird Bath	30/08/2024	49.99
EF172379	99997	Marcela Paz Jones	Employee Reimbursement	30/08/2024	2,240.00
EF172380	99997	Southern Cross Village Seniors	Bus Hire Subsidy	30/08/2024	100.00
EF172381	99997	Irene Aglibot	Crossover Contribution Rebate	30/08/2024	500.00
EF172382	99997	Jhay-Ar Quiazon	Crossover Contribution Rebate	30/08/2024	500.00
EF172383	99997	Blake Griffin	Wrong Fuel For Cosafe Vehicle	30/08/2024	25.63
EF172384	99997	Coogee Beach Caravan Resort	Bus Hire 20/6/24	30/08/2024	100.00
EF172385	99997	Southern Cross Village Seniors	Bus Hire 24/5/24	30/08/2024	100.00
EF172386	99997	Coogee Beach Caravan Resort	Bus Subsidy 16/5/24	30/08/2024	100.00
EF172387	99997	Cockburn Cougars Softball Club	Sports Equipment Grant	30/08/2024	755.00
EF172388	99997	Roberta Bunce	Employee Reimbursement	30/08/2024	31.07
EF172389	99997	Lions Cancer Institute	Ld 143 Donation	30/08/2024	200.00
EF172390	99997	Shariful Malik	Reimbursement Of Fees	30/08/2024	4,458.75
EF172391	99997	Helen Harvey	Employee Reimbursement	30/08/2024	1,348.50
EF172392	99997	K And D Lumia	Habitat For Homes Bird Bath Rebate	30/08/2024	26.39
EF172393	99997	Albert Defendenti	Crossover Contribution Rebate	30/08/2024	500.00
EF172394	99997	Belinda Lisa Cipriano	Invoice 571	30/08/2024	275.00
EF172395	99997	Franca L Orlando & Vincenzo A Orlando	Crossover Contribution Rebate	30/08/2024	500.00
EF172396	99997	Ravi Sankar Akula	Crossover Contribution Rebate	30/08/2024	500.00
EF172397	99997	David Threadingham	Crossover Contribution Rebate	30/08/2024	500.00
EF172398	99997	Robert McCormack	Crossover Contribution Rebate	30/08/2024	500.00
EF172399	99997	Simon Vanyai	Inv-240702	30/08/2024	440.00
EF172400	99997	Pamela Lynch	Sundry Payment Inv02319	30/08/2024	360.00
EF172401	99997	Cockburn State Emergency Service Unit	Cockburn Ses Reimbursement	30/08/2024	3,176.92
EF172402	99997	A 2 Z All Services	Refund Request Resource Recovery Park	30/08/2024	733.90
<b>TOTAL OF 849 EFT PAYMENTS</b>					<b>15,313,104.91</b>
<b>LESS: CANCELLED EFT PAYMENTS</b>					
EF171474	99997	Coc Grants, Donations & Refunds	Grants, Donations & Refunds	7/08/2024	-400.00
EF171927	99996	Rates And Property Related Eft Refunds (Not Bonds)	Rates And Property Related Refunds	20/08/2024	-1,830.43
EF171942	99997	Coc Grants, Donations & Refunds	Grants, Donations & Refunds	20/08/2024	-50.00
EF171947	99997	Coc Grants, Donations & Refunds	Grants, Donations & Refunds	20/08/2024	-50.00

		<b>TOTAL CANCELLED EFT PAYMENT</b>			<b>-2,330.43</b>
		<b>TOTAL EFT PAYMENTS ( EXCL. CANCELLED PAYMENTS)</b>			<b>15,310,774.48</b>
		<b><u>ADD: BANK FEES</u></b>			
		BPAY BATCH FEE			14.07
		MERCHANT FEES COC			10577.28
		MERCHANT FEES MARINA			451.67
		MERCHANT FEES ARC			3,369.08
		MERCHANT FEES VARIOUS OUT CENTRES			4,121.23
		NATIONAL BPAY CHARGE			9,436.00
		RTGS/ACLR FEE			
		NAB TRANSACT FEE			85.20
		MERCHANDISE / OTHER FEES			
					<b>28,054.53</b>
		<b><u>ADD: CREDIT CARD PAYMENTS</u></b>			
					79,184.17
		<b><u>ADD: PAYROLL PAYMENTS</u></b>			<b>79,184.17</b>
		COC-01/08/24 Pmt 000265871157 City of Cockburn	1/08/2024		927.96
		COC-01/08/24 Pmt 000266498941 City of Cockburn	9/08/2024		2,814.79
		COC-02/08/24 Pmt 000266499597 City of Cockburn	9/08/2024		37,809.96
		COC-05/08/24 Pmt 000266499261 City of Cockburn	9/08/2024		930.79
		COC-06/08/24 Pmt 000266155435 City of Cockburn	6/08/2024		248.42
		COC-06/08/24 Pmt 000266198038 City of Cockburn	6/08/2024		5,344.84
		COC-07/08/24 Pmt 000266499092 City of Cockburn	9/08/2024		6,690.88
		COC-09/08/24 Pmt 000266806980 City of Cockburn	14/08/2024		19,412.54
		COC-11/08/24 Pmt 000266807783 City of Cockburn	14/08/2024		1,937.00
		COC-11/08/24 Pmt 000266830070 City of Cockburn	14/08/2024		1,961,931.44
		COC-12/08/24 Pmt 000267154366 City of Cockburn	19/08/2024		2,210.03
		COC-15/08/24 Pmt 000266965818 City of Cockburn	15/08/2024		480.94
		COC-16/08/24 Pmt 000267086527 City of Cockburn	16/08/2024		4,054.00
		COC-20/08/24 Pmt 000267848630 City of Cockburn	28/08/2024		1,062.07
		COC-21/08/24 Pmt 000267848598 City of Cockburn	28/08/2024		1,897.74
		COC-23/08/24 Pmt 000267848659 City of Cockburn	28/08/2024		20,615.55
		COC-25/08/24 Pmt 000267907730 City of Cockburn	28/08/2024		1,953,722.66
		COC-27/08/24 Pmt 000268035529 City of Cockburn	29/08/2024		5,613.74
		COC-29/08/24 Pmt 000268070561 City of Cockburn	29/08/2024		110.64
					<b>4,027,815.99</b>
		<b>TOTAL PAYMENTS MADE FOR THE MONTH</b>			<b>19,445,829.17</b>

City of Cockburn  
Woolworths Group Transactions Report  
Transactions Made Between 1 August - 31 August 2024

Reference	Date	Amount	Description
Senior Centre - Cook		537.29	
TI-01EC5-17922F	6/08/2024	29.60	Groceries and Consumables
TI-01EC5-179238	13/08/2024	22.00	Groceries and Consumables
TI-01EC5-17923D	15/08/2024	33.90	Groceries and Consumables
TI-01EC5-179241	16/08/2024	21.00	Groceries and Consumables
TI-01EC5-179246	21/08/2024	145.19	Groceries and Consumables
TI-01EC5-179249	22/08/2024	161.94	Groceries and Consumables
TI-01EC5-179251	27/08/2024	62.00	Groceries and Consumables
TI-01EC5-179252	27/08/2024	20.00	Groceries and Consumables
TI-01EC5-17925A	29/08/2024	41.66	Groceries and Consumables
Seniors Centre Coordinator		557.96	
TI-01EC5-179243	20/08/2024	153.50	Groceries and Consumables
TI-01EC5-179244	20/08/2024	9.00	Groceries and Consumables
TI-01EC5-179250	27/08/2024	214.48	Groceries and Consumables
TI-01EC5-179258	28/08/2024	153.98	Groceries and Consumables
TI-01EC5-179259	28/08/2024	27.00	Groceries and Consumables
Program Booking Assistant		683.29	
TI-01EC5-179245	20/08/2024	32.59	Groceries and Consumables
TI-01EC5-179247	21/08/2024	47.50	Groceries and Consumables
TI-01EC5-179248	22/08/2024	21.50	Groceries and Consumables
TI-01EC5-17924B	23/08/2024	418.50	Groceries and Consumables
TI-01EC5-17924C	23/08/2024	128.20	Groceries and Consumables
TI-01EC5-179256	28/08/2024	35.00	Groceries and Consumables
Amenities Officer		278.00	
TI-01EC5-179255	28/08/2024	14.00	Groceries and Consumables
TI-01EC5-179257	28/08/2024	264.00	Groceries and Consumables
Kitchen Hand		1,525.48	
TI-01EC5-17922B	2/08/2024	183.90	Groceries and Consumables
TI-01EC5-17922C	2/08/2024	15.85	Groceries and Consumables
TI-01EC5-17922D	5/08/2024	222.87	Groceries and Consumables
TI-01EC5-179232	7/08/2024	162.36	Groceries and Consumables
TI-01EC5-179235	12/08/2024	166.45	Groceries and Consumables
TI-01EC5-17923A	14/08/2024	130.92	Groceries and Consumables
TI-01EC5-17923B	14/08/2024	4.50	Groceries and Consumables
TI-01EC5-179240	16/08/2024	105.60	Groceries and Consumables
TI-01EC5-17924D	26/08/2024	172.04	Groceries and Consumables
TI-01EC5-17924E	26/08/2024	35.75	Groceries and Consumables
TI-01EC5-179254	28/08/2024	189.04	Groceries and Consumables
TI-01EC5-17925E	30/08/2024	136.20	Groceries and Consumables
Youth Centre Duty Supervisor		1,044.71	
TI-01EC5-17922A	1/08/2024	132.05	Groceries and Consumables
TI-01EC5-17922E	5/08/2024	62.69	Groceries and Consumables
TI-01EC5-179231	6/08/2024	23.90	Groceries and Consumables
TI-01EC5-179233	8/08/2024	53.25	Groceries and Consumables
TI-01EC5-179234	9/08/2024	19.70	Groceries and Consumables
TI-01EC5-179236	12/08/2024	35.35	Groceries and Consumables
TI-01EC5-179237	12/08/2024	263.50	Groceries and Consumables
TI-01EC5-17923E	15/08/2024	144.55	Groceries and Consumables
TI-01EC5-17923F	15/08/2024	14.00	Groceries and Consumables
TI-01EC5-179242	19/08/2024	73.32	Groceries and Consumables
TI-01EC5-17924A	22/08/2024	49.53	Groceries and Consumables
TI-01EC5-17924F	26/08/2024	49.30	Groceries and Consumables
TI-01EC5-17925B	29/08/2024	40.07	Groceries and Consumables
TI-01EC5-17925C	29/08/2024	58.50	Groceries and Consumables
TI-01EC5-17925D	29/08/2024	25.00	Groceries and Consumables
Amenities Officer		233.95	
TXN10000009398928	1/08/2024	233.95	Groceries and Consumables
Marina Manager		39.92	
TI-01EC5-179230	6/08/2024	13.84	Groceries and Consumables
TI-01EC5-17923C	14/08/2024	10.38	Groceries and Consumables
TI-01EC5-179253	28/08/2024	15.70	Groceries and Consumables
Total Cards - 8		4,900.60	



**City of Cockburn**  
**Bunnings PowerPass Transactions Report**  
**Transactions Made Between 1 August - 31 August 2024**

<b>Reference</b>	<b>Date</b>	<b>Amount</b>	<b>Description</b>
<b>Rehabilitating Roe 8 Project Manager</b>		<b>67.55</b>	
2015/01700664	28/08/2024	67.55	Supplies and Materials Supplies and Materials
<b>Parks Operations Coordinator</b>		<b>266.80</b>	
2015/01549005	23/08/2024	94.32	Supplies and Materials
2015/01615271	6/08/2024	95.54	Supplies and Materials
2402/00958406	14/08/2024	76.94	Supplies and Materials
<b>Parks Operations Supervisor</b>		<b>37.00</b>	
2160/01111063	27/08/2024	37.00	Supplies and Materials
<b>City Facilities Coordinator</b>		<b>329.74</b>	
2015/01547541	22/08/2024	114.80	Supplies and Materials
2015/01548956	23/08/2024	36.08	Supplies and Materials
2015/01612306	1/08/2024	178.86	Supplies and Materials
<b>Fleet Manager</b>		<b>92.48</b>	
2015/01343113	30/08/2024	92.48	Supplies and Materials
<b>Mechanical Workshop Supervisor</b>		<b>119.85</b>	
2015/01546447	21/08/2024	68.56	Supplies and Materials
2402/00962753	20/08/2024	51.29	Supplies and Materials
<b>Streetscape Supervisor</b>		<b>402.16</b>	
2015/01222700	23/08/2024	402.16	Supplies and Materials
<b>Workplace Health &amp; Safety Advisor</b>		<b>48.00</b>	
2015/01615457	6/08/2024	48.00	Supplies and Materials
<b>Waste Collection Supervisor</b>		<b>20.10</b>	
2015/01794423	21/08/2024	20.10	Supplies and Materials
<b>Leading Hand Maintenance</b>		<b>202.22</b>	
2015/01469145	6/08/2024	7.50	Supplies and Materials
2015/01471429	12/08/2024	41.86	Supplies and Materials
2015/01612661	1/08/2024	99.75	Supplies and Materials
<b>Trades Assistant/Sign Installer</b>		<b>399.23</b>	
2015/01540109	15/08/2024	53.11	Supplies and Materials
2015/01552778	27/08/2024	192.84	Supplies and Materials
2015/01623694	22/08/2024	153.28	Supplies and Materials
<b>Fire and Emergency Management Officer</b>		<b>88.44</b>	

**City of Cockburn**  
**Bunnings PowerPass Transactions Report**  
Transactions Made Between 1 August - 31 August 2024

Reference	Date	Amount	Description
2015/00135967	13/08/2024	54.21	Supplies and Materials
2015/01556332	30/08/2024	34.23	Supplies and Materials
<b>Streescapes Coordinator</b>		<b>153.31</b>	
2015/00142525	20/08/2024	86.31	Supplies and Materials
2015/01067873	6/08/2024	67.00	Supplies and Materials
<b>Urban Forest Supervisor</b>		<b>120.65</b>	
2015/01786575	13/08/2024	120.65	Supplies and Materials
<b>Environmental Supervisor</b>		<b>3,114.78</b>	
2015/01478588	29/08/2024	665.84	Supplies and Materials
2015/01793565	20/08/2024	111.52	Supplies and Materials
<b>Maintenance Supervisor - Works</b>		<b>548.13</b>	
2015/01545438	20/08/2024	23.74	Supplies and Materials
2015/01549027	23/08/2024	139.32	Supplies and Materials
2160/01875541	14/08/2024	385.07	Supplies and Materials
<b>Port Coogee Marina Operations Coordinator</b>		<b>338.42</b>	
2015/00144334	22/08/2024	316.25	Supplies and Materials
2442/01212925	25/08/2024	22.17	Supplies and Materials
<b>Civil Infrastructure Operations Supervisor</b>		<b>42.39</b>	
2015/01532616	8/08/2024	33.22	Supplies and Materials
2015/01547852	22/08/2024	9.17	Supplies and Materials
<b>Total Cards - 18</b>		<b>6,338.14</b>	

BP Australia Pty Ltd  
A.B.N. 53 004 085 616  
GPO Box 1621  
MELBOURNE VIC 3001

BP Plus  
Fleet Control Report

Account Enquiries: BP Accounts Receivable Telephone: 1800 225 527



CITY OF COCKBURN  
Accounts Payable (Invoice Only) PO  
067775  
PO Box 1215  
BIBRA LAKE DC PRIVATE BOXES WA  
6965

CITY OF COCKBURN

Account Number: 0050188034

Customer Number: 0115405338

Period Starting: 01/08/2024

Period Ending: 31/08/2024

Page: 1 of 36

Date: 31/08/2024

Card Number Vehicle/Driver	Date	Time	Purchase Location	Site No.	Receipt Number	Customer Reference	Product/Service					Odo meter (km)	KM Span	Litres/ 100km	Cents /km
							Description	CPL Price	Litres	Total Exc GST (\$)	GST (\$)	Total Inc GST (\$)			
7050 15405338 04250 1HTF630 2058 WHITE FORD RANGER UTILITY  Cost Centre	22/08/24	13:03:27	BIBRA LAKE	WA	7451	054185	ULT DSL	178.90 P	56.51	91.91	9.19	101.10	20581		
							DIESEL		56.51	91.91	9.19	101.10			
							TOTAL		56.51	91.91	9.19	101.10			
							YEAR TO DATE		677.39	1,143.61	114.35	1,257.96		7221	9.4
							DIESEL		56.51	91.91	9.19	101.10			
							TOTAL		56.51	91.91	9.19	101.10			
7050 15405338 02890 1GNC833 2067 WHITE KIA SORENTO WAGON  Cost Centre	09/08/24 27/08/24	11:04:18 09:33:29	BIBRA LAKE BIBRA LAKE	WA WA	7451 7451	053140 054453	ULT DSL	180.90 P	65.21	107.24	10.72	117.96	107803	686	9.5
							ULT DSL	177.90 P	61.97	100.22	10.02	110.24	108603	800	7.7
							DIESEL		127.18	207.46	20.74	228.20			
							TOTAL		127.18	207.46	20.74	228.20		1486	8.6
							YEAR TO DATE		793.88	1,337.26	133.73	1,470.99		4872	16.3
							DIESEL		127.18	207.46	20.74	228.20			
7050 15405338 03146 1GSP764 2077 WHITE HYUNDAI 130 HATCHBACK  Cost Centre	07/08/24 28/08/24	07:37:58 07:38:57	SPEARWOOD SPEARWOOD	WA WA	6443 6443	017719 018433	ULT DSL	181.90	39.04	64.55	6.46	71.01	127079	708	5.5
							ULT DSL	176.86	38.00	61.10	6.11	67.21	127000		
							DIESEL		77.04	125.65	12.57	138.22			
							TOTAL		77.04	125.65	12.57	138.22		708	10.9
							YEAR TO DATE		680.86	1,155.61	115.57	1,271.18		11632	5.9
							DIESEL		77.04	125.65	12.57	138.22			
7050 15405338 03732 1HBQ384 2097	05/08/24 09/08/24	10:23:43 16:29:46	BIBRA LAKE PADBURY	WA WA	7451 6222	013471 093001	ULT DSL	182.90 P	57.41	95.45	9.55	105.00	150378	849	6.8
							ULT DSL	181.90	51.08	84.46	8.45	92.91	151177	799	6.4
							TOTAL		77.04	125.65	12.57	138.22		708	10.9
							YEAR TO DATE		680.86	1,155.61	115.57	1,271.18		11632	5.9
							DIESEL		77.04	125.65	12.57	138.22			
							TOTAL		77.04	125.65	12.57	138.22		708	10.9

Go paperless and receive your invoices and statements via email. Provide your BP Plus account number along with your email address to [aucustcare@bp.com](mailto:aucustcare@bp.com) and our team will help you make the switch. If you have paid your account via credit card, your Service Fee will appear on your summary Tax Invoice.

Please Note: if you are disputing a transaction, this needs to be lodged in writing within 30 days from the date of issue of this Fleet Control Report.





Page: 2 of 36  
Date: 31/08/2024

Card Number Vehicle/Driver	Date	Time	Purchase Location		Site No.	Receipt Number	Customer Reference	Product/Service						Odo meter (km)	KM Span	Litres/ 100km	Cents /km											
								Description	CPL Price	Litres	Total Exc GST (\$)	GST (\$)	Total Inc GST (\$)															
WHITE SUBARU OUTBACK	15/08/24 23/08/24 29/08/24	17:25:53 07:35:56 07:35:54	CURRAMBINE COCKBURN CENTRAL BIBRA LAKE	WA WA WA	6427 7395 7451	000983 060841 013915		ULT DSL	179.87	54.25	88.71	8.87	97.58	152017	840	6.5	11.6											
								ULT DSL	179.90 P	57.26	93.65	9.36	103.01	152869	852	6.7	12.1											
								ULT DSL	177.90 P	54.63	88.35	8.84	97.19	153691	822	6.6	11.8											
								DIESEL		274.63	450.62	45.07	495.69															
								TOTAL	THIS PERIOD YEAR TO DATE	274.63 1,839.14	450.62 3,119.52	45.07 311.94	495.69 3,431.46		4162 26851	6.6 6.8	11.9 12.8											
									DIESEL		274.63	450.62	45.07	495.69														
								TOTAL	THIS PERIOD YEAR TO DATE	274.63 1,839.14	450.62 3,119.52	45.07 311.94	495.69 3,431.46		4162 26851	6.6 6.8	11.9 12.8											
Cost Centre	2097																											
																			DIESEL		274.63	450.62	45.07	495.69				
																		TOTAL	THIS PERIOD YEAR TO DATE	274.63 1,839.14	450.62 3,119.52	45.07 311.94	495.69 3,431.46		4162 26851	6.6 6.8	11.9 12.8	
																			ULT DSL	179.87	55.83	91.29	9.13	100.42	8228			
																		DIESEL		55.83	91.29	9.13	100.42					
																		TOTAL	THIS PERIOD YEAR TO DATE	55.83 860.68	91.29 1,455.19	9.13 145.50	100.42 1,600.69		8269	10.4	19.4	
																			DIESEL		55.83	91.29	9.13	100.42				
TOTAL	THIS PERIOD YEAR TO DATE	55.83 860.68	91.29 1,455.19	9.13 145.50	100.42 1,600.69		8269	10.4	19.4																			
7050 15405338 03724 1HBT680 2117 WHITE NISSAN XTRAIL WAGON	15/08/24	14:28:39	RIVERTON	WA	6186	004602																						
																			ULT DSL	179.87	55.83	91.29	9.13	100.42	8228			
																		DIESEL		55.83	91.29	9.13	100.42					
																		TOTAL	THIS PERIOD YEAR TO DATE	55.83 860.68	91.29 1,455.19	9.13 145.50	100.42 1,600.69		8269	10.4	19.4	
																			DIESEL		55.83	91.29	9.13	100.42				
																		TOTAL	THIS PERIOD YEAR TO DATE	55.83 860.68	91.29 1,455.19	9.13 145.50	100.42 1,600.69		8269	10.4	19.4	
																			ULT DSL	182.90 P	66.17	110.02	11.00	121.02	40798	998	6.6	12.1
ULT DSL	177.90 P	71.11	115.00	11.50	126.50	41788	990	7.2	12.8																			
Cost Centre	2117																											
																			DIESEL		137.28	225.02	22.50	247.52				
																		TOTAL	THIS PERIOD YEAR TO DATE	137.28 1,180.72	225.02 1,996.95	22.50 199.68	247.52 2,196.63		1988 12814	6.9 9.2	12.5 17.1	
																			DIESEL		137.28	225.02	22.50	247.52				
																		TOTAL	THIS PERIOD YEAR TO DATE	137.28 1,180.72	225.02 1,996.95	22.50 199.68	247.52 2,196.63		1988 12814	6.9 9.2	12.5 17.1	
																			ULT DSL	182.86	62.87	104.51	10.45	114.96	71444	646	9.7	17.8
																		ULT DSL	182.90 P	56.26	93.55	9.35	102.90	72052	608	9.3	16.9	
ULT DSL	181.87	61.12	101.05	10.11	111.16	72681	629	9.7	17.7																			
7050 15405338 04227 1HSW320 2166 WHITE FORD RANGER UTE	08/08/24 26/08/24	10:27:19 17:54:45	BIBRA LAKE BIBRA LAKE	WA WA	7451 7451	053013 054422																						
																			ULT DSL	182.90 P	66.17	110.02	11.00	121.02	40798	998	6.6	12.1
																		ULT DSL	177.90 P	71.11	115.00	11.50	126.50	41788	990	7.2	12.8	
																		DIESEL		137.28	225.02	22.50	247.52					
																		TOTAL	THIS PERIOD YEAR TO DATE	137.28 1,180.72	225.02 1,996.95	22.50 199.68	247.52 2,196.63		1988 12814	6.9 9.2	12.5 17.1	
																			DIESEL		137.28	225.02	22.50	247.52				
																		TOTAL	THIS PERIOD YEAR TO DATE	137.28 1,180.72	225.02 1,996.95	22.50 199.68	247.52 2,196.63		1988 12814	6.9 9.2	12.5 17.1	
7050 15405338 03989 1HMMW121 2176 WHITE MITSUBISHI TRITON UTE	01/09/24 08/09/24 15/09/24	12:13:15 14:14:38 12:34:07	BIBRA LAKE BIBRA LAKE COCKBURN CENTRAL	WA WA WA	7451 7451 7395	052514 053056 060215																						
																			ULT DSL	182.86	62.87	104.51	10.45	114.96	71444	646	9.7	17.8
																		ULT DSL	182.90 P	56.26	93.55	9.35	102.90	72052	608	9.3	16.9	
																		ULT DSL	181.87	61.12	101.05	10.11	111.16	72681	629	9.7	17.7	
																			ULT DSL	182.86	62.87	104.51	10.45	114.96	71444	646	9.7	17.8
																		ULT DSL	182.90 P	56.26	93.55	9.35	102.90	72052	608	9.3	16.9	
																		ULT DSL	181.87	61.12	101.05	10.11	111.16	72681	629	9.7	17.7	

BP Australia Pty Ltd  
A.B.N. 53 004 085 616  
GPO Box 1621  
MELBOURNE VIC 3001

BP Plus  
Fleet Control Report

Account Enquiries: BP Accounts Receivable Telephone: 1800 225 527



CITY OF COCKBURN  
Accounts Payable (Invoice Only) PO  
067775  
PO Box 1215  
BIBRA LAKE DC PRIVATE BOXES WA  
6965

CITY OF COCKBURN

Account Number: 0050188034

Customer Number: 0115405338

Period Starting: 01/08/2024

Period Ending: 31/08/2024

Page: 3 of 36

Date: 31/08/2024

Card Number Vehicle/Driver	Date	Time	Purchase Location	Site No.	Receipt Number	Customer Reference	Product/Service					Odo meter (km)	KM Span	Litres/ 100km	Cents /km
							Description	CPL Price	Litres	Total Exc GST (\$)	GST (\$)				
Cost Centre  7050 15405338 04235 1HTW447 2206 WHITE FORD RANGER UTILITY	22/08/24 29/08/24	08:33:43 08:23:26	BIBRA LAKE BIBRA LAKE	WA WA	7451 7451	054165 054639	ULT DSL	178.90 P	59.67	97.05	9.70	73307	626 513	9.5 9.7	17.1 17.3
							ULT DSL	177.90 P	49.78	80.51	8.05	73820			
							DIESEL		289.70	476.67	47.66				
			2176				TOTAL	THIS PERIOD	289.70	476.67	47.66		3022	9.6	17.4
							YEAR TO DATE		1,751.65	2,972.72	297.26				
			2206				DIESEL		289.70	476.67	47.66		3022	9.6	17.4
							TOTAL	THIS PERIOD	289.70	476.67	47.66				
							YEAR TO DATE		1,751.65	2,972.72	297.26				
			2217				ULT DSL	180.86	65.01	106.89	10.69	39610	817	8.0	14.4
							ULT DSL	179.87	60.79	99.40	9.94	404368			
							ULT DSL	178.32	53.81	87.23	8.72	41070			
Cost Centre  7050 15405338 03575 1GZQ778 2217 WHITE TOYOTA CAMRY SEDAN	01/08/24 12/08/24 21/08/24 29/08/24	07:11:28 12:19:13 07:04:37 07:12:54	SOUTH FREMANTLE SOUTH FREMANTLE FREMANTLE FREMANTLE	WA WA WA WA	9802 9802 6220 6220	023632 013608 052469 052844	ULT DSL	176.86	59.71	96.00	9.60	41812	742	8.0	14.2
							DIESEL		239.32	389.52	38.95				
							TOTAL	THIS PERIOD	239.32	389.52	38.95		1559	15.4	27.5
			2206				YEAR TO DATE		1,408.84	2,377.68	237.76				
			2217				DIESEL		239.32	389.52	38.95		1559	15.4	27.5
							TOTAL	THIS PERIOD	239.32	389.52	38.95				
							YEAR TO DATE		1,408.84	2,377.68	237.76				
			2217				ULP UNM	177.42	46.30	74.67	7.47	777			
							M/S		46.30	74.67	7.47				
							TOTAL	THIS PERIOD	46.30	74.67	7.47				
Cost Centre  7050 15405338 04532 11DI923 2236 WHITE FORD RANGER	08/08/24 11/08/24	11:13:32	BIBRA LAKE	WA	7451	053022	YEAR TO DATE								
			2217				M/S		46.30	74.67	7.47				
							TOTAL	THIS PERIOD	46.30	74.67	7.47				
							YEAR TO DATE		133.36	210.09	21.02				
			2217				M/S		46.30	74.67	7.47				
							TOTAL	THIS PERIOD	46.30	74.67	7.47				
							YEAR TO DATE		133.36	210.09	21.02				
			2217				ULT DSL	182.90 P	64.65	107.49	10.75	11303	582	11.1	20.3
							ULT DSL	182.90 P	54.42	90.48	9.05	11805			
							ULT DSL	178.90 P	59.76	97.19	9.72	12373			
Cost Centre  7050 15405338 04532 11DI923 2236 WHITE FORD RANGER	05/08/24 09/08/24 14/08/24 17/08/24	11:24:20 08:28:36 10:39:21 18:29:26	BIBRA LAKE COCKBURN CENTRAL BIBRA LAKE BALDIVIS	WA WA WA WA	7451 7395 7451 7374	052717 059769 053509 083374	ULT DSL	179.87	43.28	70.77	7.08	12765	392	11.0	19.9
							ULT DSL								
							ULT DSL								
			2217				ULT DSL								
							ULT DSL								
							ULT DSL								
			2217				ULT DSL								
							ULT DSL								
							ULT DSL								
			2217				ULT DSL								
							ULT DSL								
							ULT DSL								

BP Australia Pty Ltd  
A.B.N. 53 004 085 616  
GPO Box 1621  
MELBOURNE VIC 3001

BP Plus  
Fleet Control Report

Account Enquiries: BP Accounts Receivable Telephone: 1800 225 527



CITY OF COCKBURN  
Accounts Payable (Invoice Only) PO  
067775  
PO Box 1215  
BIBRA LAKE DC PRIVATE BOXES WA  
6965

CITY OF COCKBURN

Account Number: 0050188034

Customer Number: 0115405338

Period Starting: 01/08/2024

Period Ending: 31/08/2024

Page: 4 of 36

Date: 31/08/2024

Card Number Vehicle/Driver	Date	Time	Purchase Location	Site No.	Receipt Number	Customer Reference	Product/Service					Odo meter (km)	KM Span	Litres/ 100km	Cents /km
							Description	CPL Price	Litres	Total Exc GST (\$)	GST (\$)				
Cost Centre  7050 15405338 04052 1GMF052 2246 WHITE SUBARU OUTBACK WAGON	24/08/24 29/08/24	11:24:22 10:34:54	MANDURAH BIBRA LAKE	WA WA	1993 7451	018182 054653	ULT DSL	172.90 P	59.79	93.98	9.40	13316	551	10.9	18.8
							ULT DSL	177.90 P	43.83	70.88	7.09	13694	378	11.6	20.6
							DIESEL		325.73	530.79	53.09				
							TOTAL		325.73	530.79	53.09		2973	11.0	19.6
	12/08/24 29/08/24	07:52:58 09:31:39	BIBRA LAKE SUCCESS	WA WA	7451 5992	053252 014308	THIS PERIOD		325.73	530.79	53.09		2973	11.0	19.6
							YEAR TO DATE		1,404.43	2,364.19	236.42		11496	12.2	22.6
							DIESEL		325.73	530.79	53.09				
							TOTAL		325.73	530.79	53.09		2973	11.0	19.6
	06/08/24 23/08/24	07:31:02 17:43:02	KARDINYA BIBRA LAKE	WA WA	6207 7451	049463 054233	THIS PERIOD		1,404.43	2,364.19	236.42		11496	12.2	22.6
							YEAR TO DATE		1,404.43	2,364.19	236.42		11496	12.2	22.6
Cost Centre  7050 15405338 04177 1HRY951 2257 WHITE FORD RANGER UTE	02/08/24 23/08/24	15:54:07 13:52:56	COCKBURN CENTRAL BIBRA LAKE	WA WA	7395 7451	059278 054215	ULT DSL	180.90 P	45.53	74.87	7.49	92860	466	9.8	17.7
							ULT DSL	176.86	40.49	65.10	6.51	93389	529	7.7	13.5
							DIESEL		86.02	139.97	14.00				
							TOTAL		86.02	139.97	14.00		995	8.6	15.5
	02/08/24 23/08/24	15:54:07 13:52:56	COCKBURN CENTRAL BIBRA LAKE	WA WA	7395 7451	059278 054215	THIS PERIOD		457.45	776.08	77.61		2840	16.1	30.1
							YEAR TO DATE		457.45	776.08	77.61		2840	16.1	30.1
							DIESEL		86.02	139.97	14.00				
							TOTAL		86.02	139.97	14.00		995	8.6	15.5
	02/08/24 23/08/24	15:54:07 13:52:56	COCKBURN CENTRAL BIBRA LAKE	WA WA	7395 7451	059278 054215	THIS PERIOD		457.45	776.08	77.61		2840	16.1	30.1
							YEAR TO DATE		457.45	776.08	77.61		2840	16.1	30.1
Cost Centre  7050 15405338 04482 11CB465 2297 FORD RANGER WHITE	02/08/24 23/08/24	15:54:07 13:52:56	COCKBURN CENTRAL BIBRA LAKE	WA WA	7395 7451	059278 054215	ULT DSL	178.90 P	57.50	93.52	9.35	57100	592	9.7	17.4
							ULT DSL	178.90 P	70.58	114.79	11.48	578612			
							DIESEL		128.08	208.31	20.83				
							TOTAL		128.08	208.31	20.83		592	21.6	38.7
	02/08/24 23/08/24	15:54:07 13:52:56	COCKBURN CENTRAL BIBRA LAKE	WA WA	7395 7451	059278 054215	THIS PERIOD		1,469.21	2,499.09	249.92		16514	8.9	16.6
							YEAR TO DATE		1,469.21	2,499.09	249.92		16514	8.9	16.6
							DIESEL		128.08	208.31	20.83				
							TOTAL		128.08	208.31	20.83		592	21.6	38.7
	02/08/24 23/08/24	15:54:07 13:52:56	COCKBURN CENTRAL BIBRA LAKE	WA WA	7395 7451	059278 054215	THIS PERIOD		1,469.21	2,499.09	249.92		16514	8.9	16.6
							YEAR TO DATE		1,469.21	2,499.09	249.92		16514	8.9	16.6
							DIESEL		128.08	208.31	20.83				
							TOTAL		128.08	208.31	20.83		592	21.6	38.7

BP Australia Pty Ltd  
A.B.N. 53 004 085 616  
GPO Box 1621  
MELBOURNE VIC 3001

BP Plus  
Fleet Control Report

Account Enquiries: BP Accounts Receivable Telephone: 1800 225 527



CITY OF COCKBURN  
Accounts Payable (Invoice Only) PO  
067775  
PO Box 1215  
BIBRA LAKE DC PRIVATE BOXES WA  
6965

CITY OF COCKBURN

Account Number: 0050188034

Customer Number: 0115405338

Period Starting: 01/08/2024

Period Ending: 31/08/2024

Page: 5 of 36

Date: 31/08/2024

Card Number Vehicle/Driver	Date	Time	Purchase Location	Site No.	Receipt Number	Customer Reference	Product/Service					Odo meter (km)	KM Span	Litres/ 100km	Cents /km		
							Description	CPL Price	Litres	Total Exc GST (\$)	GST (\$)					Total Inc GST (\$)	
Cost Centre  7050 15405338 02759 1GLZ772 2307 WHITE MITSUBISHI TRITON UTE	15/08/24	16:25:43	2297  BIBRA LAKE	WA	7451	053646		DIESEL	140.85	229.91	23.00	252.91					
							TOTAL	THIS PERIOD	140.85	229.91	23.00	252.91		1498	9.4	16.9	
								YEAR TO DATE	627.71	1,055.93	105.62	1,161.55		6109	10.3	19.0	
								DIESEL	140.85	229.91	23.00	252.91					
							TOTAL	THIS PERIOD	140.85	229.91	23.00	252.91		1498	9.4	16.9	
								YEAR TO DATE	627.71	1,055.93	105.62	1,161.55		6109	10.3	19.0	
Cost Centre  7050 15405338 04169 1HRY950 2308 WHITE FORD RANGER UTE	01/08/24 14/08/24 30/08/24	10:05:18 07:11:49 13:10:04	BIBRA LAKE BIBRA LAKE BIBRA LAKE	WA WA WA	7451 7451 7451	052498 053470 054766		ULT DSL	178.90 P	40.35	65.63	6.56	72.19	99724	443	9.1	16.3
								DIESEL	40.35	65.63	6.56	72.19					
							TOTAL	THIS PERIOD	40.35	65.63	6.56	72.19		443	9.1	16.3	
								YEAR TO DATE	518.51	869.55	86.96	956.51		5467	9.5	17.5	
								DIESEL	40.35	65.63	6.56	72.19					
							TOTAL	THIS PERIOD	40.35	65.63	6.56	72.19		443	9.1	16.3	
Cost Centre  7050 15405338 03831 1HFX380 2317 SILVER NISSAN XTRAIL WAGON	06/08/24 16/08/24 24/08/24	16:11:15 16:37:31 16:20:28	BIBRA LAKE CARLISLE CARLISLE	WA WA WA	7451 6218 6218	052850 010707 011130		ULT DSL	182.86	69.69	115.85	11.59	127.44	35040	930	7.5	13.7
								ULT DSL	178.90 P	71.83	116.82	11.68	128.50	36030	990	7.3	13.0
								ULT DSL	177.90 P	65.61	106.11	10.61	116.72	36930	900	7.3	13.0
								DIESEL	207.13	338.78	33.88	372.66					
							TOTAL	THIS PERIOD	207.13	338.78	33.88	372.66		2820	7.3	13.2	
								YEAR TO DATE	1,286.73	2,184.03	218.40	2,402.43		13488	9.5	17.8	
	DIESEL	207.13	338.78	33.88	372.66												
	TOTAL	THIS PERIOD	207.13	338.78	33.88	372.66		2820	7.3	13.2							
		YEAR TO DATE	1,286.73	2,184.03	218.40	2,402.43		13488	9.5	17.8							
		ULP UNM	163.70 P	58.59	87.19	8.72	95.91	59344	559	10.5	17.2						
		ULP UNM	172.48	55.94	87.72	8.77	96.49	59911	567	9.9	17.0						
		ULP UNM	170.58	56.69	87.91	8.79	96.70	60468	557	10.2	17.4						

BP Australia Pty Ltd  
A.B.N. 53 004 085 616  
GPO Box 1621  
MELBOURNE VIC 3001

BP Plus  
Fleet Control Report

Account Enquiries: BP Accounts Receivable Telephone: 1800 225 527



CITY OF COCKBURN  
Accounts Payable (Invoice Only) PO  
067775  
PO Box 1215  
BIBRA LAKE DC PRIVATE BOXES WA  
6965

CITY OF COCKBURN

Account Number: 0050188034

Customer Number: 0115405338

Page: 6 of 36

Period Starting: 01/08/2024

Period Ending: 31/08/2024

Date: 31/08/2024

Card Number Vehicle/Driver	Date	Time	Purchase Location	Site No.	Receipt Number	Customer Reference	Product/Service					Odo meter (km)	KM Span	Litres/100km	Cents /km
							Description	CPL Price	Litres	Total Exc GST (\$)	GST (\$)	Total Inc GST (\$)			
Cost Centre  7050 15405338 04219 1HSW321 2329 WHITE FORD RANGER UTE	04/08/24 24/08/24	16:57:53 16:05:46	BIBRA LAKE SPEARWOOD	WA WA	7451 6443	052670 018306	M/S		171.22	262.82	26.28	289.10			
							TOTAL		171.22	262.82	26.28	289.10		1683	10.2
							THIS PERIOD		1,316.75	2,097.10	209.71	2,306.81		12548	10.5
							YEAR TO DATE								18.4
Cost Centre  7050 15405338 03963 1HLQ161 2336 WHITE FORD RANGER UTILITY	07/08/24	10:43:49	BIBRA LAKE	WA	7451	052904	M/S		171.22	262.82	26.28	289.10			
							TOTAL		171.22	262.82	26.28	289.10		1683	10.2
							THIS PERIOD		1,316.75	2,097.10	209.71	2,306.81		12548	10.5
							YEAR TO DATE								18.4
Cost Centre  7050 15405338 03948 1HJO790 2346 WHITE FORD RANGER UTILITY	06/08/24	10:55:18	BIBRA LAKE	WA	7451	013500	ULSD G10	179.90 P	43.40	70.98	7.10	78.08	777		
							ULT DSL	178.32	64.51	104.57	10.46	115.03	777		
							DIESEL		107.91	175.55	17.56	193.11			
							TOTAL		107.91	175.55	17.56	193.11		3698	15.8
Cost Centre  7050 15405338 03948 1HJO790 2346 WHITE FORD RANGER UTILITY	06/08/24	10:55:18	BIBRA LAKE	WA	7451	013500	THIS PERIOD		584.28	987.06	98.70	1,085.76			29.4
							YEAR TO DATE								
							DIESEL		107.91	175.55	17.56	193.11			
							TOTAL		107.91	175.55	17.56	193.11		3698	15.8
Cost Centre  7050 15405338 03948 1HJO790 2346 WHITE FORD RANGER UTILITY	06/08/24	10:55:18	BIBRA LAKE	WA	7451	013500	THIS PERIOD		584.28	987.06	98.70	1,085.76			29.4
							YEAR TO DATE								
							DIESEL		70.03	114.53	11.45	125.98	36636	786	8.9
							TOTAL		70.03	114.53	11.45	125.98		786	8.9
Cost Centre  7050 15405338 03948 1HJO790 2346 WHITE FORD RANGER UTILITY	06/08/24	10:55:18	BIBRA LAKE	WA	7451	013500	THIS PERIOD		596.68	1,017.83	101.78	1,119.61			16.0
							YEAR TO DATE								16.5
							DIESEL		70.03	114.53	11.45	125.98			
							TOTAL		70.03	114.53	11.45	125.98		786	8.9
Cost Centre  7050 15405338 03948 1HJO790 2346 WHITE FORD RANGER UTILITY	06/08/24	10:55:18	BIBRA LAKE	WA	7451	013500	THIS PERIOD		596.68	1,017.83	101.78	1,119.61			16.0
							YEAR TO DATE								16.5
							ULT DSL	182.90 P	63.84	106.15	10.61	116.76	48000		



BP Australia Pty Ltd  
A.B.N. 53 004 085 616  
GPO Box 1621  
MELBOURNE VIC 3001

BP Plus  
Fleet Control Report

Account Enquiries: BP Accounts Receivable Telephone: 1800 225 527



CITY OF COCKBURN  
Accounts Payable (Invoice Only) PO  
067775  
PO Box 1215  
BIBRA LAKE DC PRIVATE BOXES WA  
6965

CITY OF COCKBURN

Account Number: 0050188034

Customer Number: 0115405338

Period Starting: 01/08/2024

Period Ending: 31/08/2024

Page: 7 of 36

Date: 31/08/2024

Card Number Vehicle/Driver	Date	Time	Purchase Location	Site No.	Receipt Number	Customer Reference	Product/Service					Odo meter (km)	KM Span	Litres/ 100km	Cents /km
							Description	CPL Price	Litres	Total Exc GST (\$)	GST (\$)	Total Inc GST (\$)			
Cost Centre  7050 15405338 03526 1GYO863 2355 WHITE FORD RANGER UTILITY	06/08/24 20/08/24	13:32:59 17:04:37	BIBRA LAKE MANNING	WA WA	7451 6227	052825 545399	DIESEL		63.84	106.15	10.61	116.76			
							TOTAL		63.84	106.15	10.61	116.76			
							THIS PERIOD		935.03	1,579.23	157.91	1,737.14		6244	15.0
							YEAR TO DATE								27.8
Cost Centre  7050 15405338 03351 1GXF233 2397 WHITE FORD RANGER UTILITY	06/08/24	13:34:23	BIBRA LAKE	WA	7451	052826	DIESEL		63.84	106.15	10.61	116.76			
							TOTAL		63.84	106.15	10.61	116.76			
							THIS PERIOD		935.03	1,579.23	157.91	1,737.14		6244	15.0
							YEAR TO DATE								27.8
Cost Centre  7050 15405338 04490 11CH248 2398 FORD RANGER WHITE	07/08/24 18/08/24 26/08/24	10:56:39 07:54:04 08:53:35	BIBRA LAKE BIBRA LAKE BIBRA LAKE	WA WA WA	7451 7451 7451	052907 053788 054339	ULT DSL	182.90 P	51.26	85.23	8.52	93.75	54597	472	10.9
							ULT DSL	178.89 P	51.88	84.37	8.44	92.81	55073	476	10.9
							DIESEL		103.14	169.60	16.96	186.56			
							TOTAL		103.14	169.60	16.96	186.56		948	10.9
Cost Centre  7050 15405338 04490 11CH248 2398 FORD RANGER WHITE	07/08/24 18/08/24 26/08/24	10:56:39 07:54:04 08:53:35	BIBRA LAKE BIBRA LAKE BIBRA LAKE	WA WA WA	7451 7451 7451	052907 053788 054339	THIS PERIOD		810.86	1,371.00	137.10	1,508.10		5784	14.0
							YEAR TO DATE								26.1
							DIESEL		103.14	169.60	16.96	186.56			
							TOTAL		103.14	169.60	16.96	186.56		948	10.9
Cost Centre  7050 15405338 04490 11CH248 2398 FORD RANGER WHITE	07/08/24 18/08/24 26/08/24	10:56:39 07:54:04 08:53:35	BIBRA LAKE BIBRA LAKE BIBRA LAKE	WA WA WA	7451 7451 7451	052907 053788 054339	THIS PERIOD		810.86	1,371.00	137.10	1,508.10		5784	14.0
							YEAR TO DATE								26.1
							DIESEL		60.75	101.01	10.10	111.11			
							TOTAL		60.75	101.01	10.10	111.11			
Cost Centre  7050 15405338 04490 11CH248 2398 FORD RANGER WHITE	07/08/24 18/08/24 26/08/24	10:56:39 07:54:04 08:53:35	BIBRA LAKE BIBRA LAKE BIBRA LAKE	WA WA WA	7451 7451 7451	052907 053788 054339	THIS PERIOD		855.76	1,452.47	145.25	1,597.72		5481	15.6
							YEAR TO DATE								29.2
							DIESEL		60.75	101.01	10.10	111.11			
							TOTAL		60.75	101.01	10.10	111.11		5481	15.6
Cost Centre  7050 15405338 04490 11CH248 2398 FORD RANGER WHITE	07/08/24 18/08/24 26/08/24	10:56:39 07:54:04 08:53:35	BIBRA LAKE BIBRA LAKE BIBRA LAKE	WA WA WA	7451 7451 7451	052907 053788 054339	THIS PERIOD		855.76	1,452.47	145.25	1,597.72		5481	15.6
							YEAR TO DATE								29.2
							DIESEL		60.75	101.01	10.10	111.11			
							TOTAL		60.75	101.01	10.10	111.11		5481	15.6
Cost Centre  7050 15405338 04490 11CH248 2398 FORD RANGER WHITE	07/08/24 18/08/24 26/08/24	10:56:39 07:54:04 08:53:35	BIBRA LAKE BIBRA LAKE BIBRA LAKE	WA WA WA	7451 7451 7451	052907 053788 054339	ULT DSL	182.90 P	67.64	112.46	11.25	123.71	13077	783	8.6
							ULT DSL	178.90 P	73.24	119.12	11.91	131.03	13939	862	8.5
							ULT DSL	177.90 P	61.04	98.72	9.87	108.59	14691	752	8.1
							TOTAL								14.4

BP Australia Pty Ltd  
A.B.N. 53 004 085 616  
GPO Box 1621  
MELBOURNE VIC 3001

BP Plus  
Fleet Control Report

Account Enquiries: BP Accounts Receivable Telephone: 1800 225 527



CITY OF COCKBURN  
Accounts Payable (Invoice Only) PO  
067775  
PO Box 1215  
BIBRA LAKE DC PRIVATE BOXES WA  
6965

CITY OF COCKBURN

Account Number: 0050188034

Customer Number: 0115405338

Period Starting: 01/08/2024

Period Ending: 31/08/2024

Page: 8 of 36

Date: 31/08/2024

Card Number Vehicle/Driver	Date	Time	Purchase Location	Site No.	Receipt Number	Customer Reference	Product/Service					Odo meter (km)	KM Span	Litres/100km	Cents /km
							Description	CPL Price	Litres	Total Exc GST (\$)	GST (\$)	Total Inc GST (\$)			
Cost Centre  7050 15405338 04359 1GYZ376 2407 WHITE MITSUBISHI TRITON UTE	31/07/24 09/08/24 17/08/24 27/08/24	11:44:02 12:53:21 17:54:59 12:16:24	NAVAL BASE COCKBURN CENTRAL BIBRA LAKE BIBRA LAKE	WA WA WA WA	7770 7395 7451 7451	022196 059799 053785 054473	DIESEL		201.92	330.30	33.03	363.33			
							TOTAL		201.92	330.30	33.03	363.33		2397	8.4
							THIS PERIOD		1,312.97	2,237.21	223.72	2,460.93		12431	10.6
							YEAR TO DATE								19.8
							DIESEL		201.92	330.30	33.03	363.33			
							TOTAL		201.92	330.30	33.03	363.33		2397	8.4
Cost Centre  7050 15405338 03781 1HEJ525 2418 WHITE FORD RANGER UTILITY	02/08/24 09/08/24 17/08/24 20/08/24 28/08/24	17:17:15 15:06:22 07:57:01 11:30:28 16:20:16	BIBRA LAKE BIBRA LAKE BIBRA LAKE BIBRA LAKE BIBRA LAKE	WA WA WA WA WA	7451 7451 7451 7451 7451	052620 053161 053757 013736 054602	ULT DSL	179.90 P	54.78	89.59	8.96	98.55	76794	190	28.8
							ULT DSL	182.90 P	48.71	80.99	8.10	89.09	773000		51.9
							ULT DSL	178.90 P	51.03	82.99	8.30	91.29	77689		
							ULT DSL	174.90 P	56.99	90.62	9.06	99.68	78083	394	14.5
							ULT DSL								25.3
							DIESEL		211.51	344.19	34.42	378.61			
Cost Centre  7050 15405338 03898 1HIN859 2438 WHITE FORD RANGER UTILITY	06/08/24 16/08/24 24/08/24	09:34:45 10:20:27 14:38:30	BIBRA LAKE FREMANTLE BIBRA LAKE	WA WA WA	7451 6220 7451	013497 052259 054265	TOTAL		211.51	344.19	34.42	378.61		584	36.2
							THIS PERIOD		1,409.80	2,390.31	239.05	2,629.36		9414	15.0
							YEAR TO DATE								27.9
							DIESEL		211.51	344.19	34.42	378.61			
							TOTAL		211.51	344.19	34.42	378.61		584	36.2
							THIS PERIOD		1,409.80	2,390.31	239.05	2,629.36		9414	15.0
Cost Centre  7050 15405338 03898 1HIN859 2438 WHITE FORD RANGER UTILITY	06/08/24 16/08/24 24/08/24	09:34:45 10:20:27 14:38:30	BIBRA LAKE FREMANTLE BIBRA LAKE	WA WA WA	7451 6220 7451	013497 052259 054265	ULT DSL	182.86	52.46	87.21	8.72	95.93	111619	610	8.6
							ULT DSL	180.90 P	73.78	121.34	12.13	133.47	112522	903	8.2
							ULT DSL	178.90 P	71.91	116.95	11.70	128.65	113378	856	8.4
							ULT DSL	178.90 P	32.73	53.23	5.32	58.55	113789	411	8.0
							ULT DSL	177.90 P	70.10	113.37	11.34	124.71	114600	811	8.6
							DIESEL		300.98	492.10	49.21	541.31			
Cost Centre  7050 15405338 03898 1HIN859 2438 WHITE FORD RANGER UTILITY	06/08/24 16/08/24 24/08/24	09:34:45 10:20:27 14:38:30	BIBRA LAKE FREMANTLE BIBRA LAKE	WA WA WA	7451 6220 7451	013497 052259 054265	TOTAL		300.98	492.10	49.21	541.31		3591	8.4
							THIS PERIOD		1,591.33	2,687.25	268.70	2,955.95		16851	9.4
							YEAR TO DATE								17.5
							DIESEL		300.98	492.10	49.21	541.31			
							TOTAL		300.98	492.10	49.21	541.31		3591	8.4
							THIS PERIOD		1,591.33	2,687.25	268.70	2,955.95		16851	9.4
Cost Centre  7050 15405338 03898 1HIN859 2438 WHITE FORD RANGER UTILITY	06/08/24 16/08/24 24/08/24	09:34:45 10:20:27 14:38:30	BIBRA LAKE FREMANTLE BIBRA LAKE	WA WA WA	7451 6220 7451	013497 052259 054265	ULT DSL	179.90 P	65.26	106.73	10.67	117.40	71605	675	9.7
							ULT DSL	179.87	46.43	75.92	7.59	83.51	72045	440	10.6
							ULT DSL	175.90 P	61.83	98.87	9.89	108.76	72747	702	8.8

BP Australia Pty Ltd  
A.B.N. 53 004 085 616  
GPO Box 1621  
MELBOURNE VIC 3001

BP Plus  
Fleet Control Report

Account Enquiries: BP Accounts Receivable Telephone: 1800 225 527



CITY OF COCKBURN  
Accounts Payable (Invoice Only) PO  
067775  
PO Box 1215  
BIBRA LAKE DC PRIVATE BOXES WA  
6965

CITY OF COCKBURN

Account Number: 0050188034

Customer Number: 0115405338

Period Starting: 01/08/2024

Period Ending: 31/08/2024

Page: 9 of 36

Date: 31/08/2024

Card Number Vehicle/Driver	Date	Time	Purchase Location	Site No.	Receipt Number	Customer Reference	Product/Service					Odo meter (km)	KM Span	Litres/100km	Cents /km
							Description	CPL Price	Litres	Total Exc GST (\$)	GST (\$)	Total Inc GST (\$)			
Cost Centre  7050 15405338 03120 1GTE408 2467 WHITE FORD RANGER UTE	01/08/24 21/08/24	15:03:05 12:53:28	BIBRA LAKE BIBRA LAKE	WA WA	7451 7451	052533 054093	DIESEL		173.52	281.52	28.15	309.67			
							TOTAL		173.52	281.52	28.15	309.67		1817	9.5
							THIS PERIOD		1,320.20	2,235.20	223.53	2,458.73		12424	10.6
							YEAR TO DATE								19.8
							DIESEL		173.52	281.52	28.15	309.67			
							TOTAL		173.52	281.52	28.15	309.67		1817	9.5
Cost Centre  7050 15405338 03971 1HMI124 2497 WHITE FORD RANGER UTE	14/08/24	10:38:47	BIBRA LAKE	WA	7451	053508	ULT DSL	182.86	63.19	105.05	10.50	115.55	65642	581	10.9
							ULT DSL	178.90 P	69.93	113.73	11.37	125.10	66273	631	11.1
							DIESEL		133.12	218.78	21.87	240.65			19.9
							TOTAL		133.12	218.78	21.87	240.65		1212	11.0
							THIS PERIOD		1,039.95	1,774.35	177.44	1,951.79		7788	13.4
							YEAR TO DATE								25.1
Cost Centre  7050 15405338 02494 1GGH334 2507 WHITE MAZDA 6 SEDAN	29/08/24	08:49:42	PIARA WATERS	WA	1110	016374	DIESEL		133.12	218.78	21.87	240.65			
							TOTAL		133.12	218.78	21.87	240.65		1212	11.0
							THIS PERIOD		1,039.95	1,774.35	177.44	1,951.79		7788	13.4
							YEAR TO DATE								25.1
							ULT DSL	178.90 P	66.41	108.01	10.80	118.81	42000	650	10.2
							DIESEL		66.41	108.01	10.80	118.81			18.3
Cost Centre  7050 15405338 02494 1GGH334 2507 WHITE MAZDA 6 SEDAN	29/08/24	08:49:42	PIARA WATERS	WA	1110	016374	TOTAL		66.41	108.01	10.80	118.81		650	10.2
							THIS PERIOD		1,110.31	1,887.24	188.73	2,075.97		4846	22.9
							YEAR TO DATE								42.8
							DIESEL		66.41	108.01	10.80	118.81			
							TOTAL		66.41	108.01	10.80	118.81		650	10.2
							THIS PERIOD		1,110.31	1,887.24	188.73	2,075.97		4846	22.9
							YEAR TO DATE								42.8
Cost Centre  7050 15405338 02494 1GGH334 2507 WHITE MAZDA 6 SEDAN	29/08/24	08:49:42	PIARA WATERS	WA	1110	016374	ULP UNM	170.35	47.17	73.05	7.30	80.35	777		

BP Australia Pty Ltd  
A.B.N. 53 004 085 616  
GPO Box 1621  
MELBOURNE VIC 3001

BP Plus  
Fleet Control Report

Account Enquiries: BP Accounts Receivable Telephone: 1800 225 527



CITY OF COCKBURN  
Accounts Payable (Invoice Only) PO  
067775  
PO Box 1215  
BIBRA LAKE DC PRIVATE BOXES WA  
6965

CITY OF COCKBURN

Account Number: 0050188034

Customer Number: 0115405338

Period Starting: 01/08/2024

Period Ending: 31/08/2024

Page: 10 of 36

Date: 31/08/2024

Card Number Vehicle/Driver	Date	Time	Purchase Location	Site No.	Receipt Number	Customer Reference	Product/Service					Odo meter (km)	KM Span	Litres/ 100km	Cents /km		
							Description	CPL Price	Litres	Total Exc GST (\$)	GST (\$)					Total Inc GST (\$)	
Cost Centre  7050 15405338 03708 1HCC815 2515 WHITE FORD RANGER UTILITY	12/08/24	15:42:25	SUCCESS	WA	5992	034203		M/S	47.17	73.05	7.30	80.35					
							TOTAL	THIS PERIOD	47.17	73.05	7.30	80.35					
								YEAR TO DATE	825.43	1,311.87	131.16	1,443.03		7978	10.3	18.1	
Cost Centre  7050 15405338 03849 1HHB989 2537 WHITE FORD RANGER UTILITY	18/08/24	15:32:30	HUNTINGDALE	WA	6117	078531		M/S	47.17	73.05	7.30	80.35					
							TOTAL	THIS PERIOD	47.17	73.05	7.30	80.35					
								YEAR TO DATE	825.43	1,311.87	131.16	1,443.03		7978	10.3	18.1	
Cost Centre  7050 15405338 03344 1GXB734 2555 WHITE SUBARU OUTBACK WAGON	07/08/24 20/08/24	07:59:38 07:58:40	BIBRA LAKE BIBRA LAKE	WA WA	7451 7451	052887 053942		ULT DSL	179.87	41.24	67.44	6.74	74.18	22537	309	13.3	24.0
								DIESEL	41.24	67.44	6.74	74.18					
							TOTAL	THIS PERIOD	41.24	67.44	6.74	74.18		309	13.3	24.0	
								YEAR TO DATE	518.85	878.70	87.89	966.59		2116	24.5	45.7	
Cost Centre  7050 15405338 03344 1GXB734 2555 WHITE SUBARU OUTBACK WAGON	07/08/24 20/08/24	07:59:38 07:58:40	BIBRA LAKE BIBRA LAKE	WA WA	7451 7451	052887 053942		ULT DSL	179.87	68.72	112.36	11.24	123.60	63857	699	9.8	17.7
								DIESEL	68.72	112.36	11.24	123.60					
							TOTAL	THIS PERIOD	68.72	112.36	11.24	123.60		699	9.8	17.7	
								YEAR TO DATE	698.18	1,185.74	118.58	1,304.32		6673	10.5	19.5	
Cost Centre  7050 15405338 03344 1GXB734 2555 WHITE SUBARU OUTBACK WAGON	07/08/24 20/08/24	07:59:38 07:58:40	BIBRA LAKE BIBRA LAKE	WA WA	7451 7451	052887 053942		DIESEL	68.72	112.36	11.24	123.60					
							TOTAL	THIS PERIOD	68.72	112.36	11.24	123.60		699	9.8	17.7	
								YEAR TO DATE	698.18	1,185.74	118.58	1,304.32		6673	10.5	19.5	
Cost Centre  7050 15405338 03344 1GXB734 2555 WHITE SUBARU OUTBACK WAGON	07/08/24 20/08/24	07:59:38 07:58:40	BIBRA LAKE BIBRA LAKE	WA WA	7451 7451	052887 053942		ULT DSL	182.90 P	60.00	99.76	9.98	109.74	154370	1470	4.1	7.5
								ULT DSL	178.90 P	58.42	95.01	9.50	104.51	155880	1510	3.9	6.9

BP Australia Pty Ltd  
A.B.N. 53 004 085 616  
GPO Box 1621  
MELBOURNE VIC 3001

BP Plus  
Fleet Control Report

Account Enquiries: BP Accounts Receivable Telephone: 1800 225 527



CITY OF COCKBURN  
Accounts Payable (Invoice Only) PO  
067775  
PO Box 1215  
BIBRA LAKE DC PRIVATE BOXES WA  
6965

CITY OF COCKBURN

Account Number: 0050188034

Customer Number: 0115405338

Period Starting: 01/08/2024

Period Ending: 31/08/2024

Page: 11 of 36

Date: 31/08/2024

Card Number Vehicle/Driver	Date	Time	Purchase Location	Site No.	Receipt Number	Customer Reference	Product/Service					Odo meter (km)	KM Span	Litres/ 100km	Cents /km		
							Description	CPL Price	Litres	Total Exc GST (\$)	GST (\$)					Total Inc GST (\$)	
Cost Centre  7050 15405338 03591 1GXV149 2565 WHITE FORD RANGER UTILITY	02/08/24 14/08/24 21/08/24 30/08/24	10:01:01 07:48:27 17:30:12 10:36:06	BIBRA LAKE BIBRA LAKE WEMBLEY BIBRA LAKE	WA WA WA WA	7451 7451 6211 7451	052582 053481 017569 054744		DIESEL	118.42	194.77	19.48	214.25					
							TOTAL	THIS PERIOD	118.42	194.77	19.48	214.25		2980	4.0	7.2	
								YEAR TO DATE	802.59	1,367.52	136.78	1,504.30		12795	6.3	11.8	
								DIESEL	118.42	194.77	19.48	214.25					
							TOTAL	THIS PERIOD	118.42	194.77	19.48	214.25		2980	4.0	7.2	
								YEAR TO DATE	802.59	1,367.52	136.78	1,504.30		12795	6.3	11.8	
								ULT DSL	182.86	66.23	110.10	11.01	121.11	93020	780	8.5	15.5
								ULT DSL	178.90	71.88	116.90	11.69	128.59	3862			
								ULT DSL	178.32	69.77	113.10	11.31	124.41	94718			
								ULT DSL	177.90	64.98	105.09	10.51	115.60	95495	777	8.4	14.9
Cost Centre  7050 15405338 04094 1HPP327 2575 WHITE ISUZU D-MAX UTE	04/08/24 09/08/24 14/08/24 21/08/24 27/08/24	16:49:35 14:25:23 13:57:05 17:51:41 09:22:58	BIBRA LAKE BIBRA LAKE BIBRA LAKE BIBRA LAKE BIBRA LAKE	WA WA WA WA WA	7451 7451 7451 7451 7451	052669 053156 053533 054133 013865		DIESEL	272.86	445.19	44.52	489.71					
							TOTAL	THIS PERIOD	272.86	445.19	44.52	489.71		1557	17.5	31.5	
								YEAR TO DATE	1,677.07	2,829.57	282.95	3,112.52		18286	9.2	17.0	
								DIESEL	272.86	445.19	44.52	489.71					
							TOTAL	THIS PERIOD	272.86	445.19	44.52	489.71		1557	17.5	31.5	
								YEAR TO DATE	1,677.07	2,829.57	282.95	3,112.52		18286	9.2	17.0	
								ULSD G10	179.90	38.06	62.25	6.22	68.47	42103	343	11.1	20.0
								ULSD G10	177.90	54.98	88.92	8.89	97.81	42617	514	10.7	19.0
								ULSD G10	175.90	63.85	102.10	10.21	112.31	43185	568	11.2	19.8
								ULSD G10	175.90	59.18	94.64	9.46	104.10	43703	518	11.4	20.2
Cost Centre  7050 15405338 02908 1GNM104 2596 WHITE MITSUBISHI TRITON UTE	31/07/24 06/08/24 12/08/24	05:58:05 12:12:32 08:14:11	BIBRA LAKE BIBRA LAKE BIBRA LAKE	WA WA WA	7451 7451 7451	013370 013503 053255		DIESEL	273.02	438.46	43.84	482.30					
							TOTAL	THIS PERIOD	273.02	438.46	43.84	482.30		2437	11.2	19.8	
								YEAR TO DATE	1,798.20	3,037.91	303.77	3,341.68		11262	16.0	29.7	
								DIESEL	273.02	438.46	43.84	482.30					
							TOTAL	THIS PERIOD	273.02	438.46	43.84	482.30		2437	11.2	19.8	
								YEAR TO DATE	1,798.20	3,037.91	303.77	3,341.68		11262	16.0	29.7	
								ULT DSL	182.86	62.38	103.70	10.37	114.07	68051	472	11.5	20.6
								ULSD G10	179.90	54.13	88.53	8.85	97.38	68523			
								ULSD G10	177.90	47.80	77.31	7.73	85.04	68950	427	11.2	19.9



BP Australia Pty Ltd  
A.B.N. 53 004 085 616  
GPO Box 1621  
MELBOURNE VIC 3001

BP Plus  
Fleet Control Report

Account Enquiries: BP Accounts Receivable Telephone: 1800 225 527



CITY OF COCKBURN  
Accounts Payable (Invoice Only) PO  
067775  
PO Box 1215  
BIBRA LAKE DC PRIVATE BOXES WA  
6965

CITY OF COCKBURN

Account Number: 0050188034

Customer Number: 0115405338

Period Starting: 01/08/2024

Period Ending: 31/08/2024

Page: 12 of 36

Date: 31/08/2024

Card Number Vehicle/Driver	Date	Time	Purchase Location	Site No.	Receipt Number	Customer Reference	Product/Service					Odo meter (km)	KM Span	Litres/100km	Cents /km
							Description	CPL Price	Litres	Total Exc GST (\$)	GST (\$)	Total Inc GST (\$)			
Cost Centre  7050 15405338 04086 1HOK035 2606 WHITE FORD RANGER UTILITY	05/08/24 16/08/24 29/08/24	12:09:23 11:18:08 13:22:54	BIBRA LAKE BIBRA LAKE BIBRA LAKE	WA WA WA	7451 7451 7451	052726 053707 054670			164.31	269.54	26.95	296.49			
							TOTAL		164.31	269.54	26.95	296.49		899	18.3
							THIS PERIOD		273.78	451.93	45.19	497.12		1357	36.6
							YEAR TO DATE								
									164.31	269.54	26.95	296.49			
							TOTAL		164.31	269.54	26.95	296.49		899	18.3
Cost Centre  7050 15405338 04292 1HVF574 2618 WHITE VOLKSWAGEN CADDY VAN	13/08/24 29/08/24	09:08:55 18:49:55	SUCCESS SUCCESS	WA WA	5992 5992	013741 034949			164.31	269.54	26.95	296.49		18.3	33.0
							THIS PERIOD		273.78	451.93	45.19	497.12		1357	36.6
							YEAR TO DATE								
									164.31	269.54	26.95	296.49			
							TOTAL		164.31	269.54	26.95	296.49		899	18.3
							YEAR TO DATE		273.78	451.93	45.19	497.12		1357	36.6
Cost Centre  7050 15405338 04417 1GRB219 2626 WHITE MITSUBISHI TRITON UTE	01/08/24 19/08/24	07:29:48 07:31:14	BIBRA LAKE BIBRA LAKE	WA WA	7451 7451	052474 013701	ULT DSL	182.90 P	59.86	99.53	9.95	109.48	19776	423	14.2
							ULT DSL	178.90 P	56.49	91.87	9.19	101.06	20161	385	14.7
							ULT DSL	177.90 P	54.47	88.09	8.81	96.90	20499	338	28.7
									170.82	279.49	27.95	307.44			
							TOTAL		170.82	279.49	27.95	307.44		1146	14.9
							YEAR TO DATE		1,030.96	1,744.30	174.41	1,918.71		6480	29.6

BP Australia Pty Ltd  
A.B.N. 53 004 085 616  
GPO Box 1621  
MELBOURNE VIC 3001

BP Plus  
Fleet Control Report

Account Enquiries: BP Accounts Receivable Telephone: 1800 225 527



CITY OF COCKBURN  
Accounts Payable (Invoice Only) PO  
067775  
PO Box 1215  
BIBRA LAKE DC PRIVATE BOXES WA  
6965

CITY OF COCKBURN

Account Number: 0050188034

Customer Number: 0115405338

Period Starting: 01/08/2024

Period Ending: 31/08/2024

Page: 13 of 36

Date: 31/08/2024

Card Number Vehicle/Driver	Date	Time	Purchase Location	Site No.	Receipt Number	Customer Reference	Product/Service					Odo meter (km)	KM Span	Litres/100km	Cents /km
							Description	CPL Price	Litres	Total Exc GST (\$)	GST (\$)	Total Inc GST (\$)			
Cost Centre			2826				DIESEL		102.71	167.53	16.75	184.28			
							TOTAL		102.71	167.53	16.75	184.28		800	23.0
							THIS PERIOD		102.71	167.53	16.75	184.28		12.8	31.6
							YEAR TO DATE		756.73	1,294.09	129.40	1,423.49		16.8	31.6
							DIESEL		102.71	167.53	16.75	184.28			
							TOTAL		102.71	167.53	16.75	184.28		800	23.0
							THIS PERIOD		102.71	167.53	16.75	184.28		12.8	31.6
							YEAR TO DATE		756.73	1,294.09	129.40	1,423.49		16.8	31.6
7050 15405338 04029 1HOA671 2646 WHITE MITSUBISHI TRITON	09/08/24 21/08/24 27/08/24	17:53:43 06:54:16 09:53:45	PARMELIA NAVAL BASE SUCCESS	WA WA WA	6178 7770 5992	028781 023814 034827	ULT DSL	181.90	64.15	106.08	10.61	116.69	44580	660	9.7
							ULT DSL	176.90 P	65.08	104.66	10.47	115.13	45270	690	16.7
							ULT DSL	176.86	33.59	54.01	5.40	59.41	45938	668	8.9
							DIESEL		162.82	264.75	26.48	291.23			
Cost Centre			2846				TOTAL		162.82	264.75	26.48	291.23		2018	14.4
							THIS PERIOD		162.82	264.75	26.48	291.23		8.1	16.7
							YEAR TO DATE		1,122.78	1,872.38	187.25	2,059.63		9.1	16.7
							DIESEL		162.82	264.75	26.48	291.23			
7050 15405338 04037 1HOQ717 2656 FORD RANGER XL SC	12/08/24 21/08/24 29/08/24	09:06:22 06:39:01 11:41:05	COCKBURN CENTRAL COCKBURN CENTRAL COCKBURN CENTRAL	WA WA WA	7395 7395 7395	059947 060647 004181	ULT DSL	181.87	76.07	125.77	12.58	138.35	43210	633	12.0
							ULT DSL	180.32	75.17	123.23	12.32	135.55	43791	581	21.9
							ULT DSL	177.90 P	73.08	118.19	11.82	130.01	44388	597	23.3
							DIESEL		224.32	367.19	36.72	403.91			21.8
Cost Centre			2856				TOTAL		224.32	367.19	36.72	403.91		1811	22.3
							THIS PERIOD		224.32	367.19	36.72	403.91		12.4	26.9
							YEAR TO DATE		1,479.32	2,529.77	252.98	2,782.75		14.3	26.9
							DIESEL		224.32	367.19	36.72	403.91			
7050 15405338 03914 1HIN742 2667 WHITE MITSUBISHI TRITON UTE	06/08/24 20/08/24 26/08/24	14:07:30 06:43:49 14:37:28	BIBRA LAKE SPEARWOOD SPEARWOOD	WA WA WA	7451 6443 6443	052828 018124 018356	ULT DSL	182.90 P	57.03	94.83	9.48	104.31	61531	466	12.2
							ULT DSL	178.32	60.16	97.53	9.75	107.28	62057	526	20.4
							ULT DSL	176.86	58.55	94.14	9.41	103.55	62552	495	20.9
							DIESEL		224.32	367.19	36.72	403.91			

BP Australia Pty Ltd  
A.B.N. 53 004 085 616  
GPO Box 1621  
MELBOURNE VIC 3001

BP Plus  
Fleet Control Report

Account Enquiries: BP Accounts Receivable Telephone: 1800 225 527



CITY OF COCKBURN  
Accounts Payable (Invoice Only) PO  
067775  
PO Box 1215  
BIBRA LAKE DC PRIVATE BOXES WA  
6965

CITY OF COCKBURN

Account Number: 0050188034

Customer Number: 0115405338

Period Starting: 01/08/2024

Period Ending: 31/08/2024

Page: 14 of 36

Date: 31/08/2024

Card Number Vehicle/Driver	Date	Time	Purchase Location	Site No.	Receipt Number	Customer Reference	Product/Service					Odo meter (km)	KM Span	Litres/ 100km	Cents /km
							Description	CPL Price	Litres	Total Exc GST (\$)	GST (\$)	Total Inc GST (\$)			
Cost Centre  7050 15405338 03823 1HGH898 2677 WHITE MITSUBISHI TRITON UTE	31/07/24 12/08/24 26/08/24	14:00:12 07:31:46 14:23:50	BIBRA LAKE COCKBURN CENTRAL COCKBURN CENTRAL	WA WA WA	7451 7395 7395	052415 059931 061043	DIESEL		175.74	286.50	28.64	315.14			
							TOTAL		175.74	286.50	28.64	315.14		1487	21.2
							THIS PERIOD		1,611.68	2,726.91	272.69	2,999.60		11269	26.6
							YEAR TO DATE								
							DIESEL		175.74	286.50	28.64	315.14			
							TOTAL		175.74	286.50	28.64	315.14		1487	21.2
Cost Centre  7050 15405338 03765 1HEI019 2687 WHITE ISUZU D-MAX UTE	16/08/24 21/08/24	11:23:20 12:16:13	BIBRA LAKE BIBRA LAKE	WA WA	7451 7451	053709 054088	ULT DSL	182.86	55.44	92.16	9.22	101.38	66187	341	16.3
							ULT DSL	181.87	59.42	98.24	9.82	108.06	66680	493	21.9
							ULT DSL	178.86	53.44	86.89	8.69	95.58	67091	411	23.3
							DIESEL		168.30	277.29	27.73	305.02			
							TOTAL		168.30	277.29	27.73	305.02		1245	24.5
							THIS PERIOD		1,588.70	2,722.75	272.28	2,995.03		12017	24.9
Cost Centre  7050 15405338 04425 1HJA763 2706 WHITE FORD RANGER UTILITY	05/08/24 14/08/24 28/08/24	08:59:50 08:40:26 10:55:18	BIBRA LAKE BIBRA LAKE BIBRA LAKE	WA WA WA	7451 7451 7451	013465 053491 054559	ULT DSL	178.90 P	60.88	99.01	9.90	108.91	71519	565	10.8
							ULT DSL	175.90 P	49.21	78.69	7.87	86.56	1854		19.3
							DIESEL		110.09	177.70	17.77	195.47			
							TOTAL		110.09	177.70	17.77	195.47		565	34.6
							THIS PERIOD		1,266.16	2,149.60	214.94	2,364.54		11852	20.0
							YEAR TO DATE								
Cost Centre  7050 15405338 04425 1HJA763 2706 WHITE FORD RANGER UTILITY	05/08/24 14/08/24 28/08/24	08:59:50 08:40:26 10:55:18	BIBRA LAKE BIBRA LAKE BIBRA LAKE	WA WA WA	7451 7451 7451	013465 053491 054559	DIESEL		110.09	177.70	17.77	195.47			
							TOTAL		110.09	177.70	17.77	195.47		565	34.6
							THIS PERIOD		1,266.16	2,149.60	214.94	2,364.54		11852	20.0
							YEAR TO DATE								
							ULTSD G10	179.90 P	49.12	80.34	8.03	88.37	60000	401	12.2
							ULT DSL	178.90 P	62.93	102.35	10.23	112.58	60564	564	20.0
Cost Centre  7050 15405338 04425 1HJA763 2706 WHITE FORD RANGER UTILITY	05/08/24 14/08/24 28/08/24	08:59:50 08:40:26 10:55:18	BIBRA LAKE BIBRA LAKE BIBRA LAKE	WA WA WA	7451 7451 7451	013465 053491 054559	ULTSD G10	174.90 P	71.57	113.80	11.38	125.18	61171	607	20.6



BP Australia Pty Ltd  
A.B.N. 53 004 085 616  
GPO Box 1621  
MELBOURNE VIC 3001

BP Plus  
Fleet Control Report

Account Enquiries: BP Accounts Receivable Telephone: 1800 225 527



CITY OF COCKBURN  
Accounts Payable (Invoice Only) PO  
067775  
PO Box 1215  
BIBRA LAKE DC PRIVATE BOXES WA  
6965

CITY OF COCKBURN

Account Number: 0050188034

Customer Number: 0115405338

Period Starting: 01/08/2024

Period Ending: 31/08/2024

Page: 15 of 36

Date: 31/08/2024

Card Number Vehicle/Driver	Date	Time	Purchase Location	Site No.	Receipt Number	Customer Reference	Product/Service					Odo meter (km)	KM Span	Litres/100km	Cents /km
							Description	CPL Price	Litres	Total Exc GST (\$)	GST (\$)	Total Inc GST (\$)			
Cost Centre  7050 15405338 03336 16VU063 2723 WHITE ISUZU FIRE TRUCK	10/08/24 23/08/24	14:28:11 16:51:41	COCKBURN CENTRAL SUCCESS	WA WA	7395 5992	003833 034689	DIESEL		183.62	296.49	29.64	326.13			
							TOTAL		183.62	296.49	29.64	326.13		1572	20.7
							THIS PERIOD		1,577.51	2,652.50	265.25	2,917.75		13060	22.3
							YEAR TO DATE								
							DIESEL		183.62	296.49	29.64	326.13			
							TOTAL		183.62	296.49	29.64	326.13		1572	20.7
Cost Centre  7050 15405338 04458 11AN072 2737 WHITE FORD RANGER	01/08/24 05/08/24 15/08/24 22/08/24	15:59:49 14:42:07 17:19:37 15:07:24	BIBRA LAKE BIBRA LAKE COCKBURN CENTRAL BIBRA LAKE	WA WA WA WA	7451 7451 7395 7451	052537 052748 060245 054193	ULSD G10	182.90	24.56	40.84	4.08	44.92	37548		
							ULT DSL	178.32	60.67	98.35	9.84	108.19	36800		
							DIESEL		85.23	139.19	13.92	153.11			
							TOTAL		85.23	139.19	13.92	153.11		1651	160.6
							THIS PERIOD		1,393.53	2,411.04	241.10	2,652.14			
							YEAR TO DATE								
Cost Centre  7050 15405338 01454 1EZY791 2753 TOYOTA LANDCRUISER UTILITY	09/08/24 10/08/24 10/08/24	18:44:09 14:27:39 15:31:43	COCKBURN CENTRAL COCKBURN CENTRAL SUCCESS	WA WA WA	7395 7395 5992	059813 059853 013657	DIESEL		85.23	139.19	13.92	153.11			
							TOTAL		85.23	139.19	13.92	153.11		1651	160.6
							THIS PERIOD		1,393.53	2,411.04	241.10	2,652.14			
							YEAR TO DATE								
							ULT DSL	182.90 P	13.23	22.00	2.20	24.20	38968		
							ULT DSL	182.90 P	7.02	11.67	1.17	12.84	29000		
Cost Centre  7050 15405338 01454 1EZY791 2753 TOYOTA LANDCRUISER UTILITY	09/08/24 10/08/24 10/08/24	18:44:09 14:27:39 15:31:43	COCKBURN CENTRAL COCKBURN CENTRAL SUCCESS	WA WA WA	7395 7395 5992	059813 059853 013657	ULT DSL	182.90 P	7.02	11.67	1.17	12.84	29000		
							ULT DSL	182.90 P	7.02	11.67	1.17	12.84	29000		
							ULT DSL	182.90 P	7.02	11.67	1.17	12.84	29000		
							ULT DSL	182.90 P	7.02	11.67	1.17	12.84	29000		
							ULT DSL	182.90 P	7.02	11.67	1.17	12.84	29000		
							ULT DSL	182.90 P	7.02	11.67	1.17	12.84	29000		

BP Australia Pty Ltd  
A.B.N. 53 004 085 616  
GPO Box 1621  
MELBOURNE VIC 3001

BP Plus  
Fleet Control Report

Account Enquiries: BP Accounts Receivable Telephone: 1800 225 527



CITY OF COCKBURN  
Accounts Payable (Invoice Only) PO  
067775  
PO Box 1215  
BIBRA LAKE DC PRIVATE BOXES WA  
6965

CITY OF COCKBURN

Account Number: 0050188034

Customer Number: 0115405338

Page: 16 of 36

Period Starting: 01/08/2024

Period Ending: 31/08/2024

Date: 31/08/2024

Card Number Vehicle/Driver	Date	Time	Purchase Location	Site No.	Receipt Number	Customer Reference	Product/Service					Odo meter (km)	KM Span	Litres/100km	Cents /km
							Description	CPL Price	Litres	Total Exc GST (\$)	GST (\$)	Total Inc GST (\$)			
Cost Centre  7050 15405338 04151 1HRR422 2766 WHITE FORD RANGER UTE	26/08/24	07:45:49	BIBRA LAKE	WA	7451	054333	DIESEL M/S		26.32 5.09	43.71 8.08	4.37 0.81	48.08 8.89			
							TOTAL		31.41	51.79	5.18	56.97		3	1047.0
							YEAR TO DATE		539.41	928.52	92.85	1,021.37		1576	64.8
							DIESEL M/S		26.32 5.09	43.71 8.08	4.37 0.81	48.08 8.89			
							TOTAL		31.41	51.79	5.18	56.97		3	1047.0
							YEAR TO DATE		539.41	928.52	92.85	1,021.37		1576	64.8
Cost Centre  7050 15405338 03492 1GYK722 2777 WHITE ISUZU D-MAX UTILITY	12/08/24	13:50:24	BIBRA LAKE	WA	7451	013597	ULT DSL	177.90 P	66.27	107.17	10.72	117.89	21002	769	8.6
							DIESEL		66.27	107.17	10.72	117.89			
							TOTAL		66.27	107.17	10.72	117.89		769	8.6
							YEAR TO DATE		585.73	984.05	98.41	1,082.46		3818	15.3
							DIESEL		66.27	107.17	10.72	117.89			
							TOTAL		66.27	107.17	10.72	117.89		769	8.6
Cost Centre  7050 15405338 04193 1HRS629 2784 TOYOTA LCRUSR - WHITE	31/07/24	15:33:10	PIARA WATERS	WA	1110	015077	ULSD G10	177.90 P	47.21	76.35	7.64	83.99	74197	357	13.2
							DIESEL		47.21	76.35	7.64	83.99			
							TOTAL		47.21	76.35	7.64	83.99		357	13.2
							YEAR TO DATE		446.83	749.49	74.95	824.44		2401	18.6
							DIESEL		47.21	76.35	7.64	83.99			
							TOTAL		47.21	76.35	7.64	83.99		357	13.2
							ULT DSL	182.86	41.19	68.47	6.85	75.32	9676	250	16.5
															30.1

BP Australia Pty Ltd  
A.B.N. 53 004 085 616  
GPO Box 1621  
MELBOURNE VIC 3001

BP Plus  
Fleet Control Report

Account Enquiries: BP Accounts Receivable Telephone: 1800 225 527



CITY OF COCKBURN  
Accounts Payable (Invoice Only) PO  
067775  
PO Box 1215  
BIBRA LAKE DC PRIVATE BOXES WA  
6965

CITY OF COCKBURN

Account Number: 0050188034

Customer Number: 0115405338

Period Starting: 01/08/2024

Period Ending: 31/08/2024

Page: 17 of 36

Date: 31/08/2024

Card Number Vehicle/Driver	Date	Time	Purchase Location	Site No.	Receipt Number	Customer Reference	Product/Service					Odo meter (km)	KM Span	Litres/ 100km	Cents /km
							Description	CPL Price	Litres	Total Exc GST (\$)	GST (\$)	Total Inc GST (\$)			
Cost Centre  7050 15405338 03872 1HIN860 2797 WHITE FORD RANGER UTE	03/08/24 15/08/24	08:10:18 10:35:42	BIBRA LAKE SUCCESS	WA WA	7451 5992	052636 013821	DIESEL		41.19	68.47	6.85	75.32			
							TOTAL		41.19	68.47	6.85	75.32		250	16.5
							THIS PERIOD		678.11	1,167.64	116.77	1,284.41		3427	30.1
							YEAR TO DATE							19.8	37.5
							DIESEL		41.19	68.47	6.85	75.32			
							TOTAL		41.19	68.47	6.85	75.32		250	16.5
Cost Centre  7050 15405338 03864 1HFX818 2808 BLUE NISSAN X-TRAIL	09/08/24 16/08/24 28/08/24	17:17:07 10:47:57 12:35:29	ARMADALE FORRESTDALE BIBRA LAKE	WA WA WA	1803 8609 7451	023536 122195 054572	ULT DSL	182.86	69.51	115.55	11.56	127.11	62260	825	8.4
							ULT DSL	179.87	70.04	114.53	11.45	125.98	63044	784	8.9
							DIESEL		139.55	230.08	23.01	253.09			15.4
							TOTAL		139.55	230.08	23.01	253.09		1609	8.7
							THIS PERIOD		1,266.39	2,149.65	214.98	2,364.63		14042	15.7
							YEAR TO DATE							9.0	16.8
Cost Centre  7050 15405338 03567 1GYU017 2836 TOYOTA CAMRY SEDAN	12/08/24 23/08/24	08:19:51 17:22:30	BIBRA LAKE BIBRA LAKE	WA WA	7451 7451	013582 013829	DIESEL		139.55	230.08	23.01	253.09			
							TOTAL		139.55	230.08	23.01	253.09		1609	8.7
							THIS PERIOD		1,266.39	2,149.65	214.98	2,364.63		14042	15.7
							YEAR TO DATE							9.0	16.8
							ULT UNM	175.42	35.00	55.82	5.58	61.40	61035	654	5.4
							ULT UNM	174.48	59.00	93.58	9.36	102.94	61347	312	18.9
							ULT UNM	170.35	58.00	89.82	8.98	98.80	62024	677	33.0
							M/S		152.00	239.22	23.92	263.14			14.6
							TOTAL		152.00	239.22	23.92	263.14		1643	9.3
							THIS PERIOD		1,109.62	1,785.07	178.52	1,963.59		12382	16.0
							YEAR TO DATE							9.0	15.9
							M/S		152.00	239.22	23.92	263.14			
							TOTAL		152.00	239.22	23.92	263.14		1643	9.3
							THIS PERIOD		1,109.62	1,785.07	178.52	1,963.59		12382	16.0
							YEAR TO DATE							9.0	15.9
							BP ULT UNM	186.58	43.93	74.52	7.45	81.97	539		
							BP ULT UNM	184.70	37.06	62.23	6.22	68.45	31281		

BP Australia Pty Ltd  
A.B.N. 53 004 085 616  
GPO Box 1621  
MELBOURNE VIC 3001

BP Plus  
Fleet Control Report

Account Enquiries: BP Accounts Receivable Telephone: 1800 225 527



CITY OF COCKBURN  
Accounts Payable (Invoice Only) PO  
067775  
PO Box 1215  
BIBRA LAKE DC PRIVATE BOXES WA  
6965

CITY OF COCKBURN

Account Number: 0050188034

Customer Number: 0115405338

Period Starting: 01/08/2024

Period Ending: 31/08/2024

Page: 18 of 36

Date: 31/08/2024

Card Number Vehicle/Driver	Date	Time	Purchase Location	Site No.	Receipt Number	Customer Reference	Product/Service					Odo meter (km)	KM Span	Litres/ 100km	Cents /km
							Description	CPL Price	Litres	Total Exc GST (\$)	GST (\$)	Total Inc GST (\$)			
Cost Centre  7050 15405338 04060 1HNM845 2857 WHITE ISUZU D-MAX UTE	09/08/24 26/08/24	16:19:23 11:40:44	BIBRA LAKE BIBRA LAKE	WA WA	7451 7451	013569 054368	M/S		80.99	136.75	13.67	150.42			
							TOTAL		80.99	136.75	13.67	150.42			
							THIS PERIOD		80.99	136.75	13.67	150.42			
							YEAR TO DATE		722.75	1,261.70	126.15	1,387.85	12636	5.7	11.0
							M/S		80.99	136.75	13.67	150.42			
							TOTAL		80.99	136.75	13.67	150.42			
							THIS PERIOD		80.99	136.75	13.67	150.42			
							YEAR TO DATE		722.75	1,261.70	126.15	1,387.85	12636	5.7	11.0
							ULT DSL	180.90 P	52.48	86.31	8.63	94.94	26567	567	9.3
							ULT DSL	177.90 P	67.35	108.93	10.89	119.82	27170	603	11.2
Cost Centre  7050 15405338 04128 1HPR483 2867 WHITE ISUZU DMAX UTILITY	04/08/24 08/08/24 11/08/24 23/08/24 25/08/24	08:21:46 13:37:06 14:56:43 13:08:26 15:22:02	BIBRA LAKE BIBRA LAKE BIBRA LAKE BIBRA LAKE BIBRA LAKE	WA WA WA WA WA	7451 7451 7451 7451 7451	052658 053047 053226 054203 054295	DIESEL		119.83	195.24	19.52	214.76			
							TOTAL		119.83	195.24	19.52	214.76			
							THIS PERIOD		119.83	195.24	19.52	214.76			
							YEAR TO DATE		714.28	1,201.34	120.12	1,321.46	1170	10.2	18.4
							DIESEL		119.83	195.24	19.52	214.76			
							TOTAL		119.83	195.24	19.52	214.76			
							THIS PERIOD		119.83	195.24	19.52	214.76			
							YEAR TO DATE		714.28	1,201.34	120.12	1,321.46	5382	13.3	24.6
							ULT DSL	182.86	58.47	97.20	9.72	106.92	21774	560	10.4
							ULT DSL	182.90 P	52.82	87.83	8.78	96.61	22272	498	10.6
Cost Centre  7050 15405338 04011 1HJU694 2877 WHITE ISUZU D-MAX UTILITY	07/08/24 17/08/24 25/08/24	06:26:59 09:52:38 09:23:23	COCKBURN CENTRAL BIBRA LAKE BIBRA LAKE	WA WA WA	7395 7451 7451	059552 053768 054282	ULT DSL	180.90 P	29.23	48.07	4.81	52.88	22565	293	10.0
							ULT DSL	178.90 P	50.08	81.45	8.14	89.59	23052	487	10.3
							ULT DSL	178.90 P	33.83	55.02	5.50	60.52	23407	355	9.5
							DIESEL		224.43	369.57	36.95	406.52			
							TOTAL		224.43	369.57	36.95	406.52			
							THIS PERIOD		224.43	369.57	36.95	406.52			
							YEAR TO DATE		1,832.72	3,122.79	312.26	3,435.05	12874	14.2	26.7
							DIESEL		224.43	369.57	36.95	406.52			
							TOTAL		224.43	369.57	36.95	406.52			
							THIS PERIOD		224.43	369.57	36.95	406.52			
							YEAR TO DATE		1,832.72	3,122.79	312.26	3,435.05	12874	14.2	26.7
							ULT DSL	182.90 P	59.16	98.36	9.84	108.20	47301	490	12.1
							ULT DSL	178.90 P	58.11	94.51	9.45	103.96	47789	488	11.9
							ULT DSL	178.90 P	55.38	90.06	9.01	99.07	48277	488	11.3

BP Australia Pty Ltd  
A.B.N. 53 004 085 616  
GPO Box 1621  
MELBOURNE VIC 3001

BP Plus  
Fleet Control Report

Account Enquiries: BP Accounts Receivable Telephone: 1800 225 527



CITY OF COCKBURN  
Accounts Payable (Invoice Only) PO  
067775  
PO Box 1215  
BIBRA LAKE DC PRIVATE BOXES WA  
6965

CITY OF COCKBURN

Account Number: 0050188034

Customer Number: 0115405338

Period Starting: 01/08/2024

Period Ending: 31/08/2024

Page: 19 of 36

Date: 31/08/2024

Card Number Vehicle/Driver	Date	Time	Purchase Location	Site No.	Receipt Number	Customer Reference	Product/Service					Odo meter (km)	KM Span	Litres/ 100km	Cents /km
							Description	CPL Price	Litres	Total Exc GST (\$)	GST (\$)	Total Inc GST (\$)			
Cost Centre  7050 15405338 02486 1GEH032 2883 WHITE ISUZU FIRE TRUCK	02/08/24 26/08/24	16:08:20 08:14:15	PIARA WATERS PIARA WATERS	WA WA	1110 1110	015183 016207	DIESEL		172.65	282.93	28.30	311.23			
							TOTAL		172.65	282.93	28.30	311.23		1466	21.2
							THIS PERIOD		1,473.57	2,486.34	248.65	2,734.99		6684	40.9
							YEAR TO DATE								
Cost Centre  7050 15405338 03096 1GSG891 2896 WHITE FORD RANGER UTE	02/08/24 15/08/24	10:56:20 14:07:48	SUCCESS COCKBURN CENTRAL	WA WA	5992 7395	013313 060228	DIESEL		172.65	282.93	28.30	311.23			
							TOTAL		172.65	282.93	28.30	311.23		1466	21.2
							THIS PERIOD		1,473.57	2,486.34	248.65	2,734.99		6684	40.9
							YEAR TO DATE								
Cost Centre  7050 15405338 03658 1HAO880 2913 WHITE MERCEDES SPRINTER BUS	29/08/24	12:59:39	SPEARWOOD	WA	6443	018475	ULT DSL	182.86	58.55	97.33	9.73	107.06	24482	218	26.9
							ULT DSL	178.86	37.22	60.52	6.05	66.57	24504	22	49.1
							DIESEL		95.77	157.85	15.78	173.63			
							TOTAL		95.77	157.85	15.78	173.63		240	72.3
Cost Centre  7050 15405338 03658 1HAO880 2913 WHITE MERCEDES SPRINTER BUS	29/08/24	12:59:39	SPEARWOOD	WA	6443	018475	THIS PERIOD		1,361.51	2,339.46	233.97	2,573.43		1025	251.1
							YEAR TO DATE								
							DIESEL		95.77	157.85	15.78	173.63			
							TOTAL		95.77	157.85	15.78	173.63		240	72.3
Cost Centre  7050 15405338 03658 1HAO880 2913 WHITE MERCEDES SPRINTER BUS	29/08/24	12:59:39	SPEARWOOD	WA	6443	018475	THIS PERIOD		1,361.51	2,339.46	233.97	2,573.43		1025	251.1
							YEAR TO DATE								
							ULT DSL	180.86	70.63	116.13	11.61	127.74	777		
							ULT DSL	181.87	67.88	112.23	11.22	123.45	777		
Cost Centre  7050 15405338 03658 1HAO880 2913 WHITE MERCEDES SPRINTER BUS	29/08/24	12:59:39	SPEARWOOD	WA	6443	018475	DIESEL		138.51	228.36	22.83	251.19			
							TOTAL		138.51	228.36	22.83	251.19			
							THIS PERIOD		1,629.50	2,762.83	276.29	3,039.12		12342	24.6
							YEAR TO DATE								
Cost Centre  7050 15405338 03658 1HAO880 2913 WHITE MERCEDES SPRINTER BUS	29/08/24	12:59:39	SPEARWOOD	WA	6443	018475	DIESEL		138.51	228.36	22.83	251.19			
							TOTAL		138.51	228.36	22.83	251.19			
							THIS PERIOD		1,629.50	2,762.83	276.29	3,039.12		12342	24.6
							YEAR TO DATE								
Cost Centre  7050 15405338 03658 1HAO880 2913 WHITE MERCEDES SPRINTER BUS	29/08/24	12:59:39	SPEARWOOD	WA	6443	018475	ULT DSL	176.86	27.92	44.89	4.49	49.38	36791		

BP Australia Pty Ltd  
A.B.N. 53 004 085 616  
GPO Box 1621  
MELBOURNE VIC 3001

BP Plus  
Fleet Control Report

Account Enquiries: BP Accounts Receivable Telephone: 1800 225 527



CITY OF COCKBURN  
Accounts Payable (Invoice Only) PO  
067775  
PO Box 1215  
BIBRA LAKE DC PRIVATE BOXES WA  
6965

CITY OF COCKBURN

Account Number: 0050188034

Customer Number: 0115405338

Period Starting: 01/08/2024

Period Ending: 31/08/2024

Page: 20 of 36

Date: 31/08/2024

Card Number Vehicle/Driver	Date	Time	Purchase Location	Site No.	Receipt Number	Customer Reference	Product/Service					Odo meter (km)	KM Span	Litres/100km	Cents /km
							Description	CPL Price	Litres	Total Exc GST (\$)	GST (\$)	Total Inc GST (\$)			
Cost Centre  7050 15405338 03666 1GCX392 2943 WHITE MITSUBISHI ROSA BUS	06/08/24 09/08/24 19/08/24 26/08/24	08:47:39 15:18:58 09:04:17 07:42:21	SPEARWOOD BIBRA LAKE SPEARWOOD BIBRA LAKE	WA WA WA WA	6443 7451 6443 7451	017676 053165 018082 054331	DIESEL		27.92	44.89	4.49	49.38			
							TOTAL		27.92	44.89	4.49	49.38			
							THIS PERIOD		27.92	44.89	4.49	49.38			
							YEAR TO DATE		357.22	605.77	60.57	666.34		1579	22.6
							DIESEL		27.92	44.89	4.49	49.38			
							TOTAL		27.92	44.89	4.49	49.38			
							THIS PERIOD		27.92	44.89	4.49	49.38			
							YEAR TO DATE		357.22	605.77	60.57	666.34		1579	22.6
							ULT DSL	181.90	53.32	88.17	8.82	96.99	126073	253	21.1
							ULT DSL	180.90 P	64.43	105.95	10.60	116.55	126419	346	18.6
Cost Centre  7050 15405338 04516 1DY275 2966 WHITE MITSUBISHI TRITON UTE	04/08/24 11/08/24 16/08/24	14:20:54 12:40:39 08:08:15	BIBRA LAKE PARMELIA NAVAL BASE	WA WA WA	7451 6178 7770	052665 028814 023500	ULT DSL	178.32	53.40	86.56	8.66	95.22	10026700		
							ULT DSL	177.90 P	49.29	79.72	7.97	87.69	126937		
							DIESEL		220.44	360.40	36.05	396.45			
							TOTAL		220.44	360.40	36.05	396.45		599	36.8
							THIS PERIOD		220.44	360.40	36.05	396.45		599	36.8
							YEAR TO DATE		1,531.48	2,592.70	259.27	2,851.97		6443	23.8
							DIESEL		220.44	360.40	36.05	396.45			
							TOTAL		220.44	360.40	36.05	396.45		599	36.8
							THIS PERIOD		220.44	360.40	36.05	396.45		599	36.8
							YEAR TO DATE		1,531.48	2,592.70	259.27	2,851.97		6443	23.8
Cost Centre  7050 15405338 03674 1EWR786 2993 WHITE MITSUBISHI ROSA BUS	01/08/24 06/08/24 12/08/24 15/08/24 20/08/24 26/08/24	08:56:07 14:20:26 07:42:56 15:39:18 15:37:34 07:49:49	BIBRA LAKE BALDIVIS BIBRA LAKE SPEARWOOD BIBRA LAKE BIBRA LAKE	WA WA WA WA WA WA	7451 7375 7451 6443 7451 7451	052491 045712 053248 017990 054006 054334	ULT DSL	179.90 P	36.98	60.48	6.05	66.53	138003		
							ULT DSL	181.90	49.77	82.30	8.23	90.53	138265		
							ULT DSL	180.90 P	53.90	88.65	8.86	97.51	138564		
							ULT DSL	179.87	42.02	68.71	6.87	75.58	138799		
							ULT DSL	175.90 P	47.09	75.30	7.53	82.83	139071		
							ULT DSL	177.90 P	38.76	62.68	6.27	68.95	139290		
							DIESEL		152.37	249.12	24.91	274.03			
							TOTAL		152.37	249.12	24.91	274.03		1433	10.6
							THIS PERIOD		152.37	249.12	24.91	274.03		1433	10.6
							YEAR TO DATE		991.81	1,655.24	165.51	1,820.75		8641	11.5
Cost Centre  7050 15405338 03674 1EWR786 2993 WHITE MITSUBISHI ROSA BUS	01/08/24 06/08/24 12/08/24 15/08/24 20/08/24 26/08/24	08:56:07 14:20:26 07:42:56 15:39:18 15:37:34 07:49:49	BIBRA LAKE BALDIVIS BIBRA LAKE SPEARWOOD BIBRA LAKE BIBRA LAKE	WA WA WA WA WA WA	7451 7375 7451 6443 7451 7451	052491 045712 053248 017990 054006 054334	ULT DSL	179.90 P	36.98	60.48	6.05	66.53	138003		
							ULT DSL	181.90	49.77	82.30	8.23	90.53	138265		
							ULT DSL	180.90 P	53.90	88.65	8.86	97.51	138564		
							ULT DSL	179.87	42.02	68.71	6.87	75.58	138799		
							ULT DSL	175.90 P	47.09	75.30	7.53	82.83	139071		
							ULT DSL	177.90 P	38.76	62.68	6.27	68.95	139290		
							DIESEL		152.37	249.12	24.91	274.03			
							TOTAL		152.37	249.12	24.91	274.03		1433	10.6
							THIS PERIOD		152.37	249.12	24.91	274.03		1433	10.6
							YEAR TO DATE		991.81	1,655.24	165.51	1,820.75		8641	11.5

BP Australia Pty Ltd  
A.B.N. 53 004 085 616  
GPO Box 1621  
MELBOURNE VIC 3001

BP Plus  
Fleet Control Report

Account Enquiries: BP Accounts Receivable Telephone: 1800 225 527



CITY OF COCKBURN  
Accounts Payable (Invoice Only) PO  
067775  
PO Box 1215  
BIBRA LAKE DC PRIVATE BOXES WA  
6965

CITY OF COCKBURN

Account Number: 0050188034

Customer Number: 0115405338

Page: 21 of 36

Period Starting: 01/08/2024

Period Ending: 31/08/2024

Date: 31/08/2024

Card Number Vehicle/Driver	Date	Time	Purchase Location	Site No.	Receipt Number	Customer Reference	Product/Service					Odo meter (km)	KM Span	Litres/ 100km	Cents /km						
							Description	CPL Price	Litres	Total Exc GST (\$)	GST (\$)					Total Inc GST (\$)					
Cost Centre	29/08/24	08:49:56	BIBRA LAKE	WA	7451	054641		ULT DSL	177.90 P	33.56	54.27	5.43	59.70	139469	179	18.7	33.4				
								DIESEL		302.08	492.39	49.24	541.63								
							TOTAL	THIS PERIOD	302.08	492.39	49.24	541.63	1466					20.6	36.9		
							YEAR TO DATE	2,022.44	3,421.76	342.15	3,763.91										
								DIESEL		302.08	492.39	49.24								541.63	
							TOTAL	THIS PERIOD	302.08	492.39	49.24	541.63									
7050 15405338 03740 1HCL935 4255 WHITE FORD RANGER UTILITY	08/08/24 15/08/24 27/08/24	12:47:27 14:02:00 08:02:03	NAVAL BASE NAVAL BASE NAVAL BASE	WA WA WA	7770 7770 7770	021960 023454 024293		ULT DSL	178.90 P	74.38	120.97	12.10	133.07	64695 65077 65673	759 382 596	9.8 11.4 12.6	17.5 20.2 22.0				
								ULT DSL	176.90 P	43.70	70.28	7.03	77.31								
								ULT DSL	174.90 P	74.95	119.17	11.92	131.09								
								DIESEL		193.03	310.42	31.05	341.47								
							TOTAL	THIS PERIOD	193.03	310.42	31.05	341.47	1737					11.1	19.7		
							YEAR TO DATE	1,279.81	2,157.29	215.73	2,373.02										
Cost Centre								DIESEL		193.03	310.42	31.05	341.47		1737	11.1	19.7				
							TOTAL	THIS PERIOD	193.03	310.42	31.05	341.47									
							YEAR TO DATE	1,279.81	2,157.29	215.73	2,373.02										
								ULP UNM	173.70 P	45.03	71.11	7.11	78.22					124070 120952			
								ULP UNM	163.70 P	43.26	64.38	6.44	70.82								
								M/S		88.29	135.49	13.55	149.04								
TOTAL	THIS PERIOD	88.29	135.49	13.55	149.04	4850	12.8	22.6													
YEAR TO DATE	619.27	995.64	99.57	1,095.21																	
7050 15405338 04367 1GLP881 4264 SILVER FORD FOCUS HATCH	05/08/24 19/08/24	08:41:51 09:43:50	SPEARWOOD BIBRA LAKE	WA WA	6443 7451	017650 013709		M/S		88.29	135.49	13.55	149.04		4850	12.8	22.6				
								THIS PERIOD	88.29	135.49	13.55	149.04									
								YEAR TO DATE	619.27	995.64	99.57	1,095.21									
								M/S		88.29	135.49	13.55	149.04								
							TOTAL	THIS PERIOD	88.29	135.49	13.55	149.04						4850	12.8	22.6	
							YEAR TO DATE	619.27	995.64	99.57	1,095.21										
7050 15405338 03906 1HG1138 4294 WHITE MITSUBISHI TRITON UTE	08/08/24 19/08/24	14:08:03 14:35:47	BIBRA LAKE BIBRA LAKE	WA WA	7451 7451	053054 053886		ULT DSL	182.90 P	33.98	56.50	5.65	62.15	10165 101414	98	34.7	63.4				
								ULT DSL	178.90 P	51.88	84.37	8.44	92.81								
								THIS PERIOD	88.29	135.49	13.55	149.04									
								YEAR TO DATE	619.27	995.64	99.57	1,095.21									
								M/S		88.29	135.49	13.55	149.04								
							TOTAL	THIS PERIOD	88.29	135.49	13.55	149.04									

BP Australia Pty Ltd  
A.B.N. 53 004 085 616  
GPO Box 1621  
MELBOURNE VIC 3001

BP Plus  
Fleet Control Report

Account Enquiries: BP Accounts Receivable Telephone: 1800 225 527



CITY OF COCKBURN  
Accounts Payable (Invoice Only) PO  
067775  
PO Box 1215  
BIBRA LAKE DC PRIVATE BOXES WA  
6965

CITY OF COCKBURN

Account Number: 0050188034

Customer Number: 0115405338

Period Starting: 01/08/2024

Period Ending: 31/08/2024

Page: 22 of 36

Date: 31/08/2024

Card Number Vehicle/Driver	Date	Time	Purchase Location	Site No.	Receipt Number	Customer Reference	Product/Service					Odo meter (km)	KM Span	Litres/ 100km	Cents /km
							Description	CPL Price	Litres	Total Exc GST (\$)	GST (\$)	Total Inc GST (\$)			
Cost Centre  7050 15405338 04607 11GP085 5044 WHITE FORD RANGER	14/08/24 29/08/24	07:25:00 07:35:35	BIBRA LAKE BIBRA LAKE	WA WA	7451 7451	053472 054635	DIESEL		85.86	140.87	14.09	154.96			
							TOTAL		85.86	140.87	14.09	154.96		98	87.6
							THIS PERIOD		849.85	1,448.71	144.86	1,593.57		6536	13.0
							YEAR TO DATE								24.4
							DIESEL		85.86	140.87	14.09	154.96			
							TOTAL		85.86	140.87	14.09	154.96		98	87.6
Cost Centre  7050 15405338 04557 11CV817 5212 VOLKSWAGEN CADDY WHITE	05/08/24 21/08/24	08:11:56 08:22:36	BIBRA LAKE BIBRA LAKE	WA WA	7451 7451	052701 054061	ULT DSL	178.90 P	56.05	91.15	9.12	100.27	1324	644	8.7
							ULT DSL	177.90 P	54.47	88.09	8.81	96.90	1943	619	8.8
							DIESEL		110.52	179.24	17.93	197.17			15.6
							TOTAL		110.52	179.24	17.93	197.17		1263	8.8
							THIS PERIOD		168.94	276.36	27.64	304.00		1263	13.4
							YEAR TO DATE								24.1
Cost Centre  7050 15405338 03534 1GYO868 5251 WHITE FORD TRANSIT VAN	15/08/24	14:14:32	BIBRA LAKE	WA	7451	053627	DIESEL		110.52	179.24	17.93	197.17			
							TOTAL		110.52	179.24	17.93	197.17		1263	8.8
							THIS PERIOD		168.94	276.36	27.64	304.00		1263	13.4
							YEAR TO DATE								24.1
							ULTSD G10	179.90 P	43.92	71.83	7.18	79.01	0		
							ULTSD G10	175.90 P	42.28	67.61	6.76	74.37	0		
Cost Centre  7050 15405338 03534 1GYO868 5251 WHITE FORD TRANSIT VAN	15/08/24	14:14:32	BIBRA LAKE	WA	7451	053627	DIESEL		86.20	139.44	13.94	153.38			
							TOTAL		86.20	139.44	13.94	153.38			
							THIS PERIOD		210.43	347.18	34.72	381.90			
							YEAR TO DATE								
							DIESEL		86.20	139.44	13.94	153.38			
							TOTAL		86.20	139.44	13.94	153.38			
Cost Centre  7050 15405338 03534 1GYO868 5251 WHITE FORD TRANSIT VAN	15/08/24	14:14:32	BIBRA LAKE	WA	7451	053627	THIS PERIOD		210.43	347.18	34.72	381.90			
							YEAR TO DATE								
							ULT DSL	178.90 P	56.53	91.94	9.19	101.13	63792	1171	4.8
															8.6

BP Australia Pty Ltd  
A.B.N. 53 004 085 616  
GPO Box 1621  
MELBOURNE VIC 3001

BP Plus  
Fleet Control Report

Account Enquiries: BP Accounts Receivable Telephone: 1800 225 527



CITY OF COCKBURN  
Accounts Payable (Invoice Only) PO  
067775  
PO Box 1215  
BIBRA LAKE DC PRIVATE BOXES WA  
6965

CITY OF COCKBURN

Account Number: 0050188034

Customer Number: 0115405338

Period Starting: 01/08/2024

Period Ending: 31/08/2024

Page: 23 of 36

Date: 31/08/2024

Card Number Vehicle/Driver	Date	Time	Purchase Location	Site No.	Receipt Number	Customer Reference	Product/Service					Odo meter (km)	KM Span	Litres/ 100km	Cents /km
							Description	CPL Price	Litres	Total Exc GST (\$)	GST (\$)	Total Inc GST (\$)			
Cost Centre  7050 15405338 02569 1GH0226 5282 WHITE HYUNDAI I30 HATCH	12/08/24 30/08/24	14:25:31 15:44:03	SUCCESS SUCCESS	WA WA	5992 5992	013714 014364	DIESEL		56.53	91.94	9.19	101.13			
							TOTAL		56.53	91.94	9.19	101.13		1171	8.6
							THIS PERIOD		923.71	1,585.14	158.49	1,743.63		7988	21.8
							YEAR TO DATE								
							DIESEL		56.53	91.94	9.19	101.13			
							TOTAL		56.53	91.94	9.19	101.13		1171	8.6
Cost Centre  7050 15405338 04045 1GMJ053 5313 WHITE MAZDA 6 SEDAN	31/07/24 20/08/24	13:54:59 15:32:11	SPEARWOOD SPEARWOOD	WA WA	6443 6443	017503 018146	ULT DSL	179.87	39.77	65.03	6.50	71.53	44292	602	6.6
							ULT DSL	176.86	44.98	72.32	7.23	79.55	45012	720	11.9
							DIESEL		84.75	137.35	13.73	151.08			
							TOTAL		84.75	137.35	13.73	151.08		1322	11.4
							THIS PERIOD		420.15	707.44	70.75	778.19		6895	11.3
							YEAR TO DATE								
Cost Centre  7050 15405338 03880 1HGQ065 5404 WHITE VW TIGUAN WAGON	06/08/24	12:47:14	BIBRA LAKE	WA	7451	013505	DIESEL		84.75	137.35	13.73	151.08			
							TOTAL		84.75	137.35	13.73	151.08		1322	11.4
							THIS PERIOD		420.15	707.44	70.75	778.19		6895	11.3
							YEAR TO DATE								
							ULP UNM	174.62	32.16	51.05	5.11	56.16	777		
							ULP UNM	159.70 P	44.72	64.93	6.49	71.42	777		
Cost Centre  7050 15405338 03880 1HGQ065 5404 WHITE VW TIGUAN WAGON	06/08/24	12:47:14	BIBRA LAKE	WA	7451	013505	M/S		76.88	115.98	11.60	127.58			
							TOTAL		76.88	115.98	11.60	127.58			
							THIS PERIOD		221.75	348.19	34.82	383.01		1169	32.8
							YEAR TO DATE								
							M/S		76.88	115.98	11.60	127.58			
							TOTAL		76.88	115.98	11.60	127.58			
Cost Centre  7050 15405338 03880 1HGQ065 5404 WHITE VW TIGUAN WAGON	06/08/24	12:47:14	BIBRA LAKE	WA	7451	013505	THIS PERIOD		221.75	348.19	34.82	383.01		1169	32.8
							YEAR TO DATE								
Cost Centre  7050 15405338 03880 1HGQ065 5404 WHITE VW TIGUAN WAGON	06/08/24	12:47:14	BIBRA LAKE	WA	7451	013505	BP ULT UNM	187.70 P	45.79	78.14	7.81	85.95	24408	466	9.8

BP Australia Pty Ltd  
A.B.N. 53 004 085 616  
GPO Box 1621  
MELBOURNE VIC 3001

BP Plus  
Fleet Control Report

Account Enquiries: BP Accounts Receivable Telephone: 1800 225 527



CITY OF COCKBURN  
Accounts Payable (Invoice Only) PO  
067775  
PO Box 1215  
BIBRA LAKE DC PRIVATE BOXES WA  
6965

CITY OF COCKBURN

Account Number: 0050188034

Customer Number: 0115405338

Period Starting: 01/08/2024

Period Ending: 31/08/2024

Page: 24 of 36

Date: 31/08/2024

Card Number Vehicle/Driver	Date	Time	Purchase Location	Site No.	Receipt Number	Customer Reference	Product/Service					Odo meter (km)	KM Span	Litres/ 100km	Cents /km
							Description	CPL Price	Litres	Total Exc GST (\$)	GST (\$)	Total Inc GST (\$)			
Cost Centre  7050 15405338 04318 1HXK969 5424 WHITE VOLKSWAGEN T-ROC	16/08/24	08:23:22	SPEARWOOD	WA	6443	018012	M/S		45.79	78.14	7.81	85.95			
							TOTAL		45.79	78.14	7.81	85.95		466	9.8
							THIS PERIOD		328.86	572.87	57.30	630.17		3443	18.4
							YEAR TO DATE							9.6	18.3
							M/S		45.79	78.14	7.81	85.95			
							TOTAL		45.79	78.14	7.81	85.95		466	9.8
Cost Centre  7050 15405338 03716 1HBW349 5463 WHITE FORD RANGER UTILITY	31/07/24 15/08/24 27/08/24	16:49:15 16:50:45 09:31:45	BIBRA LAKE BIBRA LAKE BIBRA LAKE	WA WA WA	7451 7451 7451	052438 053649 013867	ULP 95 UNM	180.58	27.00	44.33	4.43	48.76	12147	277	9.7
							M/S		27.00	44.33	4.43	48.76			
							TOTAL		27.00	44.33	4.43	48.76		277	9.7
							THIS PERIOD		487.31	827.02	82.68	909.70		5328	17.1
							YEAR TO DATE							9.1	17.1
							M/S		27.00	44.33	4.43	48.76			
Cost Centre  7050 15405338 03569 1GZB377 5473 WHITE TOYOTA CAMRY SEDAN	09/08/24 17/08/24 26/08/24	09:30:40 08:50:49 14:05:49	BIBRA LAKE BIBRA LAKE BIBRA LAKE	WA WA WA	7451 7451 7451	053124 053762 054394	ULT DSL	182.86	49.77	82.74	8.27	91.01	39510	550	9.0
							ULT DSL	178.90	41.15	66.93	6.69	73.62	39965	455	9.0
							ULT DSL	177.90	34.62	55.99	5.60	61.59	40369	404	8.6
							DIESEL		125.54	205.66	20.56	226.22			
							TOTAL		125.54	205.66	20.56	226.22		1409	8.9
							THIS PERIOD		562.71	936.96	93.68	1,030.64		5369	16.1
Cost Centre  7050 15405338 03569 1GZB377 5473 WHITE TOYOTA CAMRY SEDAN	09/08/24 17/08/24 26/08/24	09:30:40 08:50:49 14:05:49	BIBRA LAKE BIBRA LAKE BIBRA LAKE	WA WA WA	7451 7451 7451	053124 053762 054394	YEAR TO DATE							10.5	19.2
							DIESEL		125.54	205.66	20.56	226.22			
							TOTAL		125.54	205.66	20.56	226.22		1409	8.9
							THIS PERIOD		562.71	936.96	93.68	1,030.64		5369	16.1
							YEAR TO DATE							10.5	19.2
							ULP UNM	177.42	40.27	64.95	6.50	71.45	104594	588	6.8
Cost Centre  7050 15405338 03569 1GZB377 5473 WHITE TOYOTA CAMRY SEDAN	09/08/24 17/08/24 26/08/24	09:30:40 08:50:49 14:05:49	BIBRA LAKE BIBRA LAKE BIBRA LAKE	WA WA WA	7451 7451 7451	053124 053762 054394	BP ULT UNM	186.58	43.81	74.31	7.43	81.74	105246	652	6.7
							BP ULT UNM	182.43	41.67	69.11	6.91	76.02	101949		12.2
							BP ULT UNM								12.5

BP Australia Pty Ltd  
A.B.N. 53 004 085 616  
GPO Box 1621  
MELBOURNE VIC 3001

BP Plus  
Fleet Control Report

Account Enquiries: BP Accounts Receivable Telephone: 1800 225 527



CITY OF COCKBURN  
Accounts Payable (Invoice Only) PO  
067775  
PO Box 1215  
BIBRA LAKE DC PRIVATE BOXES WA  
6965

CITY OF COCKBURN

Account Number: 0050188034

Customer Number: 0115405338

Period Starting: 01/08/2024

Period Ending: 31/08/2024

Page: 25 of 36

Date: 31/08/2024

Card Number Vehicle/Driver	Date	Time	Purchase Location	Site No.	Receipt Number	Customer Reference	Product/Service					Odo meter (km)	KM Span	Litres/ 100km	Cents /km	
							Description	CPL Price	Litres	Total Exc GST (\$)	GST (\$)					Total Inc GST (\$)
Cost Centre			5473				M/S	125.75	208.37	20.84	229.21					
						TOTAL	THIS PERIOD	125.75	208.37	20.84	229.21		1240	10.1	18.5	
							YEAR TO DATE	1,154.49	1,944.59	194.46	2,139.05		13964	8.3	15.3	
							M/S	125.75	208.37	20.84	229.21					
						TOTAL	THIS PERIOD	125.75	208.37	20.84	229.21		1240	10.1	18.5	
							YEAR TO DATE	1,154.49	1,944.59	194.46	2,139.05		13964	8.3	15.3	
							ULT DSL	182.90	63.70	105.92	10.59	116.51	43553	643	9.9	18.1
							ULT DSL	179.87	64.91	106.14	10.61	116.75	44200	647	10.0	18.0
							ULT DSL	176.86	62.25	100.08	10.01	110.09	44879	679	9.2	16.2
							DIESEL	190.86	312.14	31.21	343.35					
						TOTAL	THIS PERIOD	190.86	312.14	31.21	343.35		1969	9.7	17.4	
							YEAR TO DATE	1,713.83	2,902.03	290.20	3,192.23		12822	13.4	24.9	
Cost Centre			5494				DIESEL	190.86	312.14	31.21	343.35					
						TOTAL	THIS PERIOD	190.86	312.14	31.21	343.35		1969	9.7	17.4	
							YEAR TO DATE	1,713.83	2,902.03	290.20	3,192.23		12822	13.4	24.9	
							ULT DSL	181.90	80.57	133.24	13.32	146.56	28057	927	8.7	15.8
							ULT DSL	176.90	77.33	124.36	12.44	136.80	28960	903	8.6	15.1
							DIESEL	157.90	257.60	25.76	283.36					
						TOTAL	THIS PERIOD	157.90	257.60	25.76	283.36		1830	8.6	15.5	
							YEAR TO DATE	1,120.01	1,897.29	189.75	2,087.04		12600	8.9	16.6	
Cost Centre			5504				DIESEL	157.90	257.60	25.76	283.36					
						TOTAL	THIS PERIOD	157.90	257.60	25.76	283.36		1830	8.6	15.5	
							YEAR TO DATE	1,120.01	1,897.29	189.75	2,087.04		12600	8.9	16.6	
							ULT DSL	181.90	69.13	114.32	11.43	125.75	35405	669	10.3	18.8

BP Australia Pty Ltd  
A.B.N. 53 004 085 616  
GPO Box 1621  
MELBOURNE VIC 3001

BP Plus  
Fleet Control Report

Account Enquiries: BP Accounts Receivable Telephone: 1800 225 527



CITY OF COCKBURN  
Accounts Payable (Invoice Only) PO  
067775  
PO Box 1215  
BIBRA LAKE DC PRIVATE BOXES WA  
6965

CITY OF COCKBURN

Account Number: 0050188034

Customer Number: 0115405338

Page: 26 of 36

Period Starting: 01/08/2024

Period Ending: 31/08/2024

Date: 31/08/2024

Card Number Vehicle/Driver	Date	Time	Purchase Location	Site No.	Receipt Number	Customer Reference	Product/Service					Odo meter (km)	KM Span	Litres/ 100km	Cents /km
							Description	CPL Price	Litres	Total Exc GST (\$)	GST (\$)	Total Inc GST (\$)			
Cost Centre  7050 15405338 03542 1GYZ082 5542 WHITE SUBARU FORESTER WAGON	09/08/24 20/08/24	13:07:06 10:44:15	SUCCESS HIGHGATE/PERTH	WA WA	5992 9558	013619 003734	DIESEL		69.13	114.32	11.43	125.75			
							TOTAL		69.13	114.32	11.43	125.75		669	10.3
							THIS PERIOD		623.47	1,049.04	104.90	1,153.94		3947	15.8
							YEAR TO DATE								29.2
							DIESEL		69.13	114.32	11.43	125.75			
							TOTAL		69.13	114.32	11.43	125.75		669	10.3
Cost Centre  7050 15405338 03773 1HDY134 5552 WHITE ISUZU MUX WAGON	29/08/24	08:41:27	BIBRA LAKE	WA	7451	054640	ULP UNM	175.42	42.57	67.89	6.79	74.68	777		
							ULP UNM	159.70	53.25	77.31	7.73	85.04	777		
							M/S		95.82	145.20	14.52	159.72			
							TOTAL		95.82	145.20	14.52	159.72		1000	48.1
							THIS PERIOD		480.54	790.37	79.02	869.39			86.9
							YEAR TO DATE								
Cost Centre  7050 15405338 03609 1GZL076 5711 WHITE NISSAN QASHQAI SUV	31/07/24 01/08/24 03/08/24 04/08/24 09/08/24 10/08/24	05:19:00 17:34:45 14:38:42 17:39:32 05:01:16 17:47:58	BIBRA LAKE BIBRA LAKE SPEARWOOD BIBRA LAKE BIBRA LAKE BIBRA LAKE	WA WA WA WA WA WA	7451 7451 6443 7451 7451 7451	013365 052541 017613 052674 053097 053210	ULT DSL	177.90	P	55.28	89.40	8.94	98.34	25652	
							DIESEL		55.28	89.40	8.94	98.34			
							TOTAL		55.28	89.40	8.94	98.34			
							THIS PERIOD		432.30	737.41	73.74	811.15		3103	13.9
							YEAR TO DATE								26.1
							DIESEL		55.28	89.40	8.94	98.34			
							TOTAL		55.28	89.40	8.94	98.34			
							THIS PERIOD		432.30	737.41	73.74	811.15		3103	13.9
							YEAR TO DATE								26.1
							ULP UNM	163.70	P	24.44	36.37	3.64	40.01	215927	243
							ULP UNM	176.62		32.69	52.49	5.25	57.74	216216	289
							ULP UNM	173.70	P	24.39	38.52	3.85	42.37	216439	223
							ULP UNM	173.70	P	33.83	53.42	5.34	58.76	216744	305
							ULP UNM	177.42		19.15	30.89	3.09	33.98	216950	206
							ULP UNM	173.70	P	18.72	29.56	2.96	32.52	217114	164
															10.1
															11.3
															20.0
															10.9
															19.0
															11.1
															19.3
															9.3
															16.5
															16.5
															11.4
															19.8

BP Australia Pty Ltd  
A.B.N. 53 004 085 616  
GPO Box 1621  
MELBOURNE VIC 3001

BP Plus  
Fleet Control Report



Account Enquiries: BP Accounts Receivable Telephone: 1800 225 527

CITY OF COCKBURN  
Accounts Payable (Invoice Only) PO  
067775  
PO Box 1215  
BIBRA LAKE DC PRIVATE BOXES WA  
6965

CITY OF COCKBURN

Account Number: 0050188034      Customer Number: 0115405338  
Period Starting: 01/08/2024      Period Ending: 31/08/2024

Page: 27 of 36  
Date: 31/08/2024

Card Number Vehicle/Driver	Date	Time	Purchase Location	Site No.	Receipt Number	Customer Reference	Product/Service					Odo meter (km)	KM Span	Litres/ 100km	Cents /km	
							Description	CPL Price	Litres	Total Exc GST (\$)	GST (\$)					Total Inc GST (\$)
Cost Centre	13/08/24	05:30:48	BIBRA LAKE	WA	7451	013607	ULP UNM	167.70 P	38.10	58.08	5.81	63.89	217470	356	10.7	17.9
	14/08/24	17:30:00	BIBRA LAKE	WA	7451	053551	ULP UNM	174.48	20.45	32.44	3.24	35.68	217696	226	9.0	15.8
	15/08/24	05:54:55	BIBRA LAKE	WA	7451	053561	ULP UNM	174.48	13.93	22.10	2.21	24.31	217824	128	10.9	19.0
	15/08/24	17:49:18	BIBRA LAKE	WA	7451	053651	ULP UNM	174.48	17.59	27.90	2.79	30.69	217994	170	10.3	18.1
	16/08/24	05:46:31	BIBRA LAKE	WA	7451	013672	ULP UNM	174.48	13.87	22.00	2.20	24.20	218124	130	10.7	18.6
	16/08/24	17:14:54	BIBRA LAKE	WA	7451	013684	ULP UNM	174.48	20.89	33.14	3.31	36.45	218344	220	9.5	16.6
	17/08/24	05:12:51	SUCCESS	WA	5992	013896	ULP UNM	172.48	12.14	19.04	1.90	20.94	218483	139	8.7	15.1
	18/08/24	05:01:59	SPEARWOOD	WA	6443	018062	ULP UNM	170.70 P	14.38	22.32	2.23	24.55	218691	208	6.9	11.8
	18/08/24	17:06:31	COCKBURN CENTRAL	WA	7395	060412	ULP UNM	174.48	20.35	32.28	3.23	35.51	218827	136	15.0	26.1
	19/08/24	05:43:32	BIBRA LAKE	WA	7451	053803	ULP UNM	172.58	14.89	23.36	2.34	25.70	219002	175	8.5	14.7
	20/08/24	04:52:49	SUCCESS	WA	5992	034502	ULP UNM	168.70 P	30.15	46.24	4.62	50.86	219321	319	9.5	15.9
	22/08/24	05:33:07	BIBRA LAKE	WA	7451	054141	ULP UNM	172.58	33.42	52.44	5.24	57.68	192066			
	24/08/24	05:25:13	BIBRA LAKE	WA	7451	054238	ULP UNM	172.58	47.75	74.92	7.49	82.41	220158			
	25/08/24	06:56:42	SUCCESS	WA	5992	014152	ULP UNM	168.70 P	32.57	49.95	5.00	54.95	220485	327	10.0	16.8
	25/08/24	16:54:26	SUCCESS	WA	5992	034765	ULP UNM	168.70 P	13.56	20.80	2.08	22.88	220644	159	8.5	14.4
	26/08/24	05:39:13	BIBRA LAKE	WA	7451	054301	ULP UNM	170.35	17.97	27.83	2.78	30.61	220813	169	10.6	18.1
	26/08/24	17:29:36	BIBRA LAKE	WA	7451	054419	ULP UNM	163.70 P	21.53	32.04	3.20	35.24	221013	200	10.8	17.6
	27/08/24	05:34:20	BIBRA LAKE	WA	7451	013855	ULP UNM	163.70 P	21.96	32.68	3.27	35.95	221230	217	10.1	16.6
	28/08/24	17:29:59	BIBRA LAKE	WA	7451	054608	ULP UNM	170.35	37.06	57.39	5.74	63.13	221952	722	5.1	8.7
	29/08/24	05:37:24	BIBRA LAKE	WA	7451	054619	ULP UNM	170.35	14.46	22.39	2.24	24.63	221746			
	29/08/24	17:32:01	BIBRA LAKE	WA	7451	054698	ULP UNM	170.35	12.58	19.48	1.95	21.43	221556			
	30/08/24	05:36:22	BIBRA LAKE	WA	7451	054707	ULP UNM	170.35	19.53	30.25	3.02	33.27	222057	501	3.9	6.6
	30/08/24	17:41:34	BIBRA LAKE	WA	7451	054797	ULP UNM	170.35	14.95	23.15	2.32	25.47	222211	154	9.7	16.5
							M/S		657.30	1023.47	102.34	1125.81				
							TOTAL	THIS PERIOD	657.30	1,023.47	102.34	1,125.81		6086	10.8	18.5
								YEAR TO DATE	3,881.55	6,267.17	626.70	6,893.87		27217	14.3	25.3
								M/S	657.30	1023.47	102.34	1125.81				
							TOTAL	THIS PERIOD	657.30	1,023.47	102.34	1,125.81		6086	10.8	18.5
								YEAR TO DATE	3,881.55	6,267.17	626.70	6,893.87		27217	14.3	25.3
7050 15405338 03617 1GZL077 5721 WHITE NISSAN QASHQAI SUV	01/08/24	10:00:05	COCKBURN CENTRAL	WA	7395	059131	ULP UNM	176.62	47.92	76.95	7.69	84.64	277077			
	02/08/24	17:16:55	SPEARWOOD	WA	6443	017581	ULP UNM	174.62	28.35	45.00	4.50	49.50	227339			
	05/08/24	14:18:18	SPEARWOOD	WA	6443	017657	ULP UNM	173.70 P	49.50	78.16	7.82	85.98	2277			
	06/08/24	17:28:09	BIBRA LAKE	WA	7451	052855	ULP UNM	163.70 P	22.08	32.85	3.29	36.14	227997			
	10/08/24	17:37:59	BIBRA LAKE	WA	7451	053209	ULP UNM	173.70 P	12.99	20.51	2.05	22.56	228108	111	11.7	20.3
	11/08/24	17:23:48	BIBRA LAKE	WA	7451	053230	ULP UNM	173.70 P	19.80	31.26	3.13	34.39	228293	185	10.7	18.6
	13/08/24	17:17:36	BIBRA LAKE	WA	7451	013631	ULP UNM	161.70 P	17.75	26.09	2.61	28.70	228448	155	11.5	18.5
	14/08/24	17:22:31	BIBRA LAKE	WA	7451	053550	ULP UNM	174.48 P	19.10	30.30	3.03	33.33	228628	180	10.6	18.5
	16/08/24	04:41:54	COCKBURN CENTRAL	WA	7395	060257	ULP UNM	174.48	31.82	50.47	5.05	55.52	228968	340	9.4	16.3
	17/08/24	17:25:59	BIBRA LAKE	WA	7451	053783	ULP UNM	173.70 P	34.16	53.95	5.39	59.34	229345	377	9.1	15.7
	20/08/24	04:16:48	COCKBURN CENTRAL	WA	7395	060503	ULP UNM	172.58	36.06	56.57	5.66	62.23	229699	354	10.2	17.6

BP Australia Pty Ltd  
A.B.N. 53 004 085 616  
GPO Box 1621  
MELBOURNE VIC 3001

BP Plus  
Fleet Control Report

Account Enquiries: BP Accounts Receivable Telephone: 1800 225 527



CITY OF COCKBURN  
Accounts Payable (Invoice Only) PO  
067775  
PO Box 1215  
BIBRA LAKE DC PRIVATE BOXES WA  
6965

CITY OF COCKBURN

Account Number: 0050188034

Customer Number: 0115405338

Page: 28 of 36

Period Starting: 01/08/2024

Period Ending: 31/08/2024

Date: 31/08/2024

Card Number Vehicle/Driver	Date	Time	Purchase Location	Site No.	Receipt Number	Customer Reference	Product/Service					Odo meter (km)	KM Span	Litres/ 100km	Cents /km	
							Description	CPL Price	Litres	Total Exc GST (\$)	GST (\$)					Total Inc GST (\$)
Cost Centre	21/08/24	05:00:03	SPEARWOOD	WA	6443	018177	ULP UNM	159.70 P	10.31	14.97	1.50	16.47	229812	113	9.1	14.6
	25/08/24	12:38:41	BIBRA LAKE	WA	7451	054292	ULP UNM	172.58	15.70	24.63	2.46	27.09	43200			
	26/08/24	05:40:52	BIBRA LAKE	WA	7451	054303	ULP UNM	170.35	28.97	44.86	4.49	49.35	23094			
							M/S		374.51	586.57	58.67	645.24				
							TOTAL		374.51	586.57	58.67	645.24		1815	20.6	35.6
							YEAR TO DATE		2,568.61	4,080.87	408.08	4,488.95		14679	17.5	30.6
									374.51	586.57	58.67	645.24				
							TOTAL		374.51	586.57	58.67	645.24		1815	20.6	35.6
							YEAR TO DATE		2,568.61	4,080.87	408.08	4,488.95		14679	17.5	30.6
7050 15405338 04474 11BU371 5732 FORD RANGER WHITE	31/07/24	05:36:15	BIBRA LAKE	WA	7451	013368	ULT DSL	182.86	18.19	30.24	3.02	33.26	30414	213	8.5	15.6
	01/08/24	17:41:16	BIBRA LAKE	WA	7451	052543	ULT DSL	182.86	34.17	56.80	5.68	62.48	30760	346	9.9	18.1
	02/08/24	17:32:54	BIBRA LAKE	WA	7451	052621	ULT DSL	182.86	22.47	37.35	3.74	41.09	31007	247	9.1	16.6
	04/08/24	17:32:44	BIBRA LAKE	WA	7451	052673	ULT DSL	182.86	40.88	67.95	6.80	74.75	31419	412	9.9	18.1
	05/08/24	17:22:11	BIBRA LAKE	WA	7451	052771	ULT DSL	182.90 P	23.66	39.34	3.93	43.27	31669	250	9.5	17.3
	06/08/24	05:19:56	BIBRA LAKE	WA	7451	052776	ULT DSL	182.90 P	16.61	27.62	2.76	30.38	31827	158	10.5	19.2
	07/08/24	05:29:36	BIBRA LAKE	WA	7451	052866	ULT DSL	182.90 P	26.94	44.79	4.48	49.27	32140	313	8.6	15.7
	07/08/24	17:32:02	BIBRA LAKE	WA	7451	052961	ULT DSL	182.90 P	14.08	23.41	2.34	25.75	32254	114	12.4	22.6
	08/08/24	04:48:22	BIBRA LAKE	WA	7451	052966	ULT DSL	182.90 P	11.97	19.90	1.99	21.89	32403	149	8.0	14.7
	08/08/24	17:49:11	BIBRA LAKE	WA	7451	053085	ULT DSL	182.90 P	21.96	36.51	3.65	40.16	32602	199	11.0	20.2
	09/08/24	05:33:15	BIBRA LAKE	WA	7451	053100	ULT DSL	182.90 P	10.77	17.91	1.79	19.70	32725	123	8.8	16.0
	09/08/24	17:40:46	BIBRA LAKE	WA	7451	053175	ULT DSL	180.90 P	21.32	35.06	3.51	38.57	32923	198	10.8	19.5
	10/08/24	17:37:13	BIBRA LAKE	WA	7451	053208	ULT DSL	180.90 P	29.85	49.09	4.91	54.00	33248	325	9.2	16.6
	11/08/24	17:39:19	BIBRA LAKE	WA	7451	053231	ULT DSL	180.90 P	29.85	49.09	4.91	54.00	33566	318	9.4	17.0
	12/08/24	05:32:59	BIBRA LAKE	WA	7451	053236	ULT DSL	180.90 P	19.27	31.69	3.17	34.86	33755	189	10.2	18.4
	12/08/24	17:43:43	BIBRA LAKE	WA	7451	053319	ULT DSL	180.90 P	23.95	39.39	3.94	43.33	33997	242	9.9	17.9
	13/08/24	05:33:31	BIBRA LAKE	WA	7451	013608	ULT DSL	180.90 P	19.19	31.55	3.16	34.71	34215	218	8.8	15.9
	13/08/24	17:52:32	BIBRA LAKE	WA	7451	013633	ULT DSL	178.90 P	18.88	30.71	3.07	33.78	84396			
	14/08/24	05:33:25	BIBRA LAKE	WA	7451	053460	ULT DSL	178.90 P	19.47	31.66	3.17	34.83	34605			
	15/08/24	05:34:38	BIBRA LAKE	WA	7451	053559	ULT DSL	178.90 P	11.02	17.92	1.79	19.71	34728	123	9.0	16.0
	15/08/24	17:43:50	BIBRA LAKE	WA	7451	053650	ULT DSL	178.90 P	15.61	25.39	2.54	27.93	34886	158	9.9	17.7
	17/08/24	05:29:00	BIBRA LAKE	WA	7451	053749	ULT DSL	178.90 P	24.34	39.58	3.96	43.54	35157	271	9.0	16.1
	19/08/24	05:25:51	SPEARWOOD	WA	6443	018074	ULT DSL	178.32	39.48	64.00	6.40	70.40	35570	413	9.6	17.0
	20/08/24	05:37:07	BIBRA LAKE	WA	7451	013722	ULT DSL	178.90 P	19.07	31.02	3.10	34.12	35768	216	8.8	15.8
	21/08/24	17:34:10	BIBRA LAKE	WA	7451	054129	ULT DSL	178.90 P	31.81	51.74	5.17	56.91	36701	915	3.5	6.2
	22/08/24	05:29:54	BIBRA LAKE	WA	7451	054140	ULT DSL	178.90 P	21.98	35.75	3.57	39.32	36337			
	22/08/24	17:40:06	SPEARWOOD	WA	6443	018233	ULT DSL	178.32	20.96	33.98	3.40	37.38	36527	190	11.0	19.7
	23/08/24	17:13:19	SPEARWOOD	WA	6443	018281	ULT DSL	178.32	38.37	62.20	6.22	68.42	36895	368	10.4	18.6
	24/08/24	05:47:13	BIBRA LAKE	WA	7451	054239	ULT DSL	178.90 P	21.50	34.96	3.50	38.46	37120	225	9.6	17.1
	25/08/24	05:09:43	COCKBURN CENTRAL	WA	7395	060951	ULT DSL	178.90 P	18.90	30.74	3.07	33.81	37138	18	105.0	187.8
	25/08/24	17:18:47	COCKBURN CENTRAL	WA	7395	060984	ULT DSL	178.90 P	13.45	21.87	2.19	24.06	37446	308	4.4	7.8



BP Australia Pty Ltd  
A.B.N. 53 004 085 616  
GPO Box 1621  
MELBOURNE VIC 3001

BP Plus  
Fleet Control Report

Account Enquiries: BP Accounts Receivable Telephone: 1800 225 527



CITY OF COCKBURN  
Accounts Payable (Invoice Only) PO  
067775  
PO Box 1215  
BIBRA LAKE DC PRIVATE BOXES WA  
6965

CITY OF COCKBURN

Account Number: 0050188034      Customer Number: 0115405338      Page: 29 of 36  
Period Starting: 01/08/2024      Period Ending: 31/08/2024      Date: 31/08/2024

Card Number Vehicle/Driver	Date	Time	Purchase Location		Site No.	Receipt Number	Customer Reference	Product/Service					Odo meter (km)	KM Span	Litres/100km	Cents /km	
								Description	CPL Price	Litres	Total Exc GST (\$)	GST (\$)					Total Inc GST (\$)
Cost Centre	26/08/24	05:30:10	BIBRA LAKE	WA	7451	054300		ULT DSL	178.86	21.75	35.36	3.54	38.90	17677			
	26/08/24	17:29:14	BIBRA LAKE	WA	7451	054418		ULT DSL	177.90 P	20.92	33.84	3.38	37.22	37888			
	27/08/24	05:36:05	BIBRA LAKE	WA	7451	054426		ULT DSL	177.90 P	20.06	32.45	3.24	35.69	38080	192	10.4	
	28/08/24	05:24:22	BIBRA LAKE	WA	7451	054513		ULT DSL	177.90 P	24.35	39.38	3.94	43.32	38394	314	7.8	
	28/08/24	17:37:12	BIBRA LAKE	WA	7451	054609		ULT DSL	177.90 P	13.11	21.20	2.12	23.32	38456	62	21.1	
	29/08/24	17:31:34	BIBRA LAKE	WA	7451	054697		ULT DSL	177.90 P	20.24	32.74	3.27	36.01	38668	212	9.5	
	30/08/24	05:34:46	BIBRA LAKE	WA	7451	013927		ULT DSL	177.90 P	20.08	32.47	3.25	35.72	38885	217	9.3	
	30/08/24	17:32:36	BIBRA LAKE	WA	7451	054795		ULT DSL	177.90 P	21.53	34.82	3.48	38.30	39092	207	10.4	
								DIESEL		862.01	1411.47	141.15	1552.62				
							TOTAL	THIS PERIOD YEAR TO DATE	862.01	1,411.47	141.15	1,552.62		8423	10.2	18.4	
										3,922.62	6,662.14	666.22	7,328.36		36549	10.7	20.1
7050 15405338 04334 1HWC304 5742 WHITE FORD RANGER	01/08/24 04/08/24 06/08/24 07/08/24	05:36:03 05:34:57 05:35:57 04:47:05	BIBRA LAKE COCKBURN CENTRAL BIBRA LAKE BIBRA LAKE	WA WA WA WA	7451 7395 7451 7451	052458 059335 013483 052861		DIESEL		862.01	1411.47	141.15	1552.62				
								TOTAL	THIS PERIOD YEAR TO DATE	862.01	1,411.47	141.15	1,552.62		8423	10.2	18.4
										3,922.62	6,662.14	666.22	7,328.36		36549	10.7	20.1
								ULT DSL	182.86	37.01	61.53	6.15	67.68	94712	379	9.8	17.9
								ULT DSL	182.86	69.31	115.22	11.52	126.74	95468	766	9.2	16.8
								ULT DSL	182.90 P	47.62	79.18	7.92	87.10	95975	507	9.4	17.2
								ULT DSL	182.90 P	21.51	35.76	3.58	39.34	96205	230	9.4	17.1
								DIESEL		175.45	291.69	29.17	320.86				
								TOTAL	THIS PERIOD YEAR TO DATE	175.45	291.69	29.17	320.86		1872	9.4	17.1
										5,509.90	9,396.63	939.59	10,336.22		50594	10.9	20.4
							7050 15405338 04326 1HWC303 5752 WHITE FORD RANGER	31/07/24 03/08/24 05/08/24 06/08/24 07/08/24 08/08/24 10/08/24 11/08/24 12/08/24 14/08/24 16/08/24	05:29:34 05:44:34 17:34:41 14:23:19 04:56:43 05:25:31 05:03:41 05:03:27 05:20:50 05:29:24 17:50:48	BIBRA LAKE BIBRA LAKE SUCCESS SPEARWOOD SPEARWOOD BIBRA LAKE BIBRA LAKE SPEARWOOD BIBRA LAKE BIBRA LAKE BIBRA LAKE	WA WA WA WA WA WA WA WA WA WA WA	7451 7451 5992 6443 6443 7451 7451 6443 7451 7451 7451	052364 052628 013435 017694 017717 052967 053180 017834 053234 053459 053746		DIESEL		175.45
	TOTAL	THIS PERIOD YEAR TO DATE	175.45	291.69	29.17	320.86									1872	9.4	17.1
			5,509.90	9,396.63	939.59	10,336.22									50594	10.9	20.4
	ULT DSL	182.86	27.25	45.30	4.53	49.83								73542	299	9.1	16.7
	ULT DSL	182.86	38.44	63.90	6.39	70.29								73941	399	9.6	17.6
	ULT DSL	181.90	40.65	67.22	6.72	73.94								7477			
	ULT DSL	181.90	20.42	33.76	3.38	37.14								74609			
	ULT DSL	181.90	15.01	24.82	2.48	27.30								74742	133	11.3	20.5
	ULT DSL	182.90 P	13.87	23.06	2.31	25.37								74916	174	8.0	14.6
	ULT DSL	180.90 P	38.44	63.22	6.32	69.54								753356			
	ULT DSL	181.90	22.87	37.82	3.78	41.60								75567			
	ULT DSL	180.90 P	16.45	27.05	2.71	29.76	75809	242	6.8	12.3							
	ULT DSL	178.90 P	34.68	56.40	5.64	62.04	76164	355	9.8	17.5							
	ULT DSL	178.90 P	50.03	81.36	8.14	89.50	76861	697	7.2	12.8							

BP Australia Pty Ltd  
A.B.N. 53 004 085 616  
GPO Box 1621  
MELBOURNE VIC 3001

BP Plus  
Fleet Control Report

Account Enquiries: BP Accounts Receivable Telephone: 1800 225 527



CITY OF COCKBURN  
Accounts Payable (Invoice Only) PO  
067775  
PO Box 1215  
BIBRA LAKE DC PRIVATE BOXES WA  
6965

CITY OF COCKBURN

Account Number: 0050188034      Customer Number: 0115405338  
Period Starting: 01/08/2024      Period Ending: 31/08/2024

Page: 30 of 36  
Date: 31/08/2024

Card Number Vehicle/Driver	Date	Time	Purchase Location	Site No.	Receipt Number	Customer Reference	Product/Service					Odo meter (km)	KM Span	Litres/ 100km	Cents /km		
							Description	CPL Price	Litres	Total Exc GST (\$)	GST (\$)					Total Inc GST (\$)	
Cost Centre	19/08/24	17:19:12	SPEARWOOD	WA	6443	018115	ULT DSL	178.32	36.32	58.88	5.89	64.77	77011	150	24.2	43.2	
	20/08/24	16:57:23	BIBRA LAKE	WA	7451	054021	ULT DSL	178.90 P	17.86	29.05	2.90	31.95	77207	196	9.1	16.3	
	21/08/24	05:07:15	BIBRA LAKE	WA	7451	054033	ULT DSL	178.90 P	7.70	12.53	1.25	13.78	77309	102	7.5	13.5	
	21/08/24	17:34:33	BIBRA LAKE	WA	7451	054130	ULT DSL	178.90 P	17.93	29.16	2.92	32.08	77488	179	10.0	17.9	
	23/08/24	03:44:28	SPEARWOOD	WA	6443	018249	ULT DSL	178.32	40.55	65.74	6.57	72.31	77709	221	18.3	32.7	
	23/08/24	17:30:33	BIBRA LAKE	WA	7451	054231	ULT DSL	178.90 P	15.61	25.39	2.54	27.93	78099	390	4.0	7.2	
	24/08/24	17:46:35	BIBRA LAKE	WA	7451	054274	ULT DSL	178.90 P	27.54	44.79	4.48	49.27	78411	312	8.8	15.8	
	25/08/24	17:24:47	BIBRA LAKE	WA	7451	054298	ULT DSL	178.90 P	26.65	43.35	4.33	47.68	78675	264	10.1	18.1	
	26/08/24	17:27:58	BIBRA LAKE	WA	7451	054417	ULT DSL	177.90 P	25.97	42.00	4.20	46.20	78954	279	9.3	16.6	
	27/08/24	17:38:19	BIBRA LAKE	WA	7451	013886	ULT DSL	177.90 P	25.03	40.48	4.05	44.53	79221	267	9.4	16.7	
	29/08/24	17:33:03	BIBRA LAKE	WA	7451	054699	ULT DSL	177.90 P	27.42	44.35	4.43	48.78	79534	313	8.8	15.6	
	30/08/24	17:36:12	BIBRA LAKE	WA	7451	054796	ULT DSL	177.90 P	24.51	39.64	3.96	43.60	79779	245	10.0	17.8	
							DIESEL		611.20	999.27	99.92	1099.19					
						TOTAL	THIS PERIOD YEAR TO DATE		611.20 4,747.62	999.27 8,064.87	99.92 806.55	1,099.19 8,871.42		5217 40804	11.7 11.6	21.1 21.7	
							DIESEL		611.20	999.27	99.92	1099.19					
						TOTAL	THIS PERIOD YEAR TO DATE		611.20 4,747.62	999.27 8,064.87	99.92 806.55	1,099.19 8,871.42		5217 40804	11.7 11.6	21.1 21.7	
	7050 15405338 04581 1ICB466 5762 WHITE FORD RANGER	01/08/24	05:33:38	BIBRA LAKE	WA	7451	052456	ULT DSL	182.86	23.87	39.68	3.97	43.65	36778	233	10.2	18.7
		02/08/24	05:38:49	BIBRA LAKE	WA	7451	052553	ULT DSL	182.86	29.40	48.87	4.89	53.76	37092	314	9.4	17.1
		03/08/24	05:36:11	BIBRA LAKE	WA	7451	052627	ULT DSL	182.86	26.86	44.65	4.47	49.12	37358	266	10.1	18.5
		05/08/24	05:30:48	BIBRA LAKE	WA	7451	052676	ULT DSL	182.90 P	38.27	63.64	6.36	70.00	37765	407	9.4	17.2
		05/08/24	20:40:59	BIBRA LAKE	WA	7451	013481	ULT DSL	182.90 P	15.19	25.25	2.53	27.78	37908	143	10.6	19.4
		07/08/24	05:14:46	BIBRA LAKE	WA	7451	052863	ULSD G10	179.90 P	27.36	44.75	4.47	49.22	38189	281	9.7	17.5
		07/08/24	17:37:37	BIBRA LAKE	WA	7451	052962	ULT DSL	182.90 P	22.55	37.49	3.75	41.24	38424	235	9.6	17.5
	08/08/24	17:34:38	BIBRA LAKE	WA	7451	053082	ULT DSL	182.90 P	38.18	63.48	6.35	69.83	38829	405	9.4	17.2	
	09/08/24	05:18:50	BIBRA LAKE	WA	7451	053098	ULT DSL	182.90 P	20.42	33.95	3.40	37.35	39058	229	8.9	16.3	
	11/08/24	05:29:42	SPEARWOOD	WA	6443	017835	ULT DSL	181.90	34.84	57.61	5.76	63.37	39392	334	10.4	19.0	
	12/08/24	05:15:44	BIBRA LAKE	WA	7451	053233	ULT DSL	180.90 P	23.40	38.48	3.85	42.33	39673	281	8.3	15.1	
	13/08/24	05:25:13	BIBRA LAKE	WA	7451	053323	ULT DSL	180.90 P	16.48	27.10	2.71	29.81	34893				
	14/08/24	04:48:39	BIBRA LAKE	WA	7451	053455	ULT DSL	178.90 P	19.74	32.10	3.21	35.31	40043				
	15/08/24	04:34:08	COCKBURN CENTRAL	WA	7395	060155	ULT DSL	181.87	18.89	31.23	3.12	34.35	40245	202	9.4	17.0	
	16/08/24	17:32:19	BIBRA LAKE	WA	7451	053745	ULT DSL	178.90 P	34.62	56.31	5.63	61.94	40584	349	9.9	17.7	
	17/08/24	17:40:17	BIBRA LAKE	WA	7451	053784	ULT DSL	178.90 P	31.53	51.28	5.13	56.41	40870	276	11.4	20.4	
	18/08/24	17:37:43	BIBRA LAKE	WA	7451	053796	ULT DSL	178.90 P	41.59	67.64	6.76	74.40	341287				
	19/08/24	17:39:19	BIBRA LAKE	WA	7451	053922	ULT DSL	178.90 P	36.11	58.73	5.87	64.60	41643				
	20/08/24	17:13:37	BIBRA LAKE	WA	7451	054022	ULT DSL	178.90 P	33.73	54.85	5.49	60.34	41981	338	10.0	17.9	
	21/08/24	05:35:23	BIBRA LAKE	WA	7451	054035	ULT DSL	178.90 P	17.33	28.18	2.82	31.00	42139	158	11.0	19.6	
	22/08/24	05:22:52	BIBRA LAKE	WA	7451	054139	ULT DSL	178.90 P	35.87	58.34	5.83	64.17	42534	395	9.1	16.2	
	23/08/24	16:46:59	BIBRA LAKE	WA	7451	013827	ULT DSL	178.90 P	33.10	53.84	5.38	59.22	42875	341	9.7	17.4	

BP Australia Pty Ltd  
A.B.N. 53 004 085 616  
GPO Box 1621  
MELBOURNE VIC 3001

BP Plus  
Fleet Control Report

Account Enquiries: BP Accounts Receivable Telephone: 1800 225 527



CITY OF COCKBURN  
Accounts Payable (Invoice Only) PO  
067775  
PO Box 1215  
BIBRA LAKE DC PRIVATE BOXES WA  
6965

CITY OF COCKBURN

Account Number: 0050188034

Customer Number: 0115405338

Period Starting: 01/08/2024

Period Ending: 31/08/2024

Page: 31 of 36

Date: 31/08/2024

Card Number Vehicle/Driver	Date	Time	Purchase Location	Site No.	Receipt Number	Customer Reference	Product/Service					Odo meter (km)	KM Span	Litres/ 100km	Cents /km
							Description	CPL Price	Litres	Total Exc GST (\$)	GST (\$)	Total Inc GST (\$)			
Cost Centre	24/08/24 26/08/24 27/08/24 28/08/24 28/08/24 29/08/24	17:03:06 14:47:16 17:28:31 05:20:35 17:37:54 05:36:55	BIBRA LAKE BIBRA LAKE BIBRA LAKE BIBRA LAKE BIBRA LAKE BIBRA LAKE	WA WA WA WA WA WA	7451 7451 7451 7451 7451 7451	054270 054398 013883 054512 054610 054618	ULT DSL	178.90	P 18.76	30.51	3.05	33.56	4306		
							ULT DSL	177.90	P 65.44	105.84	10.58	116.42	43282		
							ULT DSL	177.90	P 31.90	51.59	5.16	56.75	43512	230	13.9
							ULSD G10	174.90	P 13.50	21.46	2.15	23.61	43628	116	11.6
							ULT DSL	177.90	P 17.95	29.03	2.90	31.93	43834	206	8.7
							ULT DSL	177.90	P 19.73	31.91	3.19	35.10	44041	207	9.5
							DIESEL		786.61	1287.79	128.78	1416.57			
							TOTAL								
							THIS PERIOD		786.61	1,287.79	128.78	1,416.57		5946	13.2
							YEAR TO DATE		1,875.28	3,100.99	310.08	3,411.07		18730	10.0
Cost Centre	09/08/24	09:49:38	SOUTH FREMANTLE	WA	9802	023839	DIESEL		786.61	1287.79	128.78	1416.57			
							TOTAL								
							THIS PERIOD		786.61	1,287.79	128.78	1,416.57		5946	13.2
							YEAR TO DATE		3,916.58	6,635.63	663.56	7,299.19		37841	10.4
							ULT DSL	180.90	P 64.55	106.15	10.62	116.77	44049	689	9.4
							DIESEL		64.55	106.15	10.62	116.77			
							TOTAL		64.55	106.15	10.62	116.77		689	9.4
							YEAR TO DATE		546.81	917.22	91.73	1,008.95		4558	12.0
							DIESEL		64.55	106.15	10.62	116.77			
							TOTAL		64.55	106.15	10.62	116.77		689	9.4
Cost Centre	31/07/24 09/08/24 23/08/24	14:39:20 14:24:12 14:21:48	EAST ROCKINGHAM ROCKINGHAM EAST ROCKINGHAM	WA WA WA	9080 6172 9080	061317 032896 036309	ULT DSL	176.62	P 36.38	58.41	5.84	64.25	52873	507	7.2
							ULT UNM	175.42	P 40.90	65.23	6.52	71.75	53336	463	8.8
							ULT UNM	172.58	P 38.97	61.14	6.11	67.25	53824	488	8.0
							M/S		116.25	184.78	18.47	203.25			
							TOTAL								
							THIS PERIOD		116.25	184.78	18.47	203.25		1458	8.0
							YEAR TO DATE		453.77	739.81	73.98	813.79		3756	12.1

BP Australia Pty Ltd  
A.B.N. 53 004 085 616  
GPO Box 1621  
MELBOURNE VIC 3001

BP Plus  
Fleet Control Report

Account Enquiries: BP Accounts Receivable Telephone: 1800 225 527



CITY OF COCKBURN  
Accounts Payable (Invoice Only) PO  
067775  
PO Box 1215  
BIBRA LAKE DC PRIVATE BOXES WA  
6965

CITY OF COCKBURN

Account Number: 0050188034

Customer Number: 0115405338

Page: 32 of 36

Period Starting: 01/08/2024

Period Ending: 31/08/2024

Date: 31/08/2024

Card Number Vehicle/Driver	Date	Time	Purchase Location	Site No.	Receipt Number	Customer Reference	Product/Service					Odo meter (km)	KM Span	Litres/100km	Cents /km
							Description	CPL Price	Litres	Total Exc GST (\$)	GST (\$)	Total Inc GST (\$)			
Cost Centre  7050 15405338 04441 11AN776 6931 WHITE FORD RANGER	07/08/24 27/08/24	08:37:16 14:23:11	6911  MANNING BIBRA LAKE	WA WA	6227 7451	484813 054488	M/S		116.25	184.78	18.47	203.25			
							TOTAL		116.25	184.78	18.47	203.25		1458	8.0
							THIS PERIOD		453.77	739.81	73.98	813.79		3756	12.1
							YEAR TO DATE								21.7
							ULSD G10	174.90 P	73.02	116.10	11.61	127.71	7872	712	10.3
							ULT DSL	177.90 P	70.41	113.87	11.39	125.26	80500		
							DIESEL		143.43	229.97	23.00	252.97			
							TOTAL		143.43	229.97	23.00	252.97		712	20.1
							THIS PERIOD		818.98	1,376.94	137.69	1,514.63		6162	13.3
							YEAR TO DATE								24.6
Cost Centre  7050 15405338 04433 11AN776 6941 WHITE FORD RANGER	07/08/24 26/08/24	12:02:01 11:26:44	6931  BIBRA LAKE BIBRA LAKE	WA WA	7451 7451	052925 013848	DIESEL		143.43	229.97	23.00	252.97			
							TOTAL		143.43	229.97	23.00	252.97		712	20.1
							THIS PERIOD		818.98	1,376.94	137.69	1,514.63		6162	13.3
							YEAR TO DATE								24.6
							ULT DSL	182.90 P	72.18	120.02	12.00	132.02	9160	821	8.8
							ULT DSL	177.90 P	71.63	115.85	11.58	127.43	9925	765	9.4
							DIESEL		143.81	235.87	23.58	259.45			
							TOTAL		143.81	235.87	23.58	259.45		1586	9.1
							THIS PERIOD		808.21	1,368.25	136.81	1,505.06		8522	9.5
							YEAR TO DATE								17.7
Cost Centre  7050 90000763 26726 11HH592 6951 WHITE FORD RANGER	13/08/24	13:06:39	6941  BIBRA LAKE	WA	7451	013628	DIESEL		143.81	235.87	23.58	259.45			
							TOTAL		143.81	235.87	23.58	259.45		1586	9.1
							THIS PERIOD		808.21	1,368.25	136.81	1,505.06		8522	9.5
							YEAR TO DATE								17.7
							ULT DSL	178.90 P	62.55	101.73	10.17	111.90	357		
							DIESEL		62.55	101.73	10.17	111.90			
							TOTAL		62.55	101.73	10.17	111.90			
							THIS PERIOD		62.55	101.73	10.17	111.90			
							YEAR TO DATE								



BP Australia Pty Ltd  
A.B.N. 53 004 085 616  
GPO Box 1621  
MELBOURNE VIC 3001

BP Plus  
Fleet Control Report

Account Enquiries: BP Accounts Receivable Telephone: 1800 225 527



CITY OF COCKBURN  
Accounts Payable (Invoice Only) PO  
067775  
PO Box 1215  
BIBRA LAKE DC PRIVATE BOXES WA  
6965

CITY OF COCKBURN

Account Number: 0050188034

Customer Number: 0115405338

Period Starting: 01/08/2024

Period Ending: 31/08/2024

Page: 33 of 36

Date: 31/08/2024

Card Number Vehicle/Driver	Date	Time	Purchase Location	Site No.	Receipt Number	Customer Reference	Product/Service					Odo meter (km)	KM Span	Litres/100km	Cents /km
							Description	CPL Price	Litres	Total Exc GST (\$)	GST (\$)	Total Inc GST (\$)			
Cost Centre  7050 15405338 04615 1IHH589 6961 WHITE FORD RANGER UTE	08/08/24 19/08/24	13:09:45 09:08:47	BIBRA LAKE BIBRA LAKE	WA WA	7451 7451	053043 053830			62.55	101.73	10.17	111.90			
							TOTAL		62.55	101.73	10.17	111.90			
							THIS PERIOD		62.55	101.73	10.17	111.90			
							YEAR TO DATE		62.55	101.73	10.17	111.90			
							ULT DSL	182.90 P	66.70	110.90	11.09	121.99	30085		
							ULSD G10	175.90 P	59.70	95.46	9.55	105.01	1129		
							DIESEL		126.40	206.36	20.64	227.00			
							TOTAL		126.40	206.36	20.64	227.00			
							THIS PERIOD		126.40	206.36	20.64	227.00			
							YEAR TO DATE		126.40	206.36	20.64	227.00			
Cost Centre  7050 15405338 00787 1DMM606 7602 WHITE ISUZU TRUCK	05/08/24 12/08/24	21:02:33 11:50:41	PIARA WATERS PIARA WATERS	WA WA	1110 1110	015283 015569			126.40	206.36	20.64	227.00			
							TOTAL		126.40	206.36	20.64	227.00			
							THIS PERIOD		126.40	206.36	20.64	227.00			
							YEAR TO DATE		126.40	206.36	20.64	227.00			
							ULT DSL	183.90	29.46	49.25	4.93	54.18	57591	59	91.8
							ULT DSL	181.87	36.62	60.55	6.05	66.60	57648	57	116.8
							DIESEL		66.08	109.80	10.98	120.78			
							TOTAL		66.08	109.80	10.98	120.78			
							THIS PERIOD		66.08	109.80	10.98	120.78			
							YEAR TO DATE		1,610.47	2,777.95	277.81	3,055.76			
Cost Centre  7050 15405338 03757 1HDS430 7922 WHITE FORD RANGER UTILITY	08/08/24 22/08/24	10:30:50 11:53:28	BIBRA LAKE BIBRA LAKE	WA WA	7451 7451	053015 054180			66.08	109.80	10.98	120.78			
							TOTAL		66.08	109.80	10.98	120.78			
							THIS PERIOD		66.08	109.80	10.98	120.78			
							YEAR TO DATE		1,610.47	2,777.95	277.81	3,055.76			
							ULT DSL	182.90 P	67.10	111.57	11.16	122.73	70156	710	17.3
							ULT DSL	178.90 P	64.57	105.02	10.50	115.52	70833	677	17.1
							DIESEL		131.67	216.59	21.66	238.25			
							TOTAL		131.67	216.59	21.66	238.25			
							THIS PERIOD		995.71	1,696.51	169.66	1,866.17			
							YEAR TO DATE		995.71	1,696.51	169.66	1,866.17			



BP Australia Pty Ltd  
A.B.N. 53 004 085 616  
GPO Box 1621  
MELBOURNE VIC 3001

BP Plus  
Fleet Control Report

Account Enquiries: BP Accounts Receivable Telephone: 1800 225 527



CITY OF COCKBURN  
Accounts Payable (Invoice Only) PO  
067775  
PO Box 1215  
BIBRA LAKE DC PRIVATE BOXES WA  
6965

CITY OF COCKBURN

Account Number: 0050188034

Customer Number: 0115405338

Page: 34 of 36

Period Starting: 01/08/2024

Period Ending: 31/08/2024

Date: 31/08/2024

Card Number Vehicle/Driver	Date	Time	Purchase Location	Site No.	Receipt Number	Customer Reference	Product/Service					Odo meter (km)	KM Span	Litres/100km	Cents /km
							Description	CPL Price	Litres	Total Exc GST (\$)	GST (\$)	Total Inc GST (\$)			
Cost Centre  7050 15405338 02692 1GJT235 7951 WHITE HYUNDAI I30 HATCH	15/08/24	07:07:14	7922  BIBRA LAKE WA	7451	053571		DIESEL		131.67	216.59	21.66	238.25			
							TOTAL		131.67	216.59	21.66	238.25		1387	9.5
							THIS PERIOD		995.71	1,696.51	169.66	1,866.17		10712	9.3
							YEAR TO DATE								17.4
							ULT DSL	178.90 P	41.89	68.13	6.81	74.94	101970	675	6.2
							DIESEL		41.89	68.13	6.81	74.94			
							TOTAL		41.89	68.13	6.81	74.94		675	6.2
							THIS PERIOD		481.76	817.46	81.75	899.21		6096	7.9
							YEAR TO DATE								14.8
							DIESEL		41.89	68.13	6.81	74.94			
Cost Centre  7050 15405338 04243 1HTF631 7952 WHITE FORD RANGER UTILITY	02/08/24 13/08/24	10:56:26 10:18:00	7951  BIBRA LAKE WA BIBRA LAKE WA	7451 7451	052592 053364		TOTAL		41.89	68.13	6.81	74.94		675	6.2
							THIS PERIOD		481.76	817.46	81.75	899.21		6096	7.9
							YEAR TO DATE								14.8
							DIESEL		41.89	68.13	6.81	74.94			
							ULSD G10	179.90 P	63.73	104.23	10.42	114.65	15204	652	9.8
							ULT DSL	178.90 P	15.76	25.63	2.56	28.19	15348	144	10.9
							DIESEL		79.49	129.86	12.98	142.84			
							TOTAL		79.49	129.86	12.98	142.84		796	10.0
							THIS PERIOD		588.07	981.27	98.12	1,079.39		4617	12.7
							YEAR TO DATE								23.4
Cost Centre  7050 15405338 02601 1GIR690 7961 WHITE MITSUBISHI TRITON UTE	09/08/24	18:27:41	7962  BIBRA LAKE WA	7451	053179		DIESEL		79.49	129.86	12.98	142.84			
							TOTAL		79.49	129.86	12.98	142.84		796	10.0
							THIS PERIOD		588.07	981.27	98.12	1,079.39		4617	12.7
							YEAR TO DATE								23.4
							ULSD G10	177.90 P	43.27	69.98	7.00	76.98	47430	340	12.7
							DIESEL		43.27	69.98	7.00	76.98			
							TOTAL		43.27	69.98	7.00	76.98		340	12.7
							THIS PERIOD		453.25	766.39	76.63	843.02		3736	12.1
							YEAR TO DATE								22.6

BP Australia Pty Ltd  
A.B.N. 53 004 085 616  
GPO Box 1621  
MELBOURNE VIC 3001

BP Plus  
Fleet Control Report

Account Enquiries: BP Accounts Receivable Telephone: 1800 225 527



CITY OF COCKBURN  
Accounts Payable (Invoice Only) PO  
067775  
PO Box 1215  
BIBRA LAKE DC PRIVATE BOXES WA  
6965

CITY OF COCKBURN

Account Number: 0050188034

Customer Number: 0115405338

Period Starting: 01/08/2024

Period Ending: 31/08/2024

Page: 35 of 36

Date: 31/08/2024

Card Number Vehicle/Driver	Date	Time	Purchase Location	Site No.	Receipt Number	Customer Reference	Product/Service					Odo meter (km)	KM Span	Litres/ 100km	Cents /km									
							Description	CPL Price	Litres	Total Exc GST (\$)	GST (\$)					Total Inc GST (\$)								
Cost Centre  7050 15405338 04540 HIRE 82096200 WASTE EDUCATION	31/07/24 07/08/24 14/08/24 21/08/24 28/08/24	13:50:29 13:52:46 15:51:28 14:27:25 15:15:00	7961  BIBRA LAKE SOUTH FREMANTLE BIBRA LAKE BIBRA LAKE BIBRA LAKE	WA WA WA WA WA	7451 9802 7451 7451 7451	052414 023787 053543 054109 054597		DIESEL	43.27	69.98	7.00	76.98												
							TOTAL	THIS PERIOD YEAR TO DATE	43.27 453.25	69.98 766.39	7.00 76.63	76.98 843.02		340 3736	12.7 12.1	22.6 22.6								
								ULSD G10 ULT DSL ULSD G10 ULSD G10 ULSD G10	179.90 P 181.90 175.90 P 175.90 P 174.90 P	5.22 14.06 7.13 11.67 4.40	8.54 23.25 11.40 18.66 7.00	0.85 2.33 1.14 1.87 0.70	9.39 25.58 12.54 20.53 7.70	17663 1342 76415 8051 48341	2428	0.2	0.4							
							TOTAL	THIS PERIOD YEAR TO DATE	42.48 144.80	68.85 243.05	6.89 24.31	75.74 267.36		2428 3540	1.7 4.1	3.1 7.6								
							Cost Centre  7050 15405338 02593 OTHER Other OTHER	28/08/24	08:24:47	82096200  BIBRA LAKE	WA	7451	013895		DIESEL	42.48	68.85	6.89	75.74					
														TOTAL	THIS PERIOD YEAR TO DATE	42.48 144.80	68.85 243.05	6.89 24.31	75.74 267.36		2428 3540	1.7 4.1	3.1 7.6	
															BP ULT UNM	182.43	17.97	29.80	2.98	32.78	777			
															M/S		17.97	29.80	2.98	32.78				
														TOTAL	THIS PERIOD YEAR TO DATE	17.97 594.28	29.80 1,016.69	2.98 101.65	32.78 1,118.34		2373	25.0	47.1	
														Cost Centre  7050 15405338 04102 WASTE Waste WASTE	19/08/24 19/08/24 19/08/24 19/08/24 19/08/24 19/08/24 19/08/24 19/08/24 19/08/24 19/08/24 19/08/24	07:40:44 11:13:58 13:49:46 14:02:59 14:08:56 14:12:40 14:13:38 14:14:38 14:18:42 14:19:44	Other  BIBRA LAKE BIBRA LAKE BIBRA LAKE BIBRA LAKE BIBRA LAKE BIBRA LAKE BIBRA LAKE BIBRA LAKE BIBRA LAKE BIBRA LAKE	WA WA WA WA WA WA WA WA WA WA WA	7451 7451 7451 7451 7451 7451 7451 7451 7451 7451 7451	013704 053842 053872 053873 053874 053875 053876 053877 053879 053880		M/S	17.97	29.80
TOTAL	THIS PERIOD YEAR TO DATE	17.97 594.28	29.80 1,016.69	2.98 101.65	32.78 1,118.34																2373	25.0	47.1	
	ULSD G10 ULSD G10 ULSD G10 ULSD G10 ULT DSL ULSD G10 ULSD G10 ULSD G10 ULSD G10 ULSD G10 ULSD G10	175.90 P 175.90 P 175.90 P 175.90 P 178.90 P 175.90 P 175.90 P 175.90 P 175.90 P 175.90 P 175.90 P	91.64 270.84 106.46 84.72 160.05 105.77 100.52 169.09 151.93 84.73	146.54 270.84 170.24 135.47 160.05 169.14 160.74 270.39 242.95 135.49	14.65 27.08 17.02 13.55 176.06 186.05 16.07 27.04 24.29 13.55	161.19 297.92 187.26 149.02 176.06 186.05 176.81 297.43 267.24 149.04															777 777 17563 777 7777 777 777 777 777 777 7777			



BP Australia Pty Ltd  
A.B.N. 53 004 085 616  
GPO Box 1621  
MELBOURNE VIC 3001

BP Plus  
Fleet Control Report

Account Enquiries: BP Accounts Receivable Telephone: 1800 225 527



CITY OF COCKBURN  
Accounts Payable (Invoice Only) PO  
067775  
PO Box 1215  
BIBRA LAKE DC PRIVATE BOXES WA  
6965

CITY OF COCKBURN

Account Number: 0050188034

Customer Number: 0115405338

Page: 36 of 36

Period Starting: 01/08/2024

Period Ending: 31/08/2024

Date: 31/08/2024

Card Number Vehicle/Driver	Date	Time	Purchase Location	Site No.	Receipt Number	Customer Reference	Product/Service					Odo meter (km)	KM Span	Litres/ 100km	Cents /km
							Description	CPL Price	Litres	Total Exc GST (\$)	GST (\$)	Total Inc GST (\$)			
	19/08/24	14:28:54	BIBRA LAKE	WA	7451	053882	ULSD G10	175.90 P	107.04	171.16	17.12	188.28	4777		
	19/08/24	14:31:32	BIBRA LAKE	WA	7451	053884	ULSD G10	175.90 P	130.85	209.25	20.92	230.17	777		
	19/08/24	14:33:30	BIBRA LAKE	WA	7451	053885	ULSD G10	175.90 P	89.76	143.54	14.35	157.89	777		
	19/08/24	14:40:56	BIBRA LAKE	WA	7451	013719	ULSD G10	175.90 P	100.65	160.95	16.09	177.04	777		
	19/08/24	14:54:25	BIBRA LAKE	WA	7451	053891	ULT DSL	178.90 P	120.58	196.11	19.61	215.72	777		
	19/08/24	15:19:52	BIBRA LAKE	WA	7451	053902	ULSD G10	175.90 P	138.27	221.11	22.11	243.22	777		
	20/08/24	13:46:36	BIBRA LAKE	WA	7451	053990	ULSD G10	175.90 P	112.64	180.12	18.01	198.13	777		
	20/08/24	13:48:03	BIBRA LAKE	WA	7451	053991	ULSD G10	175.90 P	154.77	247.49	24.75	272.24	105023		
	20/08/24	13:55:38	BIBRA LAKE	WA	7451	053992	ULSD G10	175.90 P	96.14	153.74	15.37	169.11	777		
	20/08/24	14:27:51	BIBRA LAKE	WA	7451	013750	ULSD G10	175.90 P	116.01	185.51	18.55	204.06	777		
Cost Centre			Waste				DIESEL		2329.35	3730.83	373.05	4103.88			
						TOTAL	THIS PERIOD		2,329.35	3,730.83	373.05	4,103.88			
							YEAR TO DATE		2,497.47	4,019.00	401.87	4,420.87		586	426.2 754.4
CUSTOMER TOTAL							DIESEL		2329.35	3730.83	373.05	4103.88			
						TOTAL	THIS PERIOD		2,329.35	3,730.83	373.05	4,103.88			
							YEAR TO DATE		2,497.47	4,019.00	401.87	4,420.87		586	426.2 754.4
							DIESEL		15030.11	24485.53	2448.50	26934.03			
							M/S		2128.33	3346.72	334.66	3681.38			
						GRAND TOTAL	THIS PERIOD		17,158.44	27,832.25	2,783.16	30,615.41		123920	13.8 24.7
							YEAR TO DATE		122,734.54	206,769.06	20,676.81	227,445.87		988582	12.4 23.0

## City of Cockburn

## Credit Card Transactions Report

Transactions Post Date Between 29-Jun-2024 and 30-Jul-2024

<i>Date</i>	<i>Service Provider</i>	<i>Card Liability</i>	<i>Description</i>
-------------	-------------------------	-----------------------	--------------------

## CEO

1,335.04

29/07/2024	CPP Convention Centre	21.20	Travel and Accommodation
24/07/2024	TOTALLY WORK WEAR FR	303.42	Supplies and Materials Purchases
18/07/2024	AMDA FOUNDATION	495.00	Events and Functions
10/07/2024	CITY OF SUBIACO	3.80	Parking Expenses
5/07/2024	SQ *PLAYING FIELDS CAF	15.22	Travel and Accommodation
4/07/2024	SQ *PLAYING FIELDS CAF	56.61	Travel and Accommodation
3/07/2024	ACT CABS 0261030882	26.72	Travel and Accommodation
3/07/2024	BELLUCI S MANUKA	99.00	Travel and Accommodation
3/07/2024	BELLUCI S MANUKA	99.00	Travel and Accommodation
3/07/2024	BELLUCI S MANUKA	99.00	Travel and Accommodation
3/07/2024	BELLUCI S MANUKA	30.00	Travel and Accommodation
2/07/2024	ACT CABS 0261030882	20.95	Travel and Accommodation
2/07/2024	SQ *PLAYING FIELDS CAF	10.65	Travel and Accommodation
2/07/2024	SQ *TWO BEFORE TEN BAR	16.60	Travel and Accommodation
2/07/2024	ZAID BIN MAHMOOD HANNA	21.02	Travel and Accommodation
1/07/2024	ACT CABS 0261030882	16.85	Travel and Accommodation

## Director Community and Place

1,090.00

17/07/2024	WANEWSDTI	28.00	Subscriptions and Memberships
3/07/2024	Rumbles Cafe	480.00	Meeting/Workshop Catering
3/07/2024	LOCAL GOVERNEMENT MANA	560.00	Application, Licence, Registration Fees

City of Cockburn  
Credit Card Transactions Report

Transactions Post Date Between 29-Jun-2024 and 30-Jul-2024

10/07/2024	WILSON PARKING PER055	22.00	Parking Expenses
------------	-----------------------	-------	------------------

Chief of Built and Natural Environment2,317.59

18/07/2024	CPP His Majestys	11.11	Parking Expenses
29/07/2024	CPP Convention Centre	25.24	Parking Expenses
26/07/2024	CPP Convention Centre	25.24	Parking Expenses
30/07/2024	PLANNING INSTITUTE OF	485.00	Conferences and Seminars
18/07/2024	AMDA FOUNDATION	495.00	Conferences and Seminars
29/07/2024	WESTERN AUSTRALIAN LOC	1,276.00	Application, Licence, Registration Fees

Waste Collection Supervisor48.40

3/07/2024	SYNERGY BUSINESS SYS	48.40	Supplies and Materials Purchases
-----------	----------------------	-------	----------------------------------

Library Technology Coordinator1,907.04

10/07/2024	Windcave	392.93	Subscriptions and Memberships
4/07/2024	WOOLWORTHS 4367	9.80	Supplies and Materials Purchases
16/07/2024	DREAMITHOS* DREAMIT HO	234.70	Subscriptions and Memberships
16/07/2024	INTNL TRANSACTION FEE	0.81	Subscriptions and Memberships
16/07/2024	OPENAI *CHATGPT SUBSCR	32.59	Subscriptions and Memberships
30/07/2024	DREAMITHOS* DREAMIT HO	199.95	Subscriptions and Memberships
23/07/2024	CAMPSITE.BIO	10.48	Subscriptions and Memberships
5/07/2024	Intuit Mailchimp	618.52	Subscriptions and Memberships
9/07/2024	Windcave	386.50	Subscriptions and Memberships
8/07/2024	YELLOW RAVEN CAFE	7.00	Office Supplies
23/07/2024	INTNL TRANSACTION FEE	0.26	Subscriptions and Memberships



## City of Cockburn

## Credit Card Transactions Report

Transactions Post Date Between 29-Jun-2024 and 30-Jul-2024

5/07/2024	THE REJECT SHOP	6.50	Supplies and Materials Purchases
4/07/2024	PRICELESS DISCOUNTS PH	7.00	Supplies and Materials Purchases

## Senior Library Manager

1,498.45

1/07/2024	FACEBK *GLXV77YHE2	11.00	Advertising
9/07/2024	MYO*GREEN WORLD INDOOR	362.10	Hire of Equipment and Facilities
26/07/2024	CENTRAL PATISSERIE	280.00	Meeting/Workshop Catering
10/07/2024	EZI*ALIA	490.00	Professional Services
26/07/2024	WOOLWORTHS 4367	67.35	Meeting/Workshop Catering
9/07/2024	WANEWSDTI	288.00	Supplies and Materials Purchases

## Organisational Development Coordinator

3,666.90

4/07/2024	WALGA EVENTS	930.00	Conferences and Seminars
10/07/2024	NEXACU	410.00	Training & Professional Development
5/07/2024	PINNACLE HEIGHT SAFETY	1,295.00	Training & Professional Development
2/07/2024	PGC TRAINING PTY LT	536.90	Training & Professional Development
3/07/2024	ST JOHN AMBULANCE AUST	65.00	Training & Professional Development
11/07/2024	PAYPAL *KELYN TRAIN KE	365.00	Training & Professional Development
16/07/2024	ST JOHN AMBULANCE AUST	65.00	Training & Professional Development

## Waste Services Coordinator

76.99

25/07/2024	SUPER CHEAP AUTO	76.99	Equipment Purchases
------------	------------------	-------	---------------------

## Parks Operations Coordinator

570.00

23/07/2024	SEC*CITY OF COCKBURN	155.00	Application, Licence, Registration Fees
4/07/2024	SQ *PICK UP BOARDS	200.00	Supplies and Materials Purchases
5/07/2024	Subway Beeliar	108.00	Meeting/Workshop Catering

City of Cockburn  
Credit Card Transactions Report

Transactions Post Date Between 29-Jun-2024 and 30-Jul-2024

1/07/2024	SPUD SHED	58.50	Meeting/Workshop Catering
2/07/2024	SEC*MOBILE MATE	48.50	Supplies and Materials Purchases

Reconciliation Lead 97.07

24/07/2024	BIG W 0455	22.70	Office Supplies
23/07/2024	OFFICEWORKS 0616OFFICE	74.37	Office Supplies

Communications and Marketing Manager 4,800.71

29/07/2024	INTNL TRANSACTION FEE	1.34	Bank and Other Fees
18/07/2024	INTNL TRANSACTION FEE	2.05	Bank and Other Fees
18/07/2024	FIGMA MONTHLY RENEWAL	81.94	Subscriptions and Memberships
26/07/2024	INTNL TRANSACTION FEE	0.04	Bank and Other Fees
1/07/2024	FACEBK *8WQQR68MT2	992.22	Advertising
8/07/2024	VIETNAM AIRLINES	721.18	Travel and Accommodation
5/07/2024	INTNL TRANSACTION FEE	18.58	Bank and Other Fees
9/07/2024	NETREGISTRY	70.79	Subscriptions and Memberships
26/07/2024	LNK.BIO	1.50	Subscriptions and Memberships
4/07/2024	SINGAPORE AIRLINES	243.50	Travel and Accommodation
5/07/2024	SINGAPORE AIRLINES	743.24	Travel and Accommodation
24/07/2024	FACEBK *BAD757GMT2	1,250.00	Advertising
29/07/2024	BITLY.COM	53.75	Subscriptions and Memberships
1/07/2024	SPEECHIFY* 18F672EE-00	209.00	Subscriptions and Memberships
2/07/2024	Google ADS5683592141	411.58	Advertising

Head of Planning 2,785.42

12/07/2024	RIAWAANNUAL	100.00	Subscriptions and Memberships
15/07/2024	INTNL TRANSACTION FEE	65.50	Disputed
15/07/2024	THE HOME DEPOT #4617	2,619.92	Disputed



## City of Cockburn

## Credit Card Transactions Report

Transactions Post Date Between 29-Jun-2024 and 30-Jul-2024

## City Facilities Coordinator

1,822.91

25/07/2024	BCF AUSTRALIA	44.99	Supplies and Materials Purchases
24/07/2024	LOTUS COMMERCIAL PTY L	999.65	Professional Services
1/07/2024	PARKER BLACK FORREST	580.27	Supplies and Materials Purchases
1/07/2024	THE GOOD GUYS	198.00	Equipment Purchases

## Cockburn ARC Manager

2,174.12

19/07/2024	AUSTRALIAN LEISURE M	200.00	Subscriptions and Memberships
18/07/2024	INTNL TRANSACTION FEE	19.46	Bank and Other Fees
18/07/2024	SYSTEMOLOGY-SYSTEMHUB	778.46	Subscriptions and Memberships
30/07/2024	JIM KIDD SPORTS	9.90	Supplies and Materials Purchases
24/07/2024	SETON	56.30	Supplies and Materials Purchases
12/07/2024	SEC*CITY OF COCKBURN	1,110.00	Application, Licence, Registration Fees

## Civil Infrastructure Manager

232.00

29/07/2024	REDIMED PTY LTD	188.00	Professional Services
8/07/2024	BUNNINGS 303000	44.00	Supplies and Materials Purchases

## Fleet Manager

330.00

15/07/2024	TONYS AUTO WRECKERS	330.00	Supplies and Materials Purchases
------------	---------------------	--------	----------------------------------

## Fire and Emergency Management Manager

1,971.52

10/07/2024	AFAC CONFERENCE PTY	995.50	Conferences and Seminars
12/07/2024	VIRGIN AU	638.02	Travel and Accommodation
30/07/2024	PUBLIC TRANSPORT AUTHO	5.20	Travel and Accommodation
11/07/2024	Subway Gateway	182.65	Meeting/Workshop Catering

## City of Cockburn

## Credit Card Transactions Report

Transactions Post Date Between 29-Jun-2024 and 30-Jul-2024

11/07/2024	Subway Gateway	150.15	Meeting/Workshop Catering
------------	----------------	--------	---------------------------

## Seniors and Childcare Manager

637.98

23/07/2024	CPAP AUSTRALIA	29.00	Equipment Purchases
23/07/2024	GSP PERSONAL ALARM FEE	534.00	Equipment Purchases
1/07/2024	BUNNINGS GROUP LTD	74.98	Equipment Purchases

## Manager Advocacy and Engagement

1,486.53

22/07/2024	HORIZONS WEST	568.39	Supplies and Materials Purchases
17/07/2024	WANEWSDTI	28.00	Subscriptions and Memberships
19/07/2024	CBRE	12.00	Parking Expenses
3/07/2024	UBER* TRIP	18.34	Travel and Accommodation
2/07/2024	DEPT. OF PARLIAMENTA	30.50	Travel and Accommodation
16/07/2024	WANEWSDTI	28.00	Subscriptions and Memberships
3/07/2024	ACT CABS 0261030882	21.68	Travel and Accommodation
3/07/2024	AERIAL CG 132227	17.80	Travel and Accommodation
3/07/2024	Akiba	379.31	Travel and Accommodation
3/07/2024	DEPT. OF PARLIAMENTA	15.30	Travel and Accommodation
3/07/2024	Live Payments	21.26	Travel and Accommodation
2/07/2024	DEPT. OF PARLIAMENTA	4.80	Travel and Accommodation
2/07/2024	DEPT. OF PARLIAMENTA	6.30	Travel and Accommodation
8/07/2024	UBER *TRIP	31.63	Travel and Accommodation
2/07/2024	GM TAXIPAY	18.22	Travel and Accommodation
2/07/2024	UBER *TRIP	16.51	Travel and Accommodation
4/07/2024	NATIONAL PRESS CLUB	13.00	Meeting/Workshop Catering
2/07/2024	UBER *TRIP	16.14	Travel and Accommodation
2/07/2024	UBER *TRIP	14.47	Travel and Accommodation
5/07/2024	AERIAL CG 132227	18.43	Travel and Accommodation

**City of Cockburn****Credit Card Transactions Report**

Transactions Post Date Between 29-Jun-2024 and 30-Jul-2024

5/07/2024	ACT CABS 0261030882	26.30	Travel and Accommodation
1/07/2024	AERIAL CG 132227	36.07	Travel and Accommodation
1/07/2024	LS Chong Co Kingston P	118.08	Travel and Accommodation
4/07/2024	NATIONAL PRESS CLUB	26.00	Travel and Accommodation

**Adult Services Coordinator****394.51**

23/07/2024	Games World Cockburn	19.99	Supplies and Materials Purchases
23/07/2024	Games World Cockburn	100.00	Supplies and Materials Purchases
30/07/2024	Games World Cockburn	29.99	Supplies and Materials Purchases
19/07/2024	Dick Smith WWT3J6BH	244.53	Supplies and Materials Purchases

**Senior Home Care Package Coordinator****19.97**

26/07/2024	BUNNINGS GROUP LTD	19.97	Equipment Purchases
------------	--------------------	-------	---------------------

**Youth Services Manager****1,784.28**

10/07/2024	THE KART CENTRE	1,650.00	Program Costs
22/07/2024	Canva* 04218-11459697	39.98	Subscriptions and Memberships
4/07/2024	Red Rooster	64.30	Meeting/Workshop Catering
8/07/2024	URBAN JUNGLE IRC	30.00	Program Costs

**COMMUNITY DEVELOPMENT MANAGER****1,397.38**

3/07/2024	COLES 0490COLES 0490	321.80	Meeting/Workshop Catering
3/07/2024	WAIS CHINESE TAKEAWAY	123.20	Meeting/Workshop Catering
3/07/2024	PARTYSOURCE	25.98	Supplies and Materials Purchases
24/07/2024	UBER *TRIP	28.20	Travel and Accommodation
24/07/2024	UBER *TRIP	14.29	Travel and Accommodation
2/07/2024	KMART 1362KMART 1362	115.20	Supplies and Materials Purchases

## City of Cockburn

## Credit Card Transactions Report

Transactions Post Date Between 29-Jun-2024 and 30-Jul-2024

8/07/2024	CENTRAL PATISSERIE	200.00	Meeting/Workshop Catering
9/07/2024	WOOLWORTHS 4367	71.11	Meeting/Workshop Catering
9/07/2024	CENTRAL PATISSERIE	477.50	Meeting/Workshop Catering
5/07/2024	COLES 0490COLES 0490	20.10	Meeting/Workshop Catering

## Library Technician

6.20

18/07/2024	WOOLWORTHS 4703	6.20	Meeting/Workshop Catering
------------	-----------------	------	---------------------------

## Collection Development Librarian

694.74

23/07/2024	Art Gallery of New Sou	185.00	Supplies and Materials Purchases
25/07/2024	TEAM SYSTEMS VIC PTY L	509.74	Supplies and Materials Purchases

## Head of Sustainability and Environmen

905.80

23/07/2024	MED*ALDIMobile	17.00	Supplies and Materials Purchases
1/07/2024	PROFESSIONAL TRAPPING	888.80	Supplies and Materials Purchases

## Executive Officer

401.81

1/07/2024	CROWNE PLAZA HOTEL CAN	373.81	Travel and Accommodation
8/07/2024	Crowne Plaza Hotel Can	28.00	Travel and Accommodation

## CHILDREN'S DEVELOPMENT OFFICER

60.09

23/07/2024	PRICELESS DISCOUNTS PH	15.00	Supplies and Materials Purchases
23/07/2024	WOOLWORTHS 4367	45.09	Meeting/Workshop Catering

## YOUNG PEOPLES SERVICES COORDINATOR

1,861.50

29/07/2024	BIGW ONLINE	259.00	Supplies and Materials Purchases
30/07/2024	SP META STORE - INTL	34.99	Supplies and Materials Purchases

## City of Cockburn

## Credit Card Transactions Report

Transactions Post Date Between 29-Jun-2024 and 30-Jul-2024

17/07/2024	WWC-COMMUNITIES	87.00	Application, Licence, Registration Fees
17/07/2024	WWC-COMMUNITIES	87.00	Application, Licence, Registration Fees
2/07/2024	BOOKS AT MANIC	34.95	Supplies and Materials Purchases
1/07/2024	DYMOCKS ONLINE	528.79	Supplies and Materials Purchases
2/07/2024	HARRY HARTOG	141.92	Supplies and Materials Purchases
3/07/2024	DYMOCKS ONLINE	- 24.99	Supplies and Materials Purchases
25/07/2024	DYMOCKS ONLINE	97.96	Supplies and Materials Purchases
2/07/2024	Booktopia Pty Ltd	365.03	Supplies and Materials Purchases
3/07/2024	PAYPAL *JODIEMCLEOD	69.85	Supplies and Materials Purchases
2/07/2024	General Expense	180.00	Disputed

## Head of Property and Assets

3,355.00

23/07/2024	RAWLINSONS JOSEPH SARACENI	370.00	Subscriptions and Memberships
25/07/2024	SEC*CITY OF COCKBURN JOSEPH SARACENI	2,985.00	Application, Licence, Registration Fees

## Ranger Services Manager

376.71

29/07/2024	Lucid Software Inc.	15.40	Subscriptions and Memberships
1/07/2024	Lucid Software Inc.	15.40	Subscriptions and Memberships
24/07/2024	SP Kings Square	16.36	Parking Expenses
24/07/2024	THE HAPPY PET PLACE PT	324.75	Supplies and Materials Purchases
22/07/2024	POST COOLBELLUP LPO	4.80	Office Supplies

## Seniors Centre Coordinator

1,200.04

17/07/2024	SQ *COCKBURN COMMUNITY	350.00	Supplies and Materials Purchases
12/07/2024	KMART	120.00	Equipment Purchases
16/07/2024	Michael's Group WA	56.87	Supplies and Materials Purchases
10/07/2024	SENIOR STYLE	98.40	Supplies and Materials Purchases
5/07/2024	BRIDGETS KITCHEN	80.79	Program Costs

## City of Cockburn

## Credit Card Transactions Report

Transactions Post Date Between 29-Jun-2024 and 30-Jul-2024

9/07/2024	BUNNINGS GROUP LTD	493.98	Supplies and Materials Purchases
-----------	--------------------	--------	----------------------------------

## Parking Operations Manager

1,307.71

12/07/2024	HOLIDAY INNS MR JAMES WILLIAMS	753.00	Travel and Accommodation
4/07/2024	PETSTOCK PTY LTD MR JAMES WILLIAMS	149.84	Supplies and Materials Purchases
22/07/2024	NEWSXPRESS MEVE MR JAMES WILLIAMS	16.47	Supplies and Materials Purchases
15/07/2024	DEPT OF JUSTICE-CTG PA MR JAMES WILLIAMS	189.00	Application, Licence, Registration Fees
15/07/2024	DEPT OF JUSTICE-CTG PA MR JAMES WILLIAMS	189.00	Application, Licence, Registration Fees
30/07/2024	PUBLIC TRANSPORT AUTHO MR JAMES WILLIAMS	5.20	Travel and Accommodation
30/07/2024	PUBLIC TRANSPORT AUTHO MR JAMES WILLIAMS	5.20	Travel and Accommodation

## Young Peoples Services Librarian

203.97

18/07/2024	10MINUTESOFQUALITYTIME	37.23	Supplies and Materials Purchases
18/07/2024	DYMOCKS GARDEN CITY	165.81	Supplies and Materials Purchases
18/07/2024	INTNL TRANSACTION FEE	0.93	Supplies and Materials Purchases

## Health, Fitness and Wellbeing Coordinato

3,201.06

10/07/2024	CASE STORE PTY LTD MR KYLE BEATTIE	271.98	Supplies and Materials Purchases
10/07/2024	KMART 1362KMART 1362 MR KYLE BEATTIE	96.00	Supplies and Materials Purchases
9/07/2024	WALER AUSTRALIA PTY MR KYLE BEATTIE	467.50	Supplies and Materials Purchases
12/07/2024	Dominos Estore South L MR KYLE BEATTIE	204.00	Meeting/Workshop Catering
10/07/2024	KMART 1362KMART 1362 MR KYLE BEATTIE	76.25	Supplies and Materials Purchases
10/07/2024	Express Online Trainin MR KYLE BEATTIE	75.94	Training & Professional Development
4/07/2024	WOOLWORTHS 4394 MR KYLE BEATTIE	85.25	Supplies and Materials Purchases
1/07/2024	PARA MOBILITY MR KYLE BEATTIE	804.78	Supplies and Materials Purchases
15/07/2024	WOOLWORTHS 4394 MR KYLE BEATTIE	75.50	Supplies and Materials Purchases
26/07/2024	JIM KIDD SPORTS MR KYLE BEATTIE	29.30	Supplies and Materials Purchases
1/07/2024	WOOLWORTHS 4394 MR KYLE BEATTIE	85.50	Supplies and Materials Purchases

## City of Cockburn

## Credit Card Transactions Report

Transactions Post Date Between 29-Jun-2024 and 30-Jul-2024

1/07/2024	Woolworths Online MR KYLE BEATTIE	75.90	Supplies and Materials Purchases
15/07/2024	COLES 0490COLES 0490 MR KYLE BEATTIE	219.47	Supplies and Materials Purchases
30/07/2024	BUNNINGS 729000 MR KYLE BEATTIE	24.37	Supplies and Materials Purchases
30/07/2024	RESCUER MEDICAL MR KYLE BEATTIE	89.79	Equipment Purchases
30/07/2024	SQ *CS LEGAL MR KYLE BEATTIE	431.55	Professional Services
29/07/2024	BCF AUSTRALIA MR KYLE BEATTIE	87.98	Supplies and Materials Purchases

## Adult Services Coordinator

5,869.21

8/07/2024	KMART 1039KMART 1039	90.00	Supplies and Materials Purchases
2/07/2024	HENSELITE TRADING PT	2,850.00	Equipment Purchases
5/07/2024	IKEA PTY LTD	165.00	Supplies and Materials Purchases
5/07/2024	TROPHY CHOICE	12.00	Supplies and Materials Purchases
29/07/2024	OFFICEWORKS	108.64	Office Supplies
18/07/2024	COCKBURN ICE ARENA P	100.00	Events and Functions
11/07/2024	FH* HOTHAM VALLEY TOUR	1,412.88	Events and Functions
16/07/2024	ABCC STRIPE	544.50	Events and Functions
30/07/2024	WESTERN AUSTRALIAN HOT	100.19	Training & Professional Development
18/07/2024	COCKBURN ICE ARENA P	100.00	Events and Functions
18/07/2024	COCKBURN ICE ARENA P	100.00	Events and Functions
15/07/2024	CITY OF PERTH	77.00	Events and Functions
15/07/2024	SPACETOCO VENUE HIRE	209.00	Hire of Equipment and Facilities

## Waste Services Manager

737.23

23/07/2024	SQ *HAZEL ELLAMAE ELVI	250.00	Training & Professional Development
22/07/2024	TOTAL GREEN RECYCLING	230.76	Program Costs
18/07/2024	SPOTLIGHT MELVILLE	72.80	Supplies and Materials Purchases
15/07/2024	SPACETOCO VENUE HIRE	57.00	Hire of Equipment and Facilities
18/07/2024	SPOTLIGHT MELVILLE	58.30	Supplies and Materials Purchases

## City of Cockburn

## Credit Card Transactions Report

Transactions Post Date Between 29-Jun-2024 and 30-Jul-2024

2/07/2024	OFFICEWORKS 0616OFFIC	42.38	Equipment Purchases
1/07/2024	SYNERGY BUSINESS SYS	25.99	Supplies and Materials Purchases

## Head of Develop Assessment &amp; Compliance

206.02

1/07/2024	SPOTTO WA	84.42	Travel and Accommodation
29/07/2024	WOOLWORTHS 4367	101.60	Meeting/Workshop Catering
12/07/2024	ASIC	20.00	Subscriptions and Memberships

## Family &amp; Community Services Manager

1,588.05

5/07/2024	MISS MAUD	540.50	Events and Functions
30/07/2024	EZI*Australian Childh	297.00	Training & Professional Development
15/07/2024	SPACETOCO VENUE HIRE	449.00	Hire of Equipment and Facilities
2/07/2024	SPACETOCO VENUE HIRE	57.00	Hire of Equipment and Facilities
5/07/2024	MISS MAUD	244.55	Program Costs

## Customer Experience Coordinator - ARC

2,397.96

23/07/2024	Dropbox 8D66J6RGRPXH	184.67	Subscriptions and Memberships
22/07/2024	FACEBK *P2XY444D52	200.00	Advertising
5/07/2024	DROPBOX*V3ZVL9LK9L18	184.67	Subscriptions and Memberships
29/07/2024	INTNL TRANSACTION FEE	6.03	Bank and Other Fees
8/07/2024	OUTGROW	171.39	Subscriptions and Memberships
12/07/2024	iStock.com	93.50	Subscriptions and Memberships
11/07/2024	COLES 0490COLES 0490	88.17	Program Costs
5/07/2024	NAAVI PTY LTD	25.00	Subscriptions and Memberships
3/07/2024	Canva* 04200-10977223	17.99	Subscriptions and Memberships
8/07/2024	INTNL TRANSACTION FEE	13.32	Bank and Other Fees
29/07/2024	QUICKTAPSURVEY	241.09	Subscriptions and Memberships
17/07/2024	WOOLWORTHS 4394	85.50	Supplies and Materials Purchases

## City of Cockburn

## Credit Card Transactions Report

Transactions Post Date Between 29-Jun-2024 and 30-Jul-2024

8/07/2024	INTNL TRANSACTION FEE	4.28	Bank and Other Fees
8/07/2024	KEEPME LTD	532.99	Subscriptions and Memberships
2/07/2024	FACEBK *Z6JST3LD52	104.95	Advertising
2/07/2024	Google ADS7377651407	444.41	Advertising

## Youth Centre Coordinator

1,491.54

1/07/2024	OCE*STORE.CREALITY MR MARK ARMANDI	185.48	Program Costs
1/07/2024	Temple & Webster MR MARK ARMANDI	564.70	Office Supplies
29/07/2024	SQ *LANPA PTY LTD MR MARK ARMANDI	100.77	Program Costs
19/07/2024	Dominos Estore Success MR MARK ARMANDI	92.00	Events and Functions
2/07/2024	RANGE PRODUCTS PTY LTD MR MARK ARMANDI	15.40	Program Costs
18/07/2024	www.jacksonsart.com MR MARK ARMANDI	533.19	Program Costs

## Branch Support Librarian

985.22

12/07/2024	SLIMLINE WAREHOUSE	149.60	Supplies and Materials Purchases
1/07/2024	NEWS PTY LIMITED	80.00	Supplies and Materials Purchases
1/07/2024	AMAZON AU RETAIL	29.94	Supplies and Materials Purchases
12/07/2024	AMAZON AU RETAIL	19.65	Supplies and Materials Purchases
12/07/2024	SLIMLINE WAREHOUSE D	178.43	Supplies and Materials Purchases
12/07/2024	SLIMLINE WAREHOUSE D	39.97	Supplies and Materials Purchases
12/07/2024	SLIMLINE WAREHOUSE	336.60	Supplies and Materials Purchases
1/07/2024	AMAZON AU RETAIL	10.64	Supplies and Materials Purchases
22/07/2024	AMAZON AU RETAIL	57.63	Supplies and Materials Purchases
18/07/2024	BIGW ONLINE	36.00	Supplies and Materials Purchases
16/07/2024	YELLOW RAVEN CAFE	3.50	Office Supplies
25/07/2024	AMAZON AU RETAIL	43.26	Supplies and Materials Purchases

## Events and Culture Manager

1,153.05



## City of Cockburn

## Credit Card Transactions Report

Transactions Post Date Between 29-Jun-2024 and 30-Jul-2024

22/07/2024	Tickets*WA Showcas	863.48	Training & Professional Development
25/07/2024	MEGATIX.COM.AU	289.57	Conferences and Seminars

## Executive officer to the Mayor and Counc

3,507.43

25/07/2024	UDIAWA	198.90	Conferences and Seminars
19/07/2024	MAYORS FOR PEACE	18.73	Subscriptions and Memberships
8/07/2024	Crowne Plaza Hotel Can	28.53	Travel and Accommodation
1/07/2024	CROWNE PLAZA HOTEL CAN	1,630.40	Travel and Accommodation
1/07/2024	CROWNE PLAZA HOTEL CAN	1,630.40	Travel and Accommodation
19/07/2024	INTNL TRANSACTION FEE	0.47	Subscriptions and Memberships

## Manager Business &amp; Economic Development

1,374.29

9/07/2024	EXPEDIA 72871494313632	150.63	Disputed Transaction
9/07/2024	EXPEDIA 72871485619457	694.41	Disputed Transaction
24/07/2024	HIRE SOCIETY	399.25	Events and Functions
17/07/2024	EB *ASEAN Day Celebrat	90.00	Conferences and Seminars
25/07/2024	SOCIETY FOR UNDERWATER	40.00	Conferences and Seminars

## Streetscapes Coordinator

170.68

25/07/2024	INTERTEK INFORM	106.23	Equipment Purchases
22/07/2024	PLANT DOCTOR PTY LTD	64.45	Supplies and Materials Purchases

## MANAGER LIBRARIES AND ACTIVATION - COOLB

1,097.99

1/07/2024	BUNNINGS 453000	13.38	Supplies and Materials Purchases
4/07/2024	JAYCAR PTY LTD	38.95	Supplies and Materials Purchases
5/07/2024	OPTIMAL PHARM PLUS	39.98	Supplies and Materials Purchases
1/07/2024	OFFICEWORKS 0616OFFIC	67.50	Equipment Purchases

## City of Cockburn

## Credit Card Transactions Report

Transactions Post Date Between 29-Jun-2024 and 30-Jul-2024

5/07/2024	WOOLWORTHS 4703	28.20	Supplies and Materials Purchases
11/07/2024	JB HI FI COCKBURN	72.90	Equipment Purchases
15/07/2024	OFFICEWORKS 0616OFFIC	23.54	Supplies and Materials Purchases
15/07/2024	WOOLWORTHS 4703	86.20	Equipment Purchases
17/07/2024	EXISTCO PTY LTD	637.34	Equipment Purchases
17/07/2024	SEC*THE SEED COLLECTIO	90.00	Supplies and Materials Purchases

## Social Club Coordinator

1,493.46

2/07/2024	KMART 1024KMART 1024	73.00	Disputed
2/07/2024	Woolworths Online	118.30	Supplies and Materials Purchases
3/07/2024	TEAM DSC	50.00	Professional Services
8/07/2024	Woolworths Online	320.90	Supplies and Materials Purchases
15/07/2024	Woolworths Online	130.50	Supplies and Materials Purchases
12/07/2024	WANEWSDTI	106.80	Supplies and Materials Purchases
22/07/2024	Woolworths Online	211.60	Supplies and Materials Purchases
22/07/2024	HAMILTON HILL IGA	86.39	Supplies and Materials Purchases
29/07/2024	Woolworths Online	381.47	Supplies and Materials Purchases
30/07/2024	Woolworths Online	- 27.00	Supplies and Materials Purchases - Refund
30/07/2024	WOOLWORTHS 4703	35.40	Supplies and Materials Purchases
30/07/2024	HAMILTON HILL IGA	6.10	Supplies and Materials Purchases

## Cockburn Resource Recovery Park Manager

561.43

23/07/2024	MIDDENDORP ELECTRIC CO	78.25	Supplies and Materials Purchases
10/07/2024	BUNNINGS 729000	83.88	Supplies and Materials Purchases
11/07/2024	LASERMAN TECHNOLOGIES	399.30	Equipment Purchases

## Youth Programs and Events Officer

1,869.22

5/07/2024	COLES 0490COLES 0490	83.52	Program Costs
-----------	----------------------	-------	---------------

## City of Cockburn

## Credit Card Transactions Report

Transactions Post Date Between 29-Jun-2024 and 30-Jul-2024

5/07/2024	ZLR*HILTON SQUASH & F	200.00	Program Costs
17/07/2024	LOC GOV SPORT&CULT IND	611.00	Program Costs
9/07/2024	COLES 0490COLES 0490	77.41	Program Costs
3/07/2024	THE HOYTS CORPORATIO	181.06	Program Costs
3/07/2024	THE HOYTS CORPORATIO	120.71	Program Costs
9/07/2024	THE HOYTS CORPORATIO	258.01	Program Costs
10/07/2024	COLES 0490COLES 0490	69.51	Program Costs
1/07/2024	KMART 1362KMART 1362	268.00	Program Costs

## Strategic Procurement Manager

2,131.70

5/07/2024	ACCOR* MERCURE SYDNEY	491.00	Travel and Accommodation
5/07/2024	UTS	698.00	Training & Professional Development
5/07/2024	Webjet	942.70	Travel and Accommodation

## Events Officer

385.00

30/07/2024	COSMIC COCKTAILS	385.00	Events and Functions
------------	------------------	--------	----------------------

## Manager Recreation Services

26.42

1/07/2024	INTNL TRANSACTION FEE	0.23	Bank and Other Fees
1/07/2024	IGLOOCOMPANY	9.07	Subscriptions and Memberships
30/07/2024	IGLOOCOMPANY	9.19	Bank and Other Fees
30/07/2024	INTNL TRANSACTION FEE	0.23	Bank and Other Fees
12/07/2024	City of Joondalup	7.70	Parking Expenses

## Head of Recreation Infrastructure &amp; Svcs

7.23

29/07/2024	EasyPark	7.23	Parking Expenses
------------	----------	------	------------------

## City of Cockburn

## Credit Card Transactions Report

Transactions Post Date Between 29-Jun-2024 and 30-Jul-2024

## Citizenship and Civic Services Superviso

212.40

16/07/2024	HOST DIRECT	180.40	Equipment Purchases
8/07/2024	KMART 1362KMART 1362	32.00	Equipment Purchases

## Senior Youth Outreach Worker

126.23

3/07/2024	Hungry Jacks	11.55	Program Costs
2/07/2024	CITY OF PERTH	7.84	Program Costs
15/07/2024	PUBLIC TRANSPORT AUTHO	5.20	Travel & Accomodation
16/07/2024	PUBLIC TRANSPORT AUTHO	5.20	Travel & Accomodation
12/07/2024	SUPER CHEAP AUTO	15.58	Program Costs
8/07/2024	CITY OF PERTH	11.20	Program Costs
5/07/2024	COLLINS RESTAURANTS	14.95	Program Costs
24/07/2024	CHEMIST WAREHOUSE LEDA	39.36	Program Costs
17/07/2024	Hungry Jacks	6.90	Program Costs
23/07/2024	EasyPark	8.45	Program Costs

## Community Development Coordinator

1,918.32

15/07/2024	SPACETOCO VENUE HIRE	33.00	Hire of Equipment and Facilities
18/07/2024	SWIFT RETAIL PTY LTD	69.30	Program Costs
18/07/2024	WOOLWORTHS 4367	307.95	Professional Services
19/07/2024	SQ *TINO'S PIZZA	361.00	Meeting/Workshop Catering
1/07/2024	OFFICEWORKS 0616OFFIC	420.99	Supplies and Materials Purchases
5/07/2024	THE PAMPHLETEERS	189.13	Program Costs
1/07/2024	BUNNINGS 453000	75.00	Equipment Purchases
9/07/2024	THE PAMPHLETEERS	195.50	Program Costs
29/07/2024	HOST DIRECT	192.50	Program Costs
25/07/2024	CREATIVE COMMUNITIES	73.95	Program Costs

City of Cockburn  
Credit Card Transactions Report

Transactions Post Date Between 29-Jun-2024 and 30-Jul-2024

Marina Manager		451.15	
5/07/2024	OFFICEWORKS 0616OFFIC	213.90	Supplies and Materials Purchases
5/07/2024	WHITWORTHS NAUTICAL W	237.25	Supplies and Materials Purchases
BRANCH MANAGER - SPEARWOOD		1,228.09	
4/07/2024	MYO*GREEN WORLD INDOOR	217.26	Professional Services
17/07/2024	UNDER THE SUN	78.60	Supplies and Materials Purchases
25/07/2024	SECURE PARKING BARRACK	13.00	Travel and Accommodation
3/07/2024	ELITE OFFICE FURN	731.00	Equipment Purchases
15/07/2024	KMART	30.00	Supplies and Materials Purchases
15/07/2024	Neverfail	46.20	Supplies and Materials Purchases
15/07/2024	Neverfail	46.20	Supplies and Materials Purchases
17/07/2024	APR*partyrama	45.83	Supplies and Materials Purchases
17/07/2024	KMART 1024KMART 1024	20.00	Supplies and Materials Purchases
Library Technician		69.89	
29/07/2024	OFFICEWORKS	19.92	Supplies and Materials Purchases
24/07/2024	TEMU.COM	49.97	Supplies and Materials Purchases
Child Care Services Manager		1,897.40	
3/07/2024	MYO*Harmony Kids	837.40	Subscriptions and Memberships
3/07/2024	MYO*Harmony Kids	493.00	Subscriptions and Memberships
12/07/2024	DEPARTMENT OF COMMUN	567.00	Subscriptions and Memberships
Economic Development Officer		3.40	
1/07/2024	CITY OF FREMANTLE	3.40	Parking Expenses



City of Cockburn  
Credit Card Transactions Report

Transactions Post Date Between 29-Jun-2024 and 30-Jul-2024

Community Safety Manager		204.72	
30/07/2024	PUBLIC TRANSPORT AUTHO	5.20	Travel and Accommodation
29/07/2024	CLAUDE.AI SUBSCRIPTION	33.68	Subscriptions and Memberships
22/07/2024	Canva* 04217-7482487	165.00	Subscriptions and Memberships
29/07/2024	INTNL TRANSACTION FEE	0.84	Bank and Other Fees

Total Cards - 63	\$ 79,184.17
------------------	--------------



**14.2.2 (2024/MINUTE NO 0218) Monthly Financial Report - August 2024**

**Executive** A/Director Corporate and System Services  
**Author** A/Head of Finance  
**Attachments** 1. Financial Activity Statement August 24 [↓](#)

**Officer Recommendation/Council Decision**

MOVED Cr C Reeve-Fowkes SECONDED Cr M Separovich

That Council ADOPTS the Monthly Financial Report containing the Statement of Financial Activity and other financial information for the month of August 2024, as attached to the Agenda.

**CARRIED 10/0**

**Background**

*Local Government (Financial Management) Regulations 1996* prescribe that a Local Government is to prepare each month a Statement of Financial Activity.

Regulation 34(2) requires the Statement of Financial Activity to be accompanied by documents containing:

1. Details of the composition of the closing net current assets (less restricted and committed assets).
2. Explanation for each material variance identified between year to date (YTD) budgets and actuals.
3. Any other supporting information considered relevant by the Local Government.

Regulation 34(4)(a) prescribes that the Statement of Financial Activity and accompanying documents be presented to Council within two months after the end of the month to which the statement relates.

The regulations require the information reported in the statement to be shown either by nature or type, statutory program, or business unit.

The City has chosen to report the information according to nature or type and its organisational business structure.

*Local Government (Financial Management) Regulations 1996* - Regulation 34 (5) states "Each financial year, a Local Government is to adopt a percentage or value, calculated in accordance with the Australian Accounting Standards, to be used in statements of financial activity for reporting material variances."

This regulation requires Council to annually set a materiality threshold for the purpose of disclosing budget variances within monthly financial reporting.

The materiality threshold has been set by Council at \$300,000 for the 2024-25 financial year (FY25).



Detailed analysis of budget variances is an ongoing exercise, with necessary budget amendments either submitted for Council approval through the Expenditure Review Committee or included in the City's mid-year budget review required by legislation.

### **Submission**

N/A

### **Report**

The attached Monthly Financial Report for August 2024 has been prepared in accordance with the Local Government Act and the associated Financial Management Regulations.

This was reviewed by management, with the following commentary addressing key financial results and the City's budgetary performance to the end of the month.

### Statement of Financial Position

Due to amendments to the *Local Government (Financial Management) Regulations 1996*, Regulation 35 (1) requires the City to now include a Statement of Financial Position each month in the financial report.

This shows the City's financial position at the end of the month, compared to the end of the previous financial year. Net assets total \$1.949 billion at the end of the month (\$1.833 billion end of June), with the increase reflecting the impact of the City's year to date financial activities.

### Opening Surplus

The current opening surplus of \$20.00 million is \$13.11 million over the amended budget of \$6.91 million. These include the \$5.91 million municipal funding for the City's carry forward projects (adopted by Council in August).

With end of financial year processing and audit still to be finalised, the opening surplus is subject to further adjustment, which will also determine the closing surplus for the month.

### Closing Surplus

The City's YTD closing surplus to the end of August was \$139.98 million, versus a YTD budget of \$122.00 million.

This represents a favourable variance of \$17.98 million, inclusive of variances across the FY25 operating and capital budgets reported in the following sections.



Operating Revenue

Operating revenue of \$147.42 million was \$0.67 million behind YTD budget for August.

The following table summarises the operating revenue budget performance by nature:

Revenue from operating activities	Amended		YTD Actual \$	YTD Variance \$
	Full Year Budget \$	YTD Budget \$		
Rates	133,800,000	132,324,497	132,320,867	(3,630)
Specified Area Rates	616,025	616,025	628,482	12,457
Operating Grants, Subsidies, Contributions	15,361,886	1,511,948	1,325,138	(186,810)
Fees and Charges	40,418,009	10,213,532	10,173,700	(39,832)
Service charges	220,000	36,667	219,838	183,171
Interest Earnings	12,835,100	2,139,183	2,059,620	(79,563)
Profit/(Loss) Asset Sale	612,515	(86,221)	694,027	780,248
<b>Total</b>	<b>203,863,535</b>	<b>146,755,631</b>	<b>147,421,672</b>	<b>666,041</b>

Material variances identified in the City's operating revenue were identified as follows:

- Profit on sale of asset (\$0.74 million over YTD budget). The City has sold Lot 900, 32 Plantagenet Crescent, Hamilton Hill for \$0.67 million however this was sold at book value and the accounting of this transaction will be finalised after the completion of FY24 audit.



Operating Expenditure

Operating expenditure to the end of August of \$31.52 million was slightly lower than YTD budget by \$0.11 million.

The following table summarises the operating expenditure budget variance performance by nature:

Expenditure from Operating Activities	Amended		YTD Actual \$	YTD Variance \$
	Full Year Budget \$	YTD Budget \$		
Employee costs	82,767,573	12,770,229	12,685,198	(85,031)
Materials & Contracts	57,979,662	6,183,865	6,307,279	123,414
Utility charges	6,521,338	1,079,985	989,848	(90,137)
Depreciation/Amortisation	46,190,627	7,548,773	7,584,049	35,276
Interest/Finance Costs	260,312	26,717	28,489	1,772
Insurance expenses	2,570,579	1,178,625	1,178,625	0
Other expenditure	12,682,412	2,844,359	2,747,106	(97,253)
<b>Total</b>	<b>208,972,503</b>	<b>31,632,553</b>	<b>31,520,594</b>	<b>(111,959)</b>

There were no material variances identified at this early stage of the year.

### Capital Expenditure

Council adopted a capital works program of \$53.73 million in the FY25 annual budget, that is now \$84.04 million following carry forwards and other adjustments adopted by Council.

The City has spent \$4.55 million on its capital program to the end of August, representing an underspend of \$3.09 million against YTD.

The following table shows the budget performance by asset class:

Capital Acquisitions	Amended		YTD Actual \$	YTD Variance \$
	Budget \$	YTD Budget \$		
Buildings	26,762,418	2,425,105	1,648,792	(776,313)
Furniture & Equipment	962,400	140,000	0	(140,000)
Plant and Equipment	12,646,878	1,087,822	912,504	(175,318)
Information Technology	1,504,837	477,697	129,035	(348,662)
Infrastructure - Roads	15,287,120	821,850	293,695	(528,155)
Infrastructure - Drainage	7,691,013	826,686	583,680	(243,006)
Infrastructure - Footpath	2,156,101	107,736	41,269	(66,467)
Infrastructure - Parks hard	8,176,865	1,263,296	563,578	(699,718)
Infrastructure - Landscaping	94,303	50,000	34,221	(15,779)
Infrastructure - Landfill site	7,293,931	421,362	284,890	(136,473)
Infrastructure - Marina	25,385	15,000	21,285	6,285
Infrastructure - Coastal	1,442,592	0	37,905	37,905
<b>Total</b>	<b>84,043,843</b>	<b>7,636,554</b>	<b>4,550,852</b>	<b>(3,085,702)</b>

There were no material project variances identified at this early stage of the year.

### Non-Operating Grants, Subsidies and Contributions

The City's budget for capital grants and contributions is a net \$14.00 million.

This includes \$16.00 million in funding to be received, less an outgoing contribution of \$2.00 million for road reserve land acquisition.

There was \$45,779 of non-operating grants or contributions recognised to the end of August, \$0.53 million under budget due to the recognition of revenue being tied to project completion (as per the Australian Accounting Standards).



Financial Reserves

A detailed schedule of the City's financial reserves is included in the financial report, showing a balance of \$215.30 million held at the end of August (\$215.01 million in July).

General revenue reserves made up \$182.94 million of the balance, \$32.35 million for restricted and legislated purposes, which includes \$12.99 million for developer contribution plans.

Transfers in and out of financial reserves are made in accordance with budgetary requirements.

Cash and Financial Assets

The City's closing cash and financial assets investment holding at month's end totalled \$296.24 million (up from \$253.00 million in July).

This balance included financial assets (term deposits and investments) of \$279.26 million, and cash and cash equivalent holdings (cash at bank and at call deposits) of \$16.98 million.

\$216.05 million of these funds were internally and externally restricted, representing the City's financial reserves and liability for bonds and deposits held.

The remaining \$80.19 million represented unrestricted municipal funds for the City's operating activities and liabilities.



Investment Performance, Ratings and Maturity

The City's term deposit portfolio running yield was an annualised 4.98 percent as of 31 August (lower from 5.08 percent the month before) which reflected market expectation of rate cut coming up.

There was no RBA rate increase (or decrease) during the month again, therefore the City's portfolio running yield still outperformed the KPI target rate of 4.85 percent for the seventh consecutive month (RBA cash rate of 4.35 percent plus 0.50 percent performance margin).

New investments placed during the month were at rates ranging between 4.60 and 5.20 percent up to three years duration.

Current term deposit investments are fully compliant with Council's Investment Policy requirements, as indicated below:

Investment Policy Compliance		
Legislative Requirements	✓	Fully compliant
Portfolio Credit Rating Limit	✓	Fully compliant
Institutional Exposure Limits	✓	Fully compliant
Term to Maturity Limits	✓	Fully compliant

The portfolio also includes several reverse mortgage securities purchased under previous policy and statutory provisions.

These have a face value of \$2.361 million and market value of \$1.51 million, although the City currently carries them at a book value of \$0.758 million (net of a \$1.575 million impairment provision made several years ago).

The City continues receiving interest and capital payments, with \$0.67 million returned to date of the original \$3.0 million invested.



The City's investments were held with the following financial institutions as at 31 August 2024 (inclusive of accrued interest):

Issuer	Market Value	% Total Value
AMP Bank Ltd	10,315,572.03	3.61%
Australian Military Bank Limited	3,015,415.89	1.05%
Auswide Bank Limited	1,566,904.11	0.55%
Bank of Queensland Ltd	24,351,620.58	8.52%
Commonwealth Bank of Australia Ltd	2,100,380.82	0.73%
Credit Union Australia Ltd t/as Great Southern Bank	13,466,525.46	4.71%
Defence Bank Ltd	10,657,739.70	3.73%
Emerald Reverse Mortgage Trust	1,508,172.85	0.53%
ING Bank Australia Limited	61,501,570.07	21.51%
Judo Bank	22,201,638.41	7.76%
Macquarie Bank Ltd	0.01	0.00%
National Australia Bank Ltd	50,995,371.00	17.83%
Rabobank Australia Ltd	56,545,387.24	19.78%
Suncorp Bank (Norfinia Ltd) - Subsidiary of ANZ	24,698,812.06	8.64%
Westpac Banking Corporation Ltd	3,007,378.35	1.05%
Portfolio Total	285,932,488.56	100.00%

The City's short-term deposits (less than 12 months) made up 52.03 percent (\$148.80 million) of the City's portfolio, compared to 66.39 percent (\$164.90 million) in July.

These were classified under the following credit ratings:

**Market Value by Security Rating Group (Short Term)**



Deposits invested between 1 and 3 years made up 47.97 percent (\$137.20 million) of the City's portfolio, compared to 33.61 percent (\$83.45 million) in July. These were classified under following credit ratings:

**Market Value by Security Rating Group (Long Term)**



### Investment in Fossil Fuel Free Banks

At month end, the City held \$99.83 million (35.6 percent) of its investment portfolio with banks considered non-funders of fossil fuel related industries (\$90.86 million or 37.6 percent last month).

The amount invested with fossil fuel free banks fluctuates depending on the competitiveness of deposit rates being offered and the capacity of fossil fuel free banks to accept funds.

The City will always endeavour to preference a fossil fuel free investment, given a similar deposit rate.

### Rates Debt Recovery

The collectible rates and charges currently raised for 2024-25 (comprising net arrears, annual levies, and part year rating) totals \$158.00 million.

To the end of August, the City had collected \$66.97 million (42.39 percent), leaving a balance outstanding of \$91.03 million (57.61 percent).

At 31 August 2024, the City also had prepayments for next year's rates totalling \$0.57 million.

The City has raised \$220k in underground power charges for FY25. This represents year two of the 10-year repayment plan.

In terms of overdue and delinquent rates accounts under formal or legal debt recovery processes, the City had 53 properties owing a total of \$0.49 million in combined rates and legal fees (59 properties or \$0.53 million in July).

This included those properties that have fallen into arrears with current and previous year's rates and have not entered payment arrangements with the City.

Formal debt recovery activities are commenced when ratepayers have overdue rates and have not committed to instalment or other payment arrangements or sought relief under the City's Financial Hardship Policy.

### Trade and Sundry Debtors

The City had \$4.04 million in outstanding trade and sundry debtors to the end of August (\$3.80 million in July).

Those debts overdue by more than 90 days made up \$182k or 4.50 percent of total debts outstanding (\$210k or 5.53 percent in July).

The 90-day debtors included lease monies owed by naval base tenants totalling \$68k, landfill commercial debtors owing \$65k and another \$9k in Cockburn Care arrears being actively managed.



**Strategic Plans/Policy Implications**Listening & Leading

A community focused, sustainable, accountable and progressive organisation.

- Best practice Governance, partnerships and value for money.

**Budget/Financial Implications**

Budget amendments are initially referred to Council's Expenditure Review Committee for recommendation to Council. Any changes adopted by Council at its August meeting have been included in this monthly financial report.

Council's adopted budget surplus for FY25 of \$300,000 has since decreased to \$214,192 due to Council decisions made throughout the year.

These budget surplus changes are listed at Note 8 in the financial report.

**Legal Implications**

N/A

**Community Consultation**

N/A

**Risk Management Implications**

It is important that Council reviews the performance of its adopted budget each month for revenue, expenditure, and the closing financial position.

This enables it to be informed on and identify any potential financial risks.

**Advice to Proponent(s)/Submitters**

N/A

**Implications of Section 3.18(3) *Local Government Act 1995***

Nil



**CITY OF COCKBURN****MONTHLY FINANCIAL REPORT**  
**(Containing the Statement of Financial Activity)**  
**For the Period Ended 31 August 2024****LOCAL GOVERNMENT ACT 1995**  
**LOCAL GOVERNMENT (FINANCIAL MANAGEMENT) REGULATIONS 1996****TABLE OF CONTENTS**

Monthly Summary Information	2
Statement of Financial Activity by Nature or Type	4
Statement of Financial Activity by Business Unit	6
Statement of Financial Position	7
Basis of Preparation	8
Note 1 Statement of Financial Activity Information	9
Note 2 Cash and Financial Assets	10
Note 3 Disposal of Assets	11
Note 4 Capital Acquisitions	12
Note 5 Borrowings	13
Note 6 Cash Reserves	14
Note 7 Other Current Liabilities	16
Note 9 Budget Amendments	17
Note 10 Explanation of Material Variances	18

**MONTHLY FINANCIAL REPORT  
FOR THE PERIOD ENDED 31 AUGUST 2024**

**SUMMARY INFORMATION**

Funding surplus / (deficit) Components

Funding surplus / (deficit)				
	Amended Budget	YTD Budget (a)	YTD Actual (b)	Var. \$ (b)-(a)
Opening	\$6.91 M	\$6.91 M	\$20.00 M	\$13.09 M
Closing	\$0.21 M	\$121.07 M	\$139.98 M	\$18.92 M
Refer to Statement of Financial Activity				

Cash and financial assets

	\$296.24 M	% of total
Unrestricted Cash	\$80.19 M	27.1%
Restricted Cash	\$216.05 M	72.9%

Refer to Note 2 - Cash and Financial Assets

Key Operating Activities

Amount attributable to operating activities

Amended Budget	YTD Budget (a)	YTD Actual (b)	Var. \$ (b)-(a)
\$40.47 M	\$122.67 M	\$123.64 M	\$0.97 M

Refer to Statement of Financial Activity

Employee Cost

YTD Actual	(\$12.69 M)	% Variance
YTD Budget	(\$12.77 M)	(0.7%)

Refer to Statement of Financial Activity

Rates Revenue

YTD Actual	\$132.95 M	% Variance
YTD Budget	\$132.94 M	0.0%

Refer to Statement of Financial Activity

Fees and Charges

YTD Actual	\$10.17 M	% Variance
YTD Budget	\$10.21 M	(0.4%)

Refer to Statement of Financial Activity

Materials & Contracts

YTD Actual	(\$6.31 M)	% Variance
YTD Budget	(\$6.18 M)	2.0%

Refer to Statement of Financial Activity

Key Investing Activities

Amount attributable to investing activities

Amended Budget	YTD Budget (a)	YTD Actual (b)	Var. \$ (b)-(a)
(\$67.95 M)	(\$6.90 M)	(\$3.81 M)	\$3.09 M

Refer to Statement of Financial Activity

Proceeds on sale

YTD Actual	\$0.69 M	%
Amended Budget	\$2.09 M	33.2%

Refer to Note 3 - Disposal of Assets

Asset Acquisition

YTD Actual	\$4.55 M	% Spent
Amended Budget	\$84.04 M	5.4%

Refer to Note 4 - Capital Acquisition

Capital Grants

YTD Actual	(\$0.05 M)	% Received
Amended Budget	(\$14.00 M)	0.3%

Refer to Note 4 - Capital Acquisition

Key Financing Activities

Amount attributable to financing activities

Amended Budget	YTD Budget (a)	YTD Actual (b)	Var. \$ (b)-(a)
\$20.78 M	(\$1.62 M)	\$0.15 M	\$1.77 M

Refer to Statement of Financial Activity

Borrowings

Principal repayments	\$0.00 M
Interest expense	\$0.02 M
Principal due	\$5.00 M

Refer to Note 5 - Borrowings

Reserves

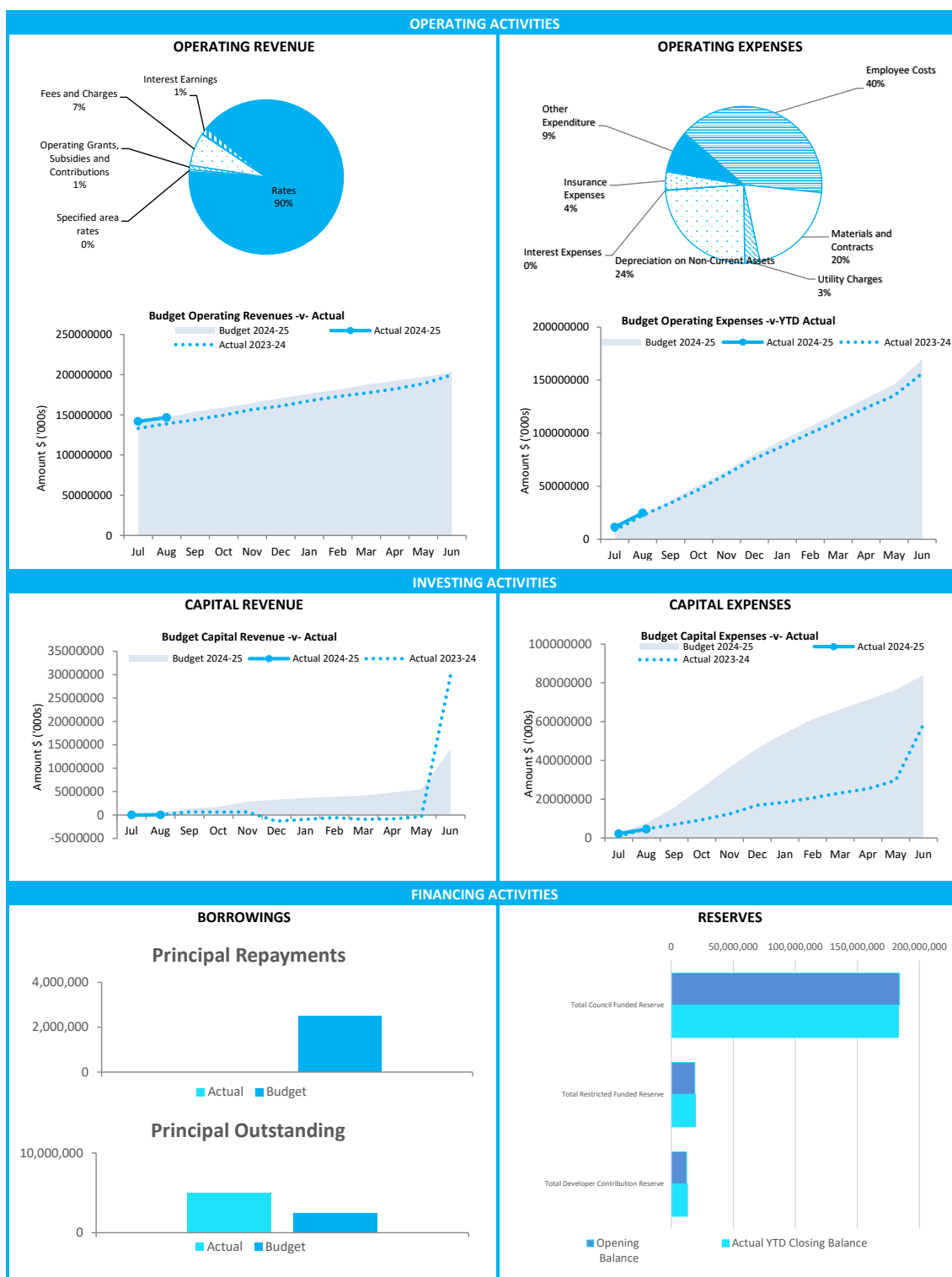
Reserves balance	\$215.30 M
Interest earned	\$0.20 M

Refer to Note 6 - Cash Reserves

This information is to be read in conjunction with the accompanying Financial Statements and notes.

**MONTHLY FINANCIAL REPORT  
FOR THE PERIOD ENDED 31 AUGUST 2024**

**SUMMARY INFORMATION - GRAPHS**



This information is to be read in conjunction with the accompanying Financial Statements and Notes.

**STATEMENT OF FINANCIAL ACTIVITY  
FOR THE PERIOD ENDED 31 AUGUST 2024**

**BY NATURE OR TYPE**

	Ref Note	Amended Budget	YTD Budget (a)	YTD Actual (b)	Var. \$ (b)-(a)	Var. % (b)-(a)/(a)	Var.
		\$	\$	\$	\$	%	
<b>Opening funding surplus / (deficit)</b>	1(c)	6,910,453	6,910,453	<b>20,000,233</b>	13,089,780	189.42%	▲
<b>Revenue from operating activities</b>							
Rates		133,800,000	132,324,497	<b>132,320,867</b>	(3,630)	(0.00%)	
Specified area rates		616,025	616,025	<b>628,482</b>	12,457	2.02%	
Operating grants, subsidies and contributions		15,361,886	1,511,948	<b>1,325,138</b>	(186,810)	(12.36%)	
Fees and charges		40,418,009	10,213,532	<b>10,173,700</b>	(39,832)	(0.39%)	
Service charges		220,000	36,667	<b>219,838</b>	183,171	499.55%	
Interest earnings		12,835,100	2,139,183	<b>2,059,620</b>	(79,563)	(3.72%)	
Profit/(loss) on disposal of assets		612,515	(86,221)	<b>694,027</b>	780,248	(904.94%)	
		<b>203,863,535</b>	<b>146,755,631</b>	<b>147,421,672</b>	666,041	0.45%	
<b>Expenditure from operating activities</b>							
Employee costs		(82,767,573)	(12,770,229)	<b>(12,685,198)</b>	85,031	0.67%	
Materials and contracts		(57,979,662)	(6,183,865)	<b>(6,307,279)</b>	(123,414)	(2.00%)	
Utility charges		(6,521,338)	(1,079,985)	<b>(989,848)</b>	90,137	8.35%	
Depreciation on non-current assets		(46,190,627)	(7,548,773)	<b>(7,584,049)</b>	(35,276)	(0.47%)	
Interest expenses		(260,312)	(26,717)	<b>(28,489)</b>	(1,772)	(6.63%)	
Insurance expenses		(2,570,579)	(1,178,625)	<b>(1,178,625)</b>	0	0.00%	
Other expenditure		(12,682,412)	(2,844,359)	<b>(2,747,106)</b>	97,253	3.42%	
		<b>(208,972,503)</b>	<b>(31,632,553)</b>	<b>(31,520,594)</b>	111,959	0.35%	
Non-cash amounts excluded from operating activities							
	1(a)	45,578,112	7,548,773	<b>7,738,845</b>	190,072	2.52%	
<b>Amount attributable to operating activities</b>		<b>40,469,144</b>	<b>122,671,851</b>	<b>123,639,923</b>	968,072		
<b>Investing activities</b>							
Proceeds from non-operating grants, subsidies and contributions		14,003,995	578,220	<b>45,779</b>	(532,441)	(92.08%)	▼
Proceeds from disposal of assets	3	2,089,799	159,993	<b>694,027</b>	534,034	333.79%	▲
Payments for property, plant and equipment and infrastructure	4	(84,043,843)	(7,636,554)	<b>(4,550,852)</b>	3,085,702	40.41%	▲
<b>Amount attributable to investing activities</b>		<b>(67,950,049)</b>	<b>(6,898,341)</b>	<b>(3,811,046)</b>	3,087,295		
<b>Financing Activities</b>							
Transfer from reserves	6	73,984,650	4,291,673	<b>2,149,936</b>	(2,141,737)	(49.90%)	▼
Repayment of debentures	5	(2,500,000)	0	<b>0</b>	0	0.00%	
Transfer to reserves	6	(50,700,006)	(5,910,453)	<b>(1,951,401)</b>	3,959,052	66.98%	▲
<b>Amount attributable to financing activities</b>		<b>20,784,644</b>	<b>(1,618,780)</b>	<b>153,502</b>	1,772,282		
<b>Closing funding surplus / (deficit)</b>	1(c)	<b>214,192</b>	<b>121,065,185</b>	<b>139,982,612</b>	18,917,427		

**KEY INFORMATION**

▲ ▼ Indicates a variance between Year to Date (YTD) Actual and YTD Actual data as per the adopted materiality threshold.

Refer to Note 9 for an explanation of the reasons for the variance.

This statement is to be read in conjunction with the accompanying Financial Statements and Notes.

**KEY TERMS AND DESCRIPTIONS****FOR THE PERIOD ENDED 31 AUGUST 2024****NATURE OR TYPE DESCRIPTIONS****REVENUE****RATES**

All rates levied under the *Local Government Act 1995*. Includes general, differential, specified area rates, minimum rates, interim rates, back rates, ex-gratia rates, less discounts and concessions offered. Exclude administration fees, interest on instalments, interest on arrears, service charges and sewerage rates.

**OPERATING GRANTS, SUBSIDIES AND CONTRIBUTIONS**

Refers to all amounts received as grants, subsidies and contributions that are not non-operating grants.

**NON-OPERATING GRANTS, SUBSIDIES AND CONTRIBUTIONS**

Amounts received specifically for the acquisition, construction of new or the upgrading of identifiable non financial assets paid to a local government, irrespective of whether these amounts are received as capital grants, subsidies, contributions or donations.

**REVENUE FROM CONTRACTS WITH CUSTOMERS**

Revenue from contracts with customers is recognised when the local government satisfies its performance obligations under the contract.

**FEES AND CHARGES**

Revenues (other than service charges) from the use of facilities and charges made for local government services, sewerage rates, rentals, hire charges, fee for service, photocopying charges, licences, sale of goods or information, fines, penalties and administration fees. Local governments may wish to disclose more detail such as rubbish collection fees, rental of property, fines and penalties, other fees and charges.

**SERVICE CHARGES**

Service charges imposed under *Division 6 of Part 6 of the Local Government Act 1995*. *Regulation 54 of the Local Government (Financial Management) Regulations 1996* identifies these as television and radio broadcasting, underground electricity and neighbourhood surveillance services. Exclude rubbish removal charges. Interest and other items of a similar nature received from bank and investment accounts, interest on rate instalments, interest on rate arrears and interest on debtors.

**INTEREST EARNINGS**

Interest and other items of a similar nature received from bank and investment accounts, interest on rate instalments, interest on rate arrears and interest on debtors.

**OTHER REVENUE / INCOME**

Other revenue, which can not be classified under the above headings, includes dividends, discounts, rebates etc.

**PROFIT ON ASSET DISPOSAL**

Excess of assets received over the net book value for assets on their disposal.

**EXPENSES****EMPLOYEE COSTS**

All costs associate with the employment of person such as salaries, wages, allowances, benefits such as vehicle and housing, superannuation, employment expenses, removal expenses, relocation expenses, worker's compensation insurance, training costs, conferences, safety expenses, medical examinations, fringe benefit tax, etc.

**MATERIALS AND CONTRACTS**

All expenditures on materials, supplies and contracts not classified under other headings. These include supply of goods and materials, legal expenses, consultancy, maintenance agreements, communication expenses, advertising expenses, membership, periodicals, publications, hire expenses, rental, leases, postage and freight etc. Local governments may wish to disclose more detail such as contract services, consultancy, information technology, rental or lease expenditures.

**UTILITIES (GAS, ELECTRICITY, WATER, ETC.)**

Expenditures made to the respective agencies for the provision of power, gas or water. Exclude expenditures incurred for the reinstatement of roadwork on behalf of these agencies.

**INSURANCE**

All insurance other than worker's compensation and health benefit insurance included as a cost of employment.

**LOSS ON ASSET DISPOSAL**

Shortfall between the value of assets received over the net book value for assets on their disposal.

**DEPRECIATION ON NON-CURRENT ASSETS**

Depreciation expense raised on all classes of assets.

**INTEREST EXPENSES**

Interest and other costs of finance paid, including costs of finance for loan debentures, overdraft accommodation and refinancing expenses.

**OTHER EXPENDITURE**

Statutory fees, taxes, allowance for impairment of assets, member's fees or State taxes. Donations and subsidies made to community groups.

**STATEMENT OF FINANCIAL ACTIVITY  
FOR THE PERIOD ENDED 31 AUGUST 2024**

**STATUTORY REPORTING BY BUSINESS UNIT**

	Ref Note	Amended Budget	YTD Budget (a)	YTD Actual (b)	Var. \$ (b)-(a)	Var. % (b)-(a)/(a)	Var.
		\$	\$	\$	\$	%	
<b>Opening funding surplus / (deficit)</b>	1(c)	6,910,453	6,910,453	20,000,233	13,089,780	189.42%	▲
<b>Revenue from operating activities</b>							
Office of the CEO		0	0	78	78	0.00%	
Legal and Compliance		1,653	276	507	231	83.70%	
Finance		154,006,045	135,172,192	135,455,396	283,204	0.21%	
Library & Cultural Services		220,982	29,094	28,574	(520)	(1.79%)	
Recreation Infrastructure & Services		15,241,956	2,579,236	2,893,419	314,183	12.18%	▲
Community Development & Services		7,940,750	1,325,407	912,753	(412,654)	(31.13%)	▼
Community Safety & Ranger Services		1,717,300	286,216	224,804	(61,412)	(21.46%)	
Development and Compliance		3,358,618	1,118,088	1,226,350	108,262	9.68%	
Planning		230,521	38,420	25,778	(12,642)	(32.90%)	
Sustainability & Environment		612,000	98,748	65	(98,683)	(99.93%)	
Operations & Maintenance		15,429,676	5,248,569	5,171,080	(77,489)	(1.48%)	
Projects		612,215	(86,221)	23,555	109,776	(127.32%)	
Property & Assets		4,384,819	927,773	762,094	(165,679)	(17.86%)	
Advocacy and Engagement		0	0	668,618	668,618	0.00%	
People Culture and Safety		107,000	17,833	28,600	10,767	60.38%	
		<b>203,863,535</b>	<b>146,755,631</b>	<b>147,421,671</b>	<b>666,040</b>		
<b>Expenditure from operating activities</b>							
Executive Support		(3,083,673)	(379,813)	(242,296)	137,517	36.21%	
Civic Services		(921,713)	(108,861)	(83,304)	25,557	23.48%	
Corporate Strategy		(2,150,603)	(275,364)	(234,841)	40,523	14.72%	
Governance, Risk & Compliance		(6,445,136)	(1,752,333)	(2,037,075)	(284,742)	(16.25%)	
Finance		(10,361,695)	(1,275,152)	(2,673,834)	(1,398,682)	(109.69%)	▼
Information & Technology		(1,061,672)	(161,588)	(154,016)	7,572	4.69%	
Procurement		(8,452,483)	(1,206,851)	(1,083,151)	123,700	10.25%	
Library & Cultural Services		(18,860,785)	(2,833,430)	(2,745,581)	87,849	3.10%	
Recreation Infrastructure & Services		(13,281,232)	(1,862,710)	(1,881,484)	(18,774)	(1.01%)	
Community Development & Services		(7,091,467)	(1,074,903)	(957,964)	116,939	10.88%	
Community Safety & Ranger Services		(7,344,895)	(1,105,171)	(1,072,588)	32,583	2.95%	
Development Assessment & Compliance		(4,559,286)	(554,640)	(486,749)	67,891	12.24%	
Planning		(5,112,342)	(559,502)	(464,638)	94,864	16.96%	
Sustainability & Environment		(96,452,901)	(14,932,455)	(14,227,964)	704,491	4.72%	▲
Operations & Maintenance		(1,300,936)	(170,915)	(160,202)	10,713	6.27%	
Projects		(13,489,828)	(1,618,944)	(1,806,177)	(187,233)	(11.57%)	
Property & Assets		(1,324,504)	(283,916)	(292,214)	(8,298)	(2.92%)	
Stakeholder Management		(2,143,302)	(282,702)	(332,038)	(49,336)	(17.45%)	
Communications & Marketing		(1,514,078)	(223,877)	(216,855)	7,022	3.14%	
Customer Experience		(1,104,622)	(137,459)	(142,874)	(5,415)	(3.94%)	
Business & Economic Development		(5,313,656)	(799,772)	(590,589)	209,183	26.16%	
Internal Recharging		2,398,307	(32,196)	365,839	398,035	1236.29%	▲
		<b>(208,972,502)</b>	<b>(31,632,554)</b>	<b>(31,520,595)</b>	<b>111,959</b>		
Non-cash amounts excluded from operating activities	1(a)	45,578,112	7,548,773	7,738,845	190,072	2.52%	
<b>Amount attributable to operating activities</b>		<b>40,469,145</b>	<b>122,671,850</b>	<b>123,639,921</b>	<b>968,071</b>		
<b>Investing Activities</b>							
Proceeds from non-operating grants, subsidies and contributions		14,003,995	578,220	45,779	(532,441)	(92.08%)	▼
Proceeds from disposal of assets	3	2,089,799	159,993	694,027	534,034	333.79%	▲
Payments for property, plant and equipment and infrastructure	4	(84,043,843)	(7,636,554)	(4,550,852)	3,085,702	40.41%	▲
<b>Amount attributable to investing activities</b>		<b>(67,950,049)</b>	<b>(6,898,341)</b>	<b>(3,811,046)</b>	<b>3,087,295</b>		
<b>Financing Activities</b>							
Transfer from reserves	6	73,984,650	4,291,673	2,149,936	(2,141,737)	(49.90%)	▼
Repayment of debentures	5	(2,500,000)	0	0	0	0.00%	
Transfer to reserves	6	(50,700,006)	(5,910,453)	(1,951,401)	3,959,052	66.98%	▲
<b>Amount attributable to financing activities</b>		<b>20,784,644</b>	<b>(1,618,780)</b>	<b>153,502</b>	<b>1,772,282</b>		
<b>Closing funding surplus / (deficit)</b>	1(c)	<b>214,192</b>	<b>121,065,184</b>	<b>139,982,612</b>	<b>18,917,427</b>		

**KEY INFORMATION**

▲ ▼ Indicates a variance between Year to Date (YTD) Actual and YTD Actual data as per the adopted materiality threshold. Refer to threshold. Refer to Note 9 for an explanation of the reasons for the variance.

The material variance adopted by Council for the 2024-25 year is \$300,000 or 0.00% whichever is the greater.

This statement is to be read in conjunction with the accompanying Financial Statements and notes.

**MONTHLY FINANCIAL REPORT  
FOR THE PERIOD ENDED 31 AUGUST 2024**

**STATEMENT OF FINANCIAL POSITION**

	Year to Date 31 August 2024	Last Year Closing 30 June 2023
	\$	\$
<b>Current Assets</b>		
Cash and cash equivalents	16,984,791	12,990,274
Financial assets	145,000,000	157,000,000
Trade and other receivables	105,431,657	21,370,471
Inventories	96,695	34,392
<b>Total Current Assets</b>	<b>267,513,143</b>	<b>191,395,137</b>
<b>Non-Current Assets</b>		
Trade and other receivables	1,364,378	1,422,960
Other financial assets	134,424,105	77,951,928
Property, plant and equipment	410,608,210	409,558,060
Infrastructure	1,238,968,086	1,243,051,434
<b>Total Non-Current Assets</b>	<b>1,785,364,779</b>	<b>1,731,984,382</b>
<b>Total Assets</b>	<b>2,052,877,922</b>	<b>1,923,379,519</b>
<b>Current Liabilities</b>		
Trade and other payables	30,276,812	18,011,567
Other liabilities	3,703,604	3,593,281
Lease liabilities	-43,858	1,175
Borrowings	2,500,000	2,500,000
Employee related provisions	10,214,208	9,886,824
<b>Total Current Liabilities</b>	<b>46,650,766</b>	<b>33,992,847</b>
<b>Non-Current Liabilities</b>		
Other liabilities	15,284,020	14,579,630
Borrowings	2,500,000	2,500,000
Employee related provisions	2,005,836	1,816,599
Other provisions	37,323,936	37,323,936
<b>Total Non-Current Liabilities</b>	<b>57,113,792</b>	<b>56,220,165</b>
<b>Total Liabilities</b>	<b>103,764,558</b>	<b>90,213,012</b>
<b>Net Assets</b>	<b>1,949,113,361</b>	<b>1,833,166,507</b>
<b>Equity</b>		
Retained surplus	750,421,996	634,276,605
Reserve accounts	215,298,010	215,496,545
Revaluation surplus	983,393,354	983,393,355
<b>Total Equity</b>	<b>1,949,113,361</b>	<b>1,833,166,507</b>

This statement is to be read in conjunction with the accompanying notes.

MONTHLY FINANCIAL REPORT  
FOR THE PERIOD ENDED 31 AUGUST 2024

BASIS OF PREPARATION

BASIS OF PREPARATION

REPORT PURPOSE

This report is prepared to meet the requirements of *Local Government (Financial Management) Regulations 1996 , Regulation 34* . Note: The statements and accompanying notes are prepared based on all transactions recorded at the time of preparation and may vary due to transactions being processed for the reporting period after the date of preparation.

BASIS OF ACCOUNTING

This statement comprises a special purpose financial report which has been prepared in accordance with Australian Accounting Standards (as they apply to local governments and not-for-profit entities) and Interpretations of the Australian Accounting Standards Board, and the *Local Government Act 1995* and accompanying regulations.

The *Local Government (Financial Management) Regulations 1996* take precedence over Australian Accounting Standards. Regulation 16 prohibits a local government from recognising as assets Crown land that is a public thoroughfare, such as land under roads, and land not owned by but under the control or management of the local government, unless it is a golf course, showground, racecourse or recreational facility of State or regional significance. Consequently, some assets, including land under roads acquired on or after 1 July 2008, have not been recognised in this financial report. This is not in accordance with the requirements of *AASB 1051 Land Under Roads paragraph 15* and *AASB 116 Property, Plant and Equipment paragraph 7*.

Accounting policies which have been adopted in the preparation of this financial report have been consistently applied unless stated otherwise. Except for cash flow and rate setting information, the report has been prepared on the accrual basis and is based on historical costs, modified, where applicable, by the measurement at fair value of selected non-current assets, financial assets and liabilities.

PREPARATION TIMING AND REVIEW

Date prepared: All known transactions up to 31 August 2024

SIGNIFICANT ACCOUNTING POLICES

CRITICAL ACCOUNTING ESTIMATES

The preparation of a financial report in conformity with Australian Accounting Standards requires management to make judgements, estimates and assumptions that effect the application of policies and reported amounts of assets and liabilities, income and expenses. The estimates and associated assumptions are based on historical experience and various other factors that are believed to be reasonable under the circumstances; the results of which form the basis of making the judgements about carrying values of assets and liabilities that are not readily apparent from other sources. Actual results may differ from these estimates.

THE LOCAL GOVERNMENT REPORTING ENTITY

All funds through which the City controls resources to carry on its functions have been included in the financial statements forming part of this financial report. In the process of reporting on the local government as a single unit, all transactions and balances between those funds (for example, loans and transfers between funds) have been eliminated. All monies held in the Trust Fund are excluded from the financial statements. A separate statement of those monies

GOODS AND SERVICES TAX

Revenues, expenses and assets are recognised net of the amount of GST, except where the amount of GST incurred is not recoverable from the Australian Taxation Office (ATO). Receivables and payables are stated inclusive of GST receivable or payable. The net amount of GST recoverable from, or payable to, the ATO is included with receivables or payables in the statement of financial position. Cash flows are presented on a gross basis. The GST components of cash flows arising from investing or financing activities which are recoverable from, or payable to, the ATO are presented as operating cash flows.

ROUNDING OFF FIGURES

All figures shown in this statement are rounded to the nearest dollar.



**NOTES TO THE STATEMENT OF FINANCIAL ACTIVITY  
FOR THE PERIOD ENDED 31 AUGUST 2024**

**NOTE 1  
STATEMENT OF FINANCIAL ACTIVITY INFORMATION**

**(a) Non-cash items excluded from operating activities**

The following non-cash revenue and expenditure has been excluded from operating activities within the Statement of Financial Activity in accordance with Financial Management Regulation 32.

	Notes	Amended Budget	YTD Budget (a)	YTD Actual (b)
<b>Non-cash and non-current items excluded from operating activities</b>				
		\$	\$	\$
<b>Adjustments to operating activities</b>				
Less: (Profit)/loss on asset disposals	3	(612,515)	0	(694,027)
Less: Movement in liabilities associated with restricted cash				601,004
Add: Movement in other liabilities (non-current)		0	0	58,582
Movement in employee benefit provisions (non-current)		0	0	189,237
Add: Depreciation on assets		46,190,627	7,548,773	7,584,049
<b>Total non-cash items excluded from operating activities</b>		<b>45,578,112</b>	<b>7,548,773</b>	<b>7,738,845</b>

**(b) Adjustments to net current assets in the Statement of Financial Activity**

The following current assets and liabilities have been excluded from the net current assets used in the Statement of Financial Activity in accordance with *Financial Management Regulation 32* to agree to the surplus/(deficit) after imposition of general rates.

		Last Year Closing 30 June 2024	This Time Last Year 31 August 2023	Year to Date 31 August 2024
<b>Adjustments to net current assets</b>				
Less: Reserves - restricted cash	6	(215,496,545)	(200,079,045)	(215,298,010)
Less: Bonds & deposits		(4,687,592)	(3,764,937)	(4,578,281)
Add: Borrowings	5	2,500,000	2,500,000	2,500,000
Add: Lease liabilities		1,175	934	(43,858)
Add: Financial assets at amortised cost - non-current	2	77,785,586	37,332,654	134,257,763
<b>Total adjustments to net current assets</b>		<b>(139,897,376)</b>	<b>(164,010,394)</b>	<b>(83,162,386)</b>
Cash and cash equivalents	2	12,990,274	14,440,453	16,984,791
Financial assets at amortised cost	2	157,000,000	217,000,000	145,000,000
Rates receivables		2,136,208	85,074,487	84,037,206
Receivables		15,794,445	18,332,423	18,122,806
Other current assets		3,474,210	3,601,752	3,368,340
<b>Less: Current liabilities</b>				
Payables		(15,516,243)	(27,486,083)	(27,994,185)
Borrowings	5	(2,500,000)	(2,500,000)	(2,500,000)
Contract liabilities	7	(3,593,281)	(1,574,435)	(3,703,604)
Lease liabilities		(1,175)	(934)	43,858
Provisions	7	(9,886,824)	(9,291,498)	(10,214,208)
<b>Less: Total adjustments to net current assets</b>	1(b)	<b>(139,897,376)</b>	<b>(164,010,394)</b>	<b>(83,162,386)</b>
<b>Closing funding surplus / (deficit)</b>		<b>20,000,233</b>	<b>133,585,766</b>	<b>139,982,612</b>

**CURRENT AND NON-CURRENT CLASSIFICATION**

In the determination of whether an asset or liability is current or non-current, consideration is given to the time when each asset or liability is expected to be settled. Unless otherwise stated assets or liabilities are classified as current if expected to be settled within the next 12 months, being the Council's operational cycle.

NOTES TO THE STATEMENT OF FINANCIAL ACTIVITY  
FOR THE PERIOD ENDED 31 AUGUST 2024

OPERATING ACTIVITIES  
NOTE 2  
CASH AND FINANCIAL ASSETS

Description	Classification	Unrestricted	Restricted	Total Cash	Institution
		\$	\$	\$	
<b>Cash on hand</b>					
Cash at bank	Cash and cash equivalents	6,952,733	0	6,952,733	NATIONAL AUSTRALIA BANK
Cash on hand	Cash and cash equivalents	32,057	0	32,057	
Term deposits - current	Cash and cash equivalents	10,000,000	0	10,000,000	NATIONAL AUSTRALIA BANK
Term deposits - current	Financial assets at amortised cost	0	18,500,000	18,500,000	BANK OF QUEENSLAND
Term deposits - current	Financial assets at amortised cost	0	2,000,000	2,000,000	COMMONWEALTH BANK
Term deposits - current	Financial assets at amortised cost	0	14,000,000	14,000,000	ING BANK
Term deposits - current	Financial assets at amortised cost	0	1,500,000	1,500,000	AUSWIDE BANK
Term deposits - current	Financial assets at amortised cost	0	3,000,000	3,000,000	WESTPAC
Term deposits - current	Financial assets at amortised cost	42,500,000	0	42,500,000	NATIONAL AUSTRALIA BANK
Term deposits - current	Financial assets at amortised cost	20,710,007	3,289,993	24,000,000	SUNCORP
Term deposits - current	Financial assets at amortised cost	0	7,000,000	7,000,000	CREDIT UNION AUSTRALIA
Term deposits - current	Financial assets at amortised cost	0	14,000,000	14,000,000	JUDO BANK
Term deposits - current	Financial assets at amortised cost	0	8,500,000	8,500,000	AMP
Term deposits - current	Financial assets at amortised cost	0	10,000,000	10,000,000	DEFENCE BANK
Other investment - non current	Financial assets at amortised cost	0	757,763	757,763	BARCLAYS BANK
Other investment - non current	Financial assets at amortised cost	0	5,500,000	5,500,000	BANK OF QUEENSLAND
Other investment - non current	Financial assets at amortised cost	0	8,000,000	8,000,000	JUDO BANK
Other investment - non current	Financial assets at amortised cost	0	7,500,000	7,500,000	NATIONAL AUSTRALIA BANK
Other investment - non current	Financial assets at amortised cost	0	6,000,000	6,000,000	CREDIT UNION AUSTRALIA
Other investment - non current	Financial assets at amortised cost	0	1,500,000	1,500,000	AMP
Other investment - non current	Financial assets at amortised cost	0	56,500,000	56,500,000	RABOBANK
Other investment - non current	Financial assets at amortised cost	0	3,000,000	3,000,000	AMB
Other investment - non current	Financial assets at amortised cost	0	45,500,000	45,500,000	ING BANK
<b>Total</b>		<b>80,194,797</b>	<b>216,047,756</b>	<b>296,242,554</b>	
<b>Comprising</b>		<b>Unrestricted</b>	<b>Restricted</b>	<b>Total Cash</b>	
		\$	\$	\$	
Cash and cash equivalents		16,984,791	0	16,984,791	
Financial assets at amortised cost		63,210,007	216,047,756	279,257,763	
		<b>80,194,797</b>	<b>216,047,756</b>	<b>296,242,554</b>	

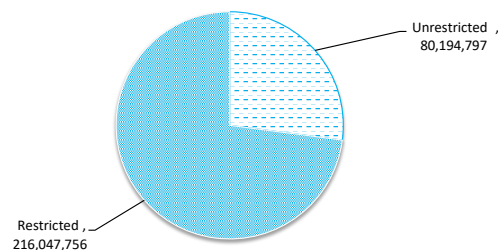
**KEY INFORMATION**

Cash and cash equivalents include cash on hand, cash at bank, deposits available on demand with banks and other short term highly liquid investments highly liquid investments with original maturities of three months or less that are readily convertible to known amounts of cash and which are subject to an insignificant risk of changes in value and bank overdrafts. Bank overdrafts are reported as short term borrowings in current liabilities in the statement of net current assets.

The local government classifies financial assets at amortised cost if both of the following criteria are met:

- the asset is held within a business model whose objective is to collect the contractual cashflows, and
- the contractual terms give rise to cash flows that are solely payments of principal and interest.

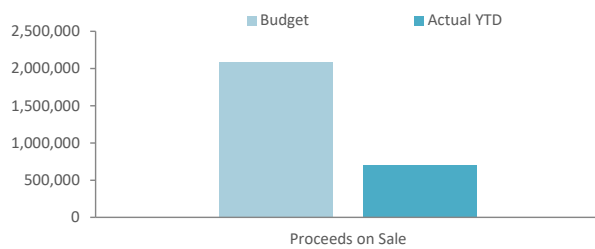
Financial assets at amortised cost held with registered financial institutions are listed in this note other financial assets at amortised cost are provided in Note 4 - Other assets.



**NOTES TO THE STATEMENT OF FINANCIAL ACTIVITY  
FOR THE PERIOD ENDED 31 AUGUST 2024**

**OPERATING ACTIVITIES  
NOTE 3  
DISPOSAL OF ASSETS**

Asset Ref.	Asset description	Budget				YTD Actual			
		Net Book Value	Proceeds	Profit	(Loss)	Net Book Value	Proceeds	Profit	(Loss)
		\$	\$	\$	\$	\$	\$	\$	\$
	<b>Plant and Machinery</b>								
		1,477,284	2,089,799	612,515	0	0	25,409	25,409	0
	<b>Freehold Land</b>								
	Lot 100 32 Plantagenet	0	0	0	0	0	668,618	668,618	0
		<b>1,477,284</b>	<b>2,089,799</b>	<b>612,515</b>	<b>0</b>	<b>0</b>	<b>694,027</b>	<b>694,027</b>	<b>0</b>



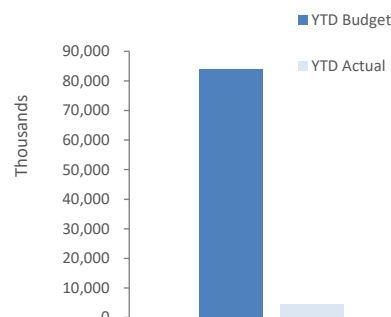
**NOTES TO THE STATEMENT OF FINANCIAL ACTIVITY  
FOR THE PERIOD ENDED 31 AUGUST 2024**

**INVESTING ACTIVITIES  
NOTE 4  
CAPITAL ACQUISITIONS**

Capital acquisitions	Amended		YTD Actual	YTD Actual Variance
	Budget	YTD Budget		
	\$	\$	\$	\$
Buildings	26,762,418	2,425,105	1,648,792	(776,313)
Furniture and equipment	962,400	140,000	0	(140,000)
Plant and equipment	12,646,878	1,087,822	912,504	(175,318)
Information technology	1,504,837	477,697	129,035	(348,662)
Infrastructure - roads	15,287,120	821,850	293,695	(528,155)
Infrastructure - drainage	7,691,013	826,686	583,680	(243,006)
Infrastructure - footpath	2,156,101	107,736	41,269	(66,467)
Infrastructure - parks hard	8,176,865	1,263,296	563,578	(699,718)
Infrastructure - parks landscaping	94,303	50,000	34,221	(15,779)
Infrastructure - landfill site	7,293,931	421,362	284,890	(136,473)
Infrastructure - marina	25,385	15,000	21,285	6,285
Infrastructure - coastal	1,442,592	0	37,905	37,905
<b>Payments for Capital Acquisitions</b>	<b>84,043,843</b>	<b>7,636,554</b>	<b>4,550,852</b>	<b>(3,085,702)</b>
<b>Total Capital Acquisitions</b>	<b>84,043,843</b>	<b>7,636,554</b>	<b>4,550,852</b>	<b>(3,085,702)</b>
<b>Capital Acquisitions Funded By:</b>				
	\$	\$	\$	\$
Capital grants and contributions	(14,003,995)	(578,220)	(45,779)	532,441
Other (disposals & C/Fwd)	(2,089,799)	(159,993)	(694,027)	(534,034)
Cash backed reserves				
Plant & Vehicle Replacement	(9,602,341)	(768,220)	0	768,220
Information Technology	(450,000)	0	0	0
Major Building Refurbishment	(2,710,200)	0	(38,199)	(38,199)
Waste & Recycling	(5,406,701)	(309,852)	(18,810)	291,042
Land Development and Investment Fund	(55,732)	(23,000)	0	23,000
Roads & Drainage Infrastructure	(13,218,061)	(677,683)	(106,922)	570,761
Community Infrastructure	(19,598,587)	(654,993)	(1,319,070)	(664,077)
Greenhouse Action Fund	(257,500)	0	0	0
Port Coogee Special Maintenance - SAR	(141,223)	0	0	0
Community Surveillance	(528,851)	(210,217)	0	210,217
Waste Collection	(1,887,230)	0	0	0
Cockburn ARC Building Maintenance	(1,431,215)	0	0	0
Carry Forward Projects	(6,922,210)	(1,382,110)	(17,160)	1,364,950
Port Coogee Marina Assets Replacement	(40,000)	0	0	0
Port Coogee Waterways - WEMP	(344,600)	0	0	0
Contribution - operations	(5,355,598)	(2,872,265)	(2,310,884)	561,381
<b>Capital funding total</b>	<b>(84,043,843)</b>	<b>(7,636,554)</b>	<b>(4,550,852)</b>	<b>3,085,702</b>

**SIGNIFICANT ACCOUNTING POLICIES**

All assets are initially recognised at cost. Cost is determined as the fair value of the assets given as consideration plus costs incidental to the acquisition. For assets acquired at no cost or for nominal consideration, cost is determined as fair value at the date of acquisition. The cost of non-current assets constructed by the local government includes the cost of all materials used in the construction, direct labour on the project and an appropriate proportion of variable and fixed overhead. Certain asset classes may be revalued on a regular basis such that the carrying values are not materially different from fair value. Assets carried at fair value are to be revalued with sufficient regularity to ensure the carrying amount does not differ materially from that determined using fair value at reporting date.



NOTES TO THE STATEMENT OF FINANCIAL ACTIVITY  
FOR THE PERIOD ENDED 31 AUGUST 2024

FINANCING ACTIVITIES  
NOTE 5  
BORROWINGS

Repayments - borrowings

Information on borrowings		New Loans			Principal Repayments		Principal Outstanding		Interest Repayments	
Particulars	Loan No.	1 July 2024	Actual	Budget	Actual	Budget	Actual	Budget	Actual	Budget
		\$	\$	\$	\$	\$	\$	\$	\$	\$
<b>Recreation and culture</b>										
To assist fund the Cockburn Central West development	8	5,000,000	0	0	0	2,500,000	5,000,000	2,500,000	21,719	350,000
<b>C/Fwd Balance</b>		5,000,000	0	0	0	2,500,000	5,000,000	2,500,000	21,719	350,000
<b>Total</b>		5,000,000	0	0	0	2,500,000	5,000,000	2,500,000	21,719	350,000
Current borrowings		2,500,000					2,500,000			
Non-current borrowings		2,500,000					2,500,000			
		5,000,000					5,000,000			

All debenture repayments were financed by general purpose revenue.

KEY INFORMATION

All loans and borrowings are initially recognised at the fair value of the consideration received less directly attributable transaction costs. After initial recognition, interest-bearing loans and borrowings are subsequently measured at amortised cost using the effective interest method. Fees paid on the establishment of loan facilities that are yield related are included as part of the carrying amount of the loans and borrowings.



**NOTES TO THE STATEMENT OF FINANCIAL ACTIVITY  
FOR THE PERIOD ENDED 31 AUGUST 2024**

**OPERATING ACTIVITIES**

**NOTE 6**

**CASH RESERVES**

Reserve name	Opening Balance	Budget Interest Earned	Actual Interest Earned	Budget Transfers In (+)	Actual Transfers In (+)	Budget Transfers Out (-)	Actual Transfers Out (-)	Budget Closing Balance	Actual YTD Closing Balance
	\$	\$	\$	\$	\$	\$	\$	\$	\$
<b>General Revenue</b>									
Building Infrastructure	81,909,811	0	0	12,719,811	209,279	(23,841,244)	(1,357,269)	70,788,378	80,761,821
Climate Change Mitigation	1,308,938	0	0	500,000	0	(257,500)	0	1,551,438	1,308,938
Commercial Landfill	30,626,038	0	0	4,227,332	0	(5,506,701)	(18,810)	29,346,669	30,607,228
Land Management	2,496,160	0	0	384,000	0	(63,451)	0	2,816,709	2,496,160
Naval Base Shacks	1,441,186	0	0	200,000	0	(150,000)	0	1,491,186	1,441,186
Open Space Infrastructure	2,957,823	0	7,968	7,300,000	325,000	(6,909,714)	(139,471)	3,348,109	3,151,320
Plant & Equipment	11,903,412	0	0	3,000,500	0	(9,602,341)	0	5,301,571	11,903,412
Port Coogee Marina	2,441,833	0	0	505,989	0	(40,000)	0	2,907,822	2,441,833
Risk	2,148,515	0	0	0	0	0	0	2,148,515	2,148,515
Roads Infrastructure	17,551,013	0	0	12,500,000	0	(15,367,568)	(106,922)	14,683,445	17,444,090
Technology	4,996,707	0	0	500,000	0	(1,193,851)	(45)	4,302,856	4,996,662
Waste Management	10,219,333	0	0	2,000,000	0	(1,987,230)	0	10,232,103	10,219,333
Project Contingency	14,041,447	0	0	5,910,453	0	(8,211,113)	(17,160)	11,740,787	14,024,287
<b>Total Reserve - General Revenue</b>	<b>184,042,217</b>	<b>0</b>	<b>7,968</b>	<b>49,748,085</b>	<b>534,279</b>	<b>(73,130,713)</b>	<b>(1,639,678)</b>	<b>160,659,589</b>	<b>182,944,786</b>
<b>Restricted Revenue</b>									
Port Coogee Special Maintenance SAR	2,259,408	0	15,476	440,750	448,481	(404,298)	(16,634)	2,295,860	2,706,730
Port Coogee Waterways SAR	436,484	0	3,424	113,263	118,819	0	0	549,747	558,727
Port Coogee Waterways WEMP	1,015,087	0	6,697	0	0	(344,600)	0	670,487	1,021,784
Cockburn Coast SAR	183,240	0	1,339	62,012	61,182	(24,066)	(825)	221,186	244,936
Developer Contribution Plans	12,387,362	0	123,839	0	591,692	0	(114,527)	12,387,362	12,988,366
POS Cash in Lieu	5,649,812	0	33,721	0	0	0	0	5,649,812	5,683,533
Restricted Funding	9,522,937	0	12,291	335,896	(7,807)	(80,973)	(378,272)	9,777,859	9,149,148
<b>Total Reserve - Restricted Revenue</b>	<b>31,454,328</b>	<b>0</b>	<b>196,787</b>	<b>951,921</b>	<b>1,212,367</b>	<b>(853,937)</b>	<b>(510,258)</b>	<b>31,552,312</b>	<b>32,353,225</b>
<b>Total Cash Reserve</b>	<b>215,496,545</b>	<b>0</b>	<b>204,755</b>	<b>50,700,006</b>	<b>1,746,646</b>	<b>(73,984,650)</b>	<b>(2,149,936)</b>	<b>192,211,901</b>	<b>215,298,010</b>

NOTES TO THE STATEMENT OF FINANCIAL ACTIVITY  
FOR THE PERIOD ENDED 31 AUGUST 2024

OPERATING ACTIVITIES  
NOTE 7  
OTHER CURRENT LIABILITIES

Other current liabilities	Note	Opening Balance 1 July 2024	Liability Increase	Liability Reduction	Closing Balance 31 August 2024
		\$	\$	\$	\$
<b>Contract liabilities</b>					
Unspent grants, contributions and reimbursements - non-operating		3,593,281	110,323	0	3,703,604
<b>Total unspent grants, contributions and reimbursements</b>		3,593,281	110,323	0	3,703,604
<b>Provisions</b>					
Annual leave		4,783,341	10,354,763	(10,027,380)	5,110,725
Long service leave		5,103,483	0	0	5,103,483
<b>Total Provisions</b>		9,886,824	10,354,763	(10,027,380)	10,214,208
<b>Total other current liabilities</b>		<b>13,480,105</b>	<b>10,465,086</b>	<b>(10,027,380)</b>	<b>13,917,812</b>

Amounts shown above include GST (where applicable)

KEY INFORMATION

Provisions

Provisions are recognised when the City has a present legal or constructive obligation, as a result of past events, for which it is probable that an outflow of economic benefits will result and that outflow can be reliably measured.

Provisions are measured using the best estimate of the amounts required to settle the obligation at the end of the reporting period.

Employee benefits

Short-term employee benefits

Provision is made for the City's obligations for short-term employee benefits. Short-term employee benefits are benefits (other than termination benefits) that are expected to be settled wholly before 12 months after the end of the annual reporting period in which the employees render the related service, including wages, salaries and sick leave. Short-term employee benefits are measured at the (undiscounted) amounts expected to be paid when the obligation is settled.

The City's obligations for short-term employee benefits such as wages, salaries and sick leave are recognised as a part of current trade and other payables in the calculation of net current assets.

Other long-term employee benefits

The City's obligations for employees' annual leave and long service leave entitlements are recognised as provisions in the statement of financial position.

Long-term employee benefits are measured at the present value of the expected future payments to be made to employees. Expected future payments incorporate anticipated future wage and salary levels, durations of service and employee departures and are discounted at rates determined by reference to market yields at the end of the reporting period on government bonds that have maturity dates that approximate the terms of the obligations. Any remeasurements for changes in assumptions of obligations for other long-term employee benefits are recognised in profit or loss in the periods in which the changes occur. The City's obligations for long-term employee benefits are presented as non-current provisions in its statement of financial position, except where the City does not have an unconditional right to defer settlement for at least 12 months after the end of the reporting period, in which case the obligations are presented as current provisions.

Contract liabilities

An entity's obligation to transfer goods or services to a customer for which the entity has received consideration (or the amount is due) from the customer. Grants to acquire or construct recognisable non-financial assets to identified specifications be constructed to be controlled by the City are recognised as a liability until such time as the City satisfies its obligations under the agreement.

NOTES TO THE STATEMENT OF FINANCIAL ACTIVITY  
FOR THE PERIOD ENDED 31 AUGUST 2024

NOTE 8  
BUDGET AMENDMENTS

Amendments to original budget since budget adoption. Surplus/(Deficit)

Project/ Activity	Description	Council Resolution	Classification	Non Cash Adjustment	Increase in Available Cash	Decrease in Available Cash	Amended Budget Running Balance
				\$	\$	\$	\$
	Budget adoption						300,000
Various	Expenditure Review Committee July 2024		Operating Expenses			(27,308)	272,692
OP4717	OMEO Amenities increase budget	OCM 9/7/24	Operating Expenses			(58,500)	214,192
				0	0	(85,808)	



**NOTES TO THE STATEMENT OF FINANCIAL ACTIVITY  
FOR THE PERIOD ENDED 31 AUGUST 2024**

**NOTE 9  
EXPLANATION OF MATERIAL VARIANCES**

The material variance thresholds are adopted annually by Council as an indicator of whether the actual expenditure or revenue varies from the year to date Actual materially.

The material variance adopted by Council for the 2024-25 year is \$300,000 or 0.00% whichever is the greater.

Reporting Program	Var. \$	Var. %	Timing/ Permanent	Explanation of Variance
<b>Revenue from operating activities</b>				
Recreation Infrastructure & Services	314,183	12.18%	▲ Timing	Revenue brought forward
Community Development & Services	(412,654)	(31.13%)	▼ Timing	Revenue delayed
<b>Expenditure from operating activities</b>				
Finance	(1,398,682)	(109.69%)	▼ Timing	Expenditure brought forward
<b>Investing activities</b>				
Proceeds from non-operating grants, subsidies and contributions	(532,441)	(92.08%)	▼ Timing	Grant delayed
Proceeds from disposal of assets	534,034	333.79%	▲ Timing	Processing delay due to FY24 audit
Payments for property, plant and equipment and infrastructure	3,085,702	40.41%	▲ Timing	Expenditure delayed
<b>Financing activities</b>				
Transfer from reserves	(2,141,737)	(49.90%)	▼ Timing	Expenditure delayed
Transfer to reserves	3,959,052	66.98%	▲ Timing	Expenditure brought forward

## 14.3 Infrastructure Services

### 14.3.1 (2024/MINUTE NO 0219) RFP05-2024 Processing Services for Recyclable Materials

**Executive** A/Director Infrastructure Services  
**Author** Waste Services Manager  
**Attachments** 1. Evaluation Summary (**Confidential**)

#### Officer Recommendation/Council Decision

MOVED Cr C Reeve-Fowkes SECONDED Cr M Separovich  
That Council:

- (1) ACCEPTS the tender submitted by Veolia Recycling & Recovery (Perth) Pty Ltd for RFP05-2024 Processing Services for Recyclable Materials for an estimated contract value of \$4,820,200 Ex GST, for a period of seven (7) years from the date of award; with mutually acceptable options for a further three (3) years to a maximum of ten (10) years. The contract value was estimated in accordance with the submitted Price Schedules and estimated volumes. A procurement cost model was used to determine an equivalent method to compare the impact of the different locations of the Material Recovery Facilities;
- (2) ADJUSTS the current and future Budget according to the Gate rate escalation method and the operational nature of the contract; and
- (3) AUTHORISES the Chief Executive Officer to execute and finalise the contract with Veolia Recycling and Recovery (Perth) Pty Ltd.

**CARRIED 10/0**

#### Background

The City of Cockburn provides a weekly 240 litre MGB Recycling Collection Service for residential and commercial properties throughout its local government district.

This material has been processed at the Veolia Recycling and Recovery Pty Ltd locate on Howson Way Bibra Lake since 2017.

The City collects approximately 11,000 tonnes of recyclable materials annually and the tender was let seeking the services of a suitable contractor to receive and process the co-mingled material to recover the recyclable materials.

Weekly tonnages of recyclable materials will vary dependant on presentation rates and seasonal fluctuations.

Recyclable Materials will be delivered to the designated Materials Recovery Facility.

The Tender was advertised on Saturday 20 July 2024 in the Local Government Tenders section of The West Australian newspaper, and it was also displayed on the City's e-Tendering website.



## Submission

Tenders closed on Tuesday 13 August 2024 and three (3) tender submissions were received from:

	Tenderer's Name	Entity Name
1	Cleanaway	Cleanaway Operations Pty Ltd
2	Resource Recovery Group	Resource Recovery Group
3	Veolia	Veolia Recycling & Recovery (Perth) Pty Ltd

## Report

### Compliance Criteria

The following criteria were used to determine whether the submissions received were compliant:

Compliance Criteria	
(a)	Compliance with the Request Document
(b)	Compliance with the conditions of Responding and Tendering
(c)	Compliance with the General Conditions of Contract
(d)	Compliance with and completion of the Price Schedule in the format provided
(e)	Completion of Qualitative Criteria
(f)	Compliance with ACCC Requirements and completion of Certificate of Warranty
(g)	Acknowledgement of Addenda issued

### Compliance Tenderers

Procurement Services undertook an initial compliance assessment, and all three (3) Tenderers were deemed compliant and released for evaluation.

### Evaluation Criteria

Evaluation Criteria	Weighting Percentage
Demonstrated Experience	20%
Key Personnel	5%
Operational Performance	20%
Sustainability	5%
Local/Regional	10%
Tendered Price	40%
<b>TOTAL</b>	<b>100%</b>

Evaluation Panel

The tender submissions were evaluated by the following:

Name	Position
Lyall Davieson (Chair)	Waste Services Manager
Mike Foley	Acting Director Infrastructure Services
Asanka Vidanage	Waste Services Coordinator
Rory Garven	Acting Head of Sustainability & Environment
<b>Probity Role:</b>	
Janelle Keene, Acting Contracts Coordinator	

Scoring Table – Combined Totals

Tenderer's Name	Percentage Score		
	Non-Cost Evaluation	Cost Evaluation	Total
	60%	40%	100%
<b>Veolia **</b>	<b>52.13%</b>	<b>40.00%</b>	<b>92.13%</b>
Cleanaway	43.50%	39.60%	83.10%
Resource Recovery Group	39.13%	21.77%	60.90%

\*\* Recommended Submission

*Evaluation Criteria Assessment*Demonstrated Experience

All three Tenderers demonstrated significant experience in the operation of Materials Recovery Facilities (MRF) for the processing of comingled recyclables, detailing many local governments to which they provide this service.

Whilst the submission from Cleanaway was identified as the facility with the latest equipment, Veolia have invested heavily in sorting equipment upgrades in recent years.

Veolia scored marginally higher for this criterion over Cleanaway then the Resource Recovery Group.

Key Personal Skills and Experience

All three tenderers have a proven capability that they have sufficient key personal skills and experience to operate a successful MRF. The Evaluation Panel scored all three submissions closely, with Veolia marginally higher the level of detail provided in demonstrating their experienced staff that manage and maintain their MRF.



### Operational Performance

All Tenderers had adequate capacity to accept the estimated volume of the recyclables.

Cleanaway and Veolia demonstrated the most sophisticated comingled recyclable MRFs, with Veolia scoring the highest for this criterion due to their MRF proximity location to the City's Operations Centre.

### Sustainability

Veolia scored the highest for this criterion with an extensive response to all elements of this criterion.

Cleanaway obtained a moderate score in this criterion with their commitments to social enterprise and indigenous employment.

### Local

Veolia scored the highest for this criterion with their MRF located within the City boundaries, providing local employment opportunities and contributing to the local and regional economy.

Cleanaway and the Resource Recovery Group are located outside the Perth South Metropolitan Alliance Group of Councils.

### Cost

Veolia scored the highest for this criterion as demonstrated by the analysis undertaken in the cost comparison of the schedule of rates and the procurement model in determining the impact of the location of the respective MRF's.

The procurement model used the tonnage rate of processing recyclables with the costs associated with the hours involved in delivering the service to the respective MRF's for each of the three (3) tenderers.

An assumption was used to calculate only movements from the City's Operation Centre. This methodology was used to determine the estimate of the value of the service and not representative of the actual truck movements on their daily runs.

Veolia MRF location provide a significant advantage to the City in optimising variable operational cost in resource allocation, equipment availability and time efficiency in managing the collection service of the recyclable MGB.

### Summation

Veolia Recycling & Recovery (Perth) Pty Ltd provided the best overall submission against the combined selection criteria, being the best rank against the qualitative (non-cost) criteria and the best rank against the cost criteria.



## Strategic Plans/Policy Implications

### Local Economy

A sustainable and diverse local economy that attracts increased investment and provides local employment.

- Increased Investment, economic growth and local employment.

### Environmental Responsibility

A leader in environmental management that enhances and sustainably manages our local natural areas and resources.

- Sustainable resource management including waste, water and energy.

### Listening and Leading

A community focused, sustainable, accountable, and progressive organisation.

- Best practice Governance, partnerships and value for money.

## Budget/Financial Implications

The City has budgeted \$1.3M in FY25 for the sorting acceptance of recyclable materials from its 240 litre MGB Recycling Collection Service to cover the costs of this service.

With the contract period of 7 years, the City's annual budget process will need to reflect the forecast costs of this service and allow for any adjustments brought about by market forces.

## Legal Implications

Section 3.57 of the Local Government Act 1995 and Part 4 of the Local Government (Functions and General) Regulations 1996

## Community Consultation

NA

## Risk Management Implications

Should Council not endorse the recommendation there is an extreme risk to the City's waste management collection service.

Furthermore, Council will be at a significant level of reputational risk with the loss of community confidence waste management practices.

## Implications of Section 3.18(3) *Local Government Act 1995*

Nil



**14.3.2 (2024/MINUTE NO 0220) RFT19-2024 Leachate Pond Construction and Associated Works**

**Executive** A/Director Infrastructure Services  
**Author** Senior Project Manager  
**Attachments** 1. Evaluation Summary (**Confidential**)

**Officer Recommendation/Council Decision**

MOVED Cr C Reeve-Fowkes SECONDED Cr M Separovich

That Council ACCEPTS the tender submitted by Raubex Construction Pty Ltd for RFT19/2024 Leachate Pond Construction & Associated Works, for a contract sum of \$1,726,879.59 (Ex GST) for a period of one (1) year from the date of contract award, in accordance with the submitted lump sum price; and the schedule of rates for determining variations and/or additional services.

**CARRIED 10/0**

**Background**

The City of Cockburn (The Principal) is seeking a suitably qualified and experienced contractor for the construction of a new leachate pond at the Principal's Henderson Waste Recovery Park, 920 Rockingham Road, Henderson WA.

The scope of Works includes, but not limited to:

- Survey and setting out
- Installation of a Turkeys Nest if required (Location to be determined)
- Excavation to suit design layout (if required), including stockpiling of the various excavated materials (large items, soft material, clayey material, and unsuitable material) as instructed by the Superintendent
- Placement of Engineered fill to achieve design profile levels in 150mm lifts
- Installation of a synthetic liners system
- Installation of leachate delivery pipeline
- D&C pump and electrical installation
- Installation of pond perimeter fencing and safety system
- Commissioning Pond and transfer of leachate from existing ponds
- Construction Quality Control testing and sampling
- Provision of "As Constructed" information and training of City Staff.

The proposed Contract shall be in force for a period of one (1) year from the date of contract award, the Contract is expected to commence in October 2024.

Tender Number 19/2024 Leachate Pond Construction & Associated Works was advertised on Saturday 31 August 2024 in the Local Government Tenders section of the "The West Australian" newspaper.

It was also displayed on the City's e-Tendering website between Saturday 31 August 2024 and 2:00pm (AWST) Thursday, 19 September 2024.



## Submission

Tenders closed at 2:00pm (AWST) Thursday, 19 September 2024 and seven (7) tender submissions were received from:

Tenderers Name	Registered Entity Name
Comiskey's Contracting	Comiskey's Contracting Pty Ltd
DM Civil	DM Drainage & Constructions Pty Ltd
Doolee Construction	Doolee Construction Pty Ltd
Castle Civil	Egan Civil Pty Ltd
Griffin Civil	Griffin Plant Hire Pty Ltd
Multiplant Holdings	Jaytona Pty Ltd
Raubex Construction	Raubex Construction Pty Ltd

## Report

### Compliance Criteria

The following criteria were used to determine whether the submissions received were compliant:

Compliance Criteria	
(a)	Compliance with the Request Document
(b)	Compliance with the conditions of Responding and Tendering
(c)	Compliance with the General and Special Conditions of Contract
(d)	Compliance with and completion of the Price Schedule in the format provided
(e)	Completion of Qualitative Criteria
(f)	Compliance with ACCC Requirements and completion of Certificate of Warranty
(g)	Acknowledgement of Addenda issued

### Compliance Tenderers

Procurement Services undertook an initial compliance assessment, and all seven (7) Tenderers were deemed compliant and released for evaluation.

### Evaluation Criteria

Evaluation Criteria	Weighting Percentage
Demonstrated Experience	15%
Tenderer's Resources	15%
Methodology	10%
Sustainability	10%
Local/Regional	10%
Tendered Price	40%
<b>TOTAL</b>	<b>100%</b>



Tender Intent/ Requirements

The intent of this Tender is to select a suitably qualified and experienced Contractor/s to undertake the construction of a new leachate pond at Henderson Waste Recovery Park.

Evaluation Panel

The tender submissions were evaluated by the following:

Name	Position
Peter McCullagh (Chair)	Senior Projects Manager
Anton Lees	Director of Community & Place
Lyall Davieson	Waste Services Manager
Roger Haripersad	Cockburn Resource Recovery Park Manager
Ian Watkins	Consultant – IW Projects
<b>Probity Role:</b>	
Colin Langer, Contracts Officer	
Tony Natale, Strategic Procurement Manager	

Scoring Table – Combined Totals

Tenderer's Name	Percentage Score		
	Non-Cost Evaluation	Cost Evaluation	Total
	60%	40%	100%
<b>Raubex Construction**</b>	<b>40.34%</b>	<b>40.00%</b>	<b>80.34%</b>
Comiskey's Contracting	38.50%	39.91%	78.41%
Castle Civil	37.40%	30.65%	68.05%
DM Civil	31.62%	19.92%	51.54%
Doolee Construction	36.56%	33.30%	69.86%
Griffin Civil	36.94%	31.55%	68.49%
Multipiant Holdings	34.50%	37.11%	71.61%

\*\* Recommended Submission

*Evaluation Criteria Assessment*Demonstrated Experience

Raubex Construction scored highest for this criterion with Doolee Construction ranked second. Raubex Construction noted their experience with the City as the contractor responsible for a previous landfill capping project in 2020 and the Henderson Stage 1 bulk earthworks project. Raubex Construction has been operating for over 40 years.

Doolee Construction noted their Local Government experience with the Busselton Cell Lining project.



Other Tenderers demonstrated some experience with works undertaken for pond projects in WA. Their scored reflected their level and relevance of information provided for this criterion.

#### Tenderer's Resources

Raubex Construction scored highest for this criterion with Doolee Construction ranked second with experienced teams with back up personnel with an extensive list of plant and contingency plans.

Raubex Construction identified a team of key personnel, with appropriate experience as demonstrated by the provided documentation for each individual and nominated sub-contractors.

The remaining Tenderers provided experienced and capable staffing with suitable project structures. They scored marginally less for the criterion with either insufficient information that was either general in nature or inadequate detail.

#### Methodology

All Tenderers scored similar for this criterion with adequate level of detail and Gantt charts. Multiplant Holdings scored highest for this criterion with a good detailed Gantt chart.

All Tenderers demonstrated a some understanding of the works, with similar information provided for this criterion.

#### Sustainability

Multiplant Holdings scored highest for this criterion. They provided sufficient detail on their social and environmental systems, policies, procedure, and various initiatives.

Other Tenderers provided adequate information relevant to this criterion.

DM Civil and Doolee Construction Veolia scored less for this criterion with less information in response to the criterion.

#### Local

Castle Civil scored the highest for this criterion with their business located within the Perth South Metropolitan Council Alliance. Other Tenderers are based outside the region.

All Tenderers provided various level detail to contribute to the local and regional economy with their support for local business and staff within the City boundaries.

#### Summation

The Evaluation Panel recommends that the submission by Raubex Construction Pty Ltd be accepted as being the most advantageous to undertake the Leachate Pond Construction & associated works at the Henderson Waste Recovery Park. This



included the acceptance of all addendums and clarifications during the tender process.

Raubex Construction Pty Ltd provides the best overall assessment against the combined selection criteria, including the qualitative, cost and the referee assessment.

Raubex Construction Pty Ltd ranked 1 (first) in respect to the qualitative assessment and rank 1 (first) in the cost assessment demonstrating value for money.

Referee checks were undertaken from both a local government and a private sector organisation representative with a strong positive opinion being provided.

It was noted that Raubex Construction Pty Ltd had performed well on previous projects for the City.

An independent financial risk assessment has been requested for Raubex Construction Pty Ltd to meet the requirements of the works.

The recommendation is based on:

- Demonstrated experience in performing similar work;
- The required level of resources, experienced personnel, and project structure to undertake and manage the required works;
- Adequate understanding of the requirements, methodology and program schedule to complete the works in, accordance with specification; and
- The best overall value for money and most advantageous outcome for the City.

### **Strategic Plans/Policy Implications**

#### Environmental Responsibility

A leader in environmental management that enhances and sustainably manages our local natural areas and resources.

- Sustainable resource management including waste, water and energy.

#### Listening and Leading

A community focused, sustainable, accountable, and progressive organisation.

- Best practice Governance, partnerships and value for money.

### **Budget/Financial Implications**

The final contract value of \$1,726,879.59 (Ex GST) is based on estimated quantities listed in the schedule for material found onsite, with the extracted and/or fill volumes.

The contract value will vary based on the final quantities. This cost is listed in the site works and preliminaries cost as part of the whole project cost.

The submission from Raubex Construction Pty Ltd can be accommodated and is within the \$3.5M budget allocation for the project.

The project is scheduled for delivery in FY25 with funds drawn from WC02687.



**Legal Implications**

Section 3.57 of the Local Government Act 1995 and Part 4 of the Local Government (Functions and General) Regulations 1996 refers.

**Community Consultation**

N/A

**Risk Management Implications**

Should Council not support the recommendation to appoint a contractor to construct the leachate pond, there is a significant environmental risk should leachate overflow into the subterranean aquifer.

There is also significant level financial risks should the Department of Water and Environment Regulation fine the City for environmental and licence breaches.

**Advice to Proponent(s)/Submitters**

The Proponent(s) and those who lodged a submission on the proposal have been advised that this matter is to be considered at the 8 October 2024 Ordinary Council Meeting.

**Implications of Section 3.18(3) *Local Government Act 1995***

Nil.



## 14.4 Community and Place

Type of Interest	Nature of Interest
Deputy Mayor Stone submitted an Indirect Financial Interest, pursuant to Section 5.61 of the <i>Local Government Act 1995</i> in relation to Item 14.4.1.	I received a gift of two tickets from Cockburn Cougars Basketball Association to the Womens' NBL1 Grand Final to support the team in the Grand Final. Pursuant to Section 5.62 (1)(eb) of the <i>Local Government Act 1995</i> they are considered a closely associated person to me.
Mr Daniel Simms submitted an Indirect Financial Interest, pursuant to Section 5.71A(1) of the <i>Local Government Act 1995</i> in relation to Item 14.4.1.	I have attended on the invitation of the Cockburn Basketball Association a number of basketball games in my capacity as Chief Executive Officer of the City of Cockburn that exceed in total \$300 in the last twelve months. As a result, this deems the Cockburn Basketball Association as a closely associated person. I declare an Indirect Financial Interest.

9:41pm Deputy Mayor and CEO left the meeting.

### 14.4.1 (2024/MINUTE NO 0221) Proposed Wally Hagan Recreation Centre Redevelopment

<b>Executive</b>	A/Director Community and Place
<b>Author</b>	Manager Recreation Services
<b>Attachments</b>	<a href="#">Attachments provided under separate cover</a> 1. Wally Hagan Needs Analysis with Appendices 2. Site Assessment 3. Concept Plan 4. Wally Hagan Feasibility Study with Appendices 5. Staged Approach Option 3 6. Staged Approach Option 3 Financial Model Summary

#### Officer Recommendation

That Council:

- (1) NOTES the Needs Analysis, Site Assessment, Concept Plan and Feasibility Study for the proposed Wally Hagan Recreation Centre Redevelopment (Attachments 1-4), presented in accordance with part 4.1 of Council's resolution on item 14.4.3 at the Ordinary Council Meeting held in April 2024;
- (2) ENDORSES Staged Approach Option 3 as the preferred staged development for the Wally Hagan Redevelopment (Attachment 5), presented in accordance with part 2.3 of Council's resolution on Item 14.4.3 at the 9 April 2024 Ordinary Council Meeting; and
- (3) AUTHORISES the CEO to negotiate the City's operational management model with the Cockburn Basketball Association.

**Council Decision**

MOVED Cr P Eva SECONDED Cr M Separovich

That the Motion be put.

**CARRIED 5/4**

**For:** Cr P Eva, Cr T Dewan, Cr C Reeve-Fowkes, Cr P Corke, Cr M Separovich  
**Against:** Mayor L Howlett, Cr T Widenbar, Cr C Zhang and Cr K Allen

**Council Decision**

MOVED Cr P Corke SECONDED Cr T Dewan

That Council:

- (1) NOTES the Needs Analysis, Site Assessment, Concept Plan and Feasibility Study for the proposed Wally Hagan Recreation Centre (Redevelopment (Attachments 1-4), presented in accordance with part 4.1 of Council's resolution on item 14.4.3 at the Ordinary Council Meeting held in April 2024;
- (2) DEFERS any further expenditure on the proposed Wally Hagan Recreation Centre Redevelopment until such time as the outcome of advocacy discussions with State and Federal Governments is known, and whether the various grant applications have been successful;
- (3) REQUESTS the City submit a funding and resources request at the next meeting of the Expenditure Review Committee to investigate alternative locations based on the proposed schedule of accommodation for the facility, not restricted to the former Roe 9 land, and considers the potential benefits of providing two (or more) six-court facilities to meet future community needs, at locations across the City; and
- (4) REQUESTS the City to immediately investigate short to mid-term infrastructure improvements to the Wally Hagan building and list for consideration in the FY26 annual budget to ensure the Cockburn Basketball Club can continue to operate in a functional building whilst redevelopment options continue to be explored.

**CARRIED 5/4**

**For:** Cr P Eva, Cr T Widenbar, Cr T Dewan, Cr C Reeve-Fowkes, Cr P Corke  
**Against:** Mayor L Howlett, Cr C Zhang, Cr K Allen and Cr M Separovich

**Reason**

The scale of this proposed redevelopment has escalated in an alarming manner from a community supported six-court facility to a potential 10 courts with gym, healthcare facility and café.

It is recognised that the Wally Hagan Recreation Centre is nearing the end of its life without substantial investment, that the Cockburn Basketball Association (CBA) would require a place to play during repairs, that the CBA has outgrown the existing facility, has a long waiting list and is forced to play at a number of different locations.

It is also understood that the Club is asking for a regional level facility – which requires six to eight courts, according to Basketball WA. However, this proposal goes far beyond the requirements of a regional centre and is actually larger than the



Western Australian State Basketball Facility. Additionally, the proposed location is one chosen for convenience and land availability, rather than being the top recommendation after deep analysis of all possible locations right across the City, for a facility of this magnitude.

The location is not ideal, being almost on the border with Fremantle, meaning that nearly half the 5km catchment area that the needs analysis is based on are not Cockburn residents. Additionally, Dixon is a Neighbourhood Regional Space, there has been no community consultation to determine our residents' feelings regarding building a substantial sporting facility in this location, and no traffic impact assessment to consider how this residential neighbourhood may be impacted.

Given the current rezoning of the Roe 9 land, this whole parcel needs to be planned holistically, not in a piecemeal manner – and planning the road network has to be integral to this orderly planning process.

Finally, this is a staggering amount of money to be considering spending at this moment in time.

There is the possibility that if we start to fund the redevelopment, we will have to continue to fund it if no external funding is forthcoming – and we are all well aware of how costs can blow out in these situations.

If the suggested additional \$25m borrowing is required it would take 18 years to break even, building stage one alone and this is only considering the loan amount - it doesn't include the initial \$20m investment. And even if the City puts up \$45m there is still an \$18m shortfall if external funding is not obtained.

We have already spent a considerable sum getting to this point. It's time to step back and determine what is the overall best outcome for everyone before committing more time and money to this project at this location.

#### **Officer Comment**

Items 1 and 2 can be implemented by the City's administration however this may impact the project delivery timelines. Items 3 and 4 will require a review of current workload capacity and timelines to achieve the recommendation.

## **Background**

At the 9 April 2024 Ordinary Council Meeting, Council was presented a summary of the Needs Analysis and Site Assessment undertaken for the proposed Wally Hagan Recreation Centre Redevelopment. As a result, Council resolved the following:

- (1) NOTES the challenges with progressing with Option 3 as resolved by Council at the 11 February 2021 Ordinary Council Meeting;
- (2) ENDORSES the CEO to progress advocacy discussions for the Wally Hagan Recreation Centre redevelopment based on the following to further support the development of the proposal;
  - 2.1 Eight (8) Indoor Court Basketball Facility (with potential expansion to 10-12 courts).



- 2.2 Supporting amenities (including but not limited to Gym/Health Club, etc)
- 2.3 An estimated project cost of \$60M (FY24 construction rates);
- (3) NOTES the delivery of the Wally Hagan Recreation Centre redevelopment is subject to the following:
  - 3.1 Securing \$40M of external funding
  - 3.2 Land acquisition by the State Government with preference of Site 1 and 2 (combined) followed by Site 3;
- (4) RECEIVES a future report which will include:
  - 4.1 Draft Needs Analysis, Site Analysis, Concept Plan and Feasibility Study
  - 4.2 Outcomes of advocacy discussions with State and Federal Governments
  - 4.3 Identification of future actions relating to the progress of the proposal
  - 4.4 Continuing to update and engage the community as the proposal develops.

The purpose of this report is to provide the Needs Analysis, Site Assessment, Concept Plan and Feasibility Study for Council's endorsement, as required by resolution 4.1, above. This report also provides an update on the future actions in accordance with 4.3 above.

Additionally, it provides information supporting the proposed use of a generic planning name for the facility to ensure a consistent approach to messaging and advocacy. With a final name selected at a future date in accordance with the City's naming conventions.

### **Submission**

N/A

### **Report**

#### Needs Analysis

A summary of the main areas identified in the Needs Analysis includes:

- Overall current demand suggests an eight-court facility is required today and with future population growth, up to 12 courts could be required.
- Based on the Basketball WA Facility Benchmark of four courts per 25,000 people, in a five-kilometre catchment, 26 courts would be required by 2041 (currently 8 courts including the existing facility) and 53 courts in a ten-kilometre catchment (currently 24 courts including existing facility)
- Cockburn Basketball Association use five other sites at 'peak usage times' and anywhere between six to nine courts, seven days a week at an average of 7.3 courts in peak usage times.
- There is a need for outdoor multi-purpose courts, based on benchmarks there will be a gap of 12 courts across the City by 2041.



- Demographics and competitor analysis suggests there is demand for a Health Club and conservative membership demand for a 500-750m<sup>2</sup> Health Club would be 2,310 people in 2028.
- Opportunities exist for other community needs that would also generate revenue to offset operating costs including a Childcare facility which would be subject to land tenure and zoning.

A schedule of accommodation has been developed based on the needs analysis outcomes. An eight-court facility will require approximately 25,000m<sup>2</sup> and a 12-court facility requiring up to 32,000m<sup>2</sup>.

The schedule of accommodation is used to inform the concept plans that have been developed, with further detail included in the Concept Plan section of this report below.

A total of four sites were investigated.

One site at 28 Baker Court was ruled out due to proximity of Lakeside Basketball Association's facility.

The three remaining sites analysed in detail were;

- Site 1: Dixon Park – existing site Wally Hagan Recreation Centre site
- Site 2: Area bound by Rockingham Road, Leda Street and Starling Street
- Site 3: Carrington Street – an area north of Memorial Hall.

While Dixon Park total land area is 42,795m<sup>2</sup>, most of the land area has significant Aboriginal cultural heritage considerations.

At the 9 April 2024 Ordinary Council Meeting Council endorsed Sites 1 and Site 2 combined, as the preferred location.

When combining Site 1 and 2 inclusive of the road reserve, the available area is approximately 22,250m<sup>2</sup>.

Site 3 remains an alternative option subject to outcomes of Roe 8 and Roe 9 MRS process being finalised.

Given the overall minimum requirement for the facility is approximately 25,000m<sup>2</sup>, both sites would require elements of a proposed facility to be above the ground floor, in order to facilitate the core requirements of the Schedule of Accommodation.

As part of the development of the Needs Analysis a 'Schedule of Accommodation' was developed in consultation with the Cockburn Basketball Association.

The Schedule of Accommodation has also been informed by several key inputs including:

- ActiveXChange Investment Planning Modelling
- industry plans and guidelines



- a review of demand of opportunities for ongoing revenue streams that align with the needs.

Following the development of the Schedule of Accommodation, the City has worked with the consultants to develop concept plans in line with Council's April 2024 decision for Site 1 and 2 (the area of the existing Wally Hagan Recreation Centre site and area bound by Rockingham Road, Leda Street and Starling Street) and Site 3 (Carrington Street – area north of Memorial Hall).

The Schedule of Accommodation includes:

Accommodation Area	Size	Additional Information
Entry / Admin	115m <sup>2</sup>	Main entry, foyer, and front counter information area. There is a second entry to the south that will enable 24/7 access for the Health Club.
Café / Outdoor Deck	250m <sup>2</sup>	Proposed to be leased to a private operator, provides food and beverage option for users, sense of place and revenue to offset overall costs of operating the facility
Public Amenities	395m <sup>2</sup>	Toilets and changerooms to support community courts
Cockburn Basketball Association Amenities	310m <sup>2</sup>	Player and umpire changerooms to support show courts, which can also be used to support community courts
Community Courts (Indoor)	5,130m <sup>2</sup>	Indoor multi-use courts, suitable for basketball, netball, badminton, and volleyball.
Community Courts (Outdoors)	1,710m <sup>2</sup>	Two outdoor multi-use courts suitable for netball, tennis, and other outdoor courts sports.
Show Courts (x 2)	1,945m <sup>2</sup>	Two show courts for domestic competition (e.g., NBL1).
Community Courts Store	235m <sup>2</sup>	Storage for users and to enable multi-purpose activities.
Show Court Store	225m <sup>2</sup>	Storage to support activities occurring on show courts.
Parking	9,570m <sup>2</sup> (334 car bays)	Initial modelling identifies 289 car bays are required for peak time use for an eight-court facility and 321 bays for a ten-court facility. Notably, for a NBL1 fixture, it expected additional bays would be required (375 bays) and further parking options are available in nearby locations.
All Abilities Play Area	730m <sup>2</sup>	Inclusive outdoor playground that will support community activation and linked to the café.
Childcare & Creche	1,300m <sup>2</sup>	A two-level childcare facility is proposed incorporating a creche facility. This is pending appropriate land zoning and would potentially



		require investment from a private operator.
Spectator Seating (Fixed)	300m <sup>2</sup>	Fixed seating providing capacity of approximately 650 seats for the show court.
Spectator Seating (Retractable)	33m <sup>2</sup>	Retractable seating which would open up over one of the show courts to increase seating capacity to 1,500.
Spectator & Circulation Zone	360m <sup>2</sup>	Breakout areas around courts to support transitions between games.
Function & Amenities	500m <sup>2</sup>	Function room oversees main show court and all abilities playground. Used for NBL1 match day functions and hireable space for the community.
Community Court Spectator Seating	510m <sup>2</sup>	Terraced style seating around community courts.
Administration Office	100m <sup>2</sup>	City of Cockburn on-site staff office space.
Shared Meeting	180m <sup>2</sup>	Meeting rooms for staff, Cockburn Basketball Stadium and hireable to wider community.
Cockburn Basketball Association Office	240m <sup>2</sup>	Office space for Cockburn Basketball Stadium, includes storage for merchandise and other key aspects to support operations.
Health Club	1,500m <sup>2</sup>	Gym area, group fitness room, cycling studio and supporting amenities.
Total Area	25,638m <sup>2</sup>	
Plant (10% of total Floor Area exc. Amenities, stores, and courts)	450m <sup>2</sup>	
Overall Total Floor Area	26,088m <sup>2</sup>	

Site 3 is approximately 21,150 m<sup>2</sup> and during the initial development of concept plans for this site, the following challenges were identified:

- Due to the existing high-voltage overhead powerlines, a maximum of eight courts (single-storey) could be developed.
- Local road network improvements necessitated by the removal of Roe Highway (e.g., Carrington Road duplication and associated intersection treatments), might further reduce the available site area.
- The overall Schedule of Accommodation could not be delivered.

In light of these compromises and challenges, no further work has been undertaken for Site 3.

#### Concept Plan

A proposed concept plan has been prepared for Site 1 and 2 (refer Attachment 4) which meets the requirements identified in the Schedule of Accommodation.

The concept plan includes key elements located on the second level of the building, including:



- Spectator seating
- Function Room and Amenities
- Administration Office
- Shared Meeting Room
- Cockburn Basketball Association Office
- Health Club.

Other key features of the initial concept plan include:

- Acknowledgement of Aboriginal Heritage Site 18332 and no further encroaching into the heritage site outside of the existing Wally Hagan Basketball Stadium footprint
- Retention of the (Hamilton Hill) Hub 6163 with the creation of a forecourt entry with the Hub 6163 building, main entry of the proposed centre and proposed Café
- Re-alignment of the roundabout that connects Hurford Street, Stratton Street, Starling Street and Leda Street. The location mirrors the foreshadowed location on the concept plan published as part of the proposed *MRS Major Amendment 1404/41 – Roe 8 Remainder and Roe 9*
- Opportunities to accommodate a green ecological link along Rockingham Road or northwards along Leda St and into Dixon Park. Note that the final alignment and parameters are expected to be further defined via future local planning processes following completion of the MRS Amendment.

To avoid relocation of the Cockburn Basketball Association and the likely impacts to facilities and existing programs at Cockburn ARC, a two-stage construction delivery has been identified.

Stage 1 construction would include:

- Six of the overall eight indoor courts
- Health Club
- Function & Amenities
- Offices & Administration
- Car Park (314 bays)
- Café.

During Stage 1, the existing Wally Hagan Basketball Stadium would be maintained and operational.

Stage 2 construction would include:

- Demolition of the existing Wally Hagan Basketball Stadium
- Additional two indoor courts
- Two outdoor courts
- Childcare/Creche
- Additional Car Park
- All Abilities Playground.



The initial concept plan also provides for a third stage, whereby the two outdoor courts could be converted to indoor courts, however aiming to balance the overall expected construction cost, it is expected the third stage would be a future consideration and subject to a separate business case at the appropriate time.

The initial proposed concept plan also allows for possible flexibility, whereby stage 1 could be delivered, and stage 2 deferred.

This staged approach, option 3 in the feasibility study would require compliance works to the existing Wally Hagan Basketball Stadium to extend its current useful life and ensuring the building complies with relevant standards.

The proposal is that following stage 1 delivery and the transition of all activities currently in the existing Wally Hagan Stadium to the new facility, the existing stadium will be closed for renovations.

The works are intended to extend the life of the existing basketball courts only, with the intent to decommission the amenities and office areas, given they will have been replicated and available as part of the completed stage 1.

This reduces the cost of remedial works, and ensures there are ten compliant basketball courts available, until stage 2 and/or 3 are ready to be implemented.

The concept plan shows the delivery of the Schedule of Accommodation and forms part of the feasibility assessment.

Feasibility Study

A feasibility study is completed to help identity and determine whether the proposed facility is financially viable.

It briefly summarises the previously completed needs analysis and site assessment to inform the concept plan development and ensures it meets the schedule of accommodation.

The study completes a market assessment to measure not only the existing basketball participation market, also the other proposed uses in the facility including the health club and childcare functions.

The study concludes there is sufficient market gap and demand for these aspects and therefore includes the provision within the concept plan and financial assessment phases.

An indicative cost estimate of the concept plan has been prepared by Quantity Surveyors Rider Levett Bucknall.  
A summary of Stages 1 and 2 have been provided below.

**Stage 1**

<b>Construction Cost (June 2024)</b>	\$41,064,450
<b>Fees &amp; Contingencies</b>	\$15,932,000
<b>Cost Escalation (to Jan 2027)</b>	\$6,551,450
<b>Total</b>	<b>\$63,551,450</b>
<b>Stage 2</b>	
<b>Construction Cost (June 2024)</b>	\$13,977,000
<b>Fees &amp; Contingencies</b>	\$5,252,000
<b>Cost Escalation (to Jan 2029)</b>	\$3,558,000
<b>Total</b>	<b>\$22,787,000</b>
<b>Overall Summary</b>	
<b>Construction Cost (June 2024)</b>	\$55,041,450
<b>Fees &amp; Contingencies</b>	\$21,184,000
<b>Cost Escalation</b>	\$10,113,000
<b>Total</b>	<b>\$86,338,450</b>

Cost escalation has been applied for Stage 1 with a construction commencement date of January 2027.

Cost escalation has also been applied for Stage 2 with a construction commencement date of January 2029.

A summary of the staged approach option 3 (as outlined above) is included below. Stage 2 new building has been removed for delivery and assessment at a later date.

<b>Stage 1</b>	
<b>Construction Cost (June 2024)</b>	\$41,064,450
<b>Fees &amp; Contingencies</b>	\$15,932,000
<b>Cost Escalation (to Jan 2027)</b>	\$6,551,450
<b>Total</b>	<b>\$63,551,450</b>
<b>Stage 1a – Refurbishment only</b>	
<b>Refurbishment Cost (Sept 2024)</b>	\$860,000
<b>Fees &amp; Contingencies</b>	\$826,800*
*Structural recommendations to be priced by QS	
<b>Cost Escalation (to Jan 2027)</b>	\$154,000
<b>Total</b>	<b>\$1,841,600</b>
<b>Overall Summary</b>	



<b>Construction Cost (June 2024)</b>	\$41,924,450
<b>Fees &amp; Contingencies</b>	\$16,758,800
<b>Cost Escalation (to Jan 2027)</b>	\$6,705,450
<b>Total</b>	<b>\$65,388,700</b>

The tables above outline the capital costs required for the options and in order to be consistent with Council's 9 April 2024 Ordinary Council Meeting endorsement for a \$60m facility, staged approach option 3 is recommended as the preferred option, with the indicative \$58.7m cost at FY24 construction rates.

An additional financial model (Attachment 6) has been prepared to support this approach which excludes childcare/creche and includes a \$1.85m refurbishment cost.

All other assumptions documented in the feasibility study remain the same, including the \$40m assumption of external funding which removes the need for any City borrowings (loan repayments).

The feasibility study includes a table representing an indicative funding model, with sources identified including Federal Government, State Government, LotteryWest Grant, City Reserves, Developer Contributions, Cockburn Basketball Association contribution, City Borrowings, Childcare Operator contribution and 'Other' contributions.

The feasibility study includes a 10 and 20 year \$25m loan option due to the funding gap of the non-preferred Option 1.

The City has recently submitted grant applications seeking Federal Government funds and continues to advocate for both State and Federal Government contributions towards the project.

The proposed operating model is that the facility be owned and operated by the City as an extension of the existing operations of Cockburn ARC.

This allows better efficiencies with an existing workforce and structure capable of being expanded in the new facility.

Cockburn Basketball Association will be an anchor tenant with leased office space and team store, and a license agreement for use of the courts.

The feasibility study financial modelling is based on an all-inclusive hourly rate for court usage which covers the City's cleaning and maintenance costs, utilities and other outgoings, and provides access to storage, changerooms and other amenities.

The \$33 per court per hour figure has been proposed initially to ensure the stadium (courts) component of the facility are financially sustainable, the figure is also aligned with largest approved discount within the adopted fees and charges.



It should be noted that the City and Cockburn Basketball Association have not entered into negotiations regarding this figure as outlined in the next steps within the feasibility study.

The café and childcare facility are proposed to be leased to a commercial provider.

The viability of the facility and financial modelling is assessed in the feasibility study based on the full concept plan construction (\$86m) and operating model outlined above.

Some key summary points from the financial model projections include:

- The facility is projected to generate a positive Operating Net Cashflow (before finance and lifecycle costs) of circa \$1.7m from year one (2029) of operations.
- Over the first ten years of operation the facility is projected to generate a cumulative Operating Net Cashflow (before finance and lifecycle costs) of close to \$30m.
- The health club is the major generator of revenue and is projected to generate \$3.1m in revenue in year 1 (2029) growing to \$5m in year 10 (2038). This equates to the health club generating a projected \$1.6m in Operating Net Cashflow (before finance and lifecycle costs) in year 1 (2029) growing to \$3.2m in year 10 (2038).
- The indoor stadium as the core scope element will generate a projected -\$50k in Operating Net Cashflow (before finance and lifecycle costs) in year 1 (2029) growing to \$0.5m in year 10 (2038).
- The overall facility will be generating positive net cashflow after finance (based on 10-year loan) and lifecycle costs by 2036.
- In 2036 the facility is projected to generate a positive net cashflow after finance (based on 10-year loan) and lifecycle costs of \$1.34m growing to \$3.4m by 2038.
- Assuming a 10-year loan, by 2042 the facility is projected to be in a positive cumulative position, after finance and lifecycle costs.

A summary of the feasibility study's assessment is that the proposed facility (either staged options) located at the preferred site on Rockingham Road is a viable project should Council endorse progressing and is successful with seeking external funding.

#### Operational Management Model

It is recommended the City negotiates with the Cockburn Basketball Association on an operational management model to provide clear and comprehensive guidance on key operational aspects, including but not limited to the proposed management model, hours of access and hourly court hire rate.

#### Future Actions

The proposed facility still requires a number of detailed planning activities and studies to be undertaken, listed below, following settlement of all land tenures and confirmation of external funding.



- Engagement with Aboriginal Traditional Knowledge Holders (expected a Section 18 application will be required)
- Community Engagement
- Traffic Impact Assessment
- Parking Analysis and Management
- Noise/Acoustic Management
- Feedback from the City's Design Review Panel
- Stormwater/Drainage
- Landscaping
- Construction Management Planning
- External finishes – an indicative artistic render has been provided with the Concept Plan. Should the proposal proceed, it is expected this will change.
- Other

The above activities generally occur after initial feasibility has been determined prior to a formal development application submission.

### **Strategic Plans/Policy Implications**

#### Local Economy

A sustainable and diverse local economy that attracts increased investment and provides local employment.

- Increased Investment, economic growth and local employment.

#### Community, Lifestyle and Security

A vibrant healthy, safe, inclusive, and connected community.

- Accessible and inclusive community, recreation and cultural services and facilities that enrich our community.
- A safe and healthy community that is socially connected.

### **Budget/Financial Implications**

N/A

### **Legal Implications**

N/A

### **Community Consultation**

Community engagement will progress post Council adoption of the Needs Analysis, Site Assessment, Concept Plan and Feasibility Study

### **Risk Management Implications**

Should Council not endorse the recommendation there is high project risk level the overall proposal will not progress. It is clear through these and previous studies that there is an immediate need for increased indoor court space to facilitate basketball



activities. Furthermore, the feasibility study shows that the proposed facility will be financially viable.

There is a medium risk to the City's reputation and future financial contribution should CEO not be able to continue advocacy efforts for land and funding for the proposed redevelopment based on the planning documents completed to date, including both the concept plans and the feasibility study.

**Advice to Proponent(s)/Submitters**

N/A

**Implications of Section 3.18(3) *Local Government Act 1995***

Nil

9:56pm The Deputy Mayor and CEO returned to the meeting.



## 14.4.2 (2024/MINUTE NO 0222) Youth Services Strategy 2017-2022 Close Out

<b>Executive</b>	A/Director Community and Place
<b>Author</b>	Youth Services Manager
<b>Attachments</b>	<ol style="list-style-type: none"> <li>1. Close Out report - Youth Services Strategy 2017-2022 <a href="#">↓</a></li> <li>2. City of Cockburn Youth Services Consultation 2024 - Themes and recommendations <a href="#">↓</a></li> </ol>

### Officer Recommendation/Council Decision

MOVED Cr C Reeve-Fowkes SECONDED Cr M Separovich  
That Council:

- (1) RECEIVES the close out report for the Youth Services Strategy 2017-2022;
- (2) NOTES the 'Youth Services Consultation 2024 Themes and recommendations' document; and
- (3) DEFERS development of a Youth Service Strategy until Council has undertaken a review of existing strategies and plans which is scheduled for completion by June 2025.

**CARRIED 10/0**

### Background

N/A

### Submission

N/A

### Report

Council adopted the Youth Services Strategy 2017-2022 to set the strategic direction for young people in the City.

The key themes of the strategy were to achieve the following outcomes:

- Outcome 1: Young people feel safe, valued, and included in their community.
- Outcome 2: Young people have access to events, programs, services, and facilities that meet their needs.
- Outcome 3: Young people are well informed and involved in decision making.
- Outcome 4: The City has strong partnerships and advocates for the current and emerging needs of young people.

A series of actions were developed to achieve the outcomes which aligned to education health, unemployment, housing and homelessness, child protection, transport, youth justice, technology, and youth participation.



It also focused on key issues for Aboriginal and Torres Strait Islander young people, young people from culturally and linguistically diverse backgrounds, young people living with disability, lesbian, gay, bisexual, transgender, intersex, and questioning (LGBTQIA+) young people and young carers.

In FY24, the City's Youth Services Manager undertook a review of the strategy to comprehend achievement of the outcomes and identify future options, considering the organisations review of all strategies and master plans.

The completion rate for each actions listed under the Outcomes is detailed below.

- Outcome 1 - 100% actions complete
- Outcome 2 – 80% actions complete, 20% partially complete
- Outcome 3 - 100% actions complete
- Outcome 4 - 100% actions complete.

The attached close out report demonstrates a strong overall completion rating on all four outcomes.

The majority of actions are now considered as business as usual and included in annual services plans.

As part of the strategy review, the City commissioned Youth Affairs Council of WA (YACWA) to undertake community engagement to identify issues affecting local young people.

YACWA produced the attached 'City of Cockburn Youth Services Consultation 2024 Themes and Recommendations' which will inform the Annual Service Plan.

As the City is in the process of reviewing and consolidating its existing strategy documents and to ensure consistent direction for any future strategy documents, it is recommended to defer development of a Youth Strategy until these works are completed, which is currently scheduled for 30 June 2025.

### **Strategic Plans/Policy Implications**

#### Community, Lifestyle and Security

A vibrant healthy, safe, inclusive, and connected community.

- A safe and healthy community that is socially connected.

### **Budget/Financial Implications**

N/A

### **Legal Implications**

N/A

### **Community Consultation**



N/A

**Risk Management Implications**

There is a low level of risk to the City's reputation if the Close Out report is not received along with a medium level of operational risk to plan, provide, and support a socially connected, healthy and safe community for the City's young people.

**Advice to Proponent(s)/Submitters**

N/A

**Implications of Section 3.18(3) *Local Government Act 1995***

Nil.





# Youth Services Strategy 2017-2022

## Close out report



**Acknowledgement of Country**

The Mayor, Councillors and staff of the City of Cockburn acknowledge the Whadjuk Nyungar people of Beeliar boodja as the traditional custodians of this land. We pay our respect to the Elders, past and present.

**Table of Contents**

Executive Summary	2
Introduction	3
Youth Strategy Reporting Measures	3
Outcome 1 – Young people feel safe, valued and included in their community	3
Outcome 2 - Young people have access to events, programs, services and facilities that meet their needs	4
Outcome 3 – Young people are well informed and involved in decision making	5
Outcome 4 – The City has strong partnerships and advocates for the current and emerging needs of young people	5
Key Learnings and Recommendations	6
Summary	6
Contact us	6



### Executive Summary

In 2017 there were 22,052 young people aged 10 to 24 living in the City of Cockburn, which was 19% of the population (forecast.id). Young people have unique needs which need to be considered when planning events, programs, and facilities. This close out report demonstrates that the City worked in collaboration with support services and young people to deliver high quality events, programs and facilities which enabled them to reach their full potential.

The City's Youth Services Strategy 2017-22 outlined a number of individual strategies designed to improve the provision of youth services. The City has had a number of successes over this time including an increase the number and variety of programs delivered in collaboration with local service providers from the Cockburn Youth Centre, as well as a significant rise in the number of new partnerships formed through the forging and maintaining strong and healthy alliances with not for profit organisations, government agencies and volunteer groups.

The focus areas identified in the Youth Services Strategy 2017-2022 included, education health, unemployment, housing and homelessness, child protection, transport, youth justice, technology and youth participation. The Strategy also focused on key issues for Aboriginal and Torres Strait Islander young people, young people from culturally and linguistically diverse backgrounds, young people living with disability, lesbian, gay, bisexual, transgender, intersex and questioning (LGBTQIA+) young people and young carers.

In developing the Youth Services Strategy 2017-2022, the City consulted with 435 individuals including 316 young people, 36 parents and caregivers, representatives from 30 community organisations, and 53 City staff. Importantly, young people fed back their main concerns which included:

- the cost of things or not having money to do things they wanted to;
- boredom and a lack of things to do;
- transport and difficulty getting around;
- drugs and alcohol;
- not knowing what is available;
- safety - namely feeling unsafe in certain places and situations;
- employment - not having the skills to find work and an absence of jobs; and
- inclusion - feeling welcome and valued

Parents and caregivers reported the main issues that worried them as anti-social behaviour, a lack of activities to do, general boredom of young people and drugs and alcohol. Community organisations and City staff were concerned about many of the same issues as young people and felt there needed to be a special focus on young people who were vulnerable or at risk and a need to challenge the negative stereotypes of young people in the community.

The City's Youth Services Strategy 2017-2022 aimed to achieve the following outcomes:

- Outcome 1: Young people feel safe, valued and included in their community.
- Outcome 2: Young people have access to events, programs, services and facilities that meet their needs.
- Outcome 3: Young people are well informed and involved in decision making.
- Outcome 4: The City has strong partnerships and advocates for the current and emerging needs of young people.

The City achieved a strong overall completion rating on all four outcomes. There will always room for improving the quantity and quality of responsive programs and services that the City delivers for it's young people, including the development of activities which result in a more accessible and inclusive Cockburn community. These will be identified and detailed through any future youth planning processes.

### Introduction

This report outlines the key strategies from the City's Youth Services Strategy 2017-2022 and evaluates each against the reporting measures detailed below. This report will also highlight any key initiatives which require further action or need to be carried forward into future youth planning processes.

### Reporting measures

Individual strategies are outlined under each outcome area and have been evaluated below as either **Completed** or **Partially Completed**

#### Outcome 1: Young people feel safe, valued and included in their community.

Overall rating – Completed		
	Evaluation rating	Future action
Strategy 1.1 Improve the safety of young people in the community through the development of youth specific community safety initiatives.	Completed	Ongoing/ Business as usual
Strategy 1.2 Ensure that City-wide events and facilities are inclusive and youth friendly.	Completed	Ongoing/ Business as usual
Strategy 1.3 Promote the positive contribution of young people to the City and counter negative stereotypes.	Completed	Ongoing/ Business as usual



**Outcome 2: Young people have access to events, programs, services and facilities that meet their needs.**

<b>Overall rating - Completed</b>		
	<b>Evaluation rating</b>	<b>Future actions</b>
Strategy 2.1 Continue to provide youth specific events, services and facilities, and develop new provision where gaps are identified.	Completed	Ongoing/Business as usual
Strategy 2.2 Develop initiatives that target and support young people with key issues of concern - namely transport, finance, education, training and employment.	Completed	Ongoing/Business as usual
Strategy 2.3 Develop or support services and programs that improve the wellbeing of vulnerable or at risk young people.	Completed	Ongoing/Business as usual
Strategy 2.4 Provide information and programs for parents/caregivers of young people to build their knowledge, capacity and confidence.	Partially completed	Develop and deliver education workshops for parents of teens on topics of relevance
Strategy 2.5 Utilise the Cockburn Youth Services staffing to continue to respond to youth need and gap areas.	Completed	Ongoing/Business as usual

**Outcome 3: Young people are well informed and involved in decision making.**

<b>Overall rating – Completed</b>		
	<b>Evaluation rating</b>	<b>Future action</b>
Strategy 3.1 Provide information to young people in ways that resonate with current youth culture.	Completed	Ongoing/ Business as usual
Strategy 3.2 Continue to develop innovative initiatives that enable young people to be involved in City planning and decision making.	Completed	Ongoing/ Business as usual
Strategy 3.3 Develop and implement mechanisms that give all young people the opportunity to contribute to their community.	Completed	Ongoing/ Business as usual

**Outcome 4: The City has strong partnerships and advocates for the current and emerging needs of young people**

<b>Overall rating - Completed</b>		
	<b>Evaluation rating</b>	<b>Future action</b>
Strategy 4.1 Build and maintain strategic partnerships which strengthen the community's ability to respond to the current and emerging needs of young people.	Completed	Ongoing/Business as usual
Strategy 4.2 Use the City's position and influence to advocate on issues of importance for young people and youth/community service providers in Cockburn.	Completed	Ongoing/ Business as usual

**Key Learnings**

- Cockburn Youth Services has a reputation across the youth and community services sectors for providing high quality and responsive youth programming which meets the needs of local young people.
- Cockburn Youth Services is a key driver in the delivery of innovative programs and services for young people who live, study, recreate or



work in the wider Cockburn area.

- The Cockburn Youth Centre continues to be a social, recreational, learning and support hub, providing specialised services from qualified staff which allow young people to continuously improve their life skills, health and overall wellbeing.
- Ongoing delivery of skatepark events, school holiday programs, youth development initiatives and in-centre activities at the Cockburn Youth Centre are highly beneficial in meeting the key educational, recreational and social needs of many of the City's young people.
- The City's Youth Outreach Programs continue to support young people in their efforts to remain engaged in education, reconcile with their families, maintain high levels of physical and mental health and reduce their risk of offending in the community.
- Maintaining productive working relationships with key stakeholders throughout the life of the Strategy is imperative for achieving positive outcomes for young people. Where these relationships were not maintained, achieving positive outcomes was less likely.

#### Recommendations

- The City should conduct a youth community safety audit to assist with young people feeling safe (Strategy 1.1.3)
- The City should develop and deliver education workshops for parents of teens on topics of relevance (Strategy 2.4.1)
- The City should develop an interactive online forum to seek the opinions of young people (Strategy 3.1.3)
- The vast majority of the strategies listed in the Youth Services Strategy 2017-2022 should be considered 'business as usual' in any future youth planning processes.

#### Summary

13 strategies: 12 completed, 1 partially completed

#### Contact us:

##### City of Cockburn

9 Coleville Crescent, Spearwood WA 6193

PO Box 1215, Bibra Lake DC Western Australia 6965

Telephone: 08 9411 3885

Email: [ehillman@cockburn.wa.gov.au](mailto:ehillman@cockburn.wa.gov.au)



# CITY OF COCKBURN YOUTH SERVICES CONSULTATION 2024

## Themes and recommendations

### About this document

This document provides an overview of the themes that emerged from the consultation and research as well as ideas and recommendations for the City to consider over the next five years.

Youth Affairs Council of WA (YACWA)  
[www.yacwa.org.au](http://www.yacwa.org.au)



Contents

Acknowledgement of Country ..... 2

Introduction ..... 3

The positives..... 3

Themes for focus and recommendations ..... 4

    Theme 1: Equity of access and inclusion..... 4

    Theme 2: The built environment and safety ..... 6

    Theme 3: Communication and engagement ..... 7

    Theme 4: Health and wellbeing ..... 9

    Theme 5: Youth support and development ..... 11

The approach..... 12

Acknowledgement of Country

*Cockburn Nyungar moort Beeliar boodja-k kaadadjiny. Koora, yeyi, benang baalap nidja boodja-k kaaradjiny. Ngalak kaadatj dayin boodja, kep wer malayin. Ngalak kaadatj koora koora wer yeyi ngalang birdiya.*

City of Cockburn acknowledges the Nyungar people of Beeliar Boodja. Long ago, now and in the future they care for Country. We acknowledge a continuing connection to land, waters and culture and pay our respects to the Elders, past and present.

## Introduction

This document provides YACWA's perspective on what we see as the main themes that came through the youth services consultation conducted in 2024. It also identifies where we see areas for action, which have been listed as ideas and recommendations. The ideas and recommendations are grounded in the context of current youth provision, the strategic landscape, what we heard through consultation, and what may have traction or buy in. This document does not explore resources, timeframes or staffing.

It is important to remember when reflecting on some of the ideas and recommendations that these are suggestions for work over the next five years; not a list of things to act on immediately. Most of them are noted as areas for exploration. The City may explore some of these ideas and find them unfeasible.

This document has been developed because the City has indicated that is likely to move away from having a formal Youth Plan. This information should be used to inform the shorter Service Plan and also to develop yearly operational plans. We recommend that, where appropriate, this information is distributed and discussed with other business units. The comprehensive *Background Paper* can be used to understand where the information has come from and to deep dive when further information is required at any time over the next five years.

## The positives

It is easy to dive straight into the challenges and what we should do about them. However, this can paint a negative picture of an organisation or area, and also means we skip over all the good things. The positives for young people in the City of Cockburn should be celebrated and it is also important that we highlight what the City should keep and capitalise on over the next five years.

Throughout the consultation, we only heard good things about the staff at the City's Youth Services. They were talked about as being helpful, proactive, inclusive and open to partnerships and collaborations. The City appears to retain youth services staff and employ people who work well with young people, so should continue to have a strong focus on this. It was also noted that the City has a strong, and well-functioning Youth Advisory Collective (YAC).

We also heard that the City collaborates well with surrounding local government authorities (LGAs) which strengthens what the City is able to provide for young people in and around the area. LGA collaboration is especially important for the youth population as this demographic is highly transient, typically not knowing, or caring which council provides what.

Most people talked about appreciating the diverse range of places, spaces and facilities that were available to young people in Cockburn. Cockburn is in a fairly unique position in that it has natural bushland and beaches. It also has a very large shopping centre (Cockburn Gateway), as well as a well-equipped aquatic and recreation centre (the ARC), and novel facilities such as Adventure World and Cockburn Ice Arena. Many of these were considered easy to access because they were located near public transport. People also noted that there is quite a lot of

free and low-cost things for young people to do especially at or through the Cockburn Youth Centre.

Many people talked about the strong sense of community being a positive aspect of living in the City. We also heard from many sources that the City felt accepting and inclusive, especially for young people who identified as part of the LGBTIQA+ community or who were neurodivergent.

Finally, whilst gaps were noted, and will be addressed later, people expressed that compared with other LGAs, the City had a reasonable service landscape. Stakeholders also said that the City was well connected with services and organisations and that services seem to mostly collaborate. This was born out in the strong response we received to requests for one-on-one interviews and in the contribution to the solution-focused roundtable.

## Themes for focus and recommendations

YACWA identified five main themes through the research and consultation process. This section provides YACWA's perspective on the most important points within these themes and recommendations and/or ideas for further exploration over the next five years. It is always the case that a 'pie can be cut many ways'. We have aimed to theme and group things in a way that seems logical, but young people's needs are intersectional and connected, so recommendations in one area may also help and support another.

### Theme 1: Equity of access and inclusion

There was a strong theme around the concentration of what is on offer to young people being around the Cockburn Youth Centre and the around Cockburn Central in general. Many felt that youth services had become too centralised, and that young people in Coolbellup, Hamilton Hill and Spearwood less able to access City youth services. This was compounded by the fact that there has been proportionally higher growth of young people in Spearwood and Coolbellup, and young people in these areas are at more disadvantage or have greater need for specialised services. For example:

- SEIFA scores show young people in Hamilton Hill and Coolbellup experience a higher level of disadvantage
- There is a higher proportion of young people in Hamilton Hill, Spearwood, Coolbellup and South Lake who are disengaged from study and employment
- There is a higher Aboriginal population than the City average in Coolbellup

Whilst considered a strength for young people in some areas, transport was identified as a barrier for young people living in other areas; namely Coolbellup, Hamilton Hill, Hammond Park and Aubin Grove.

The cost of living was identified by both young people and parents/caregivers as the biggest barrier for young people accessing events/activities/places. Whilst largely out of scope of an LGA to address, making ends meet and making hard financial choices it is something that is only going to get more difficult for young people and families, so needs to continue to be on the radar of the City.

*Ideas and recommendations that relate to equity of access*

1.1	Explore how the City's services can be expanded into areas with less provision. This could include exploring: <ul style="list-style-type: none"> <li>• An outreach model through parks and ovals</li> <li>• Pop up activities at local community centres</li> <li>• Building on the City's BlissCo model</li> </ul>
1.2	Explore how the City can work in partnerships with local community groups, community champions, Aboriginal Elders and others to deliver youth activities and services in areas with less provision. Conversations should be held with: <ul style="list-style-type: none"> <li>• Local Residents Associations</li> <li>• Not-for-profits, non-government organisations and charities servicing the suburbs identified above</li> <li>• Neighbouring LGAs</li> </ul> This may look like developing youth focused networks in Coolbellup, Hamilton Hill and Spearwood. There could be funding opportunities for a collective impact model explored with Imagined Futures.
1.3	Explore the option of developing a shuttle bus service to transport young people in areas with less public transport to activities and events around Cockburn Central
1.4	Consider advocating for CAT bus services in the City of Cockburn

In terms of inclusion, we heard that there was sometimes not enough access to things for young people with disabilities. This information came primarily from parents and caregivers of this group of young people; though young people who identified as having a disability were more likely to choose access to opportunities as being an issue than young people more broadly.

In terms of sport and recreation, it was identified that there needs to be more teen programming for young people at the ARC. We also heard that young people found gym memberships unaffordable, however we didn't hear anyone talk about the discounted teen memberships Cockburn ARC offers. Some people talked about organised sport being well provided for, however said that this often left no room for casual sporting options. For young people of lower income, more vulnerabilities or less ability to commit (for a range of reasons), there was an identified need for more casual or 'have a go sport', and physical activity opportunities.

Finally it was noted that some of the newer suburbs, primarily Treeby have a very high population of families for whom English is a second language. This needs to be considered when planning services for young people in these newer areas.

*Ideas and recommendations that relate to activities and inclusion*

1.5	Consider opening up a conversation with young people with disabilities and their families about how services across the City can better support their needs
1.6	Explore expanding what is offered for teens in the Cockburn ARC, including how the centre can support casual options (i.e. free or low-cost access in off-peak)
1.7	Better promote the reduced rate for teens to use the gym at the ARC. The ARC could look at developing a program around gym training at the centre
1.8	Explore how the City can better support young people to try sports and use City spaces and facilities for sport and physical activity in a casual way
1.9	Engage with the Treeby community to explore the needs of this demographic and keep an eye on emerging statistics around numbers of young people from migrant communities

**Theme 2: The built environment and safety**

There were some strong themes that emerged around the built environment. A lot of young people talked about Cockburn Central being unpleasant. They talked about it being visually unappealing, car centric, unsafe for pedestrians and having lots of litter and rubbish. Young people talked about areas with poor lighting which lead to them feeling unsafe at night time. Young people are more likely to be on foot, cycling, scooting or cycling, so poor lighting has a greater impact on their safety.

We heard that whilst there is some good access to parks and ovals across the City that increasingly with new urban developments, the public spaces are pocket parks which makes it difficult to activate for young people meaningful ways.

We heard that there was a strong desire for the City to build the Aboriginal Cultural and Visitors Centre (ACVC) and that has been talked about and been in draft concept stage for quite some time. It was considered that the ACVC would be an excellent opportunity to provide another place for young people to gather and activities for young people, especially Aboriginal and Torres Strait Islander young people and young people living in the under-served Coolbellup.

*Ideas and recommendations that relate to the built environment*

2.1	Ensure young people are brought into conversations around urban planning (cross reference with 3.7)
2.2	Utilise information gathered through this consultation to support the progress of the ACVC
2.3	If the ACVC progresses over the next five years, put together a project specific group of young people that are supported to feed into the design and development of the building

Safety was a strong theme of the City's previous *Youth Strategy 2017 – 2022*; with the strategy 1.1 being 'improve the safety of young people in the community through the development of youth specific community safety initiatives'. The initiatives identified in the previous Strategy's implementation plan include:

- Work with schools to develop young people's understanding of the role of CoSafe, through tailored promotional material
- Develop a Co-Safe 'when to call Co-Safe' promotional video targeted at young people
- Visit and identify areas of the City that young people feel unsafe, in a community safety youth audit

It is YACWA's understanding that these initiatives were not delivered; however safety came up time and time again across the consultation as a big issue for young people. In terms of solutions, better utilisation of CoSafe and building young people's trust of an understanding of CoSafe was mentioned many times.

We heard that young people coming in from other areas due to the triangulation of the train station, Youth Centre and Cockburn Gateways was a problem because increasing numbers are engaging in anti-social behaviour. In the FY25 Service Plan document, the Community Safety and Ranger Services section talks about 'collaborating with internal and external stakeholders to address youth crime'. The Community Perceptions scorecard also supports a need for work in this space. There was an across-the-board sentiment that there needs to be something 'after hours' in the Cockburn Central area for young people once the Youth Centre closes.

Finally, we heard from some stakeholders that there may be opportunities in under-utilised buildings such as schools. Port School identified that their school is an amazing facility which is only used 40 weeks of the year during school hours. They felt that creative partnerships and funding utilised strategically could see present an opportunity to run diversionary programs from their site in the future.

#### *Ideas and recommendations that relate to the youth safety*

2.4	Re-explore community safety initiatives identified in the previous Youth Strategy, especially as they relate to CoSafe with an exploration of how young people can be made more aware of their services
2.5	Collaborate with the Police, Cockburn Gateway and other stakeholders to explore what can be provided for young people after hours to help divert anti-social behaviour
2.6	Explore partnerships with organisations and schools that can offer spaces for diversionary programs

### **Theme 3: Communication and engagement**

LGAs typically struggle with communicating with young people. The City has more avenues than some, having young people physically attending the youth centre, as well as access to the Youth Services' own Facebook and Instagram pages. Despite this, not being aware of things on offer is still a significant barrier young people. There were many occasions when things desired by parent/caregivers, young people and on occasion stakeholders were already being provided by the City and it appeared that it was more and better communication that was required, rather than more activities or programs. In addition, some smaller, less resourced organisations would like help from the City to promote what they offer and help with getting young people engaged.

In terms of what we learned from the consultation about how to engage with young people, we know that the City needs to go where young people are at. We heard that posters and flyers are still important, but that they need to be placed where young people hang out, e.g. bus stops, the youth centre, fast food places or the shopping centre.

In terms of social media, the survey showed that young people aged 18 to 25 are more likely to use it to find out what is going on with 40% of this demographic using Facebook and 48% using Instagram. Teenagers use social media less to find out what's going on, but if social media is utilised for this group, then Instagram and TikTok are the most effective platforms. It is especially helpful to pick up on trending memes, soundbites and trending dances to capture this audience. We know that teenagers still find out about a lot of what is on from their parents/caregivers, and parents/caregivers still use Facebook, especially community pages as their primary method of finding out what is on.

Whilst internet connection in the home is no longer a question in the census, data from 2016 suggests that pockets of the City in lower socio-economic areas have less access. Staff from a school in a lower-socioeconomic area also indicated that some students don't have access. It's likely that with rising cost of living, that things like home WiFi and phone plans will start to be impacted. Online access will also affect young people who are in unstable accommodation situations.

#### *Ideas and recommendations that relate to communication*

3.1	Map hotspots where young people gather and use those to target placement of activity, event and other and informational posters.
3.2	Upskill Youth Services and Communications staff on how to use current and trending platforms and tools (i.e. memes, soundbites) to connect with young people.
3.3	Continue to promote to parents/caregivers through Facebook (both City and community Facebook pages)
3.4	The City should be aware of the 'potential' for many young people to struggle with internet access and build young people's awareness of free WiFi options in the City and promote, support and encourage them to use these venues.

As identified earlier, the City has a strong Youth Advisory Collective (YAC)—they meet regularly and have reliable and capable members. However YACs are only the beginning of youth engagement and should never been seen as the only way that any organisation gets young people's input into planning and decision making.

A number of the things we heard that impacted young people or that they were most concerned about fell outside of the scope of youth services to deliver on. Examples include lighting, pedestrian safety, footpaths, cleanliness, urban planning and so on. There is a need for both the YAC to have more input into strategic planning and policy, but also for there to be plans to include other groups of young people in this work.

We also heard that there was generally low engagement by elected members with young people. Staff and stakeholders said that they did not really connect with young people, nor did they understand or support some of the issues that were important to them. There was some

discussion around getting councillors more involved with the YAC. At the solutions roundtable, there was discussion around appointing a Junior Mayor and youth ward councillors.

*Ideas and recommendations that relate to engagement*

3.5	Review the City's Engagement Framework to build in youth-friendly consultation and engagement mechanisms
3.6	Continue to build relationships with schools and other groups, so that the City can work with them to deliver quick youth engagements on different issues, i.e. a short survey, a quick focus group, or a yarn on a particular topic.
3.7	Consider using short-term, purposeful youth groups or workshops for engagement on projects, policies or strategies. An example would be holding a short term youth reference group on input into the Aboriginal Cultural and Visitors Centre. Another would be holding a one off workshop on street and footpath lighting.
3.8	Develop mechanisms for the YAC to be used more broadly across the City. This could include things like: <ul style="list-style-type: none"> <li>• Regularly inviting staff from other business units and Elected Members to YAC meetings</li> <li>• Profiling the YAC and distributing to different business units</li> <li>• Upskilling YAC members to attend and/or contribute to meetings in non-youth service areas</li> </ul>
3.9	Continue to develop the YAC to be in line with best practice through regular training opportunities and exploring reimbursement for work
3.10	Explore how Elected Members can better connect with young people, especially the YAC

## Theme 4: Health and wellbeing

In the consultation, mental health was revealed to be the biggest issue for young people. The second most prevalent issue—school and study stress, also related to wellbeing. School and study stress was the most prevalent issue for school-aged young people; and was even higher for young people who identified as neurodivergent. We heard in general that schools are struggling to meet the needs of young people and that CARE schools and alternative options are over capacity. Bullying in schools was also identified as an issue.

We heard that there was inequity of access and support for home-educated students and parents. Some stakeholders talked about this being an increasing problem as with schools struggling to address the needs and many CARE schools being full, homeschooling numbers were increasing.

Many stakeholders talked about the long wait times for diagnosis of things like autism, ADHD, mental health concerns and so on. Young people were very concerned about the lack of mental health service provision in the area. Young people talked about it being difficult to access counselling and the closest Headspace (Fremantle) being quite inaccessible. We heard that the cost of living was impacting on young people's ability to access support and services.

Housing affordability was the second most important issue for young people aged 18 to 25 affecting nearly 60%. Stakeholders said that housing costs in many parts of Cockburn meant that young people are being pushed out when they want to leave home for cheaper places like Kwinana, Rockingham and Armadale. It was also identified that there was a significant lack of youth crisis accommodation in the area and likely a lot of hidden youth homelessness.

The City of Cockburn is in a unique position in that it receives State Government funding to provide youth justice mentoring. This work was well regarded by people who work with at-risk young people and desired to continue.

Finally, the National Principles for Child Safe Organisations (National Principles) provide a framework to guide organisations in developing child safe cultures and practices, including the ability to identify risks and take agreed actions to prevent, respond to and child abuse. One of the risks identified in the FY2025 Service Plan for Youth Services was 'harm to young people by inappropriate staff behaviour or from other young people'. Given the work that the City does with direct youth services, with children as young as 10, including vulnerable young people in the youth justice space, the City should have a child and youth safety working group<sup>1</sup> looking at this work with an ongoing child-safety plan or strategy in place.

***Ideas and recommendations that relate to health and wellbeing***

4.1	Continue to work with all schools, including alternative and CARE schools, to link students in with supports through the Cockburn Youth Services
4.2	Continue to offer the Cockburn Youth Services to home-educated young people and link them in with other services and activities in the City
4.3	Advocate for Headspace to establish a branch or outreach model at the Cockburn Youth Centre.
4.4	Link in with advocacy and collaboration in the Family and Domestic Violence and housing space as these are a current source of State Government focus and funding. Work in this space may attract opportunities into Cockburn.
4.5	Continue to provide access to free or low cost programs, events and spaces for young people and their families
4.6	Continue to provide the Youth Justice Mentoring program and maintain strong connections with youth and community policing.
4.7	Develop (or continue to develop) a child and youth safe working group and plan for the City's work with children and young people.

<sup>1</sup> This may already be occurring, but we didn't hear child safety mechanisms, or a working group or document mentioned during the consultation.

## Theme 5: Youth support and development

Access to opportunities and difficulty finding a job were big issues for young people. The latter of these is unusual given the location of the City, with lots of entry level positions likely being available in the multiple food outlets, retail outlets (i.e. Cockburn Gateway) and places like Adventure World. Given that the State also has a current skills shortage, and many places find it hard to get workers, there seems to be a role for the City to help connect young people with jobs that are available. Organisations also reported finding it hard to link young people with fields they're interested in for work experience and there was some discussion around the City providing more traineeships and work experience.

Research on the world of work reveals that more young people are working in the digital space and a gig economy. We heard that there could be support for young people getting practical, entrepreneurial skills, such as setting up as a sole trader, managing tax, getting an ABN, insurance and WWCC.

A strong theme was the lack of volunteering opportunities for young people. City staff and organisations talked about the challenges of matching young people up with meaningful opportunities and the red tape and bureaucracy involved. There was a very low self-reported rate of volunteering in the youth survey, in comparison with work that YACWA has done with other LGAs in this space.

A unique finding of the consultation was the number of residents groups who were either already proactively trying to get young people involved in their group or had the desire to. There is real potential to get young people involved in resident groups to make impact at a local and grassroots level.

### *Ideas and recommendations that relate to support and development*

5.1	Explore the idea of an event at Cockburn Gateway that involved jobs promotion from the retailers, activities to upskills such as work place attire, resume writing and speed interviewing.
5.2	Explore how the City's traineeships, internships and work experience programs can provide more opportunities for young people
5.3	Explore the development an entrepreneurial skills program for young people. This could include workshops, skills session and/or a youth makers market
5.4	The City's volunteering program should explore working with youth services, schools and other organisations to build youth volunteering opportunities. This could be linked with young people's community service hours they may need to accumulate though school, Guides/Scouts and the like.
5.5	Consider developing a piece of work with residents groups that upskills them in their ability to recruit and work with young people in their committees

## The approach

As outlined above, this report and the ideas and recommendations are based on a detailed *Background Paper*. This paper should be used, alongside best practice evidence over next five years to ensure that decisions are informed by the data. Whilst YACWA has pulled out some of the more feasible ideas, and those that we believe are well matched the to the data, there are other ideas that were suggested during the consultation and especially during the one-on-one interviews and solutions focused roundtable that should be reviewed by the City.

It is also important for the City to regularly review new data when it emerges. For example the census data is already three years out of date, and Youth Servies should examine the 2026 census data when it is released and plan accordingly.

Finally, within each of the ideas and recommendations listed above the City should consider its role. We have identified four critical roles the City may play in the table below. Sometimes the City will have more than one role to play in any given area.

#	Role	Outline
1	<b>Provider</b>	Delivers the initiative, activity, service, or facility
2	<b>Partner</b>	Collaborates or is part of making the action happen
3	<b>Advocate</b>	Talks about or promotes the issue to people who need to listen
4	<b>Funder</b>	Provides money or resources to support the action

14.5 Office of the CEO

Type of Interest	Nature of Interest
Mayor Howlett submitted an Impartiality Interest, pursuant to Regulation 22 of the <i>Local Government (Model Code of Conduct) Regulations 2021</i> for Item 14.5.1.	I am a WALGA State Councillor that will be considering this Agenda item at a future State Council Meeting.

14.5.1 (2024/MINUTE NO 0223) WALGA’s Local Government Elections Advocacy Positions

Executive	Chief Executive Officer
Author	Manager Legal and Compliance
Attachments	1. WALGA Advocacy Position - New Local Government Act <a href="#">↓</a> 2. Local Government Reform Proposal Submission <a href="#">↓</a>

**Officer Recommendation/Council Decision**  
MOVED Cr C Reeve-Fowkes SECONDED Cr M Separovich  
  
That Council SUPPORTS the following Local Government Election Advocacy Positions for adoption by WALGA:  
  
1. PARTICIPATION – (a) The sector continues to support voluntary voting at Local Government elections;  
  
2. TERMS OF OFFICE – (a) The sector continues to support four-year terms with a two-year spill;  
  
3. VOTING METHODS – (a) The sector supports First Past the Post (FPTP) as the preferred voting method for general elections. If Optional Preferential Voting (OPV) remains as the primary method of voting, the sector supports the removal of the ‘proportional’ part of the voting method for general elections;  
  
4. INTERNAL ELECTIONS – (a) The sector supports First Past the Post (FPTP) as the preferred voting method for all internal elections;  
  
5. VOTING ACCESSIBILITY – The sector supports the option to hold general elections through:  
    (a) Electronic voting; and/or  
    (b) Postal voting; and/or  
    (c) In-Person voting;  
  
6. METHOD OF ELECTION OF MAYOR – The sector supports:  
    (a) As per the current legislation with no change – Class 1 and 2 local governments directly elect the Mayor or President (election by electors method), with regulations preventing a change in this method.  
  
**CARRIED 10/0**

Background

WALGA recently undertook a comprehensive review and analysis of 5 ordinary election cycles up to and including the 2023 Local Government election against the backdrop of legislative reforms to the Local Government electoral process.

The review and report focused on postal elections conducted exclusively by the Western Australian Electoral Commission (WAEC), with the analysis finding evidence of the rising cost of conducting Local Government elections in Western Australia.

The *Local Government Amendment Act 2023* introduced a range of electoral reforms that came into effect prior to the 2023 Local Government ordinary elections:

- the introduction of Optional Preferential Voting (OPV);
- extending the election period to account for delays in postal services;
- changes to the publication of information about candidates;
- backfilling provisions for extraordinary vacancies after the 2023 election;
- public election of the Mayor or President for larger Local Governments;
- abolishing wards for smaller Local Governments; and
- aligning the size of councils with the size of populations of each Local Government (change to representation).

Following requests from several Zones, WALGA undertook a comprehensive review and analysis of 5 ordinary election cycles up to and including the 2023 Local Government election against the backdrop of these legislative reforms.

The review and report focused on postal elections conducted exclusively by the Western Australian Electoral Commission (WAEC), with the analysis finding evidence of the rising cost and a reduction in service of conducting Local Government elections in Western Australia.

All Local Governments are now being asked to provide a Council decision on WALGA's advocacy positions as they relate to Local Government Elections, to see if the positions are still current.

## Submission

N/A

## Report

The WALGA Elections Analysis Review and Report was presented to State Council 4 September 2024, with State Council supporting a review of WALGA's Local Government Elections Advocacy Positions.

WALGA is requesting Councils consider the current and alternative Elections Advocacy Positions and provide a response back to WALGA for the December 2024 State Council meeting.

WALGA State Council current advocacy positions:



The following is a summary of WALGA's current Advocacy Positions in relation to Local Government Elections:

### **2.5.15 ELECTIONS Position Statement**

The Local Government sector supports:

1. Four year terms with a two year spill
2. Greater participation in Local Government elections
3. The option to hold elections through: • Online voting • Postal voting, and • In-person voting
4. Voting at Local Government elections to be voluntary
5. The first past the post method of counting votes

The Local Government sector opposes the introduction of preferential voting, however if 'first past the post' voting is not retained then optional preferential voting is preferred.

#### *Background*

The first past the post (FPTP) method is simple, allows an expression of the electorate's wishes and does not encourage tickets and alliances to be formed to allocate preferences.

WALGA has requested the following advocacy positions be considered by Councils:  
State Council Resolution February 2022 – 312.1/2022 December 2020 – 142.6/2020  
March 2019 – 06.3/2019 December 2017 – 121.6/2017 October 2008 – 427.5/2008

### **2.5.16 METHOD OF ELECTION OF MAYOR Position Statement**

Local Governments should determine whether their Mayor or President will be elected by the Council or elected by the community.

State Council Resolution February 2022 – 312.1/2022 March 2019 – 06.3/2019  
December 2017 – 121.6/2017

### **2.5.18 CONDUCT OF POSTAL ELECTIONS Position Statement**

The *Local Government Act 1995* should be amended to allow the Australian Electoral Commission (AEC) and any other third party provider including Local Governments to conduct postal elections.

#### *Background*

Currently, the WAEC has a legislatively enshrined monopoly on the conduct of postal elections that has not been tested by the market.

WALGA has requested the following advocacy positions be considered by Councils:

### **1. PARTICIPATION**

- (a) The sector continues to support voluntary voting at Local Government elections.
- OR
- (b) The sector supports compulsory voting at Local Governments elections.



It is recommended that the City supports option (a), the sector's continued support of voluntary voting at Local Government elections.

## 2. TERMS OF OFFICE

- (a) The sector continues to support four-year terms with a two year spill;
- OR
- (b) The sector supports four-year terms on an all in/all out basis.

It is recommended that the City supports option (a), the sector's continued support for four year terms, with a two year spill.

## 3. VOTING METHODS

- (a) The sector supports First Past the Post (FPTP) as the preferred voting method for general elections. If Optional Preferential Voting (OPV) remains as the primary method of voting, the sector supports the removal of the 'proportional' part of the voting method for general elections.
- OR
- (b) The sector supports Optional Preferential Voting (OPV) as the preferred voting method for general elections.

It is recommended that the City supports option (a), the sector's support of FPTP as the preferred method for general election and if OPV remains, the sectors support of the removal of the proportional part of the voting method for general elections.

## 4. INTERNAL ELECTIONS

- (a) The sector supports First Past the Post (FPTP) as the preferred voting method for all internal elections.
- OR
- (b) The sector supports Optional Preferential Voting (OPV) as the preferred voting method for all internal elections.

It is recommended that the City supports option (a), the sector's support of FPTP as the preferred voting method for all internal elections.

## 5. VOTING ACCESSIBILITY

The sector supports the option to hold general elections through:

- (a) Electronic voting; and/or
- (b) Postal voting; and/or
- (c) In-Person voting.

It is recommended that the City supports the sector's support of the option to hold elections through electronic voting, postal voting, or in person voting.

## 6. METHOD OF ELECTION OF MAYOR

The sector supports:

- (a) As per the current legislation with no change – Class 1 and 2 local governments directly elect the Mayor or President (election by electors method), with regulations preventing a change in this method.



- (b) Return to previous legislated provisions – all classes of local governments can decide, by absolute majority, the method for electing their Mayor or President.
- (c) Apply current provisions to all Bands of Local Governments – apply the election by electors method to all classes of local governments.

It is recommended that the City supports option (a), the sector's support of the current legislation, with class 1 and 2 local government election by electors of the Mayor or President.

To inform an item for the December meeting of State Council, Council decisions are required to be submitted to WALGA by Monday 28 October 2024. Local Governments will also be able to provide feedback through the November round of Zone meetings.

### **Strategic Plans/Policy Implications**

#### Listening and Leading

A community focused, sustainable, accountable, and progressive organisation.

- Best practice Governance, partnerships and value for money.
- High quality and effective community engagement and customer service experiences.

### **Budget/Financial Implications**

There are no budget implications from the recommendations in this report.

### **Legal Implications**

There are no legal implications from the recommendations in this report.

### **Community Consultation**

N/A

### **Risk Management Implications**

The City is not required to make a submission to WALGA, however has the opportunity to provide feedback on key Election Advocacy Positions of WALGA.

### **Advice to Proponent(s)/Submitters**

N/A

### **Implications of Section 3.18(3) *Local Government Act 1995***

Nil





# Advocacy Positions for a New Local Government Act

## Key issues from recent inquiries into Local Government

**December 2020**





---

## About WALGA

The WA Local Government Association (WALGA) is working for Local Government in Western Australia. As the peak industry body, WALGA advocates on behalf of 139 Western Australian Local Governments. As the united voice of Local Government in Western Australia, WALGA is an independent, membership-based organization representing and supporting the work and interests of Local Governments in Western Australia. WALGA provides an essential voice for 1,220 Elected Members, approximately 22,000 Local Government employees (16,500 Full Time Equivalent's) as well as over 2.5 million constituents of Local Governments in Western Australia.

## Contacts

Nick Sloan  
Chief Executive Officer  
[nsloan@walga.asn.au](mailto:nsloan@walga.asn.au)

James McGovern  
Manager Governance and Procurement  
[jmcgovern@walga.asn.au](mailto:jmcgovern@walga.asn.au)

Tony Brown  
Executive Manager Governance and  
Organisational Services  
[tbrown@walga.asn.au](mailto:tbrown@walga.asn.au)

Tim Lane  
Manager Strategy and Association  
Governance  
[tlane@walga.asn.au](mailto:tlane@walga.asn.au)



Contents

**About WALGA** ..... 2

    Contacts ..... 2

**Recommendations** ..... 4

**Background** ..... 7

    Local Government Review Panel..... 7

    City of Perth Inquiry ..... 7

    Select Committee into Local Government..... 7

**Key Issues** ..... 8

    New Local Government Act ..... 8

    Legislative Intent ..... 9

    Intergovernmental Cooperation ..... 12

    Elections..... 13

    Rating Exemptions ..... 16

    Fees and Charges ..... 17

    Road Funding..... 18

    Regional Collaboration ..... 19

    Community Engagement ..... 22

    Roles and Responsibilities..... 24

    External Oversight ..... 26

    Financial Management and Procurement ..... 28

    Accountability and Audit ..... 33



## Recommendations

### New Local Government Act

That the State Government prepare a new Local Government Act as a priority.

### Legislative Intent

That the following key principles be embodied in the Local Government Act:

1. Uphold the general competence principle currently embodied in the Local Government Act
2. Provide for a flexible, principles-based legislative framework
3. Promote a size and scale compliance regime
4. Promote enabling legislation that empowers Local Government to carry out activities beneficial to its community taking into consideration Local Governments' role in creating a sustainable and resilient community through:
  - i. Economic development
  - ii. Environmental protection, and
  - iii. Social advancement
5. Avoid red tape and 'de-clutter' the extensive regulatory regime that underpins the Local Government Act, and
6. The State Government must not assign legislative responsibilities to Local Governments unless there is provision for resources required to fulfil the responsibilities.

### Intergovernmental Cooperation

That a Partners in Government Agreement promoting a collaborative partnership approach be signed by the Premier, Minister for Local Government, Western Australian Local Government Association and Local Government Professionals WA at the commencement of each term of the State Government.

### Elections

The Local Government sector supports:

1. Four year terms with a two year spill
2. Greater participation in Local Government elections
3. The option to hold elections through:
  - Online voting
  - Postal voting, and
  - In-person voting
4. Voting at Local Government elections to be voluntary
5. The first past the post method of counting votes



6. Local Governments being enabled to determine the number of Elected Members required on the Council between six and 15 (including the Mayor/President)
7. Local Governments to determine if the Mayor or President is elected by the Council or the community at large.
8. Continuation of the property franchise.

#### **Rating Exemptions**

That an independent review of all rate exemptions be undertaken.

#### **Fees and Charges**

That:

1. An independent review be undertaken to remove fees and charges from legislation and regulation and,
2. Local Government be empowered to set fees and charges for Local Government services.

#### **Road Funding**

That the Government returns to Local Government at least 27 percent of motor vehicle licence fee collections.

#### **Regional Collaboration**

That:

1. Local Governments be empowered to form single and joint subsidiaries, and beneficial enterprises, and
2. Compliance requirements of Regional Councils be reviewed and reduced.

#### **Community Engagement**

The Local Government sector supports:

1. Responsive, aspirational and innovative community engagement principles
2. Encapsulation of aims and principles in a community engagement policy, and
3. The option of hosting an Annual Community Meeting to present on past performance and outline future prospects and plans.

#### **Roles and Responsibilities**

That clarification of roles and responsibilities for mayors / presidents, councillors and CEO's be considered to ensure that there is no ambiguity.



---

### External Oversight

The Local Government sector supports:

1. Establishing an Office of the Independent Assessor to replace the Standards Panel to provide an independent body to receive, investigate and assess complaints against elected members and undertake inquiries.
2. Remove the CEO from being involved in processing complaints
3. That an early intervention framework of monitoring to support local governments be provided with any associated costs to be the responsibility of the State Government.

### Financial Management and Procurement

That the Local Government sector:

1. Requests the Minister for Local Government to direct the Department of Local Government to prepare a Model set of Financial Statements and Annual Budget Statements for the Local Government sector, in consultation with the Office of the Auditor General;
2. Requests the Department of Local Government to re-assess the amount of detail required to be included in annual financial reports, in particular for small and medium sized entities as suggested by the Office of Auditor General;
3. Supports Local Governments being able to use freehold land to secure debt;
4. Supports Building Upgrade Finance being permitted for specific purposes such as cladding, heritage and green improvements;
5. Supports the alignment of Local Government procurement thresholds, rules and policies with the State Government.

### Accountability and Audit

That audit committees of Local Government, led and overseen by the Council, have a clearly defined role with an Elected Member majority and chair.



---

## Background

Three significant inquiries relating to Local Government in Western Australia have released their final reports in August and September 2020.

This paper, which was endorsed by State Council on 2 December 2020 (Resolution 142.6/2020), aims to distil key issues raised by these reports and identify strategic advocacy positions of the Local Government sector to inform the strategic direction of legislative reform.

## Local Government Review Panel

As part of the Review of the Local Government Act, the Local Government Review Panel was formed to guide the strategic direction of the review and to recommend high level guiding principles for a new act.

The [Local Government Review Panel Final Report](#) was released on 5 August 2020.

## City of Perth Inquiry

The Authorised Inquiry into the City of Perth was announced on 24 April 2018 by the Minister for Local Government.

The report contains 341 recommendations, of which 132 have implications for the Local Government sector.

The [Report of the Inquiry into the City of Perth](#) was tabled in Parliament on 11 August 2020.

## Select Committee into Local Government

The Legislative Council Select Committee into Local Government commenced on 26 June 2019.

The Committee had broad terms of reference to inquire into Local Government in Western Australia and made a number of recommendations relating to key Local Government sector issues.

The [Select Committee into Local Government Final Report – Inquiry into Local Government](#) was tabled in Parliament on 22 September 2020.



## Key Issues

### New Local Government Act

The Local Government Review Panel Final Report states:

*When the Western Australia Government launched the Local Government Act Review its objectives were to produce 'a new, modern Act that empowers local governments to better deliver for the community', and that local government should be 'Agile, Smart and Inclusive'. Those objectives remain valid.*

### Discussion

The current *Local Government Act 1995* was proclaimed in 1996 and has been effective at enshrining the general competence principle which has enabled Local Governments to govern in the best interests of their communities. However, over the last 25 years there has been significant regulation and compliance obligations added to the legislation.

The current Local Government Act contains ten parts and totals 490 pages. In addition, there are 13 sets of regulations comprising a further 460 pages. This is a legislative burden on the Local Government sector and requires a significant reduction and a move to a principle over prescription approach to a new Act.

The Local Government Act should facilitate Local Governments utilising their general competence powers within a legislative framework that provides for good governance and accountability to the community for decision-making. The Local Government sector seeks a reduced regulatory approach accompanied by best practice guidance, support and assistance.

With a State Election due in March 2021 it is appropriate for the sector to seek a commitment for the progression of a new Local Government Act.

### Local Government Position:

**That the State Government prepare a new Local Government Act as a priority.**



## Legislative Intent

The Local Government Review Panel Final Report recommends:

2. *The Panel recommends the following statement of intent (vision) for a new Act:*  
  
*An Act to provide for a system of local government relevant to Western Australia that develops and supports sustainable, accountable, collaborative and capable local governments through democratic representation, the provision of services, opportunities and enhanced well-being for each and every community.*
3. *The Panel recommends the adoption of the following objectives for a new Act:*
  - a. *Democratic and accountable local government that recognises the diversity of and within Western Australia's communities.*
  - b. *Recognition of the specific needs and culture of Western Australia's Aboriginal people.*
  - c. *Promotion and improvement of the community's economic, social and environmental well-being.*
  - d. *An adaptive and forward-looking legislative framework, which supports and enables councils to provide local leadership for the whole community, and to collaborate with each other and with other key stakeholders at a regional level.*
  - e. *Open and transparent community participation in the decisions and affairs of local governments.*
  - f. *Enhanced capability of the local government sector, with a focus on continuous improvement and sustainability.*
  - g. *Efficient and effective service delivery and regulation that is responsive to current and future community needs.*
  - h. *Informed decision-making by local governments which is in the interest of their communities, within a legislative framework that supports balance and certainty in relation to the different interests of their communities.*
  - i. *Accountability of local governments to their communities through processes that demonstrate good governance.*
  - j. *Support for approaches and opportunities which foster collaboration and cooperation both within the local government sector and across all levels of Government.*
4. *The Panel recommends an Act that is considerably shorter, less prescriptive and minimises the use of regulations by establishing clear principles, robust processes, model charters, guidelines and templates.*
5. *The Panel recognises the diversity of local governments in Western Australia and supports a new Act which is responsive to this but does not recommend the adoption of a multi-tiered legislative framework.*
6. *The Panel recommends the inclusion of a statement of the role and principal functions of local governments that makes it clear their basic statutory responsibilities, retaining the overall power of general competency in the current Local Government Act.*



The Select Committee into Local Government recommends:

1. *The Government consider implementing a compliance regime that differentiates between local governments based on their size and scale where appropriate.*

## **Discussion**

Throughout WALGA's consultation with the sector on the Local Government Act review, there has been overwhelming support for *principles over prescription*, an approach that avoids red tape and declutters the extensive regulatory regime. The following key principles are fundamental drivers of future Local Government legislation.

### ***General competence***

The Local Government Act is founded on the general competence powers principle, which gives Local Governments the legal capacity to do anything that is not prohibited by law. This principle is uniformly supported by the Local Government sector and that it should not be diluted by over-regulating the operations of Local Government.

The general competence principle recognises the democratic mandate of Local Government to represent, plan, and provides services for its community.

### ***Flexible, principles-based legislative framework***

The Local Government Act works well when Local Governments apply their general competence powers within a legislative framework that provides for good governance, with accountability to the community for decision-making.

The Local Government Act should focus on principles and objectives, not on process. Best practice, guidance material and smart people working together to solve problems drive innovation; prescriptive regulation drives compliance for the sake of compliance.

To focus on the process and not the principles and objectives risks embedding today's practice into legislation instead of allowing Local Governments the flexibility to innovate and adapt to new methods and new technologies. Not everything a Local Government should do needs to be legislated. Ultimately, Councils are considered to be generally competent and are accountable to the community through democratic elections held every two years.

### ***Size and scale compliance regime***

There is a marked appetite to differentiate between Local Governments based on size and scale. There is a significant difference in the compliance requirements of the City of Stirling compared to the Shire of Murchison. Areas such as the integrated planning and reporting framework, internal audits and model procurement policies are example areas that could be considered on a size and scale approach.



### ***Promote enabling legislation***

Promote enabling legislation that empowers Local Government to carry out activities beneficial to its community taking into consideration the Local Government's role in creating a sustainable and resilient community through:

- Economic development
- Environmental protection, and
- Social advancement.

There is a need to provide enabling legislation with a 'menu of opportunities' for the sector. Legislation should enable Local Governments to carry out a range of activities, even though all Local Governments may not want to undertake the activity.

### ***Reduce red tape***

WALGA has called for the de-cluttering of the extensive regulatory regime that underpins the Local Government Act. The legislative and regulatory regime represents a considerable challenge to the delivery of effective and efficient governance.

The State Government must not assign legislative responsibilities to Local Governments unless there is provision for resources required to fulfil the responsibilities.

The State Government should not impose responsibilities to Local Governments without adequate resourcing. This principle is contained within the British Columbia Community Charter and is supported by the Local Government sector.

### **Local Government Position:**

**That the following key principles be embodied in the Local Government Act:**

1. Uphold the general competence principle currently embodied in the Local Government Act
2. Provide for a flexible, principles-based legislative framework
3. Promote a size and scale compliance regime
4. Promote enabling legislation that empowers Local Government to carry out activities beneficial to its community taking into consideration Local Governments' role in creating a sustainable and resilient community through:
  - i. Economic development
  - ii. Environmental protection, and
  - iii. Social advancement
5. Avoid red tape and 'de-clutter' the extensive regulatory regime that underpins the Local Government Act, and
6. The State Government must not assign legislative responsibilities to Local Governments unless there is provision for resources required to fulfil the responsibilities.



## Intergovernmental Cooperation

The Local Government Review Panel Final Report recommends:

- 15 *The Panel recommends that the new Act include a set of principles for intergovernmental relations that make clear local government's role and obligations as part of the broader system of government, and that underpin a range of ongoing arrangements such as the State Local Government Partnership.*

### Discussion

Local Government strongly supports the enhanced collaboration between State and Local Government, as two spheres of government responsible for delivering public infrastructure and services for the benefit of the Western Australian community.

A Partners in Government Agreement, to be signed by the Premier, Minister for Local Government and Local Government leaders should contain:

- A preamble highlighting the importance of collaboration and partnership
- Objectives and principles
- Meetings of the Partners in Government Group comprising senior State and Local Government decision makers
- Collaboration aims and ideals, and
- Key focus areas.

Collaboration and partnership between the State and Local Government sectors aims to leverage the strengths of both spheres of Government for the benefit of Western Australia: the State's leadership and policy direction, and Local Government's on-the-ground presence in every community in our large and diverse state.

### Local Government Position:

**That a Partners in Government Agreement promoting a collaborative partnership approach be signed by the Premier, Minister for Local Government, Western Australian Local Government Association and Local Government Professionals WA at the commencement of each term of the State Government.**



## Elections

The Local Government Review Panel Final Report recommends:

19. *Optional preferential voting be adopted in place of the current first past the post system.*
20. *The principle of one vote per person be included in the legislation, subject to Recommendation 21 below.*
21. *Property franchise voting should be replaced with the requirement for local governments to introduce mechanisms for regular and effective consultation with the business community.*
22. *Local government elections are held once every four years, two years after but to otherwise accord with the timing of the State election.*
23. *All local government elections should be overseen by the Western Australian Electoral Commissioner.*
24. *Provision in the new Act for electronic/online voting to be introduced in the future once the integrity of the process can be assured (including allowing for a pilot).*
25. *The Panel makes the following further recommendations in relation to elections:*
  - a. *Postal voting be required, with lodgement of these votes to be allowed in person on and before election day.*
  - b. *The election process extended to provide more time for the issuing and receipt of postal votes.*
  - c. *The information local government candidates must provide at nomination should be expanded to ensure that adequate information is given for voters to make an informed decision. Candidate nomination forms should also include declaration of membership of a political party and these forms should be published and available during the election period.*
  - d. *A caretaker policy should be introduced barring elected members up for re-election from representing the council at events, handing out council grants or donations and moving substantive notices of motion in the period before the election, and a requirement to comply with this policy should be included in the Code of Conduct.*
  - e. *The donor and the candidate should co-sign each declaration of a gift made.*
  - f. *Donations via crowd funding platforms should be regulated so far as possible.*
26. *In respect to elected member representation, the Panel recommends:*
  - a. *Population should be used to determine the number of elected member positions:*



- (i) *Population of up to 5,000 – 5 councillors (including President).*
- (ii) *Population of between 5,000 and 75,000 – 5 to 9 councillors (including Mayor/President).*
- (iii) *Population of above 75,000 – 9 to 15 councillors (including Mayor).*
- b. *Ward boundary reviews, to ensure equitable representation is maintained, should be conducted every four years by the Office of the Electoral Distribution Commissioners, with the support of the WAEC and should be conducted using similar processes and principles that are in place for state electoral boundaries as contained in the Electoral Act 1907.*
- c. *Current classification bands 3 and 4 should not have multiple wards unless the Local Government Commission permits it in the interests of ensuring local democracy is enabled in certain communities.*
- d. *The changes to wards and elected member numbers due to the above recommendations should be phased in.*

### Discussion

The overwhelming majority of Local Governments support retaining four year terms with a half spill every two years. A principle of the current two year election cycle is to support the continuity of knowledge and experience of the Local Government. A key risk of a proposal for an all in/all out term is the loss of knowledge and the influence of a Council.

Promoting voting participation in Local Government elections is a priority and can be achieved through a range of voting options, such as:

- On-line voting
- Postal voting, and
- In-person voting.

In respect to voting methods, Local Governments over the past 40 years have experienced preferential voting, proportionate preferential voting and the current first past the post method. Due to its simplicity, and ease of understanding, the Local Government sector supports first past the post voting.

The Local Government sector opposes compulsory voting in Local Government elections.

In respect to Elected Member representation, the general competence principle should apply, enabling a Local Government to determine the appropriate number, between six and 15 elected members (including the Mayor/President), depending on local requirements. This philosophy also extends to the decision to have a Mayor or President elected by the Council or elected at large by the community.

The Local Government sector supports continuation of the status quo with regards to the property franchise.



---

**Local Government Position:**

**The Local Government sector supports:**

1. Four year terms with a two year spill
2. Greater participation in Local Government elections
3. The option to hold elections through
  - Online voting
  - Postal voting, and
  - In-person voting
4. Voting at Local Government elections to be voluntary
5. The first past the post method of counting votes
6. Local Governments being enabled to determine the number of Elected Members required on the Council between six and 15 (including the Mayor/President)
7. Local Governments to determine if the Mayor or President is elected by the Council or the community at large
8. Continuation of the property franchise.



## Rating Exemptions

The Local Government Review Panel Final Report recommends:

50(c) *The Economic Regulatory Authority (ERA) should be asked to undertake a review of the rating system, including a thorough examination of the case for the current wide range of exemptions.*

The Select Committee into Local Government recommends:

8 *Recognising that the current charitable purposes rate exemption produces perverse outcomes and may inappropriately shield commercial operations from paying rates, the Government clarify the charitable purposes rate exemption in any new local government Act.*

9 *The Government conduct a broad review of the rate exemptions to be included in any new local government Act.*

## Discussion

Exemptions from rates represent significant revenue leakage for Local Government. Recent data indicates that revenue foregone represents approximately two percent of rate revenue. This shortfall in lost revenue must then be made up from other ratepayers.

Rating exemptions relating to charitable purposes are particularly concerning as this exemption has extended in scope beyond its original intent to provide rating exemptions for the commercial undertakings of not-for-profit organisations. For instance, Independent Living Units, which often cost far more than the median house, are often exempt from rates. The net result of this is that millions of dollars of revenue is lost to Local Government which then has to be recouped from other ratepayers, many of whom would not be in a position to afford an Independent Living Unit themselves.

The rating exemptions that are of concern for the sector relate to the following:

- Rating of Charitable Purpose properties
- Department of Housing: Leasing to Charitable Organisations
- Government Trading Entities
- State Agreement Act projects
- State Owned Unallocated Crown Land

On this basis, the Local Government sector supports an independent review of all rating exemptions to enhance equity among ratepayers in the community.

## Local Government Position:

**That an independent review of all rate exemptions be undertaken.**



## Fees and Charges

The Local Government Review Panel Final Report recommends:

- 51 *The Panel recommends that local governments should be able to set reasonable fees and charges according to a rating and revenue strategy, with the oversight of the Audit, Risk and Improvement Committee.*
- 52 *The Panel recommends that local governments and State Government apply cost recovery principles when setting fees and charges.*

### Discussion

Fees and charges represent a significant source of discretionary revenue for Local Governments. Examples include dog registration fees, fees for building approvals and swimming pool entrance fees.

Currently fees and charges are determined by legislation or regulation, with an upper limit set by legislation, or by the Local Government. Fees mandated by legislation often do not keep pace with the cost of delivery meaning that ratepayers will subsidise particular activities without any ability to have input into the setting of the fee.

While cost recovery should be a consideration for the setting of fees and charges, there are some services that Local Governments may choose to subsidise to encourage activities with overall community benefit.

Setting fees and charges is a core government function and should be a deliberative decision of the Council.

### Local Government Position:

That:

1. **An independent review be undertaken to remove fees and charges from legislation and regulation and,**
2. **Local Government be empowered to set fees and charges for Local Government services.**



---

## Road Funding

The Select Committee into Local Government recommends:

7. *The Government consider returning to local governments at least 27 percent of motor vehicle licence fee collections.*

### Discussion

Local Governments are responsible for 127,500km of roads in Western Australia, representing 88 percent of the public road network.

With a replacement value close to \$30 billion, the Local Government road network is a significant state asset that connects people and places and facilitates economic activity across all of Western Australia.

In their final report, the Select Committee into Local Government found that the shortfall between local government expenditure on road preservation and the amount required to maintain roads at their current condition has continued to increase over the past five years to \$155.74 million in 2018-19.

To that end, the Local Government sector advocates for road funding from the State Government to return to 27 percent of vehicle licence fees.

### Local Government Position:

**That the Government returns to Local Government at least 27 percent of motor vehicle licence fee collections.**



## Regional Collaboration

The Local Government Review Panel recommends:

12. *The Panel recommends that the new Act should promote and mandate expanded regional cooperation between local governments by:*
  - a. *Making increased collaboration a specific objective and principle.*
  - b. *Providing an improved model of joint (regional) subsidiaries that can be used for strategic planning, resource sharing, shared services delivery and commercial enterprises (see also Recommendations 14 and 39).*
  - c. *Requiring regional cooperation as part of IPR (see also Recommendation 35).*
13. *The Panel recommends that consideration also be given to the potential need for a new form of 'regional authority' to enable collaboration on specific issues between governments and with other key stakeholders.*
14. *The Panel recommends:*
  - a. *The regional council model is discontinued.*
  - b. *A flexible model of joint (regional) and single (local) subsidiaries be introduced in order to enable:*
    - (i) *collaboration between local governments; and/or*
    - (ii) *involvement of local government in economic development including commercial activities.*
40. *The Panel recommends that the new Act should provide the freedom for local governments to be involved in commercial activities where it is in the public interest and subject to competitive neutrality principles.*
41. *The Panel recommends that 'beneficial enterprises' not be introduced as a new mechanism for local government commercial activities, but that instead an updated and more flexible subsidiary model should provide for the following:*
  - a. *Local government autonomy to establish a single or joint subsidiary to:*
    - (i) *Carry out any scheme, work or undertaking on behalf of the council;*
    - (ii) *Manage or administer any property or facilities on behalf of the council;*
    - (iii) *Provide facilities or services on behalf of the council; and/or*
    - (iv) *Carry out any other functions on behalf of the council.*
  - b. *The subsidiary to be established through a charter.*
  - c. *The charter to be certified by an independent and suitably experienced legal practitioner as within power and National Competition Policy.*
  - d. *Public notice of the proposal to establish the subsidiary to ensure that there are no private operators that would be significantly disadvantaged.*
  - e. *The subsidiary to be able to undertake commercial activities (within the limits of competitive neutrality and a thorough risk assessment).*



- f. *The subsidiary to have the ability to acquire, hold, dispose of or otherwise deal with property.*
  - g. *Dividends able to be paid to member local governments.*
  - h. *The requirement for employees of the subsidiary to be employed under the same award or agreement conditions as the relevant local government/s and within the jurisdiction of the Western Australian Industrial Relations Commission.*
  - i. *No requirement for ministerial approval at the outset, but reserve powers for the Minister for Local Government to intervene if issues arise should be included.*
42. *The Panel recommends local governments should utilise the subsidiary models and, as a general rule, should not form entities outside this, such as under the Associations Incorporation Act, except as a means of establishing or maintaining partnerships with other local or regional organisations in those instances where the local government is not the dominant party.*

### Discussion

The Local Government sector supports streamlined and effective regional collaboration to leverage economies of scale, combined resources and enhanced accountability.

Regional collaboration provides many benefits for the community, including:

- Efficient service delivery leveraging economies of scale
- Enhanced accountability for specific functions, and
- Reduced risk by quarantining ratepayer funds in a separate legal entity

Flexibility for local governments to select and adapt the most suitable collaborative model to local circumstances is crucial for the benefits of regional collaboration to be realised. While competitive neutrality is important, and should be respected, the ability to undertake commercial activities is important, particularly to address instances of market failure.

The subsidiary model, governed by a charter, provides simplicity and can be customised to meet local and service delivery needs.

The beneficial enterprises model provides for a commercial focus while increasing accountability and reducing risk by quarantining ratepayer funds.

To that end, the local government sector supports the ability to utilise a range of fit-for-purpose regional collaborative models.



---

#### Local Government position

##### That:

1. Local Governments be empowered to form single and joint subsidiaries, and beneficial enterprises, and
2. Compliance requirements of Regional Councils be reviewed and reduced.



## Community Engagement

The Local Government Review Panel Final Report recommends:

33. *The Panel recommends that the following community engagement principles should be included in the new Act:*
  - a. *Councils actively engage with their local communities;*
  - b. *Councils are responsive to the needs, interests and aspirations of individuals and groups within its community;*
  - c. *Community engagement processes have clearly defined objectives and scope;*
  - d. *Participants in community engagement have access to objective, relevant and timely information to inform their participation;*
  - e. *Participants in community engagement are representative of the persons and groups affected by the matter that is the subject of the community engagement;*
  - f. *Participants in community engagement are entitled to reasonable support to enable meaningful and informed engagement; and,*
  - g. *Participants in community engagement are informed of the ways in which the community engagement process will influence council decision-making.*
34. *The Panel recommends a Community Engagement Charter be required as a mechanism for guiding and enhancing community participation in local decision-making, and that a model charter be prepared to set parameters and provide guidance on mechanisms to be used.*
35. *The Panel recommends the Annual Electors' Meeting is replaced by an Annual Community Meeting whereby:*
  - a. *As a minimum, councils provide information on their achievements and future prospects;*
  - b. *Councils report on the local government's financial performance and performance against relevant Council Plans;*
  - c. *Both the mayor/president and the Chair of the Audit Committee address the meeting;*
  - d. *There is ample time for questions; and,*
  - e. *Wider community participation is encouraged through different delivery mechanisms.*

## Discussion

With a local presence in every community in Western Australia, community engagement is core business for Local Government.



Principles and methods supporting responsive, aspirational and innovative community engagement are supported. Local Governments are often on the frontier of innovative community engagement methods, such as participatory budgeting and deliberative democracy.

To that end, the Local Government sector supports community engagement aims and principles to be encapsulated in a policy. However, the content of such a policy should not be prescribed; Local Governments, with knowledge and regular touchpoints with their communities, are best placed to determine the content of a community engagement policy.

An optional Annual Community Meeting is supported, at which Local Governments could present their annual report, financial performance and recent achievements, and outline their future prospects and plans.

**Local Government Position:**

**The Local Government sector supports:**

1. Responsive, aspirational and innovative community engagement principles
2. Encapsulation of aims and principles in a community engagement policy, and
3. The option of hosting an Annual Community Meeting to present on past performance and outline future prospects and plans.



## Roles and Responsibilities

The Local Government Review Panel Final Report recommends:

28. *The Panel recommends significant changes in the Act to the current statements of roles and responsibilities for mayors/presidents, councillors and CEOs and that the Act should include a new statement of responsibilities for the 'council' which captures the roles and responsibilities of all councillors acting collectively as the council.*
- 29-32. *Revised statements of roles and responsibilities that are specific to address the following issues:*
- *Community leadership*
  - *Strategic planning*
  - *Continuous improvement*
  - *Executive function (for mayors/presidents)*
  - *Guiding the CEO (for mayors/presidents)*
  - *Training*

The Select Committee into Local Government Report recommends:

26. *The Government clarify the roles of council and the chief executive officer, and the distinction between governance and operational matters, in any new local government Act.*

## Discussion

The *Local Government Act 1995* is predicated on separate roles and responsibilities for Elected Members and the administration, as summarised in the Second Reading Speech:

*'The new Act will provide a clear distinction between the representative and policy making role of the elected Councillors and the administrative and advisory role of the chief executive officer and other staff.'*<sup>1</sup>

The Inquiry Report's recommendations for training and induction are reflective of the mandatory training and continuing professional development requirements introduced in the *Local Government Legislation Amendment Act 2019*.

WALGA has long advocated for absolute certainty in responsibilities and separation of powers associated with employees. Appointing and dismissing senior designated employees falls within the function of the CEO.

From this perspective, clarification of roles and responsibilities requires similar consideration of a clearly defined separation of powers between the governing body and the administration.

<sup>1</sup> Government of Western Australia, Local Government Bill Second Reading, 31 Aug. 1995 pp. 7547-7551



---

**Local Government Position:**

**That clarification of roles and responsibilities for mayors / presidents, councillors and CEO's be considered to ensure that there is no ambiguity.**



## External Oversight

The Local Government Review Panel Final Report recommends:

57. *The Panel recommends that there should be an early intervention framework of monitoring to support local governments. The department should have additional powers to appoint and support the monitor with councils responsible for the direct costs of the monitor.*
58. *The Panel recommends the Minister should have the power to direct local governments and make declarations in respect to the Local Government Act during a declared state of emergency.*
59. *The Panel recommends establishing an Office of the Independent Assessor that should:*
  - a. *Be an independent body to receive, investigate and assess complaints against elected members and undertake inquiries. This removes the CEO from being involved in processing and determining complaints.*
  - b. *Be a statutory appointment by the Governor.*
  - c. *Upon assessment, refer the complaint back to the council (behaviour-related), the State Administrative Tribunal (SAT) (serious breaches), or to another appropriate body (such as, Corruption and Crime Commission, Public Sector Commission, Ombudsman) according to the subject of the complaint.*
  - d. *Replace the Standards Panel by investigating and making determinations on Rules of Conduct breaches. SAT will determine the penalties.*
  - e. *Amongst other powers, have the power to investigate, to order compulsory mediation and to deal with abuses of process.*
  - f. *Be required to notify the CEO and council of any matters on a confidential basis.*

The City of Perth Inquiry Report recommends:

- 323-332. *An Office of Inspector of Local Government (Inspector) be established as an independent statutory office, responsible to the Minister for Local Government.*

The Select Committee into Local Government Report recommends:

25. *The Government give active consideration, as part of the review of the Local Government Act 1995, to establishing a new independent statutory body to regulate and support the local government sector.*



---

### Discussion

The recommendation from the Local Government Act Review Panel to replace the Standards Panel with an Office of the Independent Assessor is worth supporting. The proposal is to set-up an independent body to receive, investigate and assess complaints against elected members and undertake inquiries. This removes the CEO from being involved in processing and determining complaints, which has previously put the CEO in an invidious position.

An early intervention framework of monitoring to support Local Governments should also be provided, with costs to be the responsibility of the State Government.

### Local Government Position:

#### The Local Government sector supports:

1. Establishing an Office of the Independent Assessor to replace the Standards Panel to provide an independent body to receive, investigate and assess complaints against elected members and undertake inquiries.
2. Remove the CEO from being involved in processing complaints
3. That an early intervention framework of monitoring to support local governments be provided with any associated costs to be the responsibility of the State Government.



## Financial Management and Procurement

The Local Government Review Panel Final Report recommends:

43. *The Panel recommends the following financial management principles be included in the new Act:*
- a. *Councils should have regard to achieving intergenerational equity, including ensuring the following:*
    - (i) *Policy decisions are made after considering their financial effects on future generations*
    - (ii) *The current generation funds the cost of its services, and*
    - (iii) *Long life infrastructure may appropriately be funded by borrowings*
  - b. *Revenue, expenses, assets, liabilities, investments and financial transactions are managed in accordance with the council's financial policies and strategic plans*
  - c. *Financial risks are monitored and managed prudently having regard to economic circumstances*
  - d. *Financial policies and strategic plans, including the Revenue and Rating Strategy and Investment policy, seek to provide stability and predictability in the financial impact on the community; and*
  - e. *Accounts and records that explain the financial operations and financial position of the council are kept.*
44. *Having regard to the need for sound financial decision-making and accountability, the Panel recommends the following:*
- a. *Local governments should be required to adopt or justify departures from a model investment policy to the Audit, Risk and Improvement Committee and relevant State Government Agency.*
  - b. *Local governments should be able to use freehold land to secure debt.*
  - c. *Debt should not be used for recurrent expenditure except in an emergency situation.*
  - d. *Notice should continue to be required to be given for borrowings not included in the local government's annual budget.*
  - e. *Building upgrade finance is permitted for specific purposes such as cladding, heritage and green improvements.*
  - f. *Local governments should adopt program budgeting to more clearly show the actual cost of delivering a service or undertaking an activity.*
  - g. *Local governments should report on the percentage of their expenditure spent on local businesses in their annual report.*
45. *The Panel recommends that local government procurement thresholds, rules and policies are, where applicable, aligned with the State Government, including (but not limited to):*
- a. *Tender threshold (currently \$250,000);*



- b. *Procurement rules and methods for goods and services under the tender threshold;*
  - c. *Procurement policies, including sustainable procurement, procuring from disability enterprises, buy local (where 'local' refers to Western Australia or a specific region of the state determined by the local government) and Aboriginal businesses; and*
  - d. *Using TendersWA as the primary tender platform.*
46. *The Panel recommends the development of a model procurement policy for all local governments. If a local government chooses to deviate from the policy it should be required to explain its reasoning to the responsible State Government agency.*
  47. *The Panel recommends enhancing legislation to regulate and guide the establishment and management of panel contracts.*
  48. *The Panel recommends a requirement for local governments to have an open register of local businesses with local governments determining what is considered 'local' to their community.*
  49. *The Panel recommends breaches of the local government procurement rules to be referred to the Office of the Independent Assessor to use the appropriate powers under the new Local Government Act.*

The Select Committee into Local Government recommends:

12. *The Government give active consideration to providing, through the Department of Local Government, Sport and Cultural Industries, an accounting advice helpdesk service to the local government sector similar to the service provided by the Department of Treasury to the State government sector.*
13. *The Government:*
  - *consider reducing the financial reporting requirements on local governments*
  - *in doing so, take into account the information provided by the Office of the Auditor General, set out at Appendix 3 and Appendix 4 of this report.*
14. *The Department of Local Government, Sport and Cultural Industries and the Government consider the introduction of tiered financial reporting for local governments.*

The City of Perth Inquiry Report recommends:

188. *The State Government consider amendments to the Local Government Act 1995 to provide for better practice financial management through the establishment of Local Government Financial Management Instructions (similar to the Treasurer's Instructions for State Government) that establish a minimum set of standards and*



*requirements for the financial administration of local government (Financial Management Instructions).*

189. *The "WA Accounting Manual" be reviewed, updated and promulgated by the Department within the next 12 months.*
190. *The Minister for Local Government consider prescribing the format of the annual budget and financial report to provide consistency across local government.*

### Discussion

The sector has considered a number of the recommendations from the reports and supports reviewing the financial reporting requirements for Local Governments.

### **Model Financial Statements**

WALGA has recently formed a Sector Reference Group to review the current financial ratios and to suggest more appropriate ratios. The Reference Group believes the first action to be taken should be for the Department of Local Government to prepare a Model set of Financial Reports for the Local Government sector. This is to enable consistent financial reporting across the sector which would then allow for ratios to be more meaningful for sector analysis.

The following is an excerpt of notes from the group;

*The Working Group discussed the possibility of progressing this resolution as soon as possible, rather than waiting for the work on financial ratios to be completed. It was decided that this should be actioned as a priority. A signal from the Minister for Local Government as to whether this proposal is supported will assist in guiding the group's next steps, noting that the actual development of a model set of accounts would take time and resources. The group also noted that the Office of Auditor General (OAG) have made complementary recommendations relating to financial reporting. For example, in the [Audit Results Report – Annual 2018-19 Financial Audits of Local Government Entities](#), it was recommended that DLGSC re-assess the amount of detail required to be included in annual financial reports.*

*Resolved:*

*That WALGA advocates to the Minister for Local Government that the Department of Local Government to prepare a Model set of Financial Reports for the Local Government sector, in consultation with the Office of the Auditor General.*

The concept on a model set of accounts is not new. Every other State produces one in some form. This document would be produced annually by the Department and be endorsed by the OAG.



The proposal would involve a detailed set of accounts, including notes, would be available to the industry in March of each year. The document would provide a template for Statements and Notes. These items would include references to legislation and Accounting Standards so the user can gain an appreciation as to why the information is required. Accompanying text could provide a greater understanding of the information and the cross referencing to other information. For example, the note on calculating financial ratios would include how those ratios are calculated, hence doing away with the need for Departmental Guidance Notes.

The benefits that would accrue to the Local Government sector and the community would be substantial. One set of model reports that could provide clear outcomes, rather than waiting for the annual audit to see if a Local Government had interpreted the standards and legislation correctly. Small Local Government would benefit as they may not have qualified accountants on staff and this would provide cost savings. Accessing information about each Local Government would be simplified. The audit process would also be simplified. All of these measures have the ability to lower costs incurred by Local Government in producing the annual financial report.

#### ***Use of Debt***

The sector's long held position is that the Act should allow Local Governments to use freehold land, in addition to its general fund, as security when borrowing. Currently a Local Government can only borrow against its cash. In most cases this is sufficient, however there have been examples of Local Governments borrowing for large scale infrastructure projects that would benefit from being able to use their freehold land as security.

#### ***Building Upgrade Finance***

Building Upgrade Finance would enable Local Governments to guarantee finance for building upgrades for non-residential property owners. In addition to building upgrades to achieve environmental outcomes, Local Governments have identified an opportunity to use this approach to finance general upgrades to increase the commercial appeal of buildings for potential tenants. In this way, BUF is viewed as means to encourage economic investment to meet the challenges of a soft commercial lease market and achieve economic growth.

#### ***Procurement***

WALGA has consistently supported the alignment of the tender threshold with that of the State Government and broadly supports the principle that suppliers of goods, services and works competing for contracts will benefit where procurement processes across State and Local Government has more similarities than differences.



---

**Local Government Position:**

**That the Local Government sector:**

1. Requests the Minister for Local Government to direct the Department of Local Government to prepare a Model set of Financial Statements and Annual Budget Statements for the Local Government sector, in consultation with the Office of the Auditor General;
2. Requests the Department of Local Government to re-assess the amount of detail required to be included in annual financial reports, in particular for small and medium sized entities as suggested by the Office of Auditor General;
3. Supports Local Governments being able to use freehold land to secure debt;
4. Supports Building Upgrade Finance being permitted for specific purposes such as cladding, heritage and green improvements;
5. Supports the alignment of Local Government procurement thresholds, rules and policies with the State Government.



## Accountability and Audit

The Local Government Review Panel Final Report recommends:

53. *The Panel recommends the role of audit committees be expanded to become Internal Audit, Risk and Improvement Committees and:*
  - a. *The majority of the Committee members, including the Chair, should be independent of the local government and should be drawn from a suitably qualified panel.*
  - b. *To address the impost on small local governments, the committee could be established on a regional basis.*
54. *The Panel recommends the main roles of the Audit, Risk and Improvement Committee should include:*
  - a. *Developing an audit plan which focuses on compliance, risk (including procurement), financial management, fraud control, governance and delivery of Council Plans;*
  - b. *Identifying continuous improvement opportunities and monitoring programs and projects in this area;*
  - c. *Conducting the mandatory internal audits as outlined in the audit plan; and*
  - d. *Providing advice to the council in relation to these matters.*

The Select Committee into Local Government recommends:

11. *The Government give active consideration to facilitating, through the Department of Local Government, Sport and Cultural Industries, a shared internal audit service for the Local Government sector, particularly to assist small and medium councils.*

## Discussion

The Local Government sector supports a robust self-regulation audit framework, which includes a role for the audit committee overseen by council, and a role for the Office of the Auditor General in conducting financial and performance audits of Local Government.

In accordance with the principles of self-governance and self-regulation, majority independent membership of audit committees is not supported. Oversight of the affairs of the Local Government is a fundamental role of the Council, and should not be confused by diffusing responsibility among an audit committee comprised of a majority of non-elected members. Notwithstanding, the Local Government sector acknowledges that some independent expertise may be beneficial to the audit committee process.

The Local Government sector supports a clearly defined role for the audit committee, led and overseen by the elected Council.



---

**Local Government Position:**

**That audit committees of Local Government, led and overseen by the Council, have a clearly defined role with an Elected Member majority.**



Local Government Reform Proposal Submission

# Local Government Reform Proposal

## Submission

February 2022



Local Government Reform Proposal Submission

## About WALGA

The WA Local Government Association (WALGA) is working for Local Government in Western Australia. As the peak industry body, WALGA advocates on behalf of 139 Western Australian Local Governments. As the united voice of Local Government in Western Australia, WALGA is an independent, membership-based organization representing and supporting the work and interests of Local Governments in Western Australia. WALGA provides an essential voice for 1,215 Elected Members, approximately 22,000 Local Government employees (16,500 Full Time Equivalents) as well as over 2.5 million constituents of Local Governments in Western Australia.

## Contacts

Nick Sloan  
Chief Executive Officer  
[nsloan@walga.asn.au](mailto:nsloan@walga.asn.au)

Tony Brown  
Executive Manager Governance and  
Organisational Services  
[tbrown@walga.asn.au](mailto:tbrown@walga.asn.au)

James McGovern  
Manager Governance and Procurement  
[jmcgovern@walga.asn.au](mailto:jmcgovern@walga.asn.au)

Local Government Reform Proposal Submission

## Local Government Act Review Process

---

WALGA, through consultation with the Local Government Sector, endorsed sector advocacy positions relating to Local Government Act amendments in March 2019 and December 2020. These advocacy positions were developed considering (but not limited to):

- The Department of Local Government, Sport and Cultural Industries (DLGSC) consultation on Act Reform (2017-2020)
- The City of Perth Inquiry Report (mid 2020)
- The State Parliament's Select Committee Report into Local Government (late 2020)

In December 2020, WALGA endorsed the following principles for any review of the Local Government Act:

## Local Government Reform – WALGA Principles

---

That the following key principles be embodied in the Local Government Act:

1. Uphold the general competence principle currently embodied in the Local Government Act
2. Provide for a flexible, principles-based legislative framework
3. Promote a size and scale compliance regime
4. Promote enabling legislation that empowers Local Government to carry out activities beneficial to its community taking into consideration Local Governments' role in creating a sustainable and resilient community through:
  - a. Economic development
  - b. Environmental protection, and
  - c. Social advancement
5. Avoid red tape and 'de-clutter' the extensive regulatory regime that underpins the Local Government Act, and
6. The State Government must not assign legislative responsibilities to Local Governments unless there is provision for resources required to fulfil the responsibilities.

It is worth noting that of the above principles, items 1, 2 and 3 are addressed in these legislative reform proposals and principles 4 and 5 are partially addressed.

## Local Government Response

---

WALGA released the Local Government Reform Proposals – Summary of Proposed Reforms Discussion Paper on 24 November 2021, calling for a response by 28 January 2022.

This document is based on submissions made by 65 respondent Local Governments. The overall response indicates majority support for many of the proposed reforms, most commonly where reforms align with current sector advocacy positions.

## Key Issues

---

The submissions included strong commentary on the following proposed reforms that are of concern:

### Item 6.6 Audit Committees

The proposed reform to require a majority of independent members on Audit Committees, and mandate that the Audit Committee chair be an independent person, was strongly challenged. A fundamental purpose of an Audit Committee is to provide the vehicle for governance of a Local Government's affairs, and this links directly with the role of Council under Section 2.7(1)(a) of the *Local Government Act* ('the Act'). For this

#### Local Government Reform Proposal Submission

reason, the sector supports a Council Member majority on Audit Committees and acknowledges the role of the Office of the Auditor General as the independent auditor of Local Governments. The sector confirmed that appointing independent members to Audit Committees is supported and practiced, and that Audit Committees can elect an independent member as Chair under provisions of s.5.12 of the Act. The sector supports the concept of shared regional Audit Committees on proviso there be a majority of Council Members, and the payment of meetings fees or defined reimbursements to independent Audit Committee members be legislatively authorised.

#### Item 4.3 Introduction of Preferential Voting

The sector remains in favour of the first past the post method of vote counting. Risk of the infiltration of party politics, and that preference swapping leading to alliances amongst candidates has potential for factionalisation of Councils, were pre-eminent in the response. 'First past the post' voting remains favoured on the grounds of its simplicity, efficiency, ease of voter understanding, transparency and candidates campaigning based on the merits of the individual. However, if 'first past the post' is not retained, then optional preferential voting is preferred.

#### Item 4.4 Public Vote to Elect Mayor or President of Band 1 and 2 Local Governments

Retaining the discretion to choose between popularly-elected Mayors and Presidents of Band 1 and 2 Local Governments remains the favoured option. Respondents queried the lack of detailed benefit of the proposal to enshrine one system of election over another, commenting that the alternate method of election provided under s.2.11 and s.2.12 of the Act permits both a Local Government and electors of the district to exercise agency for change.

#### Item 4.5 Tiered Limits on the Number of Councillors

There is broad support for WALGA's proposed option that Local Governments with populations up to 5,000 be represented by between 5 and 7 Council Members. The remaining categories of representation are supported.

#### Item 3.5 Chief Executive Officer Key Performance Indicators

There is support for the reporting of CEO KPIs that reflect the strategic direction and operational function of the Local Government, to the exclusion of reporting KPIs of a confidential nature (i.e. workplace or risk-based matters). There is also support for the exclusion of reporting performance review results which is regarded as a private matter between employer and employee, to be maintained as a confidential record of the Local Government.

The following provides a detailed response to each legislative reform proposal.

## Local Government Reform Proposal Submission

## Theme 1: Early Intervention, Effective Regulation and Stronger Penalties

PROPOSED REFORMS	WALGA COMMENTS & RECOMMENDATIONS
<b>1.1 Early Intervention Powers</b>	
<ul style="list-style-type: none"> <li>It is proposed to establish a Chief Inspector of Local Government (the <b>Inspector</b>), supported by an Office of the Local Government Inspector (the <b>Inspectorate</b>).</li> <li>The Inspector would receive minor and serious complaints about elected members.</li> <li>The Inspector would oversee complaints relating to local government CEOs.</li> <li>Local Governments would still be responsible for dealing with minor behavioural complaints.</li> <li>The Inspector would have powers of a standing inquiry, able to investigate and intervene in any local government where potential issues are identified.</li> <li>The Inspector would have the authority to assess, triage, refer, investigate, or close complaints, having regard to various public interest criteria – considering laws such as the <i>Corruption, Crime and Misconduct Act 2003</i>, the <i>Occupational Safety and Health Act 1984</i>, the <i>Building Act 2011</i>, and other legislation.</li> <li>The Inspector would have powers to implement minor penalties for less serious breaches of the Act, with an appeal mechanism.</li> <li>The Inspector would also have the power to order a local government to address non-compliance with the Act or Regulations.</li> <li>The Inspector would be supported by a panel of <b>Local Government Monitors</b> (see item 1.2).</li> <li>The existing Local Government Standards Panel would be replaced with a new <b>Conduct Panel</b> (see item 1.3).</li> <li><b>Penalties</b> for breaches to the Local Government Act and Regulations will be reviewed and are proposed to be generally strengthened (see item 1.4).</li> <li>These reforms would be supported by new powers to more quickly resolve issues within local government (see items 1.5 and 1.6).</li> </ul>	<p><b>Current Local Government Position</b> Items 1.1, 1.2 and 1.3 <u>generally align</u> with WALGA Advocacy Position 2.6.8 - 'Establish Office of Independent Assessor'</p> <p><i>The Local Government sector supports:</i></p> <ol style="list-style-type: none"> <li><i>Establishing an Office of the Independent Assessor to replace the Standards Panel to provide an independent body to receive, investigate and assess complaints against Elected Members and undertake inquiries.</i></li> <li><i>Remove the CEO from being involved in processing complaints.</i></li> <li><i>That an early intervention framework of monitoring to support Local Governments be provided with any associated costs to be the responsibility of the State Government.</i></li> <li><i>An external oversight model for local level behavioural complaints made under Council Member, Committee Member and Candidate Codes of Conduct, that is closely aligned to the Victorian Councillor Complaints Framework.</i></li> </ol> <p><b>Comment</b> The Local Government sector is in favour of early intervention and a swift response to potentially disruptive or dysfunctional behaviours. The Proposed Reforms state 'Local Governments would still be responsible for dealing with minor behavioural complaints' and therefore do not go as far as the Sector's recent request for an external oversight model for the independent assessment of local level complaints (State Council Res: 264.5/2021 – September 2021). However this will be mitigated with the Inspector able to respond to a Local Government having unresolved matters by appointing a monitor to assist the Local Government.</p> <p>It is expected the Local Government Inspectorate would be funded by the State Government, however it is noted that the cost of the Local Government Monitors and the Conduct Panel would be borne by the Local Government concerned.</p>

## Local Government Reform Proposal Submission

PROPOSED REFORMS	WALGA COMMENTS & RECOMMENDATIONS
	<p><u>Recommendation – Items 1.1 to 1.3</u></p> <ol style="list-style-type: none"> <li>1. Support the proposed reforms as they align with the sectors position on external oversight and support.</li> <li>2. Request the Minister to explore alternate mechanisms for resolving local level complaints.</li> </ol>
<b>1.2 Local Government Monitors</b>	
<ul style="list-style-type: none"> <li>• A panel of <b>Local Government Monitors</b> would be established.</li> <li>• Monitors could be appointed by the Inspector to go into a local government and try to resolve problems.</li> <li>• The purpose of Monitors would be to proactively fix problems, rather than to identify blame or collect evidence.</li> <li>• Monitors would be qualified specialists, such as: <ul style="list-style-type: none"> <li>○ Experienced and respected former Mayors, Presidents, and CEOs - to act as mentors and facilitators</li> <li>○ Dispute resolution experts - to address the breakdown of professional working relationships</li> <li>○ Certified Practicing Accountants and other financial specialists - to assist with financial management and reporting issues</li> <li>○ Governance specialists and lawyers - to assist councils resolve legal issues</li> <li>○ HR and procurement experts - to help with processes like recruiting a CEO or undertaking a major land transaction.</li> </ul> </li> <li>• Only the Inspector would have the power to appoint Monitors.</li> <li>• Local governments would be able to make requests to the Inspector to appoint Monitors for a specific purpose.</li> </ul> <p><b>Monitor Case Study 1 – Financial Management</b>  The Inspector receives information that a local government is not collecting rates correctly under the <i>Local Government Act 1995</i>. Upon initial review, the Inspector identifies that there may be a problem. The Inspector appoints a Monitor who specialises in financial management in local government. The Monitor visits the local government and identifies that the system used to manage rates is not correctly issuing rates notices. The Monitor works with</p>	<p>As above</p> <p><u>Recommendation – Items 1.1 to 1.3</u></p> <ol style="list-style-type: none"> <li>1. Support the proposed reforms as they align with the sectors position on external oversight and support.</li> <li>2. Request the Minister to explore alternate mechanisms for resolving local level complaints.</li> </ol>

Local Government Reform Proposal Submission

PROPOSED REFORMS	WALGA COMMENTS & RECOMMENDATIONS
<p>the local government to rectify the error, and issue corrections to impacted ratepayers.</p> <p><b>Monitor Case Study 2 – Dispute Resolution</b> The Inspector receives a complaint from one councillor that another councillor is repeatedly publishing derogatory personal attacks against another councillor on social media, and that the issue has not been able to be resolved at the local government level. The Inspector identifies that there has been a relationship breakdown between the two councillors due to a disagreement on council.</p> <p>The Inspector appoints a Monitor to host mediation sessions between the councillors. The Monitor works with the councillors to address the dispute. Through regular meetings, the councillors agree to a working relationship based on the council's code of conduct. After the mediation, the Monitor occasionally makes contact with both councillors to ensure there is a cordial working relationship between the councillors.</p>	
<b>1.3 Conduct Panel</b>	
<ul style="list-style-type: none"><li>• The Standards Panel is proposed to be replaced with a new Local Government <b>Conduct Panel</b>.</li><li>• The Conduct Panel would be comprised of suitably qualified and experienced professionals. Sitting councillors will not be eligible to serve on the Conduct Panel.</li><li>• The Inspector would provide evidence to the Conduct Panel for adjudication.</li><li>• The Conduct Panel would have powers to impose stronger penalties – potentially including being able to suspend councillors for up to three months, with an appeal mechanism.</li><li>• For very serious or repeated breaches of the Local Government Act, the Conduct Panel would have the power to recommend prosecution through the courts.</li><li>• Any person who is subject to a complaint before the Conduct Panel would have the right to address the Conduct Panel before the Panel makes a decision.</li></ul>	<p>As above</p> <p><u><b>Recommendation – Items 1.1 to 1.3</b></u></p> <p><b>1. Support the proposed reforms as they align with the sectors position on external oversight and support.</b></p> <p><b>2. Request the Minister to explore alternate mechanisms for resolving local level complaints.</b></p>



## Local Government Reform Proposal Submission

PROPOSED REFORMS	WALGA COMMENTS & RECOMMENDATIONS
<b>1.4 Review of Penalties</b>	
<ul style="list-style-type: none"> <li>Penalties for breaching the Local Government Act are proposed to be strengthened.</li> <li>It is proposed that the suspension of councillors (for up to three months) is established as the main penalty where a councillor breaches the Local Government Act or Regulations on more than one occasion.</li> <li>Councillors who are disqualified would not be eligible for sitting fees or allowances. They will also not be able to attend meetings, or use their official office (such as their title or council email address).</li> <li>It is proposed that a councillor who is suspended multiple times may become disqualified from office.</li> <li>Councillors who do not complete mandatory training within a certain timeframe will also not be able to receive sitting fees or allowances.</li> </ul>	<p><b><u>Current Local Government Position</u></b> Items 1.4 and 1.5 <u>expand upon</u> Advocacy Position 2.6.9 - 'Stand Down Proposal'</p> <p><i>WALGA supports, in principle, a proposal for an individual elected member to be 'stood down' from their duties when they are under investigation, have been charged, or when their continued presence prevents Council from properly discharging its functions or affects the Council's reputation, subject to further policy development work being undertaken. Further policy development of the Stand Down Provisions must involve active consultation with WALGA and specific consideration of the following issues of concern to the Sector:</i></p> <ol style="list-style-type: none"> <li><i>That the Department of Local Government endeavour to ensure established principles of natural justice and procedural fairness are embodied in all aspects of the proposed Stand Down Provisions; and</i></li> <li><i>That activities associated with the term 'disruptive behaviour', presented as reason to stand down a defined Elected Member on the basis their continued presence may make a Council unworkable, are thoroughly examined and clearly identified to ensure there is awareness, consistency and opportunity for avoidance.</i></li> </ol> <p><b>Comment</b> The Local Government sector has long-standing advocacy positions supporting stronger penalties as a deterrent to disruptive Council Member behaviours. Clear guidance will be required to ensure there is consistent application of the power given to Presiding Members.</p> <p><b><u>Recommendation - Item 1.4</u></b> <b>Supported</b></p>
<b>1.5 Rapid Red Card Resolutions</b>	
<ul style="list-style-type: none"> <li>It is proposed that Standing Orders are made consistent across Western Australia (see item 2.6). Published recordings of all meetings would also become standard (item 3.1).</li> </ul>	



## Local Government Reform Proposal Submission

PROPOSED REFORMS	WALGA COMMENTS & RECOMMENDATIONS
<ul style="list-style-type: none"> <li>It is proposed that Presiding Members have the power to “red card” any attendee (including councillors) who unreasonably and repeatedly interrupt council meetings. This power would: <ul style="list-style-type: none"> <li>Require the Presiding Member to issue a clear first warning</li> <li>If the disruptions continue, the Presiding Member will have the power to “red card” that person, who must be silent for the rest of the meeting. A councillor issued with a red card will still vote, but must not speak or move motions</li> <li>If the person continues to be disruptive, the Presiding Member can instruct that they leave the meeting.</li> </ul> </li> <li>Any Presiding Member who uses the “red card” or ejection power will be required to notify the Inspector.</li> <li>Where an elected member refuses to comply with an instruction to be silent or leave, or where it can be demonstrated that the presiding member has not followed the law in using these powers, penalties can be imposed through a review by the Inspector.</li> </ul>	<p><b>Recommendation - Item 1.5</b> Supported subject to a provision permitting council members to call a point of order to overrule the presiding member by absolute majority.</p>
<b>1.6 Vexatious Complaint Referrals</b>	
<ul style="list-style-type: none"> <li>Local governments already have a general responsibility to provide ratepayers and members of the public with assistance in responding to queries about the local government’s operations. Local governments should resolve queries and complaints in a respectful, transparent and equitable manner.</li> <li>Unfortunately, local government resources can become unreasonably diverted when a person makes repeated vexatious queries, especially after a local government has already provided a substantial response to the person’s query.</li> <li>It is proposed that if a person makes repeated complaints to a local government CEO that are vexatious, the CEO will have the power to refer that person’s complaints to the Inspectorate, which after assessment of the facts may then rule the complaint vexatious.</li> </ul>	<p><b>Current Local Government Position</b> Item 1.6 expands upon Advocacy Position 2.6.11 – ‘Vexatious complainants in relation to FOI applications’ <i>WALGA advocates for the Freedom of Information Act 1992 (WA) to be reviewed, including consideration of:</i></p> <ol style="list-style-type: none"> <li>Enabling the Information Commissioner to declare vexatious applicants similar to the provisions of section 114 of the Right to Information Act 2009 (QLD);</li> <li>Enabling an agency to recover reasonable costs incurred through the processing of a Freedom of Information access application where the application is subsequently withdrawn; and</li> <li>Modernisation to address the use of electronic communications and information.</li> </ol> <p><b>Comment</b> The Act has been expanded significantly in recent years to permit an increased level of public involvement, scrutiny and access to information</p>

## Local Government Reform Proposal Submission

PROPOSED REFORMS	WALGA COMMENTS & RECOMMENDATIONS
	<p>relating to the decisions, operations and affairs of Local Government in WA. Introducing a means to limit capacity for unreasonable complainants to negatively impact Local Governments will provide a necessary balance between the openness and transparency of the sector and the reasonable entitlement of citizens to interact with their Local Government.</p> <p><b><u>Recommendation – Item 1.6</u></b>  <b>Supported, subject to the legislation including the ability of a person to lodge an appeal with the Inspector.</b></p>
<b>1.7 Minor Other Reforms</b>	
<ul style="list-style-type: none"> <li>Potential other reforms to strengthen guidance for local governments are being considered.</li> <li>For example, one option being considered is the potential use of sector-wide guidance notices. Guidance notices could be published by the Minister or Inspector, to give specific direction for how local governments should meet the requirements of the Local Government Act and Regulations. For instance, the Minister could publish guidance notices to clarify the process for how potential conflicts of interests should be managed.</li> <li>It is also proposed (see item 1.1) that the Inspector has the power to issue notices to individual local governments to require them to rectify non-compliance with the Act or Regulations.</li> </ul>	<p><b><u>Current Local Government Position</u></b>  Item 1.7 <u>aligns</u> with Advocacy Position 2.6 - 'Support DLGSC as service provider / capacity builder'</p> <p><i>WALGA supports the continuance of the Department of Local Government, Sport and Cultural Industries as a direct service provider of compliance and recommend the Department fund its capacity building role through the utilisation of third party service providers. In addition, WALGA calls on the State Government to ensure there is proper resourcing of the Department of Local Government, Sport and Cultural Industries to conduct timely inquiries and interventions when instigated under the provisions of the Local Government Act 1995.</i></p> <p><b><u>Comment</u></b>  Operational guidance from the Department of Local Government, Sport and Cultural Industries leads to consistent understanding and application of statutory provisions by Local Government. The proposed reform that the Inspector issue non-compliance notices appears to replicate the Minister's powers under Section 9.14A – 'Notice to prevent continuing contravention'.</p> <p><b><u>Recommendation – Item 1.7</u></b>  <b>Supported</b></p>

## Local Government Reform Proposal Submission

## Theme 2: Reducing Red Tape, Increasing Consistency and Simplicity

PROPOSED REFORMS	WALGA COMMENTS & RECOMMENDATIONS
<b>2.1 Resource Sharing</b>	
<ul style="list-style-type: none"> <li>Amendments are proposed to encourage and enable local governments, especially smaller regional local governments, to share resources, including Chief Executive Officers and senior employees.</li> <li>Local governments in bands 2, 3 or 4 would be able to appoint a shared CEO at up to two salary bands above the highest band. For example, a band 3 and a band 4 council sharing a CEO could remunerate to the level of band 1.</li> </ul>	<p><b><u>Current Local Government Position</u></b>  Item 2.1 <b>aligns</b> with Advocacy Position 2.6 – Local Government Legislation – ‘Avoid red tape and ‘de-clutter’ the extensive regulatory regime that underpins the Local Government Act’ and Advocacy Position 2.3.1 - ‘Regional Collaboration’.</p> <p><i>Local Governments should be empowered to form single and joint subsidiaries, and beneficial enterprises. In addition, compliance requirements of Regional Councils should be reviewed and reduced.</i></p> <p><b>Comment</b>  The proposed reforms will rely upon statutory provisions that enable and enhance regional collaboration. Recent over-regulation of Regional Subsidiaries in 2016 resulted in no subsidiaries being formed since that time.</p> <p><b><u>Recommendation – Item 2.1</u></b>  <b>Supported</b></p>
<b>2.2 Standardisation of Crossovers</b>	
<ul style="list-style-type: none"> <li>It is proposed to amend the <i>Local Government (Uniform Local Provisions) Regulations 1996</i> to standardise the process for approving crossovers for residential properties and residential developments on local roads.</li> <li>A Crossover Working Group has provided preliminary advice to the Minister and DLGSC to inform this.</li> <li>The DLGSC will work with the sector to develop standardised design and construction standards.</li> </ul>	<p><b><u>Current Local Government Position</u></b></p> <p><b>Comment</b>  WALGA developed the Template Crossover Guideline and Specification resource in 2017 and have been part of the Minister’s working group on red tape reduction that has been looking at standardisation of crossovers.</p> <p>It is envisaged that the process for crossovers will be standardised, however the design standards would be different dependant on location.</p> <p><b><u>Recommendation – Item 2.2</u></b>  <b>Supported</b></p>

## Local Government Reform Proposal Submission

PROPOSED REFORMS	WALGA COMMENTS & RECOMMENDATIONS
<b>2.3 Introduce Innovation Provisions</b>	
<ul style="list-style-type: none"> <li>New provisions are proposed to allow exemptions from certain requirements of the <i>Local Government Act 1995</i>, for: <ul style="list-style-type: none"> <li>Short-term trials and pilot projects</li> <li>Urgent responses to emergencies.</li> </ul> </li> </ul>	<p><b>Comment</b> It is arguable communities expect all levels of Government will apply innovative solutions to complex and emerging issues difficult to resolve by traditional means. Exemptions constructed with appropriate checks and balances, particularly where expenditure of public funds are concerned, has potential to facilitate efficient and effective outcomes.</p> <p><b>Recommendation – Item 2.3</b> <b>Supported</b></p>
<b>2.4 Streamline Local Laws</b>	
<ul style="list-style-type: none"> <li>It is proposed that local laws would only need to be reviewed by the local government every 15 years.</li> <li>Local laws not reviewed in the timeframe would lapse, meaning that old laws will be automatically removed and no longer applicable.</li> <li>Local governments adopting Model Local Laws will have reduced advertising requirements.</li> </ul>	<p><b>Current Local Government Position</b> Items 2.4, 2.5 and 2.6 <u>expand upon</u> Advocacy Position 2.6.35 - ‘Local law-making process should be simplified’.</p> <p><i>The Local Law making process should be simplified as follows:</i></p> <ul style="list-style-type: none"> <li><i>The requirement to give state-wide notice should be reviewed, with consideration given to Local Governments only being required to provide local public notice;</i></li> <li><i>Eliminate the requirement to consult on local laws when a model is used;</i></li> <li><i>Consider deleting the requirement to review local laws periodically. Local Governments, by administering local laws, will determine when it is necessary to amend or revoke a local law; and</i></li> <li><i>Introduce certification of local laws by a legal practitioner in place of scrutiny by Parliament’s Delegated Legislation Committee.</i></li> </ul> <p><b>Comment</b> Proposed reforms meet the Sector’s preference for simplified local law-making processes. Model local laws are supported, whilst recognising the models themselves will require review by State Government departments with the relevant administrative responsibility. For example, the Model Local Law (Standing Orders) 1998 formed the basis of many Local Government meeting procedures local law but no review was completed. This model was</p>



## Local Government Reform Proposal Submission

PROPOSED REFORMS	WALGA COMMENTS & RECOMMENDATIONS
	<p>superseded by individual local laws with added contemporary provisions. This pattern will repeat itself if model local laws are not reviewed to remain contemporary to the Sector's requirements.</p> <p><b><u>Recommendation – Items 2.4 to 2.6</u></b> <b>Supported</b></p>
<b>2.5 Simplifying Approvals for Small Business and Community Events</b>	
<ul style="list-style-type: none"> <li>Proposed reforms would introduce greater consistency for approvals for: <ul style="list-style-type: none"> <li>alfresco and outdoor dining</li> <li>minor small business signage rules</li> <li>running community events.</li> </ul> </li> </ul>	<p>As above</p> <p><b><u>Recommendation – Items 2.4 to 2.6</u></b> <b>Supported</b></p>
<b>2.6 Standardised Meeting Procedures, Including Public Question Time</b>	
<ul style="list-style-type: none"> <li>To provide greater clarity for ratepayers and applicants for decisions made by council, it is proposed that the meeting procedures and standing orders for all local government meetings, including for public question time, are standardised across the State.</li> <li>Regulations would introduce standard requirements for public question time, and the procedures for meetings generally.</li> <li>Members of the public across all local governments would have the same opportunities to address council and ask questions.</li> </ul>	<p>As above</p> <p><b><u>Recommendation – Items 2.4 to 2.6</u></b> <b>Supported</b></p>
<b>2.7 Regional Subsidiaries</b>	
<ul style="list-style-type: none"> <li>Work is continuing to consider how Regional Subsidiaries can be best established to: <ul style="list-style-type: none"> <li>Enable Regional Subsidiaries to provide a clear and defined public benefit for people within member local governments</li> <li>Provide for flexibility and innovation while ensuring appropriate transparency and accountability of ratepayer funds</li> <li>Where appropriate, facilitate financing of initiatives by Regional Subsidiaries within a reasonable and defined limit of risk</li> </ul> </li> </ul>	<p><b><u>Current Local Government Position</u></b> Item 2.7 <b>aligns</b> with Advocacy Position 2.3.1 - 'Regional Collaboration': <i>Local Governments should be empowered to form single and joint subsidiaries, and beneficial enterprises. In addition, compliance requirements of Regional Councils should be reviewed and reduced.</i></p> <p><b><u>Comment</u></b> Under the Regional Subsidiary model, two or more Local Governments can</p>

Local Government Reform Proposal Submission

PROPOSED REFORMS	WALGA COMMENTS & RECOMMENDATIONS
<ul style="list-style-type: none"><li>○ Ensure all employees of a Regional Subsidiary have the same employment conditions as those directly employed by member local governments.</li></ul>	<p>establish a regional subsidiary to undertake a shared service function on behalf of its member Local Governments. The model provides increased flexibility when compared to the Regional Local Government model because regional subsidiaries are primarily governed and regulated by a charter rather than legislation. While the regional subsidiary model's governance structure is primarily representative, it allows independent and commercially focussed directors to be appointed to the board of management.</p> <p>A key advantage of the regional subsidiary model is the use of a charter, as opposed to legislation, as the primary governance and regulatory instrument. Accordingly, the legislative provisions governing the establishment of regional subsidiaries should be light, leaving most of the regulation to the regional subsidiary charter, which can be adapted to suit the specific circumstances of each regional subsidiary.</p> <p><b><u>Recommendation – Item 2.7</u></b> <b>Supported subject to the use of a charter as the primary governance and regulatory instrument.</b></p>



Local Government Reform Proposal Submission

### Theme 3: Greater Transparency & Accountability

PROPOSED REFORMS	WALGA COMMENTS & RECOMMENDATIONS
<b>3.1 Recordings and Live-Streaming of All Council Meetings</b>	
<ul style="list-style-type: none"> <li>It is proposed that all local governments will be required to record meetings.</li> <li>Band 1 and 2 local governments would be required to livestream meetings, and make video recordings available as public archives.</li> <li>Band 1 and 2 are larger local governments are generally located in larger urban areas, with generally very good telecommunications infrastructure, and many already have audio-visual equipment.</li> <li>Band 1 and 2 local governments would be required to livestream meetings, and make video recordings available as public archives.</li> <li>Several local governments already use platforms such as YouTube, Microsoft Teams, and Vimeo to stream and publish meeting recordings.</li> <li>Limited exceptions would be made for meetings held outside the ordinary council chambers, where audio recordings may be used.</li> <li>Recognising their generally smaller scale, typically smaller operating budget, and potential to be in more remote locations, band 3 and 4 local governments would be required to record and publish audio recordings, at a minimum. These local governments would still be encouraged to livestream or video record meetings.</li> <li>All council meeting recordings would need to be published at the same time as the meeting minutes. Recordings of all confidential items would also need to be submitted to the DLGSC for archiving.</li> </ul>	<p><b><u>Current Local Government Position</u></b>  Item 3.1 <b>expands upon</b> Advocacy Position 2.6 – ‘Promote a size and scale compliance regime’ and Advocacy Position 2.6.31 - ‘Attendance at Council Meetings by Technology’</p> <p><i>A review of the ability of Elected Members to log into Council meetings should be undertaken.</i></p> <p><b>Comment</b>  Local Governments introducing electronic meeting procedures and the means for remote public attendance in response to the COVID-19 pandemic led to a swift uptake of streaming Council meetings. The proposed reform that Band 1 and 2 Local Governments will be required to livestream meetings may be problematic where technical capability such as reliable bandwidth impacts the district.</p> <p>The sector does not support the requirement to submit recordings of confidential items to the Department. Confidential items may include legal advice which is subject to legal privilege. Such privilege is at risk of being lost by the dissemination of the advice.</p> <p><b><u>Recommendation – Item 3.1</u></b>  <b>1. Support live streaming the ordinary and special council meetings of Band 1 and 2 Local Governments and audio recording the ordinary and special council meetings of Band 3 and 4 Local Governments.</b>  <b>2. Do not support archiving the recordings of confidential matters by the Department of Local Government, Sport and Cultural Industries.</b></p>

## Local Government Reform Proposal Submission

PROPOSED REFORMS	WALGA COMMENTS & RECOMMENDATIONS
<b>3.2 Recording All Votes in Council Minutes</b>	
<ul style="list-style-type: none"> <li>To support the transparency of decision-making by councillors, it is proposed that the individual votes cast by all councillors for all council resolutions would be required to be published in the council minutes, and identify those for, against, on leave, absent or who left the chamber.</li> <li>Regulations would prescribe how votes are to be consistently minuted.</li> </ul>	<p><b>Comment</b> There is an evolving common practice that Council Minutes record the vote of each Council Member present at a meeting.</p> <p><b>Recommendation – Item 3.2</b> <b>Supported</b></p>
<b>3.3 Clearer Guidance for Meeting Items that may be Confidential</b>	
<ul style="list-style-type: none"> <li>Recognising the importance of open and transparent decision-making, it is considered that confidential meetings and confidential meeting items should only be used in limited, specific circumstances.</li> <li>It is proposed to make the Act more specific in prescribing items that may be confidential, and items that should remain open to the public.</li> <li>Items not prescribed as being confidential could still be held as confidential items only with the prior written consent of the Inspector.</li> <li>All confidential items would be required to be audio recorded, with those recordings submitted to the DLGSC (see Item 3.1).</li> </ul>	<p><b>Comment</b> Clarifying the provisions of the Act has broad support within the sector. New reforms requiring Local Governments to video or audio record Council meetings (Item 3.1) will add to the formal record of proceedings that includes written Minutes. While being supported, the requirement to provide audio recordings of confidential matters to the DLGSC is queried on the basis that written and audio records can be readily accessed from a Local Government if required.</p> <p>The sector has concerns with submitting confidential items to the DLGSC is supported.</p> <p><b>Recommendation – Item 3.3</b> <b>Supported, subject to deleting the requirement to provide confidential items to the DLGSC.</b></p>
<b>3.4 Additional Online Registers</b>	
<ul style="list-style-type: none"> <li>It is proposed to require local governments to report specific information in online registers on the local government's website. Regulations would prescribe the information to be included.</li> <li>The following new registers, each updated quarterly, are proposed: <ul style="list-style-type: none"> <li><b>Lease Register</b> to capture information about the leases the local government is party to (either as lessor or lessee)</li> <li><b>Community Grants Register</b> to outline all grants and funding</li> </ul> </li> </ul>	<p><b>Comment</b> This proposal follows recent Act amendments that ensure a range of information is published on Local Government websites. WALGA has sought clarity that the contracts register excludes contracts of employment.</p> <p><b>Recommendation – Item 3.4</b> <b>Supported</b></p>

Local Government Reform Proposal Submission

PROPOSED REFORMS	WALGA COMMENTS & RECOMMENDATIONS
<div>provided by the local government</div> <div><ul style="list-style-type: none"><li>○ <b>Interests Disclosure Register</b> which collates all disclosures made by elected members about their interests related to matters considered by council</li><li>○ <b>Applicant Contribution Register</b> accounting for funds collected from applicant contributions, such as cash-in-lieu for public open space and car parking</li><li>○ <b>Contracts Register</b> that discloses all contracts above \$100,000.</li></ul></div>	
<b>3.5 Chief Executive Officer Key Performance Indicators (KPIs) be Published</b>	
<div><ul style="list-style-type: none"><li>• To provide for minimum transparency, it is proposed to mandate that the KPIs agreed as performance metrics for CEOs:<ul style="list-style-type: none"><li>○ Be published in council meeting minutes as soon as they are agreed prior to (before the start of the annual period)</li><li>○ The KPIs and the results be published in the minutes of the performance review meeting (at the end of the period)</li><li>○ The CEO has a right to provide written comments to be published alongside the KPIs and results to provide context as may be appropriate (for instance, the impact of events in that year that may have influenced the results against KPIs).</li></ul></li></ul></div>	<div><b>Comment</b> In principle, this proposal has some merit and would be particularly effective if all CEO KPIs consistently reflect Strategic Community Plans and Corporate Business Plans of Local Governments, together with KPIs reflective of the CEO's statutory functions under Section 5.41 of the Act. This approach would inform the community of the CEO's performance related to the strategic direction and operational function of the Local Government.</div> <div>In practice, the drafting of statutory provisions will require sensitive consideration of certain KPIs i.e. those relating to issues affecting the workplace or identified risk-based concerns, to reflect the way Audit Committees currently deal with some internal control, risk and legislative compliance issues confidentially. This approach will protect the interests of Local Governments and other parties associated with such KPIs. It would be prudent for exemptions to be provided, based on matters of confidentiality. The proposed reforms and recent Act amendments signal a clear intent to permit closer community involvement and scrutiny of Local Government. However, negative consequences are likely if Local Government Council's responsibility as the employing authority of the CEO became blurred due to perceived community entitlement to comment, question and influence KPIs and the performance review process. Additionally, the publication of CEO KPI's will elevate this employment position to a high degree of public scrutiny seldom evident in the public or private sector, if at all. It is worth investigating whether the proposed reforms considered whether this factor could impact on the recruitment of</div>



Local Government Reform Proposal Submission

PROPOSED REFORMS	WALGA COMMENTS & RECOMMENDATIONS
	<p>CEO's, particularly from outside the Local Government sector. The results of performance reviews should be confidential information between the employer and employee and should not be published and should remain within the confidential human resource records of the organisation.</p> <p><u>Recommendation – Item 3.5</u></p> <ol style="list-style-type: none"><li>1. Conditionally support the reporting of CEO KPIs that are consistent with the strategic direction and operational function of the Local Government, subject to exemptions for publishing KPI's of a confidential nature;</li><li>2. Do not support the results of performance reviews being published.</li></ol>



Local Government Reform Proposal Submission

#### Theme 4: Stronger Local Democracy and Community Engagement

PROPOSED REFORMS	WALGA COMMENTS & RECOMMENDATIONS
<b>4.1 Community and Stakeholder Engagement Charters</b>	
<ul style="list-style-type: none"> <li>It is proposed to introduce a requirement for local governments to prepare a community and stakeholder engagement charter which sets out how local government will communicate processes and decisions with their community.</li> <li>A model Charter would be published to assist local governments who wish to adopt a standard form.</li> </ul>	<p><b>Current Local Government Position</b>  Items 4.1 and 4.2 <b>generally align</b> with Advocacy Position 2.6.34 - 'Support responsive, aspirational and innovative community engagement principles'</p> <p><i>The Local Government sector supports:</i></p> <ol style="list-style-type: none"> <li>1. <i>Responsive, aspirational and innovative community engagement principles</i></li> <li>2. <i>Encapsulation of aims and principles in a community engagement policy, and</i></li> <li>3. <i>The option of hosting an Annual Community Meeting to present on past performance and outline future prospects and plans.</i></li> </ol> <p><b>Comment</b>  As indicated in Item 4.1 commentary, many Local Governments have already developed stakeholder engagement charters, or similar engagement strategies, that reflect their unique communities of interest. The development of guidance by the DLGSC, based on standards such as the International Standard for Public Participation practice, is supported in favour of taking a prescriptive approach or conducting a survey for the sake of a survey. Item 4.2 has potential to provide benchmarking of community satisfaction levels across Band 1 and 2 Local Governments.</p> <p><b>Recommendation – Item 4.1</b>  <b>Supported</b></p>
<b>4.2 Ratepayer Satisfaction Surveys (Band 1 and 2 local governments only)</b>	
<ul style="list-style-type: none"> <li>It is proposed to introduce a requirement that every four years, all local governments in bands 1 and 2 hold an independently-managed ratepayer satisfaction survey.</li> <li>Results would be required to be reported publicly at a council meeting</li> </ul>	<p><b>Recommendation – Item 4.2</b>  <b>Support the conduct of community, rather than ratepayer, satisfaction surveys.</b></p>

## Local Government Reform Proposal Submission

PROPOSED REFORMS	WALGA COMMENTS & RECOMMENDATIONS
<p>and published on the local government's website.</p> <ul style="list-style-type: none"> <li>All local governments would be required to publish a response to the results.</li> </ul>	
<b>4.3 Introduction of Preferential Voting</b>	
<ul style="list-style-type: none"> <li>Preferential voting is proposed be adopted as the method to replace the current first past the post system in local government elections.</li> <li>In preferential voting, voters number candidates in order of their preferences.</li> <li>Preferential voting is used in State and Federal elections in Western Australia (and in other states). This provides voters with more choice and control over who they elect.</li> <li>All other states use a form of preferential voting for local government.</li> </ul>	<p><b>Current Local Government Position</b>  Item 4.3 <u>does not align</u> with Advocacy Position 2.5.1 – ‘First Past the Post voting system’</p> <p><i>The Local Government sector supports:</i></p> <ol style="list-style-type: none"> <li>Four year terms with a two year spill</li> <li>Greater participation in Local Government elections</li> <li>The option to hold elections through: <ul style="list-style-type: none"> <li>Online voting</li> <li>Postal voting, and</li> <li>In-person voting</li> </ul> </li> <li>Voting at Local Government elections to be voluntary</li> <li>The first past the post method of counting votes</li> </ol> <p><b>Comment</b>  It should be noted that the sector's advocacy against compulsory voting and ‘All in, All out’ 4 year terms has been successful and these items are not included in the reform proposals.</p> <p>The introduction of preferential voting will be a return to the system of voting prior to the <i>Local Government Act 1995</i>. The Local Government Advisory Board reported on voting systems in 2006 (<i>Local Government Structural Reform in Western Australia: Ensuring the Future Sustainability of Communities</i>) and provided the following comments in support of both first past the post voting and preferential voting:  ‘Comments in support of retaining first past the post include:</p> <ul style="list-style-type: none"> <li>Quick to count. Preferential voting is time consuming to count.</li> <li>Easily understood.</li> <li>Removes politics out of campaigning. Preferential will encourage</li> </ul>

Local Government Reform Proposal Submission

PROPOSED REFORMS	WALGA COMMENTS & RECOMMENDATIONS
	<p><i>alliances formed for the distribution of preferences and party politics into local government.</i></p> <ul style="list-style-type: none"><li><i>• Preferential voting allows election rigging through alliances or ‘dummy’ candidates.</i></li><li><i>• In a preferential system, the person that receives the highest number of first preference votes does not necessarily get elected.’</i></li></ul> <p><i>‘Comments in support of replacing first past the post include:</i></p> <ul style="list-style-type: none"><li><i>• Preferential voting is more democratic and removes an area of confusion.</i></li><li><i>• Preferential voting ensures that the most popular candidates are elected who best reflect the will of the voters.</i></li><li><i>• Preferential system should be introduced. In FPP elections, candidates work together to get votes for each other. Preferential would make it more difficult for this practice to take place.</i></li><li><i>• FPP does not adequately reflect the wishes of electors when there are three candidates or more.</i></li><li><i>• FPP is unsuitable when there is more than one vacancy.</i></li><li><i>• Allows for a greater representation from a range of interest groups and prevents domination of elections by mainstream party politics.’</i></li></ul> <p>The Sector supports first past the post voting for its simplicity and fundamental apolitical nature, therefore the proposed reforms are not supported.</p> <p>A number of Local Governments raised the need for a fall back position if this proposal is progressed by the State Government. Optional Preferential voting was considered as the better preferential voting system according to the feedback.</p> <p><b>Recommendation – Item 4.3</b></p> <ol style="list-style-type: none"><li><b>1. Oppose the proposal for preferential voting and support first past the post method of counting votes.</b></li><li><b>2. However, if ‘first past the post’ is not retained then optional preferential voting is preferred.</b></li></ol>



## Local Government Reform Proposal Submission

PROPOSED REFORMS	WALGA COMMENTS & RECOMMENDATIONS
<b>4.4 Public Vote to Elect the Mayor and President</b>	
<ul style="list-style-type: none"> <li>Mayors and Presidents of all local governments perform an important public leadership role within their local communities.</li> <li>Band 1 and 2 local governments generally have larger councils than those in bands 3 and 4.</li> <li>Accordingly, it is proposed that the Mayor or President for all band 1 and 2 councils is to be elected through a vote of the electors of the district. Councils in bands 3 and 4 would retain the current system.</li> <li>A number of Band 1 and Band 2 councils have already moved towards Public Vote to Elect the Mayor and President in recent years, including City of Stirling and City of Rockingham.</li> </ul>	<p><b>Current Local Government Position</b>  Item 4.4 <b>does not align</b> with Advocacy Position 2.5.2 - 'Election of Mayors and Presidents be at the discretion of Local Government.' <i>Local Governments should determine whether their Mayor or President will be elected by the Council or elected by the community.</i></p> <p><b>Comment</b>  There are 43 Band 1 and 2 Local Governments with 22 popularly electing the Mayor or President:  Band 1 - 15  Band 2 - 7</p> <p>The remaining 21 Local Governments have a Council-elected Mayor or President. The sector does not support a requirement for the role of Mayor or President to be determined by electors. The sector considers that its current system of having the Mayor elected directly by Council assists in ensuring the Mayor/President has the support of the majority of Council. Further, it assists in avoiding party politics.</p> <p><b>Recommendation – Item 4.4</b>  <b>Oppose this proposal and support retaining the current provision, that the election of Mayors and Presidents be at the discretion of each Local Government.</b></p>
<b>4.5 Tiered Limits on the Number of Councillors</b>	
<ul style="list-style-type: none"> <li>It is proposed to limit the number of councillors based on the population of the entire local government.</li> <li>Some smaller local governments have already been moving to having smaller councils to reduce costs for ratepayers.</li> <li>The <a href="#">Local Government Panel Report</a> proposed: <ul style="list-style-type: none"> <li>For a population of up to 5,000 – five councillors (including the President)</li> </ul> </li> </ul>	<p><b>Current Local Government Position</b>  Item 4.5 <b>does not align</b> with Advocacy Position 2.5.1 – 'Councils consist of between six and 15 (including the Mayor/President)' <i>Local Governments being enabled to determine the number of Elected Members required on the Council between six and 15 (including the Mayor/President)</i></p>

## Local Government Reform Proposal Submission

PROPOSED REFORMS	WALGA COMMENTS & RECOMMENDATIONS
<ul style="list-style-type: none"> <li>o population of between 5,000 and 75,000 – five to nine councillors (including the Mayor/President)</li> <li>o population of above 75,000 – nine to fifteen councillors (including Mayor).</li> </ul>	<p><b>Comment</b> The proposed reform to restrict Local Governments with populations under 5,000 to 5 Council Members does not reflect the varied communities of interest within this grouping. Some Local Governments are essentially regional centres such as the Shires of Katanning (9), Dandaragan (9), Merredin (9), Moora (9) and Northampton (9) (current Councillor numbers bracketed). Local Governments such as the Shire of Ngaanyatjaraku (9) manage substantial land areas, manage isolated communities such as the Shire of Meekatharra (7) and culturally diverse communities such as the Shire of Christmas Island (9). Some Local Governments with populations up to 5,000 warrant a greater number of Councillors to effectively share the representative role that Council Members play within their communities.</p> <p>The additional proposed reforms in population categories over 5,000 generally reflect the current Councillor numbers.</p> <p><b>Recommendation – Item 4.5</b> <b>Recommend 5 to 7 Council Members for populations up to 5,000 and support the remaining proposed reforms.</b></p>
<b>4.6 No Wards for Small Councils (Band 3 and 4 Councils only)</b>	
<ul style="list-style-type: none"> <li>• It is proposed that the use of wards for councils in bands 3 and 4 is abolished.</li> <li>• Wards increase the complexity of elections, as this requires multiple versions of ballot papers to be prepared for a local government's election.</li> <li>• In smaller local governments, the population of wards can be very small.</li> <li>• These wards often have councillors elected unopposed, or elect a councillor with a very small number of votes. Some local governments have ward councillors elected with less than 50 votes.</li> <li>• There has been a trend in smaller local governments looking to reduce the use of wards, with only 10 councils in bands 3 and 4 still having wards.</li> </ul>	<p><b>Comment</b> The proposed reform to discontinue wards in Band 3 and 4 Local Governments brings alignment with the majority and provides that affected Local Governments will no longer have to conduct 8 year ward reviews or make representation to the Local Government Advisory Board to revert to a no wards system.</p> <p>Remaining proposed reforms will improve and clarify election processes.</p> <p><b>Recommendation – Items 4.6 to 4.9</b> <b>Supported</b></p>

## Local Government Reform Proposal Submission

PROPOSED REFORMS	WALGA COMMENTS & RECOMMENDATIONS
<b>4.7 Electoral Reform – Clear Lease Requirements for Candidate and Voter Eligibility</b>	
<ul style="list-style-type: none"> <li>Reforms are proposed to prevent the use of “sham leases” in council elections. Sham leases are where a person creates a lease only to be able to vote or run as a candidate for council.</li> <li>The City of Perth Inquiry Report identified sham leases as an issue.</li> <li>Electoral rules are proposed to be strengthened:             <ul style="list-style-type: none"> <li>A minimum lease period of 12 months will be required for anyone to register a person to vote or run for council.</li> <li>Home based businesses will not be eligible to register a person to vote or run for council, because any residents are already the eligible voter(s) for that address.</li> <li>Clarifying the minimum criteria for leases eligible to register a person to vote or run for council.</li> </ul> </li> <li>The reforms would include minimum lease periods to qualify as a registered business (minimum of 12 months), and the exclusion of home based businesses (where the resident is already eligible) and very small sub-leases.</li> <li>The basis of eligibility for each candidate (e.g. type of property and suburb of property) is proposed to be published, including in the candidate pack for electors.</li> </ul>	<p>As above</p> <p><b><u>Recommendation – Items 4.6 to 4.9</u></b> <b>Supported</b></p>
<b>4.8 Reform of Candidate Profiles</b>	
<ul style="list-style-type: none"> <li>Further work will be undertaken to evaluate how longer candidate profiles could be accommodated.</li> <li>Longer candidate profiles would provide more information to electors, potentially through publishing profiles online.</li> <li>It is important to have sufficient information available to assist electors make informed decisions when casting their vote.</li> </ul>	<p>As above</p> <p><b><u>Recommendation – Items 4.6 to 4.9</u></b> <b>Supported</b></p>



Local Government Reform Proposal Submission

PROPOSED REFORMS	WALGA COMMENTS & RECOMMENDATIONS
4.9 Minor Other Electoral Reforms	
<ul style="list-style-type: none"><li>Minor other electoral reforms are proposed to include:<ul style="list-style-type: none"><li>The introduction of standard processes for vote re-counts if there is a very small margin between candidates (e.g. where there is a margin of less than 10 votes a recount will always be required)</li><li>The introduction of more specific rules concerning local government council candidates' use of electoral rolls.</li></ul></li></ul>	<p>As above</p> <p><u>Recommendation – Items 4.6 to 4.9</u></p> <p><b>Supported</b></p>



## Local Government Reform Proposal Submission

## Theme 5: Clear Roles and Responsibilities

PROPOSED REFORMS	WALGA COMMENTS & RECOMMENDATIONS
<b>5.1 Introduce Principles in the Act</b>	
<ul style="list-style-type: none"> <li>It is proposed to include new principles in the Act, including: <ul style="list-style-type: none"> <li>The recognition of Aboriginal Western Australians</li> <li>Tiering of local governments (with bands being as assigned by the Salaries and Allowances Tribunal)</li> <li>Community Engagement</li> <li>Financial Management.</li> </ul> </li> </ul>	<p><b>Current Local Government Position</b> Item 5.1 <u>generally aligns</u> with Advocacy Position 2.6 - Legislative Intent <i>Provide flexible, principles-based legislative framework.</i></p> <p><b>Recommendation – Item 5.1</b> <b>Supported</b></p>
<b>5.2 Greater Role Clarity</b>	
<ul style="list-style-type: none"> <li>The <a href="#">Local Government Act Review Panel</a> recommended that roles and responsibilities of elected members and senior staff be better defined in law.</li> <li>It is proposed that these roles and responsibilities are further defined in the legislation.</li> <li>These proposed roles will be open to further consultation and input. These roles would be further strengthened through <b>Council Communications Agreements</b> (see item 5.3).</li> </ul> <p><b>5.2.1 - Mayor or President Role</b></p> <ul style="list-style-type: none"> <li>It is proposed to amend the Act to specify the roles and responsibilities of the Mayor or President.</li> <li>While input and consultation will inform precise wording, it is proposed that the Act is amended to generally outline that the Mayor or President is responsible for: <ul style="list-style-type: none"> <li>Representing and speaking on behalf of the whole council and the local government, at all times being consistent with the resolutions of council</li> <li>Facilitating the democratic decision-making of council by presiding at council meetings in accordance with the Act</li> <li>Developing and maintaining professional working relationships between councillors and the CEO</li> <li>Performing civic and ceremonial duties on behalf of the local</li> </ul> </li> </ul>	<p><b>Current Local Government Position</b> Item 5.2 <u>aligns</u> with Advocacy Position 2.6.36 - 'Roles and Responsibilities'</p> <p><i>That clarification of roles and responsibilities for Mayors/ Presidents, Councillors and CEOs be reviewed to ensure that there is no ambiguity.</i></p> <p><b>Recommendation – Item 5.2</b> <b>Supported</b></p> <p><b>Recommendation – Item 5.2.1</b> <b>Supported</b></p>

Local Government Reform Proposal Submission

PROPOSED REFORMS	WALGA COMMENTS & RECOMMENDATIONS
<p>government</p> <p>Working effectively with the CEO and councillors in overseeing the delivery of the services, operations, initiatives and functions of the local government.</p> <p><b>5.2.2 - Council Role</b></p> <ul style="list-style-type: none"><li>• It is proposed to amend the Act to specify the roles and responsibilities of the Council, which is the entity consisting of all of the councillors and led by the Mayor or President.</li><li>• While input and consultation will inform precise wording, it is proposed that the Act is amended to generally outline that the Council is responsible for:<ul style="list-style-type: none"><li>◦ Making significant decisions and determining policies through democratic deliberation at council meetings</li><li>◦ Ensuring the local government is adequately resourced to deliver the local governments operations, services and functions - including all functions that support informed decision-making by council</li><li>◦ Providing a safe working environment for the CEO;</li><li>◦ Providing strategic direction to the CEO;</li></ul></li></ul> <p>Monitoring and reviewing the performance of the local government.</p> <p><b>5.2.3 - Elected Member (Councillor) Role</b></p> <ul style="list-style-type: none"><li>• It is proposed to amend the Act to specify the roles and responsibilities of all elected councillors.</li><li>• While input and consultation will inform precise wording, it is proposed that the Act is amended to generally outline that every elected councillor is responsible for:<ul style="list-style-type: none"><li>◦ Considering and representing, fairly and without bias, the current and future interests of all people who live, work and visit the district (including for councillors elected for a particular ward)</li><li>◦ Positively and fairly contribute and apply their knowledge, skill, and judgement to the democratic decision-making process of council</li><li>◦ Applying relevant law and policy in contributing to the decision-making of the council</li><li>◦ Engaging in the effective forward planning and review of the local governments' resources, and the performance of its operations, services, and functions</li></ul></li></ul>	<p><u><a href="#">Recommendation – Item 5.2.2</a></u> <b>Supported</b></p> <p><u><a href="#">Recommendation – Item 5.2.3</a></u> <b>Supported</b></p>



## Local Government Reform Proposal Submission

PROPOSED REFORMS	WALGA COMMENTS & RECOMMENDATIONS
<ul style="list-style-type: none"> <li>○ Communicating the decisions and resolutions of council to stakeholders and the public</li> <li>○ Developing and maintaining professional working relationships with all other councillors and the CEO</li> <li>○ Maintaining and developing their knowledge and skills relevant to local government</li> <li>○ Facilitating public engagement with local government.</li> </ul> <p>It is proposed that elected members should not be able to use their title (e.g. "Councillor", "Mayor", or "President") and associated resources of their office (such as email address) unless they are performing their role in their official capacity.</p> <p><b>5.2.4 - CEO Role</b></p> <ul style="list-style-type: none"> <li>• The <i>Local Government Act 1995</i> requires local governments to employ a CEO to run the local government administration and implement the decisions of council.</li> <li>• To provide greater clarity, it is proposed to amend the Act to specify the roles and responsibilities of all local government CEOs.</li> <li>• While input and consultation will inform precise wording, it is proposed that the Act is amended to generally outline that the CEO of a local government is responsible for: <ul style="list-style-type: none"> <li>○ Coordinating the professional advice and assistance necessary for all elected members to enable the council to perform its decision-making functions</li> <li>○ Facilitating the implementation of council decisions</li> <li>○ Ensuring functions and decisions lawfully delegated by council are managed prudently on behalf of the council</li> <li>○ Managing the effective delivery of the services, operations, initiatives and functions of the local government determined by the council</li> <li>○ Providing timely and accurate information and advice to all councillors in line with the Council Communications Agreement (see item 5.3)</li> <li>○ Overseeing the compliance of the operations of the local government with State and Federal legislation on behalf of the council</li> <li>○ Implementing and maintaining systems to enable effective planning, management, and reporting on behalf of the council.</li> </ul> </li> </ul>	<p>5.2.4 There is the requirement for more detail for this item. The general direction of the proposal is supported, subject to including reference that the CEO is responsible for the recruitment and performance management of all staff as indicated in the current Act/Regulations.</p> <p><b><u>Recommendation – Items 5.2.4</u></b>  <b>Supported, subject to including reference that the CEO is responsible for the recruitment and performance management of all staff as indicated in the current Act/Regulations.</b></p>

## Local Government Reform Proposal Submission

PROPOSED REFORMS	WALGA COMMENTS & RECOMMENDATIONS
<b>5.3 Council Communication Agreements</b>	
<ul style="list-style-type: none"> <li>In State Government, there are written Communication Agreements between Ministers and agencies that set standards for how information and advice will be provided.</li> <li>It is proposed that local governments will need to have Council Communications Agreements between the council and the CEO.</li> <li>These Council Communication Agreements would clearly specify the information that is to be provided to councillors, how it will be provided, and the timeframes for when it will be provided.</li> <li>A template would be published by DLGSC. This default template will come into force if a council and CEO do not make a specific other agreement within a certain timeframe following any election.</li> </ul>	<p><b>Comment</b> The availability of information not already in the public domain to Councillors under Section 5.92 of the Act can become contentious in the absence of a clear statement in support of the function the Council Member is performing. This can place CEO's in the invidious position of ruling on the availability of a record of the Local Government, when it is also their function under Section 5.41(h) of the Act to <i>'ensure that records and documents of the local government are properly kept for the purposes of this Act and any other written law'</i>. Consistent availability of information motivates this proposed reform and it does not appear that individual Council Communication Agreements will be a means to that end. There is a better case for a uniform approach in the form of a regulated Agreement, in much the same way that the Communication Agreements between Ministers and agencies are based on provisions of the <i>Public Sector Management Act 1994</i>.</p> <p><b>Recommendation – Item 5.3</b> <b>Support a consistent, regulated Communications Agreement.</b></p>
<b>5.4 Local Governments May Pay Superannuation Contributions for Elected Members</b>	
<ul style="list-style-type: none"> <li>It is proposed that local governments should be able to decide, through a vote of council, to pay superannuation contributions for elected members. These contributions would be additional to existing allowances.</li> <li>Superannuation is widely recognised as an important entitlement to provide long term financial security.</li> <li>Other states have already moved to allow councils to make superannuation contributions for councillors.</li> <li>Allowing council to provide superannuation is important part of encouraging equality for people represented on council – particularly for women and younger people.</li> <li>Providing superannuation to councillors recognises that the commitment to elected office can reduce a person's opportunity to undertake employment and earn superannuation contributions.</li> </ul>	<p><b>Comment</b> WALGA was in the process of consulting with the sector when this reform was announced. The feedback to date from Local Governments has majority support. The proposed discretionary approach will permit Local Governments to exercise general competence powers to make their own determination on paying superannuation to Council Members.</p> <p><b>Recommendation – Item 5.4</b> <b>Supported</b></p>

## Local Government Reform Proposal Submission

PROPOSED REFORMS	WALGA COMMENTS & RECOMMENDATIONS
<b>5.5 Local Governments May Establish Education Allowances</b>	
<ul style="list-style-type: none"> <li>Local governments will have the option of contributing to the education expenses for councillors, up to a defined maximum value, for tuition costs for further education that is directly related to their role on council.</li> <li>Councils will be able to decide on a policy for education expenses, up to a maximum yearly value for each councillor. Councils may also decide not to make this entitlement available to elected members.</li> <li>Any allowance would only be able to be used for tuition fees for courses, such as training programs, diplomas, and university studies, which relate to local government.</li> <li>Where it is made available, this allowance will help councillors further develop skills to assist with making informed decisions on important questions before council, and also provide professional development opportunities for councillors.</li> </ul>	<p><b><u>Current Local Government Position</u></b>  Item 5.5 <u>generally aligns</u> with Advocacy Position 2.8 - Elected Member Training  <i>Support Local Governments being required to establish an Elected Member Training Policy to encourage training and include budgetary provision of funding for Elected Members;</i></p> <p><b><u>Comment</u></b>  The proposal augments recent Act amendments that require Local Governments to adopt a professional development policy for Council Members. Many Local Governments now budget for training requirements that align with the policy statement.</p> <p><b><u>Recommendation – Item 5.5</u></b>  <b>Supported</b></p>
<b>5.6 Standardised Election Caretaker period</b>	
<ul style="list-style-type: none"> <li>A statewide caretaker period for local governments is proposed.</li> <li>All local governments across the State would have the same clearly defined election period, during which: <ul style="list-style-type: none"> <li>Councils do not make major decisions with criteria to be developed defining 'major'</li> <li>Incumbent councillors who nominate for re-election are not to represent the local government, act on behalf of the council, or use local government resources to support campaigning activities.</li> </ul> </li> </ul> <p>There are consistent election conduct rules for all candidates.</p>	<p><b><u>Comment</u></b>  WALGA developed a template Caretaker Policy in 2017 on request for a consistent approach. There are no know instances where Caretaker Policy have led to unforeseen or unmanageable consequences impacting on decision-making functions.</p> <p><b><u>Recommendation – Item 5.6</u></b>  <b>Supported</b></p>

## Local Government Reform Proposal Submission

PROPOSED REFORMS	WALGA COMMENTS & RECOMMENDATIONS
<b>5.7 Remove WALGA from the Act</b>	
<ul style="list-style-type: none"> <li>The <a href="#">Local Government Panel Report</a> recommended that WALGA not be constituted under the <i>Local Government Act 1995</i>.</li> <li>Separating WALGA out of the Act will provide clarity that WALGA is not a State Government entity.</li> </ul>	<p><b>Comment</b> WALGA is conducting its own due diligence on this proposal, previously identified in the Local Government Review Panel Report. The outcome of this reform would require a transition of WALGA from a body constituted under the Act to an incorporated association. It is important to the Local Government sector that the provisions relating to the mutual self-insurance scheme and tender exempt prequalified supply panels remain in the Act and are not affected by this proposal. Further work is being carried out by WALGA to fully understand the effect this proposal will have on WALGA and the sector.</p> <p><b>Recommendation – Item 5.7</b>  <ol style="list-style-type: none"> <li>Support for this proposal is subject to WALGA undertaking further due diligence on the broader implications of the proposal and subsequent consultation with the sector.</li> <li>Any proposed reforms ensure that: <ol style="list-style-type: none"> <li>The Local Government Act retain statutory provisions permitting WALGA to provide the sector with the mutual self-insurance scheme and preferred supplier program tender exemptions; and</li> <li>There be no disadvantages to WALGA's capacity to provide services and represent the interests of the sector.</li> </ol> </li> </ol> </p>
<b>5.8 CEO Recruitment</b>	
<ul style="list-style-type: none"> <li>It is proposed that DLGSC establishes a panel of approved panel members to perform the role of the independent person on CEO recruitment panels.</li> <li>Councils will be able to select an independent person from the approved list.</li> </ul> <p>Councils will still be able to appoint people outside of the panel with the approval of the Inspector.</p>	<p><b>Comment</b> The proposed reform augments the CEO Standards in relation to recruitment introduced in February 2021.</p> <p><b>Recommendation – Item 5.8</b> <b>Supported on the proviso that no cost is associated with the use of the approved panel.</b></p>

Local Government Reform Proposal Submission

### Theme 6: Improved Financial Management and Reporting

PROPOSED REFORMS	WALGA COMMENTS & RECOMMENDATIONS
<b>6.1 Model Financial Statements and Tiered Financial Reporting</b>	
<ul style="list-style-type: none"> <li>The Minister strongly believes in transparency and accountability in local government. The public rightly expects the highest standards of integrity, good governance, and prudent financial management in local government.</li> <li>It is critically important that clear information about the financial position of local governments is openly available to ratepayers. Financial information also supports community decision-making about local government services and projects.</li> <li>Local governments differ significantly in the complexity of their operations. Smaller local governments generally have much less operating complexity than larger local governments.</li> <li>The Office of the Auditor General has identified opportunities to improve financial reporting, to make statements clearer, and reduce unnecessary complexity.</li> <li>Recognising the difference in the complexity of smaller and larger local governments, it is proposed that financial reporting requirements should be tiered – meaning that larger local governments will have greater financial reporting requirements than smaller local governments.</li> <li>It is proposed to establish standard templates for <b>Annual Financial Statements</b> for band 1 and 2 councils, and simpler, clearer financial statements for band 3 and 4.</li> <li><b>Online Registers</b>, updated quarterly (see item 3.4), would provide faster and greater transparency than current annual reports. Standard templates will be published for use by local governments.</li> <li><b>Simpler Strategic and Financial Planning</b> (item 6.2) would also improve the budgeting process.</li> </ul>	<p><b><u>Current Local Government Position</u></b></p> <p>Items 6.1 and 6.2 <b>generally align</b> with Advocacy Position 2.6 – Support a size and scale compliance regime and Advocacy Position 2.6.24 – Financial Management and Procurement.</p> <p><i>The Local Government sector:</i></p> <ol style="list-style-type: none"> <li>1. Requests the Minister for Local Government to direct the Department of Local Government to prepare a Model set of Financial Statements and Annual Budget Statements for the Local Government sector, in consultation with the Office of the Auditor General.</li> <li>2. Requests the Department of Local Government to re-assess the amount of detail required to be included in annual financial reports, in particular for small and medium sized entities as suggested by the Office of Auditor General.</li> </ol> <p><b>Comment</b></p> <p>The Sector has a long-standing position for a broad review of the financial management and reporting provisions of the Act, which remain largely unchanged since commencing in 1996.</p> <p><b><u>Recommendation – Item 6.1</u></b></p> <p><b>Supported</b></p>

## Local Government Reform Proposal Submission

PROPOSED REFORMS	WALGA COMMENTS & RECOMMENDATIONS
<b>6.2 Simplify Strategic and Financial Planning</b>	
<ul style="list-style-type: none"> <li>• Having clear information about the finances of local government is an important part of enabling informed public and ratepayer engagement and input to decision-making.</li> <li>• The framework for financial planning should be based around information being clear, transparent, and easy to understand for all ratepayers and members of the public.</li> <li>• In order to provide more consistency and clarity across the State, it is proposed that greater use of templates is introduced to make planning and reporting clearer and simpler, providing greater transparency for ratepayers.</li> <li>• Local governments would be required to adopt a standard set of plans, and there will be templates published by the DLGSC for use or adaption by local governments.</li> <li>• It is proposed that the plans that are required are: <ul style="list-style-type: none"> <li>○ Simplified <b>Council Plans</b> that replace existing Strategic Community Plans and set high-level objectives, with a new plan required at least every eight years. These will be short-form plans, with a template available from the DLGSC</li> <li>○ Simplified <b>Asset Management Plans</b> to consistently forecast costs of maintaining the local government's assets. A new plan will be required at least every ten years, though local governments should update the plan regularly if the local government gains or disposes of major assets (e.g. land, buildings, or roads). A template will be provided, and methods of valuations will be simplified to reduce red tape</li> <li>○ Simplified <b>Long Term Financial Plans</b> will outline any long term financial management and sustainability issues, and any investments and debts. A template will be provided, and these plans will be required to be reviewed in detail at least every four years</li> <li>○ A new <b>Rates and Revenue Policy</b> (see item 6.3) that identifies the approximate value of rates that will need to be collected in future years (referencing the Asset Management Plan and Long Term Financial Plan) – providing a forecast to ratepayers (updated at least every four years)</li> </ul> </li> </ul>	<p>As above</p> <p><u><b>Recommendation – Item 6.2</b></u> <b>Supported</b></p>

## Local Government Reform Proposal Submission

PROPOSED REFORMS	WALGA COMMENTS & RECOMMENDATIONS
<ul style="list-style-type: none"> <li>The use of simple, one-page <b>Service Proposals</b> and <b>Project Proposals</b> that outline what proposed services or initiatives will cost, to be made available through council meetings. These will become <b>Service Plans</b> and <b>Project Plans</b> added to the yearly budget if approved by council. This provides clear transparency for what the functions and initiatives of the local government cost to deliver. Templates will be available for use by local governments</li> </ul>	
<b>6.3 Rates and Revenue Policy</b>	
<ul style="list-style-type: none"> <li>The Rates and Revenue Policy is proposed to increase transparency for ratepayers by linking rates to basic operating costs and the minimum costs for maintaining essential infrastructure.</li> <li>A Rates and Revenue Policy would be required to provide ratepayers with a forecast of future costs of providing local government services.</li> <li>The Policy would need to reflect the Asset Management Plan and the Long Term Financial Plan (see item 6.2), providing a forecast of what rates would need to be, to cover unavoidable costs.</li> <li>A template would be published for use or adaption by all local governments.</li> <li>The <a href="#">Local Government Panel Report</a> included this recommendation.</li> </ul>	<p><b><u>Current Local Government Position</u></b>  Item 6.3 <b>generally aligns</b> with Advocacy Position 2.1.6 - Rate Setting and WALGA's <a href="#">Rate Setting Policy Statement</a>.  <i>Councils' deliberative rate setting processes reference their Integrated Planning Framework – a thorough strategic, financial and asset management planning process – and draw upon the community's willingness and capacity to pay.</i></p> <p><b><u>Recommendation – Item 6.3</u></b>  <b>Supported</b></p>
<b>6.4 Monthly Reporting of Credit Card Statements</b>	
<ul style="list-style-type: none"> <li>The statements of a local government's credit cards used by local government employees will be required to be tabled at council at meetings on a monthly basis.</li> <li>This provides oversight of incidental local government spending.</li> </ul>	<p><b><u>Comment</u></b>  This proposed reform reflects widespread common practice for credit card transactions to be included in monthly financial reports and lists of accounts paid.</p> <p><b><u>Recommendation – Item 6.4</u></b>  <b>Supported</b></p>

## Local Government Reform Proposal Submission

PROPOSED REFORMS	WALGA COMMENTS & RECOMMENDATIONS
<b>6.5 Amended Financial Ratios</b>	
<ul style="list-style-type: none"> <li>Financial ratios will be reviewed in detail, building on work already underway by the DLGSC.</li> <li>The methods of calculating ratios and indicators will be reviewed to ensure that the results are accurate and useful.</li> </ul>	<p><b><u>Current Local Government Position</u></b>  Item 6.5 <u>aligns</u> with Advocacy Position 2.6.25 - Review and reduce financial ratios.  <i>Advocate to the Minister for Local Government to amend the Local Government (Financial Management) Regulations 1996 to prescribe the following ratios:</i></p> <ol style="list-style-type: none"> <li>Operating Surplus Ratio,</li> <li>Net Financial Liabilities Ratio,</li> <li>Debt Service Coverage Ratio, and</li> <li>Current Ratio.</li> </ol> <p><b><u>Recommendation – Item 6.5</u></b>  <b>Supported</b></p>
<b>6.6 Audit Committees</b>	
<ul style="list-style-type: none"> <li>To ensure independent oversight, it is proposed the Chair of any Audit Committee be required to be an independent person who is not on council or an employee of the local government.</li> <li>Audit Committees would also need to consider proactive risk management.</li> <li>To reduce costs, it is proposed that local governments should be able to establish shared Regional Audit Committees.</li> <li>The Committees would be able to include council members but would be required to include a majority of independent members and an independent chairperson.</li> </ul>	<p><b><u>Current Local Government Position</u></b>  Item 6.6 <u>does not align</u> with Advocacy Position 2.2.4 – Accountability and Audit</p> <p><i>That audit committees of Local Government, led and overseen by the Council, have a clearly defined role with an Elected Member majority and chair.</i></p> <p><b>Comment</b>  The Sector's view is well established, that the Council must maintain, and be seen by the community to have, majority involvement and investment in the purpose of an Audit Committee. There is sector support for some independent members on the Audit Committee, however not a majority.</p> <p>The dual effect of the proposed reform is to guarantee a place for a majority of independent persons on Audit Committees, with the additional requirement that an independent person Chair this Committee. Presently, not all Local Government Audit Committees are able to include an independent person. This may be for a variety of reasons not least of which</p>

Local Government Reform Proposal Submission

PROPOSED REFORMS	WALGA COMMENTS & RECOMMENDATIONS
	<p>is a lack of suitable, available candidates with the required qualification, skill and experience.</p> <p>It would be counter-productive if the proposed reforms led to the appointment of unsuitable independent persons to a skills-based role. The concept of Regional Audit Committees has apparent merit in this case but there is no detail regarding practicalities; for example, is the Regional Audit Committee intended to include the same independent persons who will meet separately with each Local Government within the region?</p> <p>There is too little certainty that the imperative question of appropriate representation will be managed as a consequence of the proposed reforms for it to be supported.</p> <p>The proposal for the Audit Committees to also consider proactive risk management is supported.</p> <p><b><u>Recommendation – Item 6.6</u></b></p> <ol style="list-style-type: none"><li><b>1. Support the role of the Office of the Auditor General as the responsible entity for independent oversight of Local Government audits.</b></li><li><b>2. Support Audit Committees of Local Government <u>with an Elected Member majority</u> including independent members, and to consider proactive risk management issues.</b></li><li><b>3. Support the proposal to establish shared regional Audit Committees</b></li><li><b>4. Support the appointment of an independent member as chair of the Audit Committee to remain at the discretion of each Local Government.</b></li><li><b>5. Support the payment of meeting fees or defined reimbursements to independent Audit Committee members.</b></li></ol>



## Local Government Reform Proposal Submission

PROPOSED REFORMS	WALGA COMMENTS & RECOMMENDATIONS
<b>6.7 Building Upgrade Finance</b>	
<ul style="list-style-type: none"> <li>Reforms would allow local governments to provide loans to third parties for specific building improvements - such as cladding, heritage and green energy fixtures.</li> <li>This would allow local governments to lend funds to improve buildings within their district.</li> <li>Limits and checks and balances would be established to ensure that financial risks are proactively managed.</li> </ul>	<p><b><u>Current Local Government Position</u></b> Item 6.7 <u>aligns</u> with Advocacy Position 2.6.26 - Building Upgrade Finance.</p> <p><i>The Local Government Act 1995 should be amended to enable a Building Upgrade Finance mechanism in Western Australia.</i></p> <p><b>Comment</b> Building Upgrade Finance would enable Local Governments to guarantee finance for building upgrades for non-residential property owners. In addition to building upgrades to achieve environmental outcomes, Local Governments have identified an opportunity to use this approach to finance general upgrades to increase the commercial appeal of buildings for potential tenants. In this way, BUF is viewed as means to encourage economic investment to meet the challenges of a soft commercial lease market and achieve economic growth.</p> <p><b><u>Recommendation – Item 6.7</u></b> <b>Supported</b></p>
<b>6.8 Cost of Waste Service to be Specified on Rates Notices</b>	
<ul style="list-style-type: none"> <li>It is proposed that waste charges are required to be separately shown on rate notices (for all properties which receive a waste service).</li> <li>This would provide transparency and awareness of costs for ratepayers.</li> </ul>	<p><b>Comment</b> This proposed reform will require a relatively simple calculation.</p> <p><b><u>Recommendation – Item 6.8</u></b> <b>Supported</b></p>

Local Government Reform Proposal Submission

## Additional Reform Proposals

---

In December 2020, WALGA State Council considered the sector's feedback on the discussion paper 'Advocacy Positions for a New Local Government Act: Key Issues from Recent Inquiries into Local Government' (Rec: 142.6/2020).

It is **recommended** that the Local Government Reform Proposals process be conducted in alignment with the following WALGA advocacy position.

### Legislative Intent

That the following key principles be embodied in the Local Government Act:

1. Uphold the general competence principle currently embodied in the Local Government Act
2. Provide for a flexible, principles-based legislative framework
3. Promote a size and scale compliance regime
4. Promote enabling legislation that empowers Local Government to carry out activities beneficial to its community taking into consideration Local Governments' role in creating a sustainable and resilient community through:
  - a. Economic development;
  - b. Environmental protection; and
  - c. Social advancement
5. Avoid red tape and 'de-clutter' the extensive regulatory regime that underpins the Local Government Act, and
6. The State Government must not assign legislative responsibilities to Local Governments unless there is provision for resources required to fulfil the responsibilities.

It is **recommended** that the following additional advocacy positions be included in the sector's response:

### Rating Exemptions

That an independent review of all rate exemptions be undertaken.

### Fees and Charges

That:

1. An independent review be undertaken to remove fees and charges from legislation and regulation; and
2. Local Government be empowered to set fees and charges for Local Government services.

### Financial Management and Procurement

That the Local Government sector:

- Supports Local Governments being able to use freehold land to secure debt; and
- Supports the alignment of Local Government procurement thresholds, rules and policies with the State Government.

## Local Government Reform Proposal Submission

**Disposal of Property Exemption**

Regulation 30 (3) of the *Local Government (Functions and General) Regulations 1996* should not include any financial threshold limitation on a disposition where it is used exclusively to purchase other property. The current limit is \$75,000 and this type of activity commonly applies to a trade-in situation.

**Tender Exemption General Practitioner Services**

That the reform proposals provide for inclusion of a tender exemption for General Practitioner (GP) services under Part 4, Division 2 of the *Local Government (Functions and General) Regulations 1996*, to support Local Governments to secure and retain necessary primary health care services for their communities.

**Elector's Meetings**

That WALGA advocate to the Minister for Local Government to amend the *Local Government Act 1995* to provide protections against the misuse of special electors meetings by:

1. prohibiting a matter previously considered being resubmitted; and
2. ensuring that motions to be considered are relevant to Local Government.

**Technical Amendment Proposals**

WALGA's Governance and Organisational Service team monitors the Local Government Act and associated regulations for inconsistencies and potential error. The following matters are proposed for inclusion in the reform process.

**Part 4 – Elections and other Polls**

<p>s.4.9 <i>Election day for extraordinary elections</i></p>	<p>Section 4.9(1)(a) provides that the President/Mayor <b>may</b> exercise authority to determine the extraordinary election day, if not already fixed under paragraph (b), with s.4.9(1)(b) stating 'if a day has not already been fixed under paragraph (a)'</p> <p>Additionally, s.4.17 provides for Council to determine, with approval of the Electoral Commissioner, to allow a vacancy to remain unfilled. This has potential to lead to a further anomaly in the exercise of power under s.4.9(1)(a) and (b).</p> <p><b><u>Recommend legislative amendment that brings chronological order to the decision-making powers for considering vacancies and determination of extraordinary election day.</u></b></p>
------------------------------------------------------------------	-------------------------------------------------------------------------------------------------------------------------------------------------------------------------------------------------------------------------------------------------------------------------------------------------------------------------------------------------------------------------------------------------------------------------------------------------------------------------------------------------------------------------------------------------------------------------------------------------------------------------------------------------------------------------------------------------------------------------

**Part 5 – Administration**

<p>s.5.36(4) &amp; (5A)  Admin. r.18A(2)  <i>Local government employees</i></p>	<p>Administration Regulations, Schedule.2, clause 6 requires a Local Government to advertise the position of CEO if <u>the position is vacant</u>. Regulations do not, however, prescribe classes of persons under s.5.36(5A). Compliance with Admin.r.18A(2) advertising is unrealistic when a CEO leaves the Local Governments employment with little or no notice period.</p> <p>The WALGA Template Policy for Temporary Employment or Appointment of CEO (s.5.39C), includes protocols for Temporary CEO appointments.</p> <p><b><u>Recommend regulations be made under s.5.36(5A) prescribing classes of persons as a 'temporary CEO appointed under short term contract, where the person appointed is NOT an existing employee of the Local Government'.</u></b></p>
-----------------------------------------------------------------------------------------------------	-----------------------------------------------------------------------------------------------------------------------------------------------------------------------------------------------------------------------------------------------------------------------------------------------------------------------------------------------------------------------------------------------------------------------------------------------------------------------------------------------------------------------------------------------------------------------------------------------------------------------------------------------------------------------------------------------------------------------------------------------------------------------------

## Local Government Reform Proposal Submission

s.5.94	<p>The Act requires public access or inspection rights for documents that contain personal information, i.e. electoral roll, owner / occupier, rate record [s.5.94(m) and (s)]. The Act only limits the right to access this information where the CEO is unable to be satisfied that the information will not be used for a commercial purpose [Admin.r.29B ].</p>
Public can inspect certain local government information	<p>WALGA members have expressed concern of the risks that may extend to information when combined with other personal information, for example, cyber security / identity theft risks or personal safety risks.</p> <p><b><u>Recommend</u> there be an analysis of the public benefit versus public risk arising from statutory provisions that requires public disclosure of documents containing personal details (i.e. electoral rolls, rate record) in the context of the potential for this information to be manipulated or misused for improper purposes.</b></p>

## Local Government (Administration) Regulations 1996

Admin.r. 29D	<p>Requires list of council members and staff positions that provide primary and annual returns to be kept on the website for 5 years. S.5.88(3) requires returns to be removed from the register when a person is no longer relevant. Admin.r.29D is inconsistent with s.5.88(3), meaning that the names and positions will remain on the website despite the returns being removed from the Financial Interests Register.</p>
Period for which information to be kept on official website	<p><b><u>Recommend</u> amending Admin.r.29D so that it is consistent with s.5.88(3).</b></p>

## 15. Reports-Standing Committee

### 15.1 Audit Risk and Compliance Committee Meeting – 17/09/2024

#### 15.1.1 (2024/MINUTE NO 0224) Financial Audit Results – Local Government 2022-23(Office of the Auditor General)

**Executive** A/Director Corporate and System Services

**Author** A/Head of Finance

**Attachments** 1. Financial Audit Results – Local Government 2022-23 [↓](#)

#### **Officer Recommendation/Council Decision**

MOVED Cr C Reeve-Fowkes SECONDED Cr M Separovich

That Council recommends Council RECEIVES the Office of the Auditor General's report on Financial Audit Results – Local Government 2022-23.

**CARRIED 10/0**

#### **Background**

Responsibility for the financial audits of all local governments sits with the Office of the Auditor General (OAG).

In accordance with legislative requirements, the OAG presents a report to Parliament each year on the results of the local government financial audits, including issues that are significant enough to bring to the attention of the Parliament.

The Auditor General encourages local governments to review these audit findings and consider the recommendations made to support continuous improvement of their operating environments and governance frameworks.

This report is brought to the Audit, Risk and Compliance Committee for review and to address the recommendations made by the OAG.

#### **Submission**

N/A

#### **Report**

The Financial Audit Results – Local Government 2022-23 (report) was tabled in Parliament by the Auditor General on 6 June 2024.

This report included the results and issues identified during the annual audits for 137 of the applicable 147 local government entities (including one remaining audit from 2021-22).



Of the 147 local government entities, only 13 are directly audited by OAG staff, with the remaining 134 entities audited by contracted audit firms.

The City's audit continues to be contracted out to KPMG, including audit of the 2022-23 financial year.

A concern raised by the Auditor General was the timeliness and cost of delays, with 11% of local governments not meeting the legislated deadline of 31 December for their audit reports.

The Auditor General again highlighted financial management and information system control weaknesses within local government for 2022-23, mirroring results from the state government sector.

Audit opinions issued by the OAG can be one of the following:

- **Clear** – this indicates satisfactory financial controls and that the financial report is based on proper accounts, presented fairly, complies with relevant legislation and applicable accounting standards, and fairly represents performance during the year and the financial position at year end
- **Clear with an emphasis of matter** – this brings attention to a matter disclosed in the entity's financial report but is not significant enough to warrant a qualified opinion
- **Qualified** – these opinions are given when the audit identifies that the financial report is likely to be misleading to users, controls were inadequate or there was a material conflict with applicable financial reporting frameworks
- **Disclaimer of opinion** – issued when the auditor is unable to form an opinion due to insufficient evidence being available. This is the most serious audit opinion and is only issued after the auditor has exhausted their efforts to achieve the desired audit objectives.

For the 2022-23 financial year, the City of Cockburn received a **Clear** audit opinion from the Auditor General.

The OAG report shows financial management control weaknesses were tracking significantly lower across the sector.

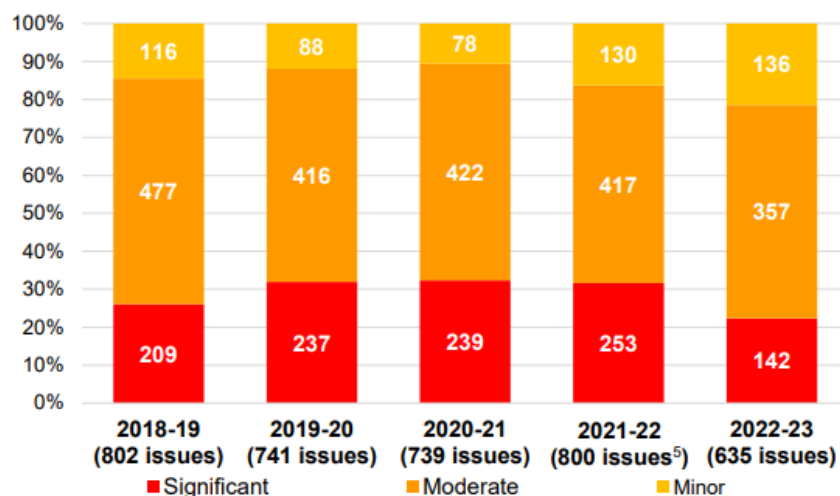
A total of 635 issues from 123 entities were reported in 2022-23 (average of 5.0) compared to 800 issues (corrected from 880 issues) from 137 entities in 2021-22. A total of 214 control weaknesses identified in 2022-23 were unresolved issues from the prior year.

The City only had two issues reported in its management letter for 2022-23 (same number as prior year).

Of the 635 control weaknesses reported by the OAG, 142 (22.36%) of these were categorised as potentially significant risks.



Importantly, the City's two control weaknesses for 2022-23 were rated as moderate (1) and minor (1). Both issues have since been addressed in 2022-23.



Source: OAG

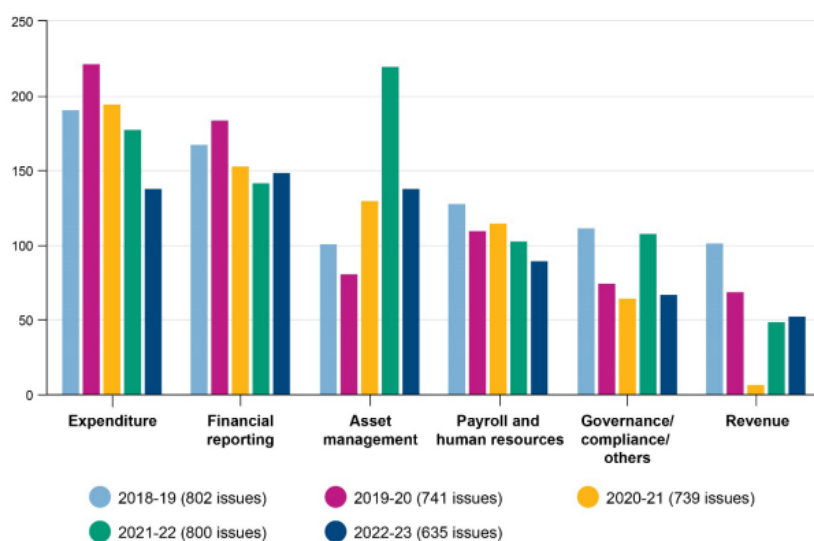
**Figure 2: Proportion of control weaknesses reported to management in each risk category and comparative ratings of the control weaknesses**

<sup>5</sup> 2021-22 numbers have been restated from our Local Government 2021-22 - Financial Audit Results report. Total issues reported was 880, it should have been 800.

<sup>6</sup> Office of the Auditor General, [Local Government 2022-23 – Information Systems Audit Results](#), OAG, 27 May 2024, accessed 31 May 2024.

Within the financial management control issues reported to entities, expenditure, financial reporting and asset management remain key area of concerns.

Although they are on downward trend, the financial reporting issue was higher than the previous year (149 in 2022-23 and 142 in 2021-22).



Source: OAG

Note: 2021-22 numbers have been restated from our Local Government 2021-22 - Financial Audit Results report. Total issues reported was 880, it should have been 800.



Although not required to be reported for 2022-23, the OAG made no findings of material matters of non-compliance during the City's audit (same result as previous year).

The OAG has recognised local government entities who demonstrate best practice in financial reporting and financial controls. The quality of financial reporting is measured against the following assessment criteria:

- timeliness of CEO-certified financial report
- quality of financial report
- quality of working papers that support the financial report
- management resolution of accounting matters
- availability of key staff during the audit process
- number and significance of management letter findings
- clear opinion.

Twenty entities were named in the best practice list.

The OAG report clearly demonstrates the City achieved an excellent audit result for 2022-23 through receiving a clear audit opinion, satisfaction of financial report timeliness requirements, and the financial report being assessed by the OAG as audit ready.

The City's audit opinion was also issued on a timely basis (9 December 2023) and the City's good result further supported by the very low number (and rating) of control issues identified.

Although the City's excellent audit result for the 2022-23 financial year is meritorious, it will continue striving for recognition from the OAG in best practice financial reporting and audit. Better use of the OAG developed better practice guide and audit readiness tools will be made to improve our performance.



OAG Recommendations

The recommendations made by the OAG in their report are summarised in the table below with responding comments made by the City:

Recommendation	City Comment
a. Submit good quality, reviewed and CEO-signed financial reports for audit no later than 30 September. Supporting work papers and reconciliations should also be available by this date	City concurs with this recommendation and its track record in meeting this legislative deadline demonstrates strong commitment to achieve this.
b. Communicate delays to financial report submission early to minimise disruptions and facilitate resource allocation. Flexibility may be required from entities when rescheduling their audit	City agrees with this recommendation, should such delay arise.
c. Engage early with valuers to develop a scope and plan for valuation. This is essential to ensure timely, compliant and sensible valuations. Entity information provided to valuers should be complete and accurate	The last full valuation was conducted in 2020-21 and with the current regulation, valuation is not due until 2025-26. The City will develop a plan in 2025.
d. Alert OAG audit engagement leaders to new processes or systems, any issues encountered during the year, or any area of concern or technical accounting determinations.	City concurs with this recommendation and will liaise with our auditors should new area of concern arise. The City also works closely with its auditor to ensure revised accounting standard requirements are properly applied in the financial statements.
e. Evaluate the significance of errors and decide if they need to be adjusted. Analyse the root cause for the errors.	City concurs with this recommendation and its track record in addressing previous recommendations demonstrates commitment

**Strategic Plans/Policy Implications**Listening & Leading

A community focused, sustainable, accountable, and progressive organisation.

- Best practice Governance, partnerships and value for money.

**Budget/Financial Implications**

N/A



**Legal Implications**

N/A

**Community Consultation**

N/A

**Risk Management Implications**

Reviewing the findings and recommendations contained in the OAG's report into Local Government financial audits each year provides an opportunity for the City to reduce financial management and reporting risks and improve its management controls and governance frameworks.

**Advice to Proponent(s)/Submitters**

N/A

**Implications of Section 3.18(3) *Local Government Act 1995***

Nil






Report 18: 2023-24 | 6 June 2024

**FINANCIAL AUDIT RESULTS**

# Local Government 2022-23



**Office of the Auditor General  
for Western Australia**

**Audit team:**

Grant Robinson  
Kellie Tonich  
Dr Lisa Swann  
Financial Audit teams  
Information Systems Audit team

National Relay Service TTY: 133 677  
(to assist people with hearing and voice impairment)

We can deliver this report in an alternative format for  
those with visual impairment.

© 2024 Office of the Auditor General Western Australia.  
All rights reserved. If acknowledged, this material may be  
reproduced in whole or in part.

ISSN: 2200-1913 (print)  
ISSN: 2200-1921 (online)

***The Office of the Auditor General acknowledges the traditional custodians throughout  
Western Australia and their continuing connection to the land, waters and community. We  
pay our respects to all members of the Aboriginal communities and their cultures, and to  
Elders both past and present.***

Image credit: shutterstock.com/trabantos




WESTERN AUSTRALIAN AUDITOR GENERAL'S REPORT

---

**Local Government 2022-23 –  
Financial Audit Results**

---

Report 18: 2023-24  
6 June 2024



This page is intentionally left blank





**THE PRESIDENT  
LEGISLATIVE COUNCIL**

**THE SPEAKER  
LEGISLATIVE ASSEMBLY**

#### **LOCAL GOVERNMENT 2022-23 – FINANCIAL AUDIT RESULTS**

This report has been prepared for submission to Parliament under the provisions of section 24 of the *Auditor General Act 2006*.

The report summarises the final results of our annual audits of 137 of 147 local government entities for the year ended 30 June 2023 and the one remaining audit from 2021-22.

I wish to acknowledge the assistance provided by the councils, chief executive officers, finance officers and others, including my staff and contract audit firms, throughout the financial audit program and in finalising this report.

A handwritten signature in black ink, appearing to read 'C. Spencer'.

Caroline Spencer  
Auditor General  
6 June 2024



## Contents

Auditor General's overview .....	5
2022-23 at a glance .....	6
Recommendations .....	8
Review of the 2022-23 financial year .....	10
Introduction .....	10
Summary of audit opinions .....	10
Control weaknesses .....	15
Financial management controls .....	15
Information system controls .....	18
Continuous improvement opportunities .....	18
Appendix 1: Status and timeliness of audits .....	22
Appendix 2: Entities who received an extension from DLGSC to submit their financial report after the 30 September legislated deadline .....	28
Appendix 3: Outstanding audits at 31 March 2024 .....	29
Appendix 4: 2022-23 Disclaimers of opinion .....	31
Appendix 5: 2022-23 Qualified opinions .....	32
Appendix 6: Prior year qualifications removed in 2022-23 .....	34
Appendix 7: Emphasis of matter paragraphs included in auditor reports .....	36
Appendix 8: Local government certifications issued .....	39
Appendix 9: Other opinions and certifications issued since 10 November 2023 .....	42
Appendix 10: Completion of 2021-22 local government entities .....	43
Appendix 11: Opinion and management letter definitions .....	44

## Auditor General's overview

This report summarises the results of 137 of 147 local government entities' annual audits for the year ended 30 June 2023, as well as one audit remaining from 2021-22. There are 10 entities' audits which were outstanding at 31 March 2024 and not included in this report. These entities have encountered various challenges in providing us with information to enable their audits to be finalised.



As I reflect on the 2022-23 audit season – our second year auditing the entire local government sector – we are starting to see the impact of the hard work put in by the sector and our stricter timing initiative. Previously, we have provided greater assistance to entities but at financial cost and later publication of financial reports. This year nearly 90% of audit opinions were signed by 31 December 2023 (compared to just 61% by the same time last year), without any significant change in audit outcomes. We are now in a better place to get a holistic and truer picture of the sector earlier than we did last year.

Pleasingly, we have seen an overall reduction in the number and significance of financial management control issues reported to entities. However, financial reporting, asset and procurement issues remain at relatively high levels. In addition, completeness and accuracy of asset registers and valuations continue to cause significant difficulties for entities.

In particular, valuations are too often accepted without review or question by entity management. We see huge movements in values that entities often cannot explain, suggesting that they have not engaged in any meaningful way with the valuation process and the judgements made for accounting purposes. This increases the risk of errors and generally requires additional audit work and cost. Significant changes in asset values should be adequately explained and supported by logic and evidence. Entities continue to request more guidance with the valuation process. The Department of Local Government, Sport and Cultural Industries (DLGSC) is undertaking a body of work to prepare a valuation guide for the sector. We are hoping the guide will help entities address the issues we continue to see around valuations, including seeking valuations that appropriately recognise restrictions on land use.

Unfortunately, information systems control issues continue to grow and remain unresolved from previous years. A full analysis of these results is contained within my *Local Government 2022-23 – Information Systems Audit Results* report<sup>1</sup>.

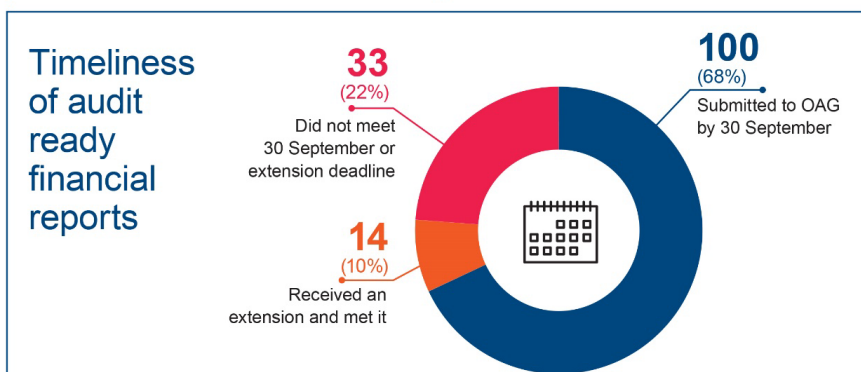
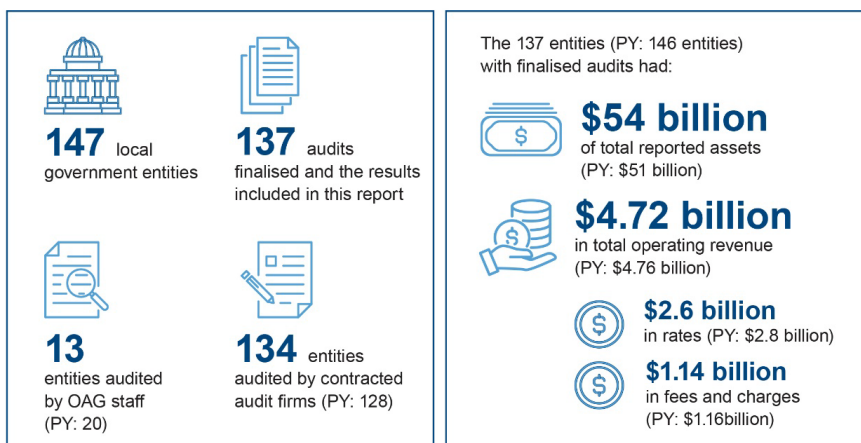
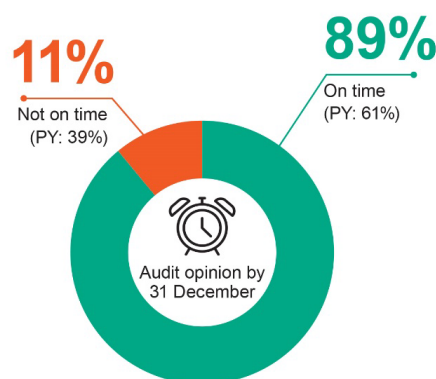
Entities can improve the cost and timeliness of their audits by focussing on fixing issues, particularly those from prior years. Issues which continue year after year present a real financial management risk to entities. Assessing and following up on these issues also requires extra audit work, resulting in increased costs to entities.

I welcome DLGSC's support of the sector via initiatives such as the valuation guide and will continue to offer my Office's support and input where appropriate. I also encourage DLGSC and entities to consider the recommendations included in this report, and draw on our better practice guides, to improve timeliness and efficiency of financial reporting and auditing processes. I commend entities on their contribution to the significant progress made this year and I hope to keep up this momentum for the 2023-24 season.

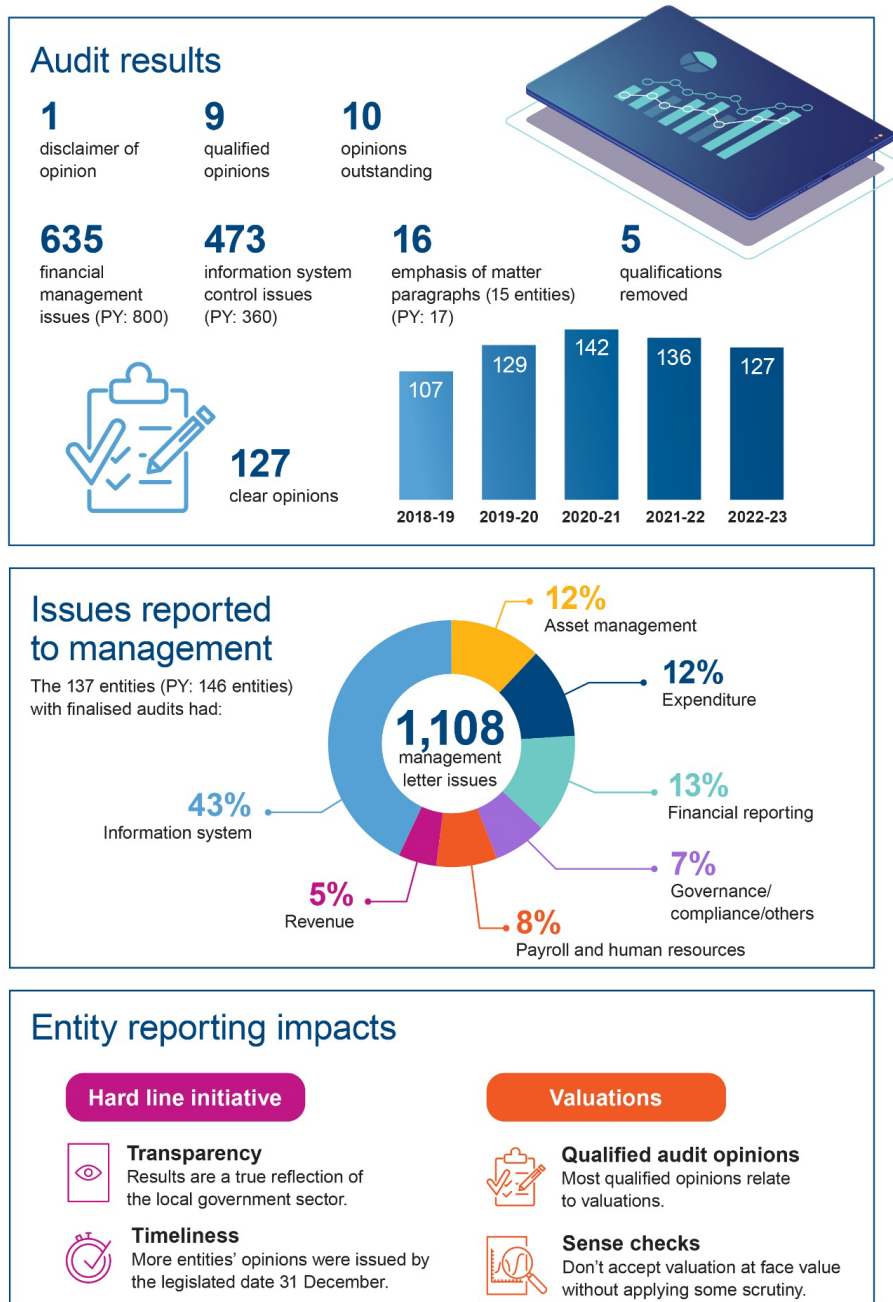
<sup>1</sup> Office of the Auditor General, [Local Government 2022-23 – Information Systems Audit Results](#), OAG, 27 May 2024, accessed 31 May 2024.

## 2022-23 at a glance

This report contains our findings from the annual financial audits of local government entities with a reporting date ending 30 June 2023. It includes the results for the 137 of 147 entities' audits that we completed by 31 March 2024 (Appendix 1), with the remaining 10 entities' results to be tabled in Parliament once their audits are completed.



(Prior year shown in brackets)



## Recommendations

To further improve financial reporting timeliness and reduce costs:

1. Entities should:
  - a. submit good quality, reviewed and CEO-signed financial reports for audit no later than 30 September. Supporting work papers and reconciliations should also be available by this date
  - b. communicate delays to financial report submission early to minimise disruptions and facilitate resource allocation. Flexibility may be required from entities when rescheduling their audit
  - c. engage early with valuers to develop a scope and plan for valuation. This is essential to ensure timely, compliant and sensible valuations. Entity information provided to valuers should be complete and accurate
  - d. alert OAG audit engagement leaders to new processes or systems, any issues encountered during the year, or any area of concern or technical accounting determinations
  - e. evaluate the significance of errors and decide if they need to be adjusted. Analyse the root cause for the errors.
2. DLGSC should:
  - a. provide entities with guidance on valuations. We understand DLGSC plan to have this available before 30 June 2024
  - b. help entities resolve the issues preventing them from submitting their financial report to audit by 30 September. It is critical that support is provided early before issues escalate
  - c. consider further opportunities to reduce financial report disclosure requirements, to provide further relief to entities, without compromising the needs of users of the financial report
  - d. provide guidance to entities on how to account for crossovers, turf, garden/trees and rehabilitation provisions. This will ensure a consistent approach.

### DLGSC response:

- a. The DLGSC continues to actively develop a comprehensive guide to assist entities in revaluing assets in collaboration with sector bodies. This guide aims to enhance the consistency and reliability of asset valuations. It will encompass key topics such as valuation methodologies, scope of works and assumptions used in the valuation process as outlined and is scheduled for completion by 30 June 2024.
- b. The *Local Government Act 1995* (the Act) requires that by 30 September following each financial year or such extended time as the Minister allows, a local government is to submit to its auditor the annual financial report and the accounts of the local government balanced up to the last day of the preceding financial year.

The Act allows extensions to be granted to local governments under section 6.4(3). However, any local governments seeking an extension must apply for it prior to the statutory deadline of 30 September.

While each of the 27 applications was subsequently approved, the DLGSC met in some instances with local governments, who had sought multiple extensions over several years. The primary purpose of these meetings was to discuss the reasons for the multiple extensions, identify what actions that had been taken to resolve these reasons, and inquire whether there was any support that DLGSC could provide.

Support will continue to be provided to local governments when requested to guide them through the application process and legislative requirements.

The DLGSC also intends to work collaboratively with local government entities to document experiences from the migration of systems to identify best practices and potential pitfalls. These learnings will be shared to assist local governments forward plan and develop robust strategies for mitigating risks associated with unanticipated system errors. Proactively addressing potential issues can significantly reduce the likelihood of disruptions and strengthen overall data management capabilities, which enable local governments to present reliable financial information for audits.

- c. The DLGSC recognises the importance of this consideration and is committed to continuous review and monitoring for opportunities to streamline and simplify reporting processes. This approach ensures that the necessary information is captured efficiently, while minimising the effort required from entities and the auditor. By regularly evaluating and refining our reporting requirements, DLGSC aims to maintain a balance between thoroughness and ease of use.
- d. The DLGSC will look at adding guidance on accounting for crossovers, turf, garden/trees in the Guidelines for the Valuation of Non-Financial Assets currently under development. DLGSC will also review the current guidance material on rehabilitation and remediation provisions that are contained in the Model Financial Statements Guidance Material.

## Review of the 2022-23 financial year

### Introduction

Our annual financial audits focus on ensuring the accuracy of an entity's financial report. This report summarises the results of our audits.

The report also covers one disclaimer of opinion from 2021-22 (Appendix 10) and local government certifications (Appendix 8).

### Summary of audit opinions

For the financial year ending 30 June 2023, we issued clear opinions for 122 entities by 31 December 2023 and an additional five by 31 March 2024, one audit opinion was disclaimed and nine audit opinions were qualified. We included 16 emphasis of matter paragraphs in the auditor's reports of 15 entities. The numbers and types of opinions issued were similar to the 2021-22 financial year in which there were 136 clear opinions, 1 disclaimed opinion, 10 qualifications and 17 matters emphasised in the auditor's reports.

Care should be taken if comparing qualifications issued between local government entities and State government entities. For local government entities, we issue an opinion on the financial report only whereas in State government entities, we issue an opinion on the financial report, controls and key performance indicators.

### One disclaimed opinion for 2022-23

Issuing a disclaimer of opinion is the most serious audit outcome. Of this year's finalised audits, we issued only one disclaimer of opinion (Appendix 4). A disclaimer of opinion is issued when there is insufficient evidence to form an opinion and the effect is pervasive through the financial report.

The entity changed finance systems during the year. A change in finance system is a big undertaking but a reasonably common occurrence. It can have many benefits in the form of improved automation and streamlining of accounting transactions and financial reporting. Due to a mix of resourcing challenges, this entity's changeover and go live was problematic. As a result, we encountered the following challenges:

- We were unable to get underlying information or reconciliations that agreed to the trial balance. Evidence for samples selected for testing were generally unable to be provided, and for all general journals posted, no description or purpose was specified. This is a major fraud risk.
- A fixed asset register was not maintained during the year. This meant various processes and control activities (reconciliations, additions etc.) had not been occurring during the year. A separate process was undertaken post year-end to incorporate all fixed asset movements.

In addition to the finance system items above, we also noted errors in the infrastructure valuation report around missing assets and the valuer's unit rates. Ultimately, we were unable to get enough information to be able to confidently close out these matters.

### Nine qualified opinions

In 2022-23, nine entities received qualified opinions (Appendix 5). This is largely consistent with 2021-22 where we qualified the audit opinions of 10 entities.

All nine qualifications related to fixed assets and infrastructure, and their associated balances. Largely, entities had not revalued these assets with sufficient regularity (some had not been revalued since 2017-18) as required by regulations<sup>2</sup>. As a result, we were unable to ascertain their value with confidence.

Additional work is required in the year following a qualification to determine if the qualification needs to remain or if it can be removed. In the majority of instances, the qualification could be resolved by simply revaluing the items.

### Emphasis of matter paragraphs

In 2022-23, 16 emphasis of matter (EoM) paragraphs have been included in 15 entity auditor's reports which is reasonably consistent with the 17 EoM paragraphs included in 17 reports in 2021-22. We anticipate this number to increase as the outstanding audits are finalised. This year EoM paragraphs directed the reader's attention to:

- restatements of comparative figures or balances largely related to property and infrastructure assets (2022-23: 11 entities) (2021-22: 14 entities)
- events occurring after balance date (2022-23: 3 entities)
- the basis of accounting used by the entity (2022-23: 1 entity) (2021-22: 3 entities)
- State Administrative Appeal determination pending (2022-23: 1 entity).

A full description of these matters is in Appendix 7.

### Significant improvement in timely reporting

We aim to finalise all audits early enough for entities to meet their legislated timeframes for adopting their annual reports. Appendix 1 outlines the date we issued each entity's 2022-23 auditor's report and our assessment of the status of their audit readiness.

The hard line initiative and the way it was supported by the sector were major factors in issuing nearly 90% of entities' audit opinions prior to 31 December 2023 (61% in 2021-22). Entities have worked hard to prepare for their audits and provide information promptly. We have seen more timely reporting by the majority of entities and will continue to build on this momentum next year.

For some audits, our teams did not set clear enough deadlines or waited too long for entities to provide information. This was a missed opportunity for timely reporting and something for our Office to work on with those entities for next year.

The two case studies below illustrate the different outcomes achieved this reporting cycle depending on whether the approach was adopted.

<sup>2</sup> Section 17A(4)(b) of the Local Government (Financial Management) Regulations 1996.

**Case study 1: Entity early application of the hard line initiative**

An entity failed to get a complete valuation for assets due for revaluation in 2022-23. The entity was confident a valuation had been undertaken (though never reported in the financial report) sometime during the five preceding years. The entity was not able to locate any historical valuation records other than the 2017-18 valuation.

Rather than continuing to search for the valuation we worked with the entity to close the matter out as is and report the shortcoming in the auditor report. This did result in a qualification of the entity's audit opinion around these assets; however, they were able to finalise their financial report and receive their audit opinion in a timely manner.

It also allowed the entity to move on with the year and focus on the future to rectify this aspect. The annual electors meeting was held early in the 2024 calendar year.

**Case study 2: Entities failure to apply hard line initiative early**

Several entities were unable to locate sufficient records to resolve audit queries. These entities did not close out the matter with the information at hand and took an extended period of time to try find the information. For some entities, they are still lacking the required information.

Audit costs accumulate while entities try to resurrect workings, search for missing information and back date revaluations. This approach is risky as missing information and back dated valuations may not materialise.

Elected members and ratepayers are left wondering when they will get to see the financial report and whether they should be concerned about the state of financial management and reporting in the entity.

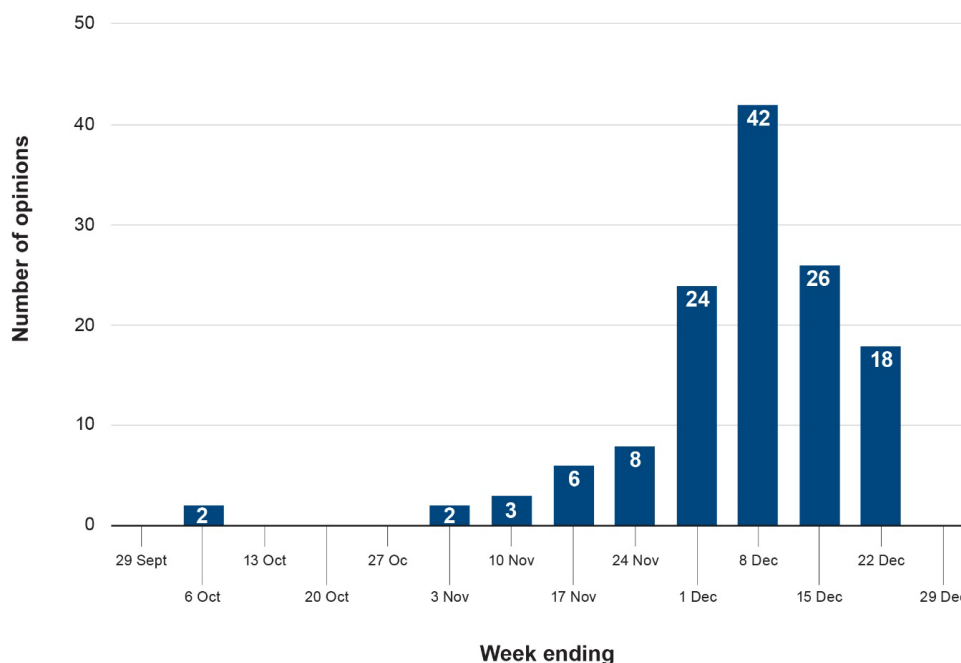
Our hard line initiative is focused on improving the quality and timeliness of financial reports and associated workings provided for audit. It facilitates transparent and timely financial reporting from entities to ratepayers and other users. The Auditor General wrote to entities in early September 2023 outlining the details. As part of the approach, we will no longer wait until the entity is ready if key information and people are not reasonably available within the agreed schedule. Instead, we will issue our audit opinion on the information available, even if this results in a qualified audit opinion.

Qualified audit opinions relate to a discrete area of the financial report, meaning all other information is clear and available for users to rely on. If, due to the state of the financial records, the legislated reporting timeframe (six months after the year-end) cannot be met, then it's appropriate to convey that status in our audit report rather than waiting for further information and causing unreasonable delays to finalising our audit report.

Entities are able to apply to DLGSC prior to the submission deadline of 30 September to seek an extension. DLGSC granted 27 extensions in 2023 (Appendix 2) compared with 13 in 2022. Extensions impact the timeliness of reporting. There can be legitimate reasons for one-off extensions, however, repeat requests are generally symptomatic of other underlying problems where early intervention is critical to prevent these from escalating.

Delays in submitting financial reports creates a bottleneck of audit work and opinion issuing in December and delays our other audit work. Entities need to ensure they advise us early if they are seeking extensions so we can work with them to minimise any adverse impact on scheduling their year-end audit.

Figure 1 illustrates the time pressure point for finalising audits and how critical it is to meet agreed timelines. We need to work with the sector to bring work forward, wherever possible, to reduce the peak in workload.



Source: OAG

**Figure 1: Opinions issued per week 2023**

Early feedback from entities shows a marked improvement in satisfaction with our work in 2023 compared with prior years. This reflects the effectiveness of our hard line initiative and a commitment from entities and audit teams to communicate and work together to achieve better outcomes for the sector. Survey results are reported in our annual report.

### Audits finalised after 31 December 2023 and those that are still in progress

Audits that were not finalised prior to 31 December 2023 encountered numerous challenges. Some entities and audit teams were able to persevere through the difficulties, including issuing one disclaimer opinion, and were able to finalise their audits prior to 31 March 2024. The audits of 10 entities remain incomplete at 31 March 2024 (Appendix 3).

Generally, audits in progress share some of the following themes:

- **Data integrity:** information to support the trial balance and financial report disclosures was not readily available. We encourage entities to review our better practice guides<sup>3</sup> to better understand audit information requirements.
- **Key staff availability:** positions were vacated during the audit or have been vacant for some time. When key staff resign prior to or during the audit process, often no one is left at the entity who can assist with audit queries or provide the necessary information.

<sup>3</sup> Office of the Auditor General, [Audit Readiness – Better Practice Guide](#), OAG, 30 June 2023 and Office of the Auditor General, [Western Australian Public Sector Financial Statements – Better Practice Guide](#), OAG, 14 June 2021.

- **Difficulty closing out technical reporting matters:** some entities lacked the expertise required to adequately manage complex financial reporting. Technical matters surrounding assets and other topics were left to the audit teams to try to resolve.
- **Incomplete valuations:** valuations are not readily available or we have concerns with their accuracy and/or completeness.

For those audits still in progress, we expect to issue further disclaimed or qualified opinions, or opinions that include an EoM paragraph. We also expect the number of financial control findings to increase.

### Best practice entities

This is the second year we have rated entities on their financial reporting practices. The quality of financial reporting is measured against the following criteria:

- timeliness of CEO-certified financial report
- quality of financial report (financial statements and notes)
- quality of working papers that support the financial report
- management resolution of accounting matters
- key staff availability during the audit
- number and significance of management letter findings
- clear opinion.

We congratulate the entities we rated as the top 20 achievers for 2022-23.

Best practice top 20 entities	
<ul style="list-style-type: none"> <li>• City of Albany</li> <li>• Shire of Beverley</li> <li>• Shire of Boddington</li> <li>• Shire of Brookton</li> <li>• Shire of Cocos (Keeling) Islands</li> <li>• Shire of Cue</li> <li>• Shire of Dardanup</li> <li>• Shire of Denmark</li> <li>• Shire of Dumbleyung</li> <li>• Eastern Metropolitan Regional Council</li> </ul>	<ul style="list-style-type: none"> <li>• Shire of Esperance</li> <li>• Shire of Irwin</li> <li>• Shire of Jerramungup</li> <li>• Shire of Merredin</li> <li>• Shire of Mingenew</li> <li>• Shire of Perenjori</li> <li>• City of Rockingham</li> <li>• Shire of Serpentine-Jarrahdale</li> <li>• Shire of Three Springs</li> <li>• Shire of Waroona</li> </ul>

Source: OAG

**Table 1: Best practice entities for 2022-23**

### Certifications

During 2023, we worked with the relevant Australian Government department<sup>4</sup> to clarify the requirements to provide opinions on Roads to Recovery and Local Roads and Community Infrastructure Program certifications. As a result, we have been able to contain our certification workload to 55 this year. A full listing of certifications we have issued is in Appendix 8.

<sup>4</sup> Department of Infrastructure, Transport, Regional Development, Communications and Arts.

## Control weaknesses

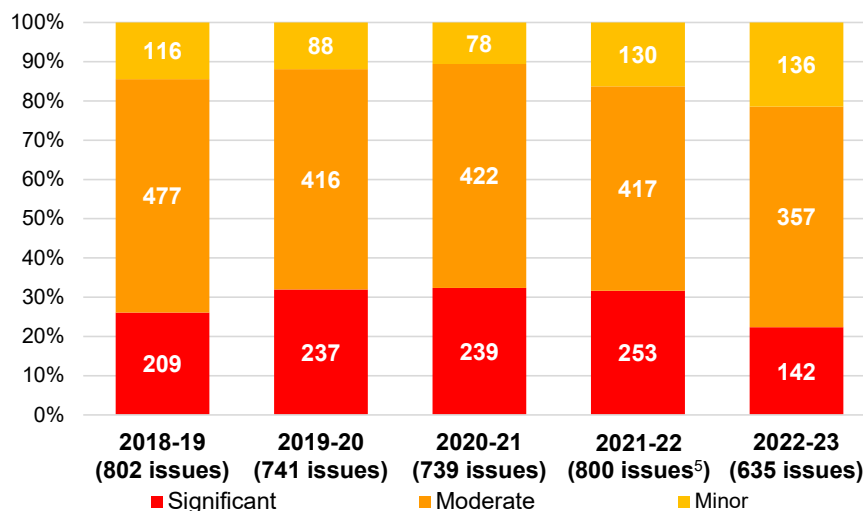
### Control environment

We reported a total of 1,108 control findings in 2022-23 which is largely consistent with the prior year (1,160 control findings). These are made up of 635 financial management issues (2021-22: 800<sup>5</sup>) and 473 information system (IS) control issues (2021-22: 360).

An entity's control environment includes the governance and management functions and the attitudes, awareness and day-to-day actions that contribute to sound internal control practices of importance to the entity. A control environment with adequate systems, processes and people reduces the risk of error and fraud, and provides assurance to management, those charged with governance and auditors that financial reports are materially correct. We assess each entity's control environment during our risk assessment procedures. We report details of weaknesses in the environment to entities. The main themes of these weaknesses are discussed in further detail below. We expanded on the IS control findings in a separate report to Parliament<sup>6</sup>.

### Financial management controls

We alerted 123 entities to 635 financial management control weaknesses across our three risk categories (Figure 2) compared with 800 weakness reported to 137 entities in 2022. The total number of findings is tracking significantly lower than in recent years. These numbers will increase once the 10 outstanding entities are finalised, however we don't expect the increase to be greater than that reported in 2021-22. Most pleasing, however, is the substantial reduction in the number of significant findings which reflects the focus by entities on resolving these high priority issues, although more work remains to address unresolved issues. Definitions of our finding risk ratings can be found at Appendix 11.



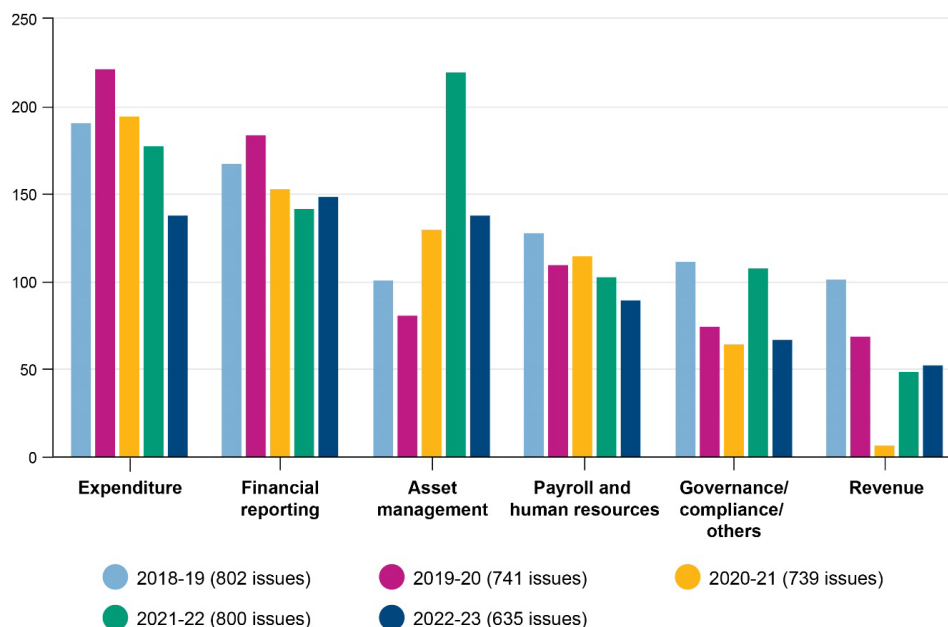
Source: OAG

**Figure 2: Proportion of control weaknesses reported to management in each risk category and comparative ratings of the control weaknesses**

<sup>5</sup> 2021-22 numbers have been restated from our Local Government 2021-22 - Financial Audit Results report. Total issues reported was 880, it should have been 800.

<sup>6</sup> Office of the Auditor General, [Local Government 2022-23 – Information Systems Audit Results](#), OAG, 27 May 2024, accessed 31 May 2024.

As can be seen in Figure 3, expenditure remains a key area of concern, along with financial reporting. In the last two years, asset management issues have increased significantly which coincides with a period where many entities were required to revalue their assets.



Source: OAG

*Note: 2021-22 numbers have been restated from our Local Government 2021-22 - Financial Audit Results report. Total issues reported was 880, it should have been 800.*

**Figure 3: Financial management control issues reported to entities**

### Expenditure

We reported 138 expenditure weaknesses to 71 entities in 2022-23, compared with 178 issues to 96 entities in 2022. Thirty-six were unresolved from the prior year and 21 of these were rated as significant.

As was the case in the previous year we found instances of purchase orders raised after the invoice date and entities not seeking enough quotes. Seeking an appropriate number of quotes is an important control in ensuring value for money. Purchases made without authorised purchase orders increase the risk of unauthorised spending.

Management of the supplier master file also remained an area of weakness. Entities continue to make changes to the supplier master file without being able to evidence that they were appropriately approved. Unverified changes to the supplier master file may result in errors and there is also an increased risk of fictitious suppliers being established and funds being inappropriately disbursed.

Poor procurement practices increase the risk of fraud. It also increases the risk that entities may not be obtaining the best value for money. Entities need fit for purpose controls and processes that operate effectively to help mitigate against procurement risks.

### Financial reporting

We raised 149 issues at entities relating to their financial reporting procedures, while in 2022 this number was 142. We found numerous issues with the financial report compilation process. Entities often provided poor working papers, did not prepare reconciliations and/or adequately consider technical accounting matters. There were often gaps in staff availability or the experience needed to carry out the financial reporting role. Management need to resolve these issues as a priority as they cause delays to the audit, increase audit costs and place undue pressure on entity staff and audit teams.

The financial report submitted to audit should be of a high quality with limited, if any, adjustments required. It should be supported by reconciliations and working papers of an equally high quality. Entities should document the procedures for producing the financial report to ensure business continuity in the event of staff changes. The financial report should be reviewed by the CEO and audit committee to ensure its quality. Following this, the CEO should sign the financial report and submit it for audit. Further guidance for entities is available in our better practice guides accessible on our website<sup>7</sup>.

### Asset management

We identified 138 findings at 77 entities compared with 220 findings at 140 entities in 2022. Thirty-three findings were prior year findings which have not been resolved. Most findings related to entities not revaluing their assets with sufficient regularity. Without regular revaluation of land, building and infrastructure assets, there is a risk that the fair value of these assets may not have been adequately determined. This is not compliant with AASB 13 *Fair Value Measurement*, as well as regulation 17(A) of the Local Government (Financial Management) Regulations 1996 and could lead to asset values in financial reports being inaccurately stated.

Entities reasons for not revaluing assets include:

- incomplete data to provide to valuers
- omissions or oversights of assets requiring valuations
- left it too late to engage a valuation consultant
- staff changes at the entity.

Robust asset management processes ensure asset data is complete and accurate, and that valuations are conducted with sufficient regularity in accordance with legislative requirements.

### Findings unresolved from prior year

For 2022-23, 214 financial management control findings raised across 82 entities remain unresolved. This represents 34% of all current year findings. Of concern is that 31% (67) of these issues are significant, requiring urgent action.

The carry over findings mainly relate to assets, expenditure and financial reporting. Common themes were:

- outstanding asset and infrastructure valuations
- reconciliations were not performed regularly for assets, bank and other balance sheet items. We found reconciliations were not prepared or reviewed in a timely manner. Specifically, bank reconciliations had long outstanding items. Reconciliations, when completed appropriately, enhance the completeness and accuracy of financial data within the general ledger from which financial reports are derived. Without regular

<sup>7</sup> Office of the Auditor General, [Audit Readiness – Better Practice Guide](#), OAG, 30 June 2023 and Office of the Auditor General, [Western Australian Public Sector Financial Statements – Better Practice Guide](#), OAG, 14 June 2021.

reconciliation there is an increased risk for fraud or errors going undetected and diminishes the value of reconciliations as regular in-year monitoring controls. This could result in significant variances at year end and adversely impact on the audit opinion

- poor procurement practices. We observed an inadequate number of quotes obtained, raising of purchase orders after invoice date and unverified changes to supplier information.

It's unfortunate that these issues remain outstanding. Issues add to audit time and costs. Entities need to prioritise fixing these issues.

## Information system controls

We reported 473 information system control weaknesses to 76 entities. Compared with 360 issues at 61 entities in 2021-22. Disappointingly, almost half of these issues were raised last year and remain unresolved. Information system controls is an area of low maturity for the sector, although engagement with us on this issue is generally high. Many entities are working hard to address exposure risks we have identified.

Computer controls included in information systems form part of the entity's control environment. The auditing standards require us to assess each entity's control environment inclusive of computer controls as part of risk assessment procedures. Local government entities are reliant on information systems to deliver a wide range of services. These are essential to processing and storing data and producing financial reports. We assess the general computer controls to determine if entities' computer controls effectively support preparation of financial reports, delivery of key services, and the confidentiality, integrity and availability of information systems.

Further details on this work are included in the *Local Government 2022-23 - Information Systems Audit Results* report<sup>8</sup>.

## Continuous improvement opportunities

Reducing the information included in the financial report will help improve audit costs and timeliness. Entities also need guidance to ensure sector consistency and to help with areas where they are consistently making errors. Usually, these areas are technically challenging or require significant judgement. DLGSC has provided some valuation relief and plan to provide guidance on valuations. DLGSC should consider further guidance on accounting for crossovers and rehabilitation provisions. The major areas for improvement are discussed in further detail below.

### Valuation of assets

To reduce costs to entities without unduly compromising the quality of financial reporting, DLGSC made a number of significant changes in reporting requirements. For instance, it reduced the fair value requirements for assets. From 2023-24, entities are only required to revalue land, buildings and infrastructure assets every five years instead of every year that indicators suggest values have changed significantly. Non-valuation years no longer require a fair value assessment. An entity can, however, elect to revalue earlier than five years.

Pleasingly, DLGSC is in the process of developing a guide to assist entities when revaluing assets and improve consistency and reliability of valuations across the sector. We understand the guide will cover topics such as valuation methodologies, scope of works and assumptions used in the valuation process. The valuation guide is expected to be finalised before 30 June 2024.

<sup>8</sup> Office of the Auditor General, [Local Government 2022-23 – Information Systems Audit Results](#), OAG, 27 May 2024, accessed 31 May 2024.

We expect the guide will help entities address the issues we continue to see around valuations, including seeking valuations that appropriately recognise restrictions on land use. There are perennial issues with the completeness and accuracy of fixed asset registers, incomplete or inappropriate valuations, and poor records generally. Too often valuations are accepted without review or question by entity management. We see huge movements in values that entities often cannot explain, suggesting that they have not engaged in any meaningful way with the valuation process and the judgements made for accounting purposes. This increases the risk for errors and generally requires additional audit work. Entities need to conduct a sense check of valuation results. Significant changes in values should be adequately explained and supported by evidence and logic. For some entities, we requested additional financial report disclosures to highlight factors driving significant revaluation movements.

Entities need to prepare early for their valuations as it is a lengthy exercise and there is a limited pool of qualified independent valuers. Some entities have struggled to find valuers in time for valuations to be included in their financial reports. Valuers need complete and accurate entity data to do their job. Entities need to provide adequate scoping and instructions to their valuers as not all valuations are the same. For example, using the cost approach will garner different results to a valuation performed in accordance with the market approach outlined in AASB 13 *Fair Value Measurement*. Importantly, DLGSC's advice is that land should be valued using the market approach and if the land has any public sector restrictions (including current use for community purposes), the restrictions must be considered when valuing the land.

### Recognition of assets

Entities are not consistent in how they account for crossovers. Crossovers are the section of a driveway which starts at the property line and extends to the road. Some entities recognise crossovers as an asset and others do not. Where they are recognised as assets, they are included as an infrastructure asset and revalued every five years.

The reason some entities haven't recognised crossovers as assets is because costs to maintain the crossovers are generally borne by the various property owners, which indicates the property owners benefit from the asset and bear the costs of maintenance. The counter argument to this is that entities can pass the costs on to a property owner, which indicates entity control. Given the inconsistency among entities on accounting for crossovers, we believe this is an area that requires DLGSC guidance. In the meantime, we have continued to accept whatever the entities' current treatment in their financial reports.

Another area of divergent practice, where there is no clearly right or wrong accounting treatment, is in the recognition of turf and shrubbery. Where an entity has valued or revalued its turf, we have sought to understand the reasons for the valuation including the differing nature and purpose of the turf used by the entity. For example, a golf course or playing field turf is usually recognised as an asset. Turf within nature reserves, general shrubbery and garden items have generally been expensed. Where maintained turf and similar assets have been recognised as an asset, we inquire to see if they have been supported by maintenance expenditure in asset management plans.

There is a cost associated with measuring, recording and revaluing these assets, so entities must ensure that the accounting policy adopted is appropriate, with due regard to the cost and benefit in the circumstances of the accounting method adopted. Careful consideration should be given to the reliability of the value adopted and whether the asset could or would be replaced on a like-for-like basis if damaged or destroyed.

The sector could benefit from clear guidance from DLGSC on accounting for these items. Consultation with sector stakeholders to understand the key drivers of the variation in treatment and the implications of mandating or requiring a particular treatment would help buy in and ensure consistency and usefulness of financial reporting across the sector.

### Rehabilitation provisions

Sometimes assets come with make good or remediation obligations. In the LG sector this generally relates to the financial responsibility to rehabilitate waste sites or landfills. Obligations can arise from a legal requirement or from what is known as a constructive obligation. These obligations can be confusing because not all landfills or waste sites have the same requirements for rehabilitation.

Entities need to review their landfill licences to determine if they have a legal obligation to restore or rehabilitate waste sites. A constructive obligation arises when an entity promises to make good the site and has by its actions indicated that it will follow through on that intent.

It's critical that entities understand the nature of their legal or constructive obligations associated with this type of work as this will drive the accounting and ongoing measurement. If an obligation is present, a provision should be recognised and the equivalent amount forms part of the cost of the asset, usually a waste management/landfill facility (infrastructure) which is required to be revalued.

Entities have found accounting for rehabilitation provisions confusing. Some entities also lack the technical accounting capability to calculate and account for their rehabilitation provisions. In the absence of guidance from DLGSC on the recognition and ongoing measurement of rehabilitation provisions, we are often required to provide significant guidance to entities who simply do not understand the technical accounting aspects.

Guidance from DLGSC would aid consistency and help entities who are finding this area challenging.

### Differential reporting and reduced disclosure requirements

This year DLGSC simplified financial reporting requirements. This is consistent with what our Office has been advocating for and reporting on for some time. It is also consistent with the recommendations of the *Select Committee into Local Government Final Report - Inquiry into Local Government* tabled in September 2020.

Smaller entities are no longer required to comply with various disclosure requirements. DLGSC published two sets of model financial reports, one for larger and another for smaller entities. DLGSC updates its model financial reports annually for currency.

DLGSC also removed the requirements for all entities to report information in their financial reports on fees and charges, discounts and some other items. A list of amendments is available on the DLGSC website<sup>9</sup>. They also moved some financial report disclosure requirements to annual report only disclosures, so they do not need to be audited. All were important contributions to reduce the financial reporting burden which should result in reduced audit costs and more timely reporting.

### Adjusted and unadjusted audit errors

We noted that there were no errors in the financial reports at 33 entities. This is generally consistent with the prior year where 34 entities noted no errors. For the other 104 entities, we identified 360 errors, 263 of which entities corrected (adjusted) in the final financial report and 97 which remained uncorrected (Table 2). We do expect the numbers of errors to increase once the remaining audits are finalised.

<sup>9</sup> Department of Local Government, Sport and Cultural Industries, [Local Government Regulations Amendment Regulations 2023](#), DLGSC website, 13 July 2023.

Year	Number of entities with adjusted errors	Number of adjusted audit errors	Nominal value of errors adjusted during the audit	Number of entities with unadjusted errors	Number of unadjusted audit errors	Nominal value of unadjusted errors
2022-23	93	263	\$989,226,390	55	97	\$67,885,344
2021-22	91	335	\$1,613,529,048	58	132	\$50,668,884

Source: OAG

**Table 2: Adjusted and unadjusted errors for entities**

We identify errors based on evidence found during our audit. Material errors require correction to (in most cases) avoid qualification; for smaller errors entities can choose whether or not to adjust.

We inform management and those charged with governance, of all errors other than those that are clearly trivial. By hearing about them, the entity can identify potential risk areas or other matters impacting their financial reporting. Entities should consider carefully whether they make adjustments for errors that are not material. Smaller errors have no real impact on the financial but require time to process and validate. All errors, but particularly those which are adjusted by the entity increase the time and cost of financial reporting and of the audit. At one entity we noted 19 errors, it adjusted 17 of these, yet just 3 were material. Entities need to get the balance right in terms of the overall objective of the financial report.

### The role of outsourcing in financial reporting

One hundred and one entities prepared their own financial report, the remainder outsourced the function to accounting firms. Outsourcing can be a good option, as it allows entities to tap into a specialist skill set and helps overcome their resource constraints.

However, some aspects of financial reporting cannot be outsourced. Communication and management judgements should not be outsourced. Our teams are often left to conduct the audit with the assistance of the outsourced financial report provider with minimal entity involvement. Financial reports are often not reviewed by management until the audit is almost concluded or a problem arises.

The key to a successful outsourcing arrangement is a strong management presence to connect the service providers, audit teams, operations and council. Early engagement, planning and close contract management are vital. Effective oversight ensures a smoother process with no surprises. It also contributes to lower audit costs and more timely reporting.




### The role of outsourcing in delivering OAG audits




Similarly, we outsourced the financial audit work of 134 local government entities (91%), which is an increase on previous years. The ratio of audits outsourced will fluctuate depending on our internal resourcing capacity. In addition to competitive labour market conditions constraining our ability to recruit and retain sufficient staff at key levels, the recent increase in outsourcing is due in part to the scheduled implementation of our new audit tool and methodology, for which our staff are undertaking significant additional training. We plan to progressively increase the number of audits delivered in-house over coming years to our target level of 20%.

The outsourcing of public sector audits is a common practice across jurisdictions to meet periods of peak demand and provide access to specialist skills, and we value the opportunity to benchmark our own audit quality and efficiency. We maintain oversight of our contract audit firms' audit planning, finalisation and key audit judgements, and engage with entities throughout the process, including attending key meetings. We sign all audit opinions, prepare whole of sector reporting and also support capability development across the sector.

Local Government 2022-23 – Financial Audit Results | 21





























## Appendix 1: Status and timeliness of audits

Type of audit opinion	
Clear (unmodified)	
Clear opinion with emphasis of matter or matter of significance paragraph	
Qualified or a disclaimer of opinion	

Financial report timeliness – audit ready submissions*	
Received financial report by statutory deadline of 30 September 2023 and assessed audit ready	
Received an extension from DLGSC to the statutory deadline and met this extension with audit ready financial report	
Extension or statutory deadline was not met with audit ready financial report	

\* Financial report initially provided may not be of a quality that is audit ready. The icon in the table below reflects the date we assessed the financial report as audit ready. Many entities' first version of financial report provided to us was audit ready.

Entities listed in alphabetical order with opinion type, opinion date and audit ready financial report submission status.

	Entity	Type of opinion	Opinion issued	Audit ready submissions of FR*
1	Bunbury-Harvey Regional Council		24/11/2023	
2	City of Albany		06/12/2023	
3	City of Armadale		20/12/2023	
4	City of Bayswater		20/12/2023	
5	City of Belmont		28/11/2023	
6	City of Bunbury		29/11/2023	
7	City of Busselton		01/11/2023	
8	City of Canning		07/12/2023	
9	City of Cockburn		08/12/2023	
10	City of Fremantle		12/12/2023	
11	City of Gosnells		13/12/2023	
12	City of Greater Geraldton		15/12/2023	
13	City of Joondalup		01/12/2023	
14	City of Kalamunda		01/12/2023	

	Entity	Type of opinion	Opinion issued	Audit ready submissions of FR*
15	City of Kalgoorlie-Boulder	✓	28/11/2023	📄
16	City of Kwinana	✓	06/12/2023	📄
17	City of Mandurah	✓	20/12/2023	📄
18	City of Melville	✓	21/12/2023	📄
19	City of Nedlands	✗	01/03/2024	📄
20	City of Perth	✓	29/11/2023	📄
21	City of Rockingham	✓	08/11/2023	📄
22	City of South Perth	✓	28/11/2023	📄
23	City of Stirling	✓	15/12/2023	📄
24	City of Subiaco	✓	01/12/2023	📄
25	City of Swan	✓	22/11/2023	📄
26	City of Vincent	✓	08/12/2023	📄
27	City of Wanneroo	✓	30/11/2023	📄
28	Eastern Metropolitan Regional Council	✓	06/10/2023	📄
29	Mindarie Regional Council	✓	15/11/2023	📄
30	Murchison Regional Vermin Council	✓	21/12/2023	📄
31	Rivers Regional Council	✓	07/12/2023	📄
32	Shire of Ashburton	✓	21/12/2023	📄
33	Shire of Augusta-Margaret River	✓	21/11/2023	📄
34	Shire of Beverley	✓	01/11/2023	📄
35	Shire of Boddington	✓	01/12/2023	📄
36	Shire of Bridgetown-Greenbushes	✓	08/12/2023	📄
37	Shire of Brookton	✓	20/12/2023	📄
38	Shire of Broome	✓	15/12/2023	📄
39	Shire of Broomehill-Tambellup	✓	14/12/2023	📄
40	Shire of Bruce Rock	✓	07/12/2023	📄
41	Shire of Capel	✓	15/12/2023	📄
42	Shire of Carnamah	✓	08/12/2023	📄

	Entity	Type of opinion	Opinion issued	Audit ready submissions of FR*
43	Shire of Carnarvon	✓	19/12/2023	
44	Shire of Chapman Valley	✓	19/02/2024	
45	Shire of Chittering	✓	07/12/2023	
46	Shire of Christmas Island	✓	07/12/2023	
47	Shire of Cocos (Keeling) Islands	✓	08/12/2023	
48	Shire of Collie	✓	08/12/2023	
49	Shire of Coolgardie	✓	05/12/2023	
50	Shire of Coorow	✓	07/12/2023	
51	Shire of Corrigin	✓	08/12/2023	
52	Shire of Cranbrook	✓	06/12/2023	
53	Shire of Cuballing	✓	08/12/2023	
54	Shire of Cue	✓	28/11/2023	
55	Shire of Cunderdin	✓	24/11/2023	
56	Shire of Dalwallinu	✓	04/12/2023	
57	Shire of Dandaragan	✓	15/12/2023	
58	Shire of Dardanup	✓	22/11/2023	
59	Shire of Denmark	✓	28/11/2023	
60	Shire of Derby-West Kimberley	✓	18/12/2023	
61	Shire of Donnybrook-Balingup	✓	11/12/2023	
62	Shire of Dowerin	✓	29/11/2023	
63	Shire of Dumbleyung	✓	09/11/2023	
64	Shire of Dundas	✓	19/12/2023	
65	Shire of East Pilbara	✓	11/03/2024	
66	Shire of Esperance	✓	15/11/2023	
67	Shire of Exmouth	✓	06/12/2023	
68	Shire of Gingin	✓	05/12/2023	
69	Shire of Gnowangerup	✓	19/12/2023	
70	Shire of Goomalling	✗	07/12/2023	
71	Shire of Harvey	✓	08/12/2023	

24 | Western Australian Auditor General

	Entity	Type of opinion	Opinion issued	Audit ready submissions of FR*
72	Shire of Irwin	✓	30/11/2023	📄
73	Shire of Jerramungup	✓	05/12/2023	📄
74	Shire of Katanning	✗	13/12/2023	📄
75	Shire of Kellerberrin	✓	02/12/2023	📄
76	Shire of Kent	✗	20/12/2023	📄
77	Shire of Kojonup	✓	17/01/2024	📄
78	Shire of Kondinin	✓	18/12/2023	📄
79	Shire of Koorda	✓	13/12/2023	📄
80	Shire of Kulin	✓	30/11/2023	📄
81	Shire of Lake Grace	✓	05/12/2023	📄
82	Shire of Laverton	✓	15/12/2023	📄
83	Shire of Leonora	✓	05/12/2023	📄
84	Shire of Manjimup	✓	29/11/2023	📄
85	Shire of Meekatharra	✓	05/12/2023	📄
86	Shire of Menzies	✓	11/12/2023	📄
87	Shire of Merredin	✓	16/11/2023	📄
88	Shire of Mingenew	✓	01/12/2023	📄
89	Shire of Moora	✓	27/02/2024	📄
90	Shire of Morawa	✓	05/12/2023	📄
91	Shire of Mount Magnet	✗	12/12/2023	📄
92	Shire of Mount Marshall	✓	06/12/2023	📄
93	Shire of Mukinbudin	✓	18/12/2023	📄
94	Shire of Mundaring	✓	12/12/2023	📄
95	Shire of Murchison	✓	05/12/2023	📄
96	Shire of Murray	✓	27/11/2023	📄
97	Shire of Nannup	✗	12/12/2023	📄
98	Shire of Narembeen	✓	05/12/2023	📄
99	Shire of Narrogin	✓	08/12/2023	📄
100	Shire of Northam	✓	14/12/2023	📄

	Entity	Type of opinion	Opinion issued	Audit ready submissions of FR*
101	Shire of Northampton	✓	08/12/2023	🟢
102	Shire of Nungarin	✓	12/12/2023	🟢
103	Shire of Peppermint Grove	✓	06/12/2023	🔴
104	Shire of Perenjori	✓	08/12/2023	🟢
105	Shire of Pingelly	✓	01/12/2023	🟢
106	Shire of Quairading	✓	13/12/2023	🟢
107	Shire of Ravensthorpe	✓	07/12/2023	🟢
108	Shire of Sandstone	✓	16/11/2023	🟢
109	Shire of Serpentine-Jarrahdale	✓	22/11/2023	🟢
110	Shire of Shark Bay	✓	15/12/2023	🔴
111	Shire of Tammin	✓	20/11/2023	🔴
112	Shire of Three Springs	✓	21/11/2023	🟢
113	Shire of Trayning	✓	07/12/2023	🟢
114	Shire of Upper Gascoyne	✓	08/11/2023	🟢
115	Shire of Victoria Plains	✓	27/11/2023	🟢
116	Shire of Wagin	✓	29/11/2023	🔴
117	Shire of Wandering	✓	04/12/2023	🟢
118	Shire of Waroona	✓	17/11/2023	🟢
119	Shire of West Arthur	✓	07/12/2023	🟢
120	Shire of Westonia	✗	18/12/2023	🟢
121	Shire of Wickpin	✗	08/12/2023	🟢
122	Shire of Williams	✓	06/12/2023	🔴
123	Shire of Wiluna	✗	21/12/2023	🔴
124	Shire of Wongan-Ballidu	✓	13/12/2023	🟢
125	Shire of Woodanilling	✗	20/12/2023	🟢
126	Shire of Wyalkatchem	✓	30/11/2023	🔴
127	Shire of Wyndham-East Kimberley	✓	13/12/2023	🔴
128	Shire of Yilgarn	✓	01/12/2023	🟢
129	Shire of York	✓	15/03/2024	🔴

	Entity	Type of opinion	Opinion issued	Audit ready submissions of FR*
130	Tamala Park Regional Council	✓	05/10/2023	🟢
131	Town of Bassendean	✓	11/12/2023	🔴
132	Town of Cambridge	✓	15/12/2023	🔴
133	Town of Claremont	✓	05/12/2023	🟢
134	Town of Cottesloe	✓	06/12/2023	🟢
135	Town of East Fremantle	🔴	11/12/2023	🟢
136	Town of Mosman Park	✓	18/12/2023	🟢
137	Western Metropolitan Regional Council	✓	15/11/2023	🟢

Source: OAG

## Appendix 2: Entities who received an extension from DLGSC to submit their financial report after the 30 September legislated deadline

Entity	Extension date
City of Armadale	31 October 2023
City of Karratha	30 November 2023
City of Melville	31 December 2023
City of Nedlands	16 October 2023
Shire of Boyup Brook	16 October 2023
Shire of Bridgetown-Greenbushes	13 October 2023
Shire of Chapman Valley	30 November 2023
Shire of Dandaragan	31 October 2023
Shire of Derby-West Kimberley	30 November 2023
Shire of Halls Creek	31 October 2023 30 November 2023
Shire of Katanning	31 October 2023
Shire of Kojonup	30 October 2023
Shire of Kulin	31 October 2023
Shire of Moora	30 November 2023 15 December 2023
Shire of Mukinbudin	31 October 2023
Shire of Murchison	9 October 2023
Shire of Ngaanyatjaraku	31 October 2023
Shire of Plantagenet	31 October 2023
Shire of Shark Bay	20 October 2023
Shire of Toodyay	31 October 2023
Shire of Wiluna	31 October 2023
Shire of Wyndham-East Kimberley	31 October 2023
Shire of Yalgoo	30 November 2023
Shire of York	13 October 2023
Town of Bassendean	31 October 2023
Town of Cambridge	3 November 2023
Town of Victoria Park	16 October 2023

Source: DLGSC

### Appendix 3: Outstanding audits at 31 March 2024<sup>10</sup>

Entity	Balance date	Reason for delay
<b>City of Karratha</b>	30 June 2023	Key entity staff turnover delayed the start of the audit until October 2023. This was further delayed until January 2024, with audit finalisation to occur by the end of February 2024. By mid-February 2024 the City was still not able to provide all the required information to conduct the audit. Resolution of some prior year matters also contributed to delays. The audit recommenced in mid-March 2024 and should be finalised no later than May 2024.
<b>Resource Recovery Group</b>	30 June 2023	In November 2023, Member Council resolutions impacted the going concern assessment for the Resource Recovery Group. This was completed in February 2024, and we finalised our review of this assessment in April 2024. Our assessment did not start in February as our auditor's had other scheduled work. We prioritised other work as it was on schedule and pre-booked. We anticipate the audit to be finalised no later than May 2024.
<b>Shire of Boyup Brook</b>	30 June 2023	The independent valuation was delayed due to the availability of consultants which held up the finalisation of the financial statements and the completion of the audit. Complete documents were provided to the audit team in March 2024, and we expect to have the audit finalised no later than May 2024.
<b>Shire of Halls Creek</b>	30 June 2023	The Shire requested two extensions from DLGSC. In January 2024, they sought to pause the audit to complete their financial statements and other inquiries following the departure of their Chief Executive Officer (CEO). In March 2024 it was mutually agreed to conclude the audit based on available information and we expect this to be finalised no later than May 2024.
<b>Shire of Ngaanyatjaraku</b>	30 June 2023	The independent valuation was delayed which held up the finalisation of the financial statements and the completion of the audit. These reports have now been received and we expect the audit to be finalised no later than May 2024.
<b>Shire of Plantagenet</b>	30 June 2023	The resignation of the Shire's Deputy Chief Executive Officer (DCEO) and accountant prior to the commencement of the scheduled audit fieldwork in November 2023 led to considerable delays. The Shire's revaluation report was not concluded until the end of February 2024. We now expect this audit to be finalised no later than May 2024.
<b>Shire of Toodyay</b>	30 June 2023	The financial report was not available to audit until December 2023. The audit commenced in late February 2024, however not all the information required for audit purposes was ready at this time. The resignation of the Shire's CEO caused more delays during fieldwork and there were further delays in responding to audit queries. The audit had to be paused and then recommenced in March 2024 and we expect it to be finalised no later than May 2024.

<sup>10</sup> Date of report cut-off.

Entity	Balance date	Reason for delay
<b>Shire of Yalgoo</b>	30 June 2022 and 30 June 2023	The 2021-22 audit remains outstanding. The audit team did not receive information in a timely manner. This delayed the audit process significantly. Also, there were errors in the valuation of buildings and infrastructure which required additional time for the Shire to resolve. We expect the 2021-22 audit to be finalised no later than May 2024. The 2022-23 audit cannot commence until the 2021-22 is complete. We are negotiating a timeframe for this audit.
<b>Town of Port Hedland</b>	30 June 2023	The Town transitioned its accounting system on 1 November 2022. Some processes and control activities, including key reconciliations, did not occur due to configuration issues until November 2023. Subsequently in November 2023 it was mutually agreed to conclude the audit based on the available information. Following on from this the Town has been resolving valuation issues and there has not been a robust assessment of the fair value of its investment property as at 30 June 2023. We expect this audit to be finalised no later than May 2024.
<b>Town of Victoria Park</b>	30 June 2023	There were issues with the valuation of assets which the Town needed additional time to resolve. The Town and our team had to work through a prior period error which also delayed the audit. The Town finalised these issues in February 2024, regrettably we were unable to resolve them in a timely manner. This audit opinion was issued on 15 April 2024.

Source: OAG

## Appendix 4: 2022-23 Disclaimers of opinion

Entity and opinion	Opinion issued
<p><b>City of Nedlands – Disclaimer of opinion</b></p> <p><b>Financial report not supported with complete and accurate underlying records</b></p> <p>We were unable to obtain sufficient appropriate audit evidence regarding the financial report as a whole as the financial report was submitted for audit purposes without complete and accurate underlying records. We were unable to audit the financial report by alternative means. Consequently, we are unable to determine whether any adjustments were necessary to the financial report as a whole for the year ended 30 June 2023.</p>	1/03/2024

Source: OAG

## Appendix 5: 2022-23 Qualified opinions

Entity	Details of qualification
<b>Shire of Goomalling</b>	<p><b>Infrastructure</b></p> <p>Roads, drainage and footpaths infrastructure assets reported at the carrying values of \$40,811,937 (2022: \$38,834,816), \$2,153,484 (2022: \$2,194,288) and \$770,060 (2022: \$732,466) respectively in Note 8 (a) of the financial report as at 30 June 2023 were not revalued as required by Regulation 17A(4)(b) of the Local Government (Financial Management) Regulations 1996 since 30 June 2015. Consequently, we were unable to determine the extent to which the carrying amounts of these classes of assets are misstated, as it was impracticable to do so. Additionally, we were unable to determine whether there may be any consequential impact on Revaluation surplus as at 30 June 2023 and 30 June 2022, as well as Depreciation, Net Result for the Period and Retained surplus as at 30 June 2023.</p>
<b>Shire of Katanning</b>	<p><b>Infrastructure</b></p> <p>Infrastructure amounting to \$159,205,524 in the statement of financial position as at 30 June 2023 has not been revalued with sufficient regularity, as required by Regulation 17A(4)(b) of the Local Government (Financial Management) Regulations 1996 since 2017-18. Consequently, we were unable to determine the extent to which the carrying amount of Infrastructure is misstated, as it was impracticable to do so. Additionally, I am unable to determine whether there may be any consequential impact on the Revaluation Surplus as at 30 June 2023.</p> <p><b>Buildings</b></p> <p>The buildings depreciation expense of \$1,016,090 reported in Note 7(a) of the financial report for year ended 30 June 2023 did not reflect the expected pattern of the future economic benefits of these assets. The Shire did not update rates of depreciation for the year ended 30 June 2023. If the Shire had updated the rates, buildings depreciation would have increased by \$1,259,134. Buildings and Retained Surplus at 30 June 2023 would have decreased by \$1,259,134 and the Net result for the period would have decreased by \$1,259,134.</p>
<b>Shire of Kent</b>	<p><b>Infrastructure</b></p> <p>Other Infrastructure reported at the carrying value of \$4,867,091 in Note 9(a) of the financial report as at 30 June 2023 has not been revalued as required by Regulation 17A(4)(b) of the Local Government (Financial Management) Regulations 1996 since 2017-18. Consequently, we were unable to determine the extent to which the carrying amount of Other Infrastructure is misstated, as it was impracticable to do so. Additionally, we were unable to determine whether there may be any consequential impact on Revaluation Surplus as at 30 June 2023.</p>
<b>Shire of Mount Magnet</b>	<p><b>Infrastructure</b></p> <p>Other infrastructure asset classes of parks &amp; gardens, aerodromes and other reported in Note 9(a) of the financial report at the carrying values of \$862,215, \$2,787,963 and \$4,584,744 respectively, as at 30 June 2023, have not been revalued with sufficient regularity, as required by Regulation 17A(4A)(b) of the Local Government (Financial Management) Regulations 1996, since 2017-18. Consequently, we were unable to determine the extent to which the carrying amounts of Other Infrastructure asset classes of parks &amp; gardens, aerodromes and other are misstated, as it was impracticable to do so. Additionally, we are unable to determine whether there may be any consequential impact on Revaluation Surplus as at 30 June 2023.</p>

Entity	Details of qualification
<b>Shire of Nannup</b>	<p><b>Infrastructure</b></p> <p>Infrastructure reported at the carrying values of \$100,957,611 and \$100,707,176 in the financial report as at 30 June 2023 and 30 June 2022 respectively have not been revalued with sufficient regularity, as required by Regulation 17A(4)(b) of the Local Government (Financial Management) Regulations 1996, since 2016-17. Consequently, We were unable to determine the extent to which the carrying amounts of Infrastructure are misstated, as it was impracticable to do so. Additionally, we were unable to determine whether there may be any consequential impact on Revaluation Surplus as at 30 June 2023 and 30 June 2022, as well as Depreciation, Net Result for the Period and Retained Surplus as at 30 June 2023.</p> <p><b>Land and Buildings</b></p> <p>Land and Buildings reported at the carrying values of \$1,615,000 and \$8,737,435 respectively in Note 8(a) of the financial report as at 30 June 2023 have not been revalued with sufficient regularity, as required by Regulation 17A(4)(b) of the Local Government (Financial Management) Regulations 1996, since 2017-18. Consequently, I was unable to determine the extent to which the carrying amounts of Land and Buildings are misstated, as it was impracticable to do so. Additionally, we were unable to determine whether there may be any consequential impact on Revaluation Surplus as at 30 June 2023.</p>
<b>Shire of Westonia</b>	<p><b>Infrastructure</b></p> <p>Infrastructure reported at the carrying value of \$43,562,879 in the financial report as at 30 June 2023 has not been revalued as required by Regulation 17A(4)(b) of the Local Government (Financial Management) Regulations 1996 since 2017-18. Consequently, we were unable to determine the extent to which the carrying amount of Infrastructure is misstated, as it was impracticable to do so. Additionally, we were unable to determine whether there may be any consequential impact on Revaluation Surplus as at 30 June 2023.</p>
<b>Shire of Wickpin</b>	<p><b>Infrastructure</b></p> <p>Infrastructure reported at the carrying value of \$92,213,435 in Note 7(a) of the financial report as at 30 June 2023 has not been revalued with sufficient regularity as required by Regulation 17A(4)(b) of the Local Government (Financial Management) Regulations 1996 since 2017-18. Consequently, we were unable to determine the extent to which the carrying amount of Infrastructure is misstated, as it was impracticable to do so. Additionally, we were unable to determine whether there may be any consequential impact on the revaluation surplus as at 30 June 2023.</p>
<b>Shire of Wiluna</b>	<p><b>Airport and Other Infrastructure Assets</b></p> <p>We qualified the revaluations of the Shire's Airport and Other Infrastructure assets stated at \$5,353,146 and \$2,284,337 respectively in the prior year because they were not supported with appropriate and complete accounting records. The Shire has not made the appropriate corrections for these prior year figures in the current year. Consequently, the opinion on the current year financial report is modified because of the possible effect of this matter on the comparability of the current period's airport and Infrastructure figures in Note 9 (a) and the corresponding figures of the financial report.</p>
<b>Shire of Woodanilling</b>	<p><b>Building assets</b></p> <p>We qualified building assets stated at \$4,942,954 in the prior year because the Shire had not revalued its building assets with sufficient regularity or in accordance with Regulation 17A(4)(b) of the Local Government (Financial Management) Regulations 1996. The Shire has not made the appropriate corrections for this prior year figure in the current year. Consequently, the opinion on the current year financial report is modified because of the possible effect of this matter on the comparability of the current period's building asset figure in Note 9 and the corresponding figure of the financial report.</p>

Source: OAG

## Appendix 6: Prior year qualifications removed in 2022-23

Entity	Details of prior year qualification
<b>City of Kalamunda</b>	<p><b>Infrastructure Assets</b></p> <p>The City has not recognised 969 assets under Infrastructure assets (Drains) in the financial report at 30 June 2022. These assets have been included in the City's Asset Management System at nil values however, they were never recorded in the Fixed Assets Register and revalued to their fair value. As these assets have not been recognised in the financial report at fair value in accordance with Regulation 17A(2)(a) of the Local Government (Financial Management) Regulations 1996, we are unable to determine the extent to which Infrastructure - Drains balance reported in Note 9 of the financial report at \$123,730,140 as at 30 June 2022 (2021: \$124,550,736) is misstated, as it is impracticable to do so.</p> <p>Additionally, there is a consequential impact on Depreciation, Infrastructure, Revaluation Surplus and Retained Earnings.</p>
<b>City of Mandurah</b>	<p><b>Property, Plant and equipment and Infrastructure Assets</b></p> <p>As detailed in Notes 8 and 9 to the financial report, at 30 June 2022 the total carrying value of the City's property plant and equipment assets was \$272.2 million and infrastructure assets was \$761.9 million. For property, plant and equipment and infrastructure recorded at fair value, any movements are recognised in revaluation surplus, the balance of which was \$808.7 million at 30 June 2022. For the year ended 30 June 2022, the City recognised a depreciation expense of \$32.4 million and changes in the asset revaluation surplus of \$97.0 million in relation to these assets in the Statement of Comprehensive Income by Nature or Type.</p> <p>Management have indicated that there are gaps in their control processes and they are not confident with the overall completeness of their fixed asset register at 30 June 2022.</p> <p>Consequently, we were unable to obtain sufficient appropriate audit evidence that all property, plant and equipment and infrastructure had been recorded and valued nor could we confirm this by alternative means. We are therefore unable to determine whether any adjustments to property, plant and equipment, infrastructure, revaluation surplus, depreciation expense and changes in asset revaluation surplus were necessary.</p>
<b>Shire of Boyup Brook</b>	<p><b>Biological assets</b></p> <p>During 2020-21, we were unable to obtain sufficient appropriate audit evidence to verify the opening balance of biological assets nor were we able to confirm it by alternative means. Since the opening balance of biological assets for the year ended 30 June 2021 affects the determination of operations, we were unable to determine whether any adjustments to the Net result for the year ended 30 June 2021 was necessary. The opinion on the financial report for the period ended 30 June 2021 was modified accordingly.</p> <p>The opinion on the current year financial report is also modified because of the possible effect of this matter on the comparability of the current period's figures and the corresponding figures.</p>
<b>Shire of Mount Magnet</b>	<p>The Shire's operating grants, subsidies and contributions of \$2,650,673, Capital grants, subsidies and contributions of \$521,726 reported in Note 2 (a) and Contract Liabilities of \$110,545 reported within Note 12 of the financial report as at 30 June 2022 were not assessed in accordance with the requirements of AASB 15 <i>Revenue from Contracts with Customers</i> or AASB 1058 <i>Income of Not-for-Profit Entities</i>. We are unable to determine the extent to which these amounts are misstated. Consequently, we were unable to determine whether any adjustments to these amounts were necessary.</p>

Entity	Details of prior year qualification
Shire of Sandstone	<b>Road and footpaths infrastructure assets</b> The opinion was qualified in the prior period because the Shire had not revalued its roads and footpaths infrastructure assets stated at \$37,755,629 and \$71,845 respectively with sufficient regularity or in accordance with <i>Regulation 17A(4)(b) of the Local Government (Financial Management) Regulations 1996</i> . The Shire was unable to make the appropriate corrections for these prior year figures in the current year. Consequently, the opinion on the current year financial report is modified because of the possible effect of this matter on the comparability of the current period's figures and the corresponding figures in Note 8 of the financial report.

Source: OAG

## Appendix 7: Emphasis of matter paragraphs included in auditor reports

Entity	Description of emphasis of matter paragraphs	Brief explanation
City of Busselton	<b>Restatement of Comparative Balances</b> We draw attention to Note 27 to the financial report which states that the amounts reported in the previously issued 30 June 2022 financial report have been restated and disclosed as comparatives in this financial report. The opinion is not modified in respect of this matter.	The restatement relates to two material adjustments to the prior year figures due to an error in recording of land and buildings.
City of Fremantle	<b>Events Occurring After the End of the Reporting Period</b> We draw attention to Note 24 to the financial report, which states that, following the end of the financial year ended 30 June 2023, the two remaining member council participants including the City have resolved to withdraw from Resource Recovery Group effective from 1 July 2025. The opinion is not modified in respect of this matter.	On 22 November 2023 the City resolved to withdraw from the Resource Recovery Group and all associated projects, effective 1 July 2025.
City of Kalamunda	<b>Restatement of comparative balances</b> We draw attention to Note 32 to the financial report, which states that the amounts reported in the previously issued 30 June 2022 financial report have been restated and disclosed as comparatives in the financial report. The opinion is not modified in respect of this matter.	A number of Infrastructure assets (Drains) were not recognised in the 2021-22 financial report. The City sought a valuation in 2023 and corrected and restated the prior year balances.
City of Kwinana	<b>Restatement of comparative figures</b> We draw attention to Note 31 to the financial report which states that the amounts reported in the previously issued 30 June 2022 financial report have been restated and disclosed as comparatives in this financial report. The opinion is not modified in respect of this matter.	The restatement relates to two material adjustments to the prior year figures due to an error in the recognition of intangible assets and previously unrecognised developer contributions.
City of Mandurah	<b>Restatement of comparative balances</b> We draw attention to Note 27 to the financial report, which states that amounts reported in the previously issued 30 June 2022 financial report have been restated and disclosed as comparatives. The opinion is not modified in respect to this matter.	Property, plant and equipment and infrastructure assets not previously recognised in the financial report have now been recognised.
City of Melville	<b>Events Occurring After the End of the Reporting Period</b> We draw attention to Note 21 to the financial report, which states that, following the end of the financial year ended 30 June 2023, the two remaining member council participants including the City have resolved to withdraw from Resource Recovery Group effective from 1 July 2025. The opinion is not modified in respect of this matter.	On 21 November 2023 the City resolved to withdraw from the Resource Recovery Group and all associated projects, effective 1 July 2025.

36 | Western Australian Auditor General

Entity	Description of emphasis of matter paragraphs	Brief explanation
	<b>Restatement of comparative balances</b> We draw attention to Note 17 to the financial report which states that the amounts reported in the previously issued 30 June 2022 financial report have been restated and disclosed as comparatives in this financial report. The opinion is not modified in respect of this matter.	An error was corrected for the infrastructure roads valuation.
City of Subiaco	<b>Restatement of comparative balance</b> We draw attention to Note 31 to the financial report which states that the amounts reported in the previously issued 30 June 2022 financial report have been restated and disclosed as comparatives in this financial report. The opinion is not modified in respect of this matter.	Two prior period errors were corrected. One was in relation to depreciation errors and the other related to an undervaluation of the Lords Recreation Centre.
Rivers Regional Council	<b>Basis of accounting</b> We draw attention to Note 1 of the financial report, which discloses that the Council has decided to wind up Rivers Regional Council. Consequently, the financial report has been prepared on a liquidation basis. The opinion is not modified in respect of this matter	The Council has decided to wind up Rivers Regional Council. Consequently, the financial report has been prepared on a liquidation basis as required under Accounting Standards. Accordingly, all assets and liabilities in the 2022-23 financial statements have been classified as current.
Shire of Ashburton	<b>Restatement of Comparative balances</b> We draw attention to Note 32 of the financial report which states that the amounts reported in the previously issued 30 June 2022 financial report have been restated and disclosed as comparatives in this financial report. The opinion is not modified in respect of this matter.	Roads that were not Shire assets were incorrectly recognised in the financial report.
Shire of Coolgardie	<b>Restatement of Comparative balances</b> We draw attention to Note 30 of the financial statements which states that the amounts reported in the previously issued 30 June 2022 financial report have been restated and disclosed as comparatives in this financial report. The opinion is not modified in respect of this matter.	Two prior period errors were corrected. One correction related to an error in the 2018 valuation of unsealed road infrastructure and the other related to incorrect accounting for a revaluation decrement for other infrastructure.
Shire of Dardanup	<b>Restatement of comparative balances</b> We draw attention to Note 31 to the financial report which states that the amounts reported in the previously issued 30 June 2022 financial report have been restated and disclosed as comparatives in this financial report. The opinion is not modified in respect of this matter.	An error was corrected for the prior year's infrastructure valuation.

Entity	Description of emphasis of matter paragraphs	Brief explanation
<b>Shire of Kent</b>	<b>Restatement of comparative balances</b> We draw attention to Note 28 of the financial report which states that the amounts reported in the previously issued 30 June 2022 financial report have been restated and disclosed as comparatives in this financial report. The opinion is not modified in respect of this matter.	An error in the 2018 unsealed road valuation was corrected.
<b>Shire of Mount Magnet</b>	<b>Trade and Other Receivables</b> We draw attention to Note 5 to the financial report which describes an amount of \$765,599 in the Shire's rates revenue and rates and statutory receivables that is subject to an upcoming State Administrative Tribunal determination. The opinion is not modified in respect of this matter.	Some of the Shire's reported rate revenue and receivables are subject to a State Administrative Tribunal Determination. The Shire recognised these amounts as they were confident at the time that the determination when made, would be made in the Shire's favour.
<b>Shire of Nannup</b>	<b>Restatement of comparative balances</b> We draw attention to Note 28 to the financial report which states that the amounts reported in the previously issued 30 June 2022 financial report have been restated and disclosed as comparatives in this financial report. The opinion is not modified in respect of this matter.	A grant was incorrectly recognised as income rather than a capital grant liability. This error was corrected.
<b>Town of East Fremantle</b>	<b>Investment in associates</b> We draw attention to Note 23 to the financial report, which states that, following the end of the financial year ended 30 June 2023, the two remaining member council participants have resolved to withdraw from Resource Recovery Group effective from 1 July 2025. The opinion is not modified in respect of this matter.	On 20 June 2023 the Town resolved to withdraw from the Resource Recovery Group (RRG) effective 1 July 2024 and subsequent to year end the remaining member council participants also resolved to withdraw from the RRG effective 1 July 2025.

Source: OAG

## Appendix 8: Local government certifications issued

### Certifications issued for 2022-23

Entity and opinion	Opinion issued
<b>City of Busselton</b> Local Roads and Community Infrastructure Program Roads to Recovery Funding Pensioner Deferments	31 October 2023 31 October 2023 31 October 2023
<b>City of Gosnells</b> Local Roads and Community Infrastructure Program Roads to Recovery Funding Pensioner Deferments	20 November 2023 31 October 2023 10 November 2023
<b>City of Joondalup</b> Pensioner Deferments	31 October 2023
<b>City of Kalamunda</b> Road to Recovery Funding Pensioner Deferments	27 October 2023 12 December 2023
<b>City of South Perth</b> Local Roads and Community Infrastructure Program Roads to Recovery Funding Pensioner Deferments	3 November 2023 31 October 2023 6 November 2023
<b>City of Vincent</b> Pensioner Deferments	16 November 2023
<b>Shire of Upper Gascoyne</b> Local Roads and Community Infrastructure Program Roads to Recovery Funding	31 October 2023 31 October 2023
<b>Shire of York</b> Pensioner Deferments	19 December 2023

Source: OAG

### Outstanding certifications issued from 2021-22

Entity and opinion	Opinion issued
<b>City of Karratha</b> Local Roads and Community Infrastructure Program	14 August 2023
<b>City of Nedlands</b> Local Roads and Community Infrastructure Program Roads to Recovery Funding	8 August 2023 30 October 2023
<b>Shire of Christmas Island</b> Local Roads and Community Infrastructure Program Roads to Recovery Funding	4 July 2023 15 July 2023
<b>Shire of Collie</b> Local Roads and Community Infrastructure Program	19 September 2023
<b>Shire of Coorow</b> Local Roads and Community Infrastructure Program	15 December 2023
<b>Shire of Cuballing</b> Local Roads and Community Infrastructure Program	28 February 2024

Local Government 2022-23 – Financial Audit Results | 39

Entity and opinion	Opinion issued
Roads to Recovery Funding	5 July 2023
<b>Shire of Cue</b> Local Roads and Community Infrastructure Program	3 August 2023
<b>Shire of Dundas</b> Local Roads and Community Infrastructure Program	31 July 2023
<b>Shire of East Pilbara</b> Local Roads and Community Infrastructure Program Roads to Recovery Funding	30 October 2023 31 October 2023
<b>Shire of Goomalling</b> Local Roads and Community Infrastructure Program	18 December 2023
<b>Shire of Halls Creek</b> Local Roads and Community Infrastructure Program	22 March 2024
<b>Shire of Katanning</b> Local Roads and Community Infrastructure Program	1 March 2024
<b>Shire of Kojonup</b> Local Roads and Community Infrastructure Program	30 January 2024
<b>Shire of Kondinin</b> Local Roads and Community Infrastructure Program	10 November 2023
<b>Shire of Manjimup</b> Local Roads and Community Infrastructure Program Roads to Recovery Funding	2 November 2023 31 October 2023
<b>Shire of Moora</b> Roads to Recovery Funding	30 January 2024
<b>Shire of Mount Magnet</b> Roads to Recovery Funding	13 November 2023
<b>Shire of Murchison</b> Local Roads and Community Infrastructure Program	17 July 2023
<b>Shire of Nungarin</b> Local Roads and Community Infrastructure Program	29 January 2024
<b>Shire of Peppermint Grove</b> Local Roads and Community Infrastructure Program Roads to Recovery Funding	21 December 2023 21 December 2023
<b>Shire of Quairading</b> Roads to Recovery Funding	27 September 2023
<b>Shire of Sandstone</b> Local Roads and Community Infrastructure Program	15 March 2024
<b>Shire of Three Springs</b> Local Roads and Community Infrastructure Program	4 August 2023
<b>Shire of Trayning</b> Local Roads and Community Infrastructure Program	9 August 2023
<b>Shire of Wandering</b> Local Roads and Community Infrastructure Program Roads to Recovery Funding	21 September 2023 31 July 2023

Entity and opinion	Opinion issued
<b>Shire of Wickepin</b> Local Roads and Community Infrastructure Program	18 July 2023
<b>Shire of Wiluna</b> Local Roads and Community Infrastructure Program Roads to Recovery Funding	15 January 2024 15 January 2024
<b>Shire of Wyndham</b> East Kimberley - Local Roads and Community Infrastructure Program Roads to Recovery Funding	31 July 2023 9 October 2023
<b>Shire of York</b> Pensioner Deferments	30 October 2023
<b>Town of Cottesloe</b> Local Roads and Community Infrastructure Program	22 December 2023

Source: OAG

## Appendix 9: Other opinions and certifications issued since 10 November 2023

Entity	Opinion issued
Albany Cemetery Board	20 December 2023
Animal Resources Authority	21 December 2023
Australian Pathway Education Group Pty Ltd	20 November 2023
Bunbury Cemetery Board	21 December 2023
Busselton Water Corporation	16 November 2023
ECU Holdings Pty Ltd	21 December 2023
Edith Cowan Accommodation Holdings Pty Ltd	13 December 2023
Electricity Networks Corporation – Report of Factual Findings	11 December 2023
Goldmaster Enterprises Pty Ltd	5 December 2023
Professional Standards Council	13 November 2023
Public Trustee	8 December 2023

Source: OAG

Certification name	Certification issued
Indian Ocean Territories – Service Delivery Agreement	18 December 2023
Local Government Financial Assistance Act – DLG	17 November 2023

Source: OAG

Entity	Royalties for Regions approved projects	Certification issued
Department of Premier and Cabinet	Remote Aboriginal Communities COVID-19 Emergency Relief Fund	18 January 2024
Department of Justice	Enhanced Driver Training and Education for Regional and Remote Communities	19 March 2024
Mental Health Commission	Mental Health Step Up/Step Down Facilities – Kalgoorlie/Goldfields	15 February 2024
WA Country Health	Kimberley Dialysis Unit Residential Aged and Dementia Care Investment Program Royal Flying Doctor Service – Asset Replacement	12 March 2024

Source: OAG

## Appendix 10: Completion of 2021-22 local government entities

Entity and opinion	Opinion issued
<p><b>Shire of Toodyay</b> – Disclaimer of opinion</p> <p><b>Financial report not supported with complete and accurate underlying records</b></p> <p>We were unable to obtain sufficient appropriate audit evidence regarding the financial report as a whole, as the financial report was submitted for audit purposes without complete and accurate underlying records. We were unable to audit the financial report by alternative means. Consequently, we are unable to determine whether any adjustments were necessary to the financial report as a whole for the year ended 30 June 2022. The audit opinion on the annual financial report for the year ended 30 June 2021 was disclaimed for the same reasons.</p>	27 October 2023

Source: OAG

## Appendix 11: Opinion and management letter definitions

In the auditor's report we include the audit opinion on the annual financial report and any other matters that, in our judgement, need to be highlighted. This year the Auditor General has issued the following types of opinions:

1. **clear opinion:** indicates satisfactory financial controls. The financial report is based on proper accounts, complies with relevant legislation and accounting standards, and fairly represents performance and financial position
2. **clear opinion with an emphasis of matter:** draws attention to a matter disclosed in the financial report to aid the readers understanding but does not result in a qualified opinion
3. **qualified opinion:** given when the audit identifies materially misleading information, inadequate controls or conflicts with the financial reporting frameworks.
4. **disclaimer of opinion:** the most serious audit outcome, issued when the auditor is unable to form an opinion due to insufficient evidence to form an opinion after all reasonable efforts.

We report weaknesses in the control environment to the CEO, mayor, president or chairperson and the Minister for Local Government. Findings will be rated as significant, moderate or minor. We also indicate if the finding has the potential to impact the audit opinion and if it relates to the prior year and remains unresolved. Both quantitative and qualitative aspects guide our ratings.

Risk category	Audit impact	Management action required
<b>Significant</b>	Findings where there is potentially a significant risk to the entity should it not be addressed by the entity promptly. A significant rating could indicate the need for a modified audit opinion in the current year or in a subsequent reporting period if not addressed. However even if the issue is not likely to impact the audit opinion, it should be addressed promptly.	Priority or urgent action by management to correct the material misstatement in the financial report to avoid a qualified opinion or for control risks, implement a detailed action plan as soon as possible, within one to two months.
<b>Moderate</b>	Findings which are of sufficient concern to warrant action being taken by the entity as soon as practicable.	Control weaknesses of sufficient concern to warrant action being taken as soon as practicable, within three to six months. If not addressed promptly, they may escalate to significant or high risk.
<b>Minor</b>	Those findings that are not of primary concern but still warrant action being taken.	Management to implement an action plan within six to 12 months to improve existing process or internal control.

Source: OAG

We give management the opportunity to review our audit findings and provide comments prior to completion of the audit. Each control finding is documented in a management letter which identifies weakness, implications for the entity, risk category and a recommended improvement action.

### Auditor General's 2023-24 reports

Number	Title	Date tabled
18	Local Government 2022-23 – Financial Audit Results	6 June 2024
17	Local Government IT Disaster Recovery Planning	31 May 2024
16	Local Government 2022-23 – Information Systems Audit Results	27 May 2024
15	Government Campaign Advertising	15 May 2024
14	State Government 2022-23 – Information Systems Audit	12 April 2024
13	Provision of Supplementary Information to the Standing Committee on Estimates and Financial Operations – Opinions on Ministerial Notifications	5 April 2024
12	Digital Identity and Access Management – Better Practice Guide	28 March 2024
11	Funding for Community Sport and Recreation	21 March 2024
10	State Government 2022-23 – Financial Audit Results	20 December 2023
9	Implementation of the Essential Eight Cyber Security Controls	6 December 2023
8	Electricity Generation and Retail Corporation (Synergy)	8 November 2023
7	Management of the Road Trauma Trust Account	17 October 2023
6	2023 Transparency Report: Major Projects	2 October 2023
5	Triple Zero	22 September 2023
4	Staff Exit Controls for Government Trading Enterprises	13 September 2023
3	Local Government 2021-22 – Financial Audit Results	23 August 2023
2	Electricity Generation and Retail Corporation (Synergy)	9 August 2023
1	Requisitioning of COVID-19 Hotels	9 August 2023

**Office of the Auditor General  
for Western Australia**

7<sup>th</sup> Floor Albert Facey House  
469 Wellington Street, Perth

T: 08 6557 7500  
E: [info@audit.wa.gov.au](mailto:info@audit.wa.gov.au)

[www.audit.wa.gov.au](http://www.audit.wa.gov.au)



@OAG\_WA



Office of the Auditor General  
for Western Australia

**15.1.2 (2024/MINUTE NO 0225) Performance Audit - Local Government Management of Purchasing Cards****Executive** A/Director Corporate and System Services**Author** A/Head of Finance**Attachments** 1. Local Government Management of Purchasing Cards [↓](#)**Officer Recommendation/Council Decision**

MOVED Cr C Reeve-Fowkes SECONDED Cr M Separovich

That Council RECEIVES the Office of the Auditor General's report on Performance Audit – Local Government Management of Purchasing Cards.

**CARRIED 10/0****Background**

The Office of the Auditor General (OAG) published 27 Audit Reports during the 2023-24 financial year, including seven OAG Performance Audit Reports focussed on Local Government.

These included Local Government Management of Purchasing Cards (Report 19: 2023-24) Performance Audit.

The term *performance* audit is defined in section 7.1 of the *Local Government Act 1995* to be 'an examination or investigation carried out under the *Auditor General Act 2006* section 18 (as applied by section 7.12AJ(1) of the *Local Government Act 1995*).

The City of Cockburn (the City) presented reports to the former Audit and Strategic Finance Committee from two previous OAG Performance Audits in which the City participated:

1. Timely Payment of Suppliers, Report 12: 2018, 13 June 2017
2. Records Management in Local Government, Report 17: 2018-19, 09 April 2019

To ensure the City adopts best practice in local government, when a performance audit or report with a local government focus is undertaken by the OAG, the City independently submits a report to the Audit, Risk and Compliance Committee (ARC) to inform the ARC on the OAG Audit or report recommendations and any appropriate control measures that the City has in place or proposes implementing as opportunities for improvement.

**Submission**

N/A



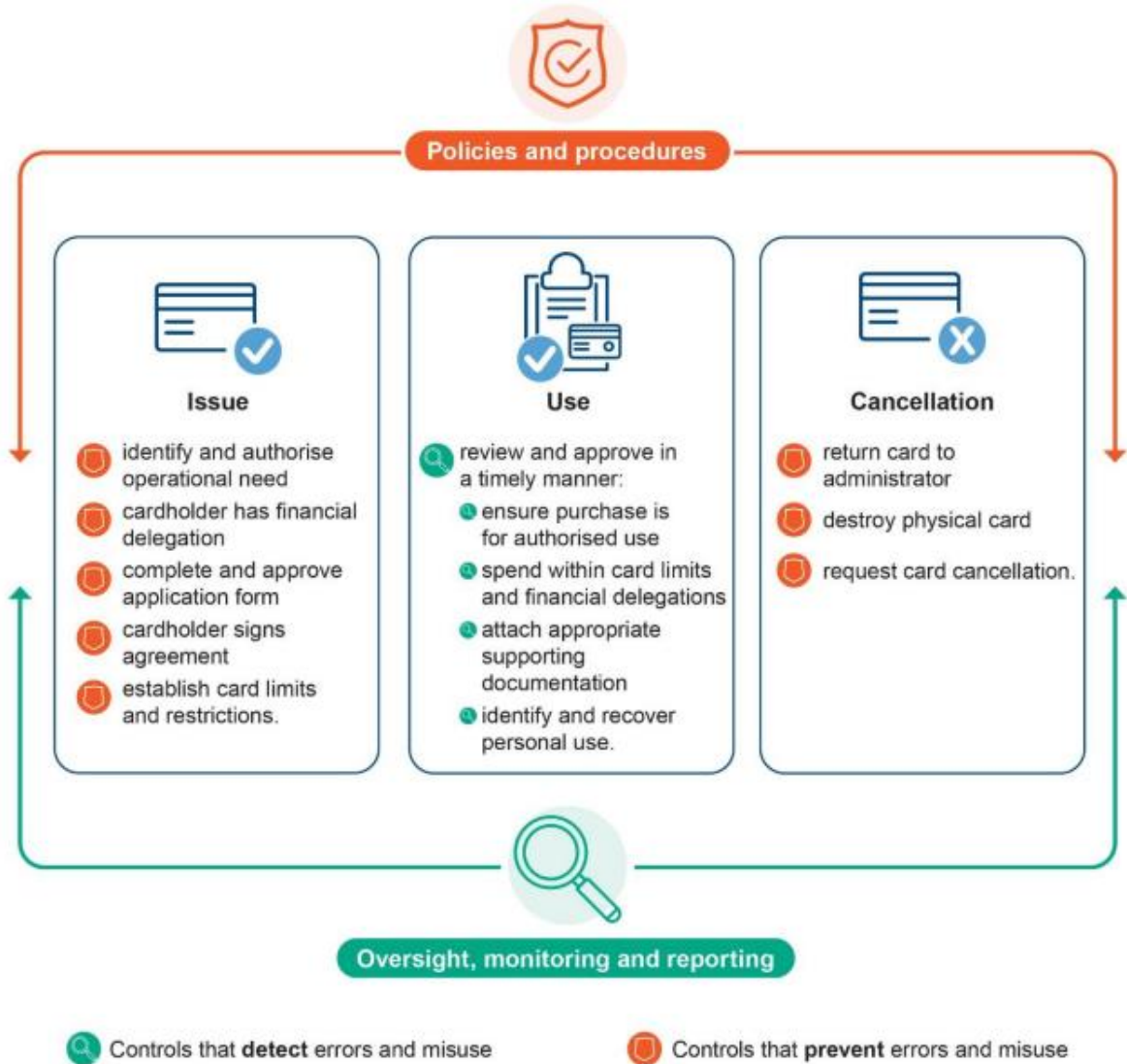
Report

The Performance Audit – Local Government Management of Purchasing Card (Report) was tabled in Parliament by the Auditor General on 12 June 2024.

The Audit assessed whether three regional local government entities (City of Albany, City of Kalgoorlie-Boulder and Shire of Murchison) effectively managed the issue, use and cancellation of purchasing cards.

The OAG found poor management of some controls at these three entities. However, there was no clear evidence found of cards or funds being mishandled by these entities. The audit report included the findings and recommendations made to mitigate the issues identified.

The OAG provided an overview of key components of purchasing card management as shown below:



Source: OAG

During this performance audit, the OAG found the following issues from the three regional entities:

- Controls over the use of purchasing cards were partly effective, these include reasonableness of business use and personal use as well as review and approval process
- Controls over the issue and cancellation of cards were partly effective and require improvement
- Lack of appropriate oversight of purchasing card controls, these include inaccurate descriptions on some transactions.

#### OAG Recommendations

The recommendations made by the OAG in their report are summarised in the table below with responding comments made by the City:

Recommendation	City Comment
a. Develop and implement clear policy guidance for staff on what is allowable and reasonable business use expenditure on items such as travel and food and drink.	City has established clear guidelines on what transactions are reasonable business use e.g. subscriptions, memberships, conferences, training, seminars, travel expenses and low value business purchases not requiring a purchase order.
b. Have suitable controls in place to manage the issue and timely cancellation of purchasing cards.	The City's Accounts Payable and Corporate Credit Card Officer processes a cancellation request as soon as the City's employee leaves the City. Employee exit control processes require the employee to return the card which is destroyed immediately.
c. Review and approve purchasing card transactions in a timely manner.	The acquittal of credit card transactions must be completed by cardholders no longer than one month after statement issue.
d. Keep proper records of the review and approvals of purchasing card transactions and card cancellations.	Transactions must be reviewed and approved by the actual cardholder with a second, independent approval provided by their line manager. Where the cardholder is an Executive or the CEO, the second approval is to be provided by another Executive or CEO. An audit trail is available in the City's record management system (ECM). All relevant correspondences, including new applications and cancellations are also available in ECM.



e. Include sufficient accurate detail in council papers to allow purchasing card expenditure to be appropriately scrutinised	All purchase and credit cards transactions are reported to Council each month as an attachment to the monthly financial report agenda item.
f. Regularly monitor and report on purchasing card controls to allow management to oversee usage and control effectiveness. The results of reviews should be documented and retained	<p>The City is currently conducting an internal audit on credit and purchasing card controls and management. Upon completion of the audit, the results will be submitted to the ARC Committee.</p> <p>The statutory CEO review into the appropriateness and effectiveness of financial management systems and procedures (LG FM Reg. 5) is completed every three years and includes use of credit cards. The review is reported to the ARC Committee.</p>

In accordance with the Council decision made at the April meeting, the City has engaged an audit firm to conduct an internal audit on the City's Corporate Credit Card Expenditure, Controls and Reporting.

The audit is currently underway and the findings and recommendations from this audit will be brought to the Audit, Risk and Compliance Committee in due course for review.

The Auditor has been provided with this OAG report and the recommendations therein will be considered as part of the Credit Card Audit, to determine further opportunities for improvement.

### **Strategic Plans/Policy Implications**

#### Listening & Leading

A community focused, sustainable, accountable, and progressive organisation.

- Best practice Governance, partnerships and value for money.

### **Budget/Financial Implications**

N/A

### **Legal Implications**

N/A



**Community Consultation**

N/A

**Risk Management Implications**

Reviewing the findings and recommendations contained in the OAG's report into Performance Audit – Local Government Management of Purchasing Cards provides an opportunity for the City to reduce financial management and reporting risks and improve its management controls and governance frameworks.

**Advice to Proponent(s)/Submitters**

N/A

**Implications of Section 3.18(3) *Local Government Act 1995***

Nil





Report 19: 2023-24 | 12 June 2024

**PERFORMANCE AUDIT**

# Local Government Management of Purchasing Cards



**Office of the Auditor General  
Western Australia**

**Audit team:**

Aloha Morrissey  
Justine Mezzatesta  
Claire Lieb  
Dan Franks

National Relay Service TTY: 133 677  
(to assist people with hearing and voice impairment)

We can deliver this report in an alternative format for  
those with visual impairment.

© 2024 Office of the Auditor General Western Australia.  
All rights reserved. This material may be reproduced in  
whole or in part provided the source is acknowledged.

ISSN: 2200-1913 (print)  
ISSN: 2200-1921 (online)

***The Office of the Auditor General acknowledges the traditional custodians throughout  
Western Australia and their continuing connection to the land, waters and community. We  
pay our respects to all members of the Aboriginal communities and their cultures, and to  
Elders both past and present.***

Image credit: shutterstock.com/Suradech Prapairot



WESTERN AUSTRALIAN AUDITOR GENERAL'S REPORT

---

**Local Government Management of  
Purchasing Cards**

---

Report 19: 2023-24  
12 June 2024



This page is intentionally left blank





**THE PRESIDENT  
LEGISLATIVE COUNCIL**

**THE SPEAKER  
LEGISLATIVE ASSEMBLY**

#### **LOCAL GOVERNMENT MANAGEMENT OF PURCHASING CARDS**

This report has been prepared for submission to Parliament under the provisions of sections 24 and 25 of the *Auditor General Act 2006*.

Performance audits are an integral part of my Office's overall program of audit and assurance for Parliament. They seek to provide Parliament and the people of WA with assessments of the effectiveness and efficiency of public sector programs and activities, and identify opportunities for improved performance.

This audit assessed whether three regional local government entities effectively managed the issue, use and cancellation of purchasing cards.

I wish to acknowledge the entities' staff for their cooperation with this audit.

A handwritten signature in black ink, appearing to read 'C Spencer'.

Caroline Spencer  
Auditor General  
12 June 2024



Contents

Auditor General’s overview ..... 5

Executive summary ..... 6

    Introduction ..... 6

    Background ..... 6

    Conclusion ..... 8

Findings ..... 9

    Controls over the use of purchasing cards were partly effective ..... 9

    Controls over the issue and cancellation of cards were partly effective and require improvement ..... 13

    Lack of appropriate oversight of purchasing card controls ..... 13

Recommendations ..... 15

    Response from the City of Albany ..... 16

    Response from the City of Kalgoorlie-Boulder ..... 16

    Response from the Shire of Murchison ..... 16

Audit focus and scope ..... 17

Appendix 1: Better practice guidance ..... 18



## Auditor General's overview

Purchasing cards offer benefits for local government entities by streamlining purchasing activities. However, these benefits come with the risk of misuse and loss of public money if the purchasing cards are not effectively managed.

In this audit, we looked at the management of purchasing cards at three regional entities. While we found poor management of some important controls, we did not find clear evidence that cardholders misused public money, in part because the entities did not have policy guidance to underpin allowable and reasonable use.

This audit follows on from our 2018 audit of local government entities' use of credit cards<sup>1</sup>, which found generally satisfactory controls but noted shortcomings of varying significance in policies and procedures. In addition, our *Local Government 2021-22 - Financial Audit Results*<sup>2</sup> report found 20 entities with credit card anomalies.

For a more comprehensive review of purchasing cards, this audit looked beyond the use of credit cards and included other cards such as store cards. In reviewing each entity's controls, we did not apply a 'one size fits all' approach as the diversity of the sector means some very small entities, with few cardholders, may not need the same controls as larger entities with more cardholders.

I encourage the sector to use our better practice guidance in Appendix 1 - it contains considerations to help mitigate the risks associated with the use of purchasing cards and for creating an effective control environment.

I thank the staff at each audited entity for their cooperation and assistance in completing this work, and strongly encourage all local government entities to assess their own policies and management of purchasing cards against the focus areas of this audit.



<sup>1</sup> Office of the Auditor General, [Controls Over Corporate Credit Cards](#), OAG website, 9 May 2018.

<sup>2</sup> Office of the Auditor General, [Local Government 2021-22 Financial Audit Results](#), OAG website, 23 August 2023.

## Executive summary

### Introduction

The audit assessed whether three regional local government entities (City of Albany, City of Kalgoorlie-Boulder and Shire of Murchison) effectively managed the issue, use and cancellation of purchasing cards. We last audited this topic in the local government sector in 2018<sup>3</sup>.

In conducting the audit, we considered the requirements of the *Local Government Act 1995* (LG Act) and associated regulations, guidelines issued by the Department of Local Government, Sport and Cultural Industries (DLGSC) and our better practice guidance in Appendix 1.

### Background

Purchasing cards represent an approved line of credit and are a well-established part of modern purchasing systems. They include corporate credit cards, store cards<sup>4</sup>, fuel cards and taxi cards. These cards provide entities with a cost effective, convenient and timely way to pay for goods and services of low value.

Local government entities need to have effective controls, appropriate to their size and risk, to prevent and detect inadvertent or deliberate misuse of their purchasing cards and meet their legislated responsibilities around the allocation of finances. This includes being able to demonstrate that purchases meet a business need and meet the expectations of ratepayers in the responsible use of public money. Improper, wasteful or unauthorised purchases that are not identified and resolved can result in financial loss to the entity.

The *Local Government Act 1995* (LG Act) and associated regulations require:

- entities to develop procedures for the payment of accounts to ensure there is effective security for, and properly authorised use of purchasing cards<sup>5</sup>.
- the CEO to keep proper accounts and records in accordance with regulations<sup>6</sup>
- the council to oversee allocation of the local government's finances and resources and determine policies<sup>7</sup>
- entities to provide information about each purchasing card transaction in a payment listing to council and in council minutes to increase transparency, accountability and council oversight of incidental spending<sup>8</sup>.

An effective control environment for purchasing cards should include:

- controls to prevent misuse and errors. These controls establish requirements up-front, and before a purchase is made. Examples include clear policies and procedures,

<sup>3</sup> Office of the Auditor General, [Controls Over Corporate Credit Cards](#), OAG website, 9 May 2018.

<sup>4</sup> Australian Securities and Investments Commission, [store card](#), Moneysmart.gov.au, n.d., accessed 29 April 2024.

<sup>5</sup> Local Governments (Financial Management) Regulations 1996, regulation 11(1)a.

<sup>6</sup> *Local Government Act 1995* section 6.5(a).

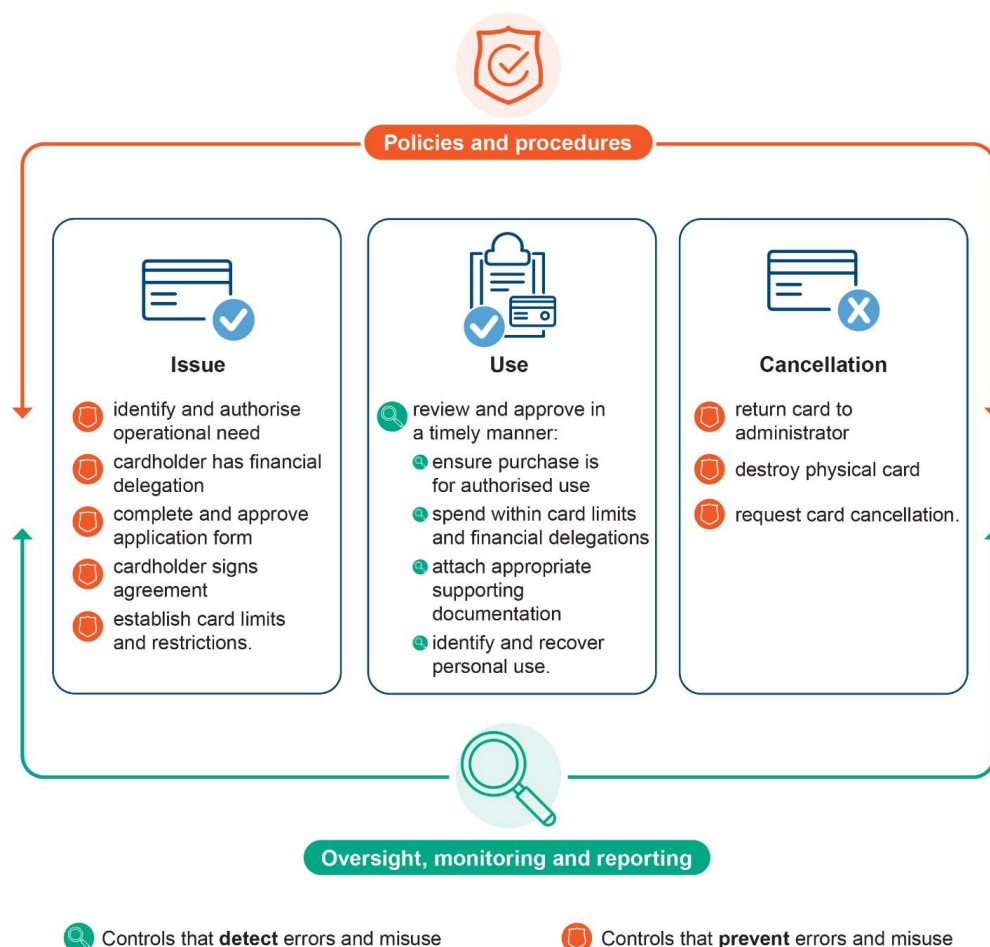
<sup>7</sup> *Local Government Act 1995* sections 2.7(2)(a) and (b).

<sup>8</sup> Local Government (Financial Management) Regulations 1996, regulation 13A took effect from 1 September 2023.

delegations to purchase, preset card limits and appropriate card authorisation and destruction processes.

- controls to detect errors and misuse after a purchase is made. These include processes to review and approve purchases, and the monitoring, reporting and oversight of card use.

Figure 1 provides an overview of the key components of purchasing card management, highlighting the controls we assessed during the audit and our better practice guidance (Appendix 1).



Source: OAG

**Figure 1: Overview of the key components in purchasing card management and controls**

The DLGSC provides the sector with broad guidance on the management of purchasing cards and changes in legislation through accounting and operational guidelines, circulars, alert bulletins and monthly webinars.

## Conclusion

The three audited entities had varying controls in place to manage the issue, use and cancellation of their purchasing cards, but weak implementation and control gaps meant their controls were only partly effective.

Appropriately, the entities only issued cards to staff who had delegations to purchase and cardholders generally provided receipts to support their purchases. These controls help entities to meet their legislated responsibilities and ratepayers' expectations around the responsible use of public money.

However, we found gaps and weaknesses in all areas of purchasing card management that increase the likelihood of cards being inadvertently or deliberately misused, which can cause loss of public money:

- There was inadequate policy guidance on what each entity considered was allowable and reasonable expenditure on such things as travel, accommodation, food and drink. In addition, purchases were not always adequately reviewed and approved in a timely manner.
- The operational need for a purchasing card was not always established, cardholder obligations and responsibilities were not made clear, and cards were not promptly returned and destroyed when no longer needed.
- A lack of oversight and monitoring of control effectiveness meant entities were missing opportunities to identify and promptly address the risks of card misuse and financial loss.

Although our audit found poor management of some important controls relating to purchasing cards, our transaction sample testing did not find clear evidence that cardholders misused public money, in part because the audited entities had no policy guidance on what is allowable and reasonable card use and expenditure.

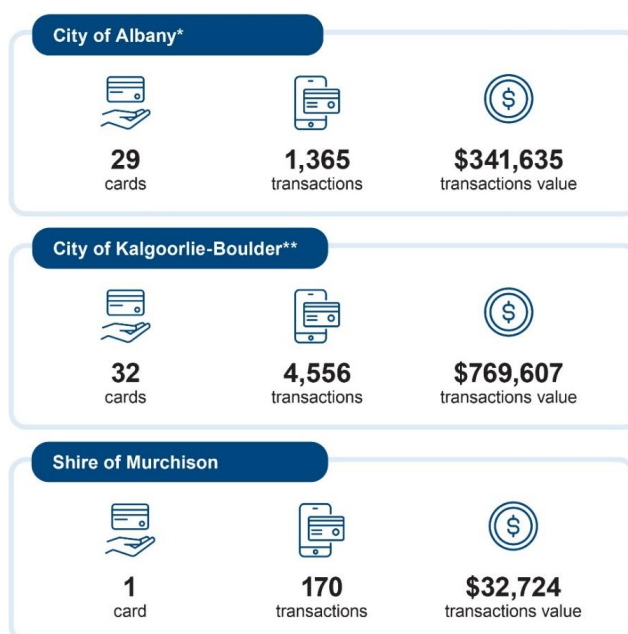
## Findings

### Controls over the use of purchasing cards were partly effective

We found cardholders generally provided receipts for their purchases and had appropriate delegations to purchase. However, we identified control weaknesses of varying significance across the three audited entities which increased the likelihood of unreasonable or unauthorised purchases. Detailed findings were provided to each of the audited entities.

Entities need to develop clear policy guidance on what is allowable and reasonable business expenditure, regardless of the payment mechanism, and improve card expenditure review and approval processes to prevent and detect inadvertent or deliberate misuse.

The three entities varied in the number of cards issued and the number of purchases over the audit period (Figure 2). All were using their purchasing cards to make low value purchases with most transactions being for items less than \$500.



Source: OAG based on information provided by each entity

\* City of Albany: 5 credit cards (1,018 transactions and \$318,543) and 24 store cards (347 transactions and \$23,092).

\*\* City of Kalgoorlie-Boulder: 30 credit cards (4,434 transactions and \$759,181) and 2 store cards (122 transactions and \$10,426).

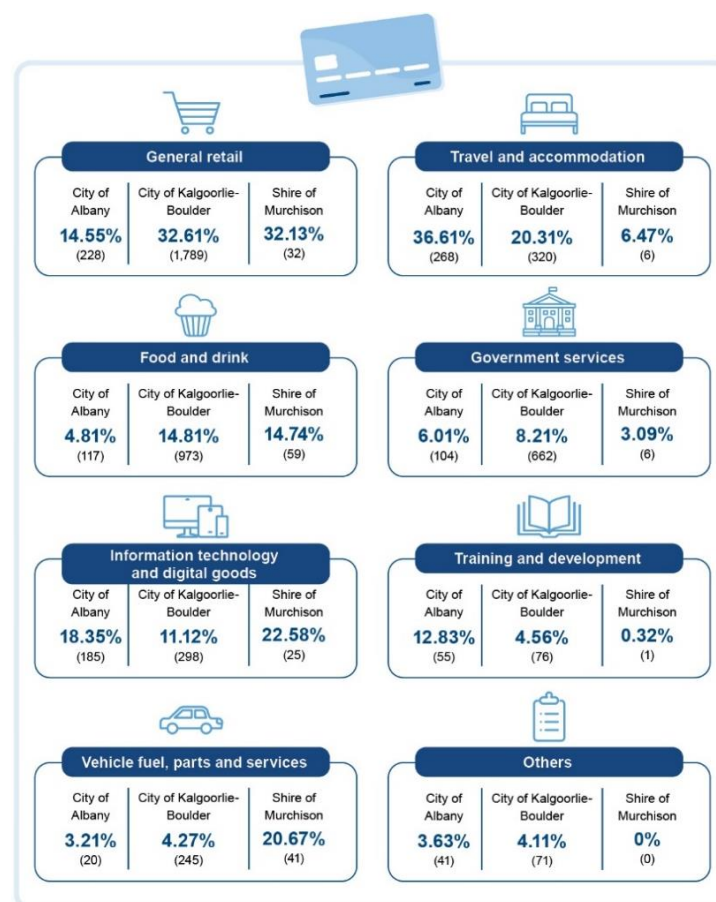
**Figure 2: Key purchasing card statistics for 1 November 2022 to 31 December 2023**

Our analysis found card purchases generally fell into the following categories:

- general retail (e.g. industrial and construction supplies, hardware and equipment, and office supplies and printing)

- travel and accommodation
- food and drink purchases
- government services (e.g. postal services, licenses, registrations and permits)
- information technology and digital goods
- training and development
- vehicle fuel, parts and services
- others.

We further analysed credit card purchases, which made up most of the purchases over the audit period.<sup>9</sup> Figure 3 shows the percentage spend and the number of purchases in each category by entity.



Source: OAG based on credit card information provided by each entity

**Figure 3: Purchase categories for 1 November 2022 to 31 December 2023**

<sup>9</sup> Credit card purchases were allocated using standard merchant information. Store card purchases were not analysed as merchant categories were not readily available.

### Inadequate policy guidance on allowable and reasonable business use

None of the three audited entities had adequate policy guidance for staff on what they considered was allowable and reasonable business expenditure. The entities regularly purchased air fares, accommodation and food and drink<sup>10</sup> (including alcohol) in the absence of any guidance around what was allowable and reasonable.

Policies are an important preventive control designed to assist staff in their decisions prior to them making a purchase and reduce instances of unreasonable and excessive spending. The community has a right to expect that public money will be spent carefully and only for legitimate business purposes. The following case study provides examples of purchases we identified where, in the absence of clear policy guidance, we queried if the spending was reasonable.

#### Case study 1: Reasonableness of business use

##### *Air travel*

- One entity spent \$6,302 for its CEO to fly business class interstate. The entity's current policy only allows business class air fares for elected members and there is no policy to guide allowable and reasonable expenditure on staff air travel.

##### *Food and drink*

- An entity purchased alcohol including 24 bottles of wine, 12 bottles of champagne and 15 cartons of beer and cider (\$1,290) and dessert (\$900) for a 'staff celebration'.
- An entity spent \$726 on 'reward and recognition catering' that included \$394 for alcohol and beverages (including five bottles of wine) and \$332 for food.
- An entity paid \$260 for food for a workshop. The approved receipt detailed the purchase of 'raw oysters'.

Supporting documentation did not show who and how many people attended, or the business purpose of the events, so the necessity and reasonableness of expenditure could not be clearly demonstrated.

We also found that none of the entities had documented processes or timeframes to recover money when cards were used to pay for personal items. Corporate purchasing cards should not be used to purchase personal items under any circumstances, even when the cardholder plans to reimburse the entity. If purchases cannot be clearly split into personal and business components at the time of purchase, a better approach is to pay with a personal account and then seek a reimbursement from the entity for the business component.

Entities need to have processes in place to promptly recover the cost of personal purchases to prevent loss of public money.

Case study 2 highlights examples where a purchasing card was used for personal use and an entity failed to promptly recover the money:

<sup>10</sup> DLGSC Operational Guideline, *Use of Corporate Credit Cards*, requires local government entities to establish strict guidelines for expenditure on entertainment.

**Case study 2: Personal use**

An entity used a purchasing card to pay for the air travel of a staff member's partner who was not travelling in a business capacity. There was a considerable lapse of time (118 days after the transaction) before repayment of the partner's travel costs.

**Inadequate review and approval of purchases**

The audited entities did not always adequately review and approve purchasing card transactions. We identified:

- none of the entities complied with their own policy and procedures on the review and approval of purchases. For example, staff who were not authorised were approving purchases and purchases were not reviewed within specified timeframes
- CEO purchases approved by a Mayor despite Mayors' having no established administrative authority (City of Albany)
- purchases were approved by a subordinate of the cardholder (City of Kalgoorlie-Boulder).

To ensure expenditure represents allowable and reasonable business use, a direct manager<sup>11</sup> who is aware of the cardholder's role and purchasing requirements should conduct a timely review and approval of the purchases. This reduces the likelihood of unreasonable, inappropriate or unauthorised transactions going undetected.

We also found:

- card sharing while the cardholder was absent from the office (Shire of Murchison). This increases the likelihood of unauthorised or fraudulent purchases and makes it difficult to identify the purchaser
- collection of personal reward scheme points on business purchases that were not identified nor reported as part of the approval process (City of Albany and City of Kalgoorlie-Boulder). A risk exists with reward schemes that cardholders may make purchases through a particular supplier to gain a personal advantage.

The following case study is an example of approval timeframes set in the entity's policy and procedures that were not met.

**Case study 3: Management approval exceeded timeframes**

One entity's corporate policy and procedures require all purchases to be approved by a supervisor/manager within specified timeframes.

We found significant delays in the approval of card purchases during our audit.

- 63% were approved outside of the policy timeframes and included:
  - A significant number of purchases that were only approved in December 2023, after we initiated our audit, through three bulk approval actions. Some of these were for purchases spanning back 10 months to March 2023. The bulk approvals suggest very little actual scrutiny of necessity and reasonableness of expenditure.

<sup>11</sup> In the case of the CEO, the chief finance officer (or equivalent) or a suitably senior staff member.

- Significant delays in approval with delays of up to 218 days.

Entities need to promptly review and approve purchases to ensure the expenditure represents allowable and reasonable business use and to detect inadvertent and deliberate misuse.

## Controls over the issue and cancellation of cards were partly effective and require improvement

The three audited entities' management of the issue and cancellation of purchasing cards were only partly effective. New cardholders had the necessary financial delegations to purchase, and purchasing card policies were made available to cardholders. However, we identified the following control weaknesses:

- policies and procedures were missing key elements including an application process to approve eligibility and need for a card, and a cardholder agreement form outlining cardholder legal obligations and responsibilities (Shire of Murchison and City of Kalgoorlie-Boulder)
- no management approval of applications to ensure cards are issued to approved staff and spending limits are based on operational need (City of Albany)
- delays of around one and two months in cancelling cards when staff exit the entity (City of Kalgoorlie-Boulder and City of Albany) which can lead to continued card use and unnecessary card administration fees
- purchasing card registers were missing key information such as an acknowledgement of card return and date of card destruction (City of Albany and City of Kalgoorlie-Boulder).

There is an increased likelihood of inadvertent or deliberate misuse and financial loss to entities when cards are not appropriately issued and cancelled.

## Lack of appropriate oversight of purchasing card controls

Payment listings provided by the three audited entities to their councils generally met legislated requirements. However, we identified instances where the included descriptions were vague or inaccurate and could have better identified the expenditure to facilitate proper scrutiny.

None of the audited entities had appropriate management oversight of purchasing card control effectiveness. The entities informed us card administrators and line managers did not monitor controls to issue, use and cancel cards or report on shortcomings to management. Regular monitoring would assist entities to identify control gaps and address weaknesses in a timely manner. We noted during the audit that the City of Kalgoorlie-Boulder does have some insight into control effectiveness, but this is limited as it only reviews one month's card use by one randomly selected cardholder as part of its monthly executive meetings.

Case study 4 provides examples that illustrate the need for management oversight over control effectiveness. Our better practice guidance in Appendix 1 provides entities with a range of oversight activities to consider.

**Case study 4: Lack of management oversight**

We found the following examples where a lack of management oversight limited entities' ability to identify and improve controls:

- Several 'top-up' payments were made in the monthly card statement period as cardholders exceeded their monthly limits. Regular monitoring and reporting may have identified a need to reassess card limits based on operational need. Transactions may be declined and service delivery disrupted when credit limits are exceeded.
- A staff member had stored their entity's card information in a personal online accommodation account, resulting in personal use. The entity recovered the money but did not consider if control improvements were needed to prevent further occurrences.

We found the audited entities had reviewed their financial management systems and procedures at least every three years as required by legislation<sup>12</sup>. While these included a limited review of purchasing card procedures, they did not provide ongoing confirmation that purchasing card controls are appropriate or effective. Oversight should be enhanced by other regular monitoring and reporting activities.

---

<sup>12</sup> Local Government (Financial Management) Regulations 1996, regulation 5(2)c.

---

## Recommendations

The three audited entities, as relevant, should:

1. develop and implement clear policy guidance for staff on what is allowable and reasonable business use expenditure on items such as travel and food and drink
2. have suitable controls in place to manage the issue and timely cancellation of purchasing cards
3. review and approve purchasing card transactions in a timely manner
4. keep proper records of the review and approvals of purchasing card transactions and card cancellations
5. include sufficient accurate detail in council papers to allow purchasing card expenditure to be appropriately scrutinised
6. regularly monitor and report on purchasing card controls to allow management to oversee usage and control effectiveness. The results of reviews should be documented and retained.

In accordance with section 7.12A of the *Local Government Act 1995*, the three audited local government entities should prepare a report on any matters identified as significant to them for submission to the Minister for Local Government within three months of this report being tabled in Parliament, and within 14 days of submission publish it on their website.

### Response from the City of Albany

The City of Albany accepts the recommendations and learnings contained in the performance audit. While the audit did not find clear evidence that cardholders misused public money, the City recognises the importance of continuous improvement in the management of its purchasing cards. The City has begun addressing the audit's findings.

### Response from the City of Kalgoorlie-Boulder

The City of Kalgoorlie-Boulder has already begun reviewing and updating internal control processes and updated staff training in the use of cards within the City to ensure that processes and systems for the management cards are in line with best practice.

### Response from the Shire of Murchison

The audit review of credit card use and overall recommendations for administrative improvements is welcome and as indicated in the Murchison Shire's responses will be actioned as a matter of course.

In context the Shire is very small and has only one credit card which has historically been assigned to the Chief Executive Officer when he or she commences employment. Whilst there has been no documentation on the actual purpose and operational use, the card has always been predominately used as a corporate card, which the CEO is responsible for, rather than for the CEO's work-related use. This form of usage is essential operationally as from time to time some organisations will only accept credit card payments rather than through the formal purchasing order / account payable system.

Whilst on the surface allowing others to use the credit card increases the risk of unauthorised or fraudulent transactions, the smallness of the organisation with only three in the administrative area other than the CEO, and normal checks and posting of transactions means that there is minimal risk of this actually occurring. Future improved documented policy and procedures will assist in demonstrating this situation.

Council's current policy and operational practices also requires credit card transactions to be authorised by the Chief Executive Officer as card holder and checked by an independent Financial Accountant. Details of credit card transactions are included in the list of payments presented to Council for each Council Meeting and as required included the resolution whereby Council have accepted the payment listing. Councillors are well experienced and familiar with the operations of the Shire, which by and large are relatively straight forward, and regularly ask questions and seek clarification.

## Audit focus and scope

The focus of this audit was to assess whether three regional local government entities effectively manage the issue, use and cancellation of purchasing cards.

Our criteria were:

- Are there effective controls over the issue and cancellation of purchasing cards?
- Are there effective controls over the use of purchasing cards?

The City of Albany, City of Kalgoorlie-Boulder and Shire of Murchison were included in the audit.

The audit reviewed the issue, use and cancellation practices of each entity over the period of 1 November 2022 to 31 December 2023.



We visited each entity and assessed their policies and procedures against legislative requirements, DLGSC operational guidelines and our better practice guidance in Appendix 1. At each entity, we also assessed a sample of CEO purchasing card transactions and whether there was adequate independent review of CEO use.

This was an independent audit, conducted under section 18 of the *Auditor General Act 2006*, in accordance with Australian Standard on Assurance Engagements ASAE 3500 *Performance Engagements*. We complied with the independence and other ethical requirements related to assurance engagements. Performance audits focus primarily on the effective management of entity programs and activities including compliance with legislative and other requirements. The approximate cost of undertaking the audit and reporting was \$300,000.



## Appendix 1: Better practice guidance

Local government entities need to have purchasing card policies and procedures that are up to date and accessible to staff. These policies and procedures should include key controls for the issue, use and cancellation of purchasing cards and be regularly reviewed.

The table lists requirements for effective purchasing card management, which guided our audit. It is not intended to be an exhaustive list.

Purchasing card management	Outcome	What we expect to see
 <b>Issue</b>	Cardholder eligibility and operational need is established, an application is appropriately approved and the cardholder is made aware of their legal obligations and responsibilities	<ul style="list-style-type: none"> <li>cardholder has appropriate financial delegation to incur expenditure. Delegations should also be set for certain types of expenditure</li> <li>an application form is appropriately approved</li> <li>card limits are based on cardholders need</li> <li>cardholder and their manager signs agreement that clearly sets out legal obligations and responsibilities and the purposes for which a card may or may not be used</li> <li>cardholder acknowledges that they understand and will comply with purchasing card policy and procedures</li> <li>cardholder receives training on procedures and requirements</li> <li>card administrator updates the purchasing card register with key cardholder information</li> </ul>
 <b>Use</b>	Purchases are for business use, and are properly reviewed and approved in accordance with the purchasing card policies and procedures	<ul style="list-style-type: none"> <li>purchases should be within the transaction and card limits. They should not be split to circumvent these limits</li> <li>entity sets out appropriate delegations for approval of expenditure</li> <li>timely review and approval of transactions: <ul style="list-style-type: none"> <li><u>cardholder</u>: reviews statements to ensure accuracy of reported purchases, attaches adequate supporting documentation, codes purchases and provides sufficient details to identify the purchase</li> <li><u>cardholder's direct manager<sup>13</sup></u>: reviews and approves purchases to ensure appropriate business use, consistency with cardholder's role and responsibilities, and compliance with policies and guidelines</li> </ul> </li> <li>review and approval processes have adequate documentation</li> <li>processes to repay any personal purchases</li> <li>guidance for purchases where cards are not physically present such as online telephone and internet purchases</li> </ul>

<sup>13</sup> In the case of the CEO, the chief finance officer (or equivalent) or a suitably senior staff member.

Purchasing card management	Outcome	What we expect to see
		<ul style="list-style-type: none"> <li>treatment of reward schemes and loyalty programs as purchasing cards should not be used to gain a personal benefit</li> <li>procedures for when a cardholder is on leave to ensure card security</li> </ul>
 <b>Cancellation</b>	Timely cancellation of purchasing cards to prevent unauthorised purchases and unnecessary card fees	<ul style="list-style-type: none"> <li>immediate cancellation once a cardholder exits or has a change in employment requirements</li> <li>cardholder returns card to the administrator</li> <li>cards should be destroyed, and evidence of destruction recorded</li> <li>administrator enters cancellation and destruction information in cardholder register</li> </ul>
 <b>Oversight</b>	<p>Regular monitoring and reporting to provide management with insights into use and the effectiveness of controls and to address shortcomings in a timely manner</p> <p>Evidence of reviews should be retained</p>	<p>Examples of monitoring and reporting include:</p> <ul style="list-style-type: none"> <li>Continuously: <ul style="list-style-type: none"> <li>disclose information about each purchasing card transaction in a payments listing to council and in council minutes</li> <li>record instances of personal use, inappropriate use, and disputed and fraudulent transactions. Take corrective action when required</li> <li>assess the timeliness of reviews and approvals by cardholders and managers, and act when timeframes are not met</li> <li>provide reports to managers on usage within their areas to assess operational need</li> <li>reinforce requirements to cardholders and approvers</li> </ul> </li> <li>Annually: <ul style="list-style-type: none"> <li>identify inactive or under-used cards that may require cancellation</li> <li>review appropriateness of transaction and card limits</li> <li>audit and update purchasing card registers</li> <li>review relevance and effectiveness of policies and procedures as part of an annual risk assessment</li> </ul> </li> <li>Periodically: <ul style="list-style-type: none"> <li>sample test transactions for appropriate business use and compliance with policies and procedures</li> <li>analyse usage and supplier patterns to inform procurement practices</li> <li>review purchasing card policy against operational guidelines and better practice principles</li> </ul> </li> </ul>

Purchasing card management	Outcome	What we expect to see
		<ul style="list-style-type: none"><li>○ review the appropriateness and effectiveness of financial management systems and procedures as required by legislation</li></ul>

Source: OAG



### Auditor General's 2023-24 reports

Number	Title	Date tabled
19	Local Government Management of Purchasing Cards	12 June 2024
18	Local Government 2022-23 – Financial Audit Results	6 June 2024
17	Local Government IT Disaster Recovery Planning	31 May 2024
16	Local Government 2022-23 – Information Systems Audit Results	27 May 2024
15	State Government Advertising	15 May 2024
14	State Government 2022-23 – Information Systems Audit	12 April 2024
13	Provision of Supplementary Information to the Standing Committee on Estimates and Financial Operations – Opinions on Ministerial Notifications	5 April 2024
12	Digital Identity and Access Management – Better Practice Guide	28 March 2024
11	Funding for Community Sport and Recreation	21 March 2024
10	State Government 2022-23 – Financial Audit Results	20 December 2023
9	Implementation of the Essential Eight Cyber Security Controls	6 December 2023
8	Electricity Generation and Retail Corporation (Synergy)	8 November 2023
7	Management of the Road Trauma Trust Account	17 October 2023
6	2023 Transparency Report: Major Projects	2 October 2023
5	Triple Zero	22 September 2023
4	Staff Exit Controls for Government Trading Enterprises	13 September 2023
3	Local Government 2021-22 – Financial Audit Results	23 August 2023
2	Electricity Generation and Retail Corporation (Synergy)	9 August 2023
1	Requisitioning of COVID-19 Hotels	9 August 2023

**Office of the Auditor General  
Western Australia**

7<sup>th</sup> Floor Albert Facey House  
469 Wellington Street, Perth

T: 08 6557 7500  
E: [info@audit.wa.gov.au](mailto:info@audit.wa.gov.au)

[www.audit.wa.gov.au](http://www.audit.wa.gov.au)



@OAG\_WA



Office of the Auditor General  
for Western Australia

**15.1.3 (2024/MINUTE NO 0226) Department of Water and Environmental Regulation Annual Waste Plan Report****Executive** A/Director Infrastructure Services**Author** Waste Services Manager**Attachments** 1. Cockburn 2023-24 Waste Plan Summary - August 2024 [↓](#)**Council Decision**

MOVED Cr C Reeve-Fowkes SECONDED Cr M Separovich

That Council ENDORSES the City of Cockburn's 2024 Waste Plan submission to the Department of Water and Environmental Regulation.

**CARRIED 10/0****Background**

Annual reporting on the implementation of actions in the City of Cockburn's Waste Plan, and on any new waste actions being implemented, is a requirement under the *Waste Avoidance and Resource Recovery Act 2007* (WARR Act).

Waste Plans and annual reports are intended to be live documents reflecting the services being delivered by local governments.

The report allows Department of Water and Environmental Regulations (DWER) to make an assessment on whether the City of Cockburn is delivering, or making progress towards delivering, services that are consistent with the Waste Avoidance and Resource Recovery Strategy 2030 (State Waste Strategy), which is also a requirement under the WARR Act.

**Submission**

Nil

**Report**

The Waste Report lists a series of actions and milestones under the following six key principles (refer Attachment 1):

1. Waste Services
2. Waste Infrastructure
3. Policy and Procurement
4. Data
5. Behavioural Change Programs and Initiatives
6. Other.

Each action requires a progress update, a status update and completion dates to be populated.

This year's report was updated to the degree possible due to the impending review of the City's Waste Strategy 2020-2030.



Some of the City's significant Waste Strategy 2020-2030 actions have been placed on hold awaiting the consultant's report due in December 2024. Therefore, the only two new initiatives added are the relocation of the HWRP Transfer Station and the construction of an additional leachate pond.

Information has been populated against each action and milestone.

Tracking is in accordance with the City's Waste Strategy 2020– 2030 proposed timeframes with any adjustments in consultation with the Department.

### **Strategic Plans/Policy Implications**

#### Environmental Responsibility

A leader in environmental management that enhances and sustainably manages our local natural areas and resources.

- Sustainable resource management including waste, water and energy.
- Address Climate Change.

### **Budget/Financial Implications**

All actions in the Waste Strategy 2020-2030 are funded through annual operational and reserve budgets. The Waste Strategy and therefore the DWER Waste Plan may be amended this financial year depending upon the outcome of the consultant's review and Council decisions.

### **Legal Implications**

Compliance with the *Waste Avoidance and Resource Recovery Act 2007*.

### **Community Consultation**

NA

### **Risk Management Implications**

Failure to adopt the recommendation may result in a breach of the *Waste Avoidance and Resource Recovery Act 2007*.

### **Advice to Proponent(s)/Submitters**

N/A

### **Implications of Section 3.18(3) *Local Government Act 1995***

Nil





OFFICIAL Waste Plan Reporting  
Waste Plan Report 2023-24

Local Government Name: City of Cockburn

Waste Plan Report Status	Draft
Reporting Period	2023-24
Submission ID	WPR2023-24-0001116
Date Lodged	

Reporter Details		Approver Details	
Name	Lyall Davieson	Name	Daniel Arndt
Position	Waste Manager	Position	A/CEO
Email	ldavieson@cockburn.wa.gov.au	Email	darndt@cockburn.wa.gov.au

Waste Services

Waste Plan Actions & Milestones	Progress	Action Status	Anticipated Commencement Date	Anticipated Completion Date	Completion Date	Comments
<b>Conduct commercial food waste trial</b>	Complete	Delayed		31/12/2020	7/12/2021	The Food waste trial has transformed into a regular service. Additional customers are constantly sought to ensure operational efficiency. Grant was extended by 6 months to account for commercial food waste business closures due to COVID-19
==> Training of businesses to commence	Complete			30/06/2020	30/06/2020	
==> Bins to be provided and trial commenced	Complete			31/07/2020	31/12/2021	
==> Commercial food waste trial to be completed	Complete			30/11/2020	30/12/2021	
<b>Consult community for an on-demand verge collection service</b>	Not commenced	On track	30/06/2025	31/12/2025		Upon completion of the community consultation, Council approved a pre-booked verge collection service due to commence in July 2024. Further delays were encountered in 23-24 as the Council decided to place the community engagement on hold until a full review of the City's Waste Strategy 2020-2030 due in December 2024.
==> Develop consultation plan by 1 July 2020 in association with Community Engagement Team.	Complete			30/06/2020	29/06/2022	
==> Complete consultation	Not commenced			30/06/2025		
<b>Continue to implement Public Place Recycling rollout</b>	In progress	On track		31/12/2026		No additional public place enclosures were installed in 23-24. 7 enclosures were refurbished in 23-24 under a trail set for North Coogee. The new enclosures feature 2 MSW bins and no recycle bin. This has come about due to an audit that found contamination in the recycle bin was high. The only recyclable component in the public place enclosure recycling bin was the CDS containers. The new dual MSW enclosures will be fitted with a Containers for Change basket for deposit of eligible containers. Ongoing financial commitments to roll out public place enclosures will follow subject to the success of the trial in Coogee.
==> Bins to be ordered by 1 Jan annually and to be installed by 30 June annually	In progress			30/06/2025		
==> \$50k p.a. requested by budget deadline annually	In progress			30/12/2026		
<b>Develop business case to introduce financial incentives for uptake of 140L general waste bins</b>	Complete	On track	3/07/2023	30/06/2024	17/07/2023	The City's Rates Department have advised that the waste levy portion of the rates notice for residential properties is not a separate figure and has not been for several years. As a consequence, there is no mechanism to offer individual deduction to the Rate Charges.
==> Develop business case and report to Council on costs and benefits of reducing size of general waste bins to 140L for properties on 2 bin system	Complete			30/06/2023	17/07/2023	
==> If approved by Council, coordinate rollout of 140L general waste bin	Complete			29/06/2024	17/07/2023	
<b>Residual waste is sent to waste to energy facility</b>	Not commenced	On track	30/09/2024	30/12/2042		The City has a 18-year contract to take the contents of the City's general, (red lid) residual, waste bin to the East Rockingham Waste to Energy Facility. The last reports the ERWtE facility CEO has advised that the City will be required to deliver commissioning tonnes to the facility as of 30/9/24. The general waste from the red lid bin will come from 30,000 properties on a 3-bin GO system and 14,400 properties on the 2-bin system. The estimated tonnages for delivery to the ERWtE Facility is approximately 25,000tpa. This approach meets the requirements of the State Waste Strategy and the Waste Hierarchy.
==> Deliveries of residual waste to East Rockingham Waste to Energy Facility continue	Not commenced			17/02/2025		
==> Deliveries of residual waste to East Rockingham Waste to Energy facility commence	Not commenced			31/12/2026		
<b>Revise the 2023 FOGO Feasibility Report in the 2024/25 financial year</b>	Not commenced	On track	28/02/2025	31/12/2025		Due for review in 2025 and completion in November 2025.
==> Revised 2023 FOGO feasibility study commences	Not commenced			30/06/2025		
==> Revised 2023 FOGO feasibility study completed	Not commenced			17/09/2025		
==> Results of feasibility study and recommendation presented to Council for approval	Not commenced			31/12/2025		
<b>Undertake a FOGO feasibility assessment in the 2022/23 financial year</b>	Complete	On track	19/09/2022	30/06/2025	25/07/2023	Action complete. A review will be conducted in the 2024/25 financial year (see action above).
==> Feasibility study to be commissioned	Complete			31/08/2022	31/08/2022	
==> Feasibility study to be completed	Complete			25/07/2023	25/07/2023	



Waste Infrastructure

Waste Plan Actions & Milestones	Progress	Action Status	Anticipated Commencement Date	Anticipated Completion Date	Completion Date	Comments
Construction of third leachate pond	Not commenced	On track	1/10/2024	30/06/2025		
==> Construction of leachate pond commences	Not commenced			1/10/2024		New action added in August 2024.
==> Construction of leachate pond completed	Not commenced			30/06/2025		
Continue to invest in onsite renewable energy generation	In progress	On track		30/06/2026		Initial investigations have commenced. Most investigations have centred on a H2 production plant and decarbonising the waste truck fleet. Very few side lift waste trucks have been produced and those on the market do not suit the City's cal-de-sacs and narrow laneways. At the Henderson Waste Recovery Park, the installation of solar array and wind turbines on capped landfill cells to create a "Renewable Energy Park" is still on track for the medium to long term. This FY, the City has established a reserve fund for climate mitigation projects.
==> Consider options post capping of cell 6	In progress			30/06/2026		
Develop strategies to attract waste tonnes to fully utilise available airspace	Complete	On track		31/12/2026	3/01/2022	Reduced gate rates for major customers were developed and implemented. This will be an ongoing program.
==> Develop strategies to attract waste tonnes to fully utilise available airspace	Complete			31/12/2022	31/01/2022	
Manage and reduce leachate volumes in accordance with the Leachate Strategy	In progress	On track		31/12/2026		Ongoing program. Additional leachate accelerated evaporation units were installed in 23-24. An additional leachate pond has been designed and is due for construction in 24-25 FY.
==> Cell 6 capping to be complete	Complete			31/12/2020	2/11/2020	
==> Manage and reduce leachate volumes in accordance with the Leachate Strategy	In progress			30/06/2025		
Plan and open the Cockburn Resource Recovery Precinct at the Henderson Waste Recovery Park site	In progress	On track		27/02/2026		Bulk earthworks were completed. The Superintendent of Detailed Design and Documentation was awarded. The Council has placed a review of the CRRP Business Case.
==> Detailed design to be completed	In progress			30/06/2025		
==> New site to be completed	In progress			30/06/2025		
Post closure management of Cells 1-7	In progress	On track	1/07/2024	30/06/2027		Reviewed according to regular aerial survey to determine accurate volume remaining. Cell 7 is approaching full utilisation of the available airspace, however will continue to be used for filling with soft waste until it is full, concurrently with the commencement of landfilling on Cell 4 and 5. It is anticipated that within 6 months from completion of the landfilling phase on Cell 7, the capping design and works will commence. This is currently set to be October 2025. Post closure management will commence from then for the Southern landfill at that time.
==> /As cells are covered and capped, post closure management reviews to commence	In progress			30/06/2026		
Purchase second hand front lift vehicle and front lift bins to service commercial	Superseded	Not Applicable	27/06/2025	30/06/2025		Superseded by DWER on advice from City on 13/9/22 - Providing waste collection services to commercial properties using front lift bins is not the City's core business. In addition, the sector is well serviced by existing private contractors.
==> Budget request to be included by deadline	Superseded			1/09/2022		
==> Front lift vehicles and bins operational	Superseded			30/09/2022		
Relining of leachate ponds A and B	Not commenced	On track	30/06/2028	31/12/2054		Not commenced and not required until 2054.
==> Pond liners to be replaced after 23 years	Not commenced			30/07/2054		
Relocation of community dropoff centre	Not commenced	On track	1/11/2024	31/03/2025		New action added in August 2024.
==> Relocation commences	Not commenced			1/11/2024		
==> Relocation completed	Not commenced			31/03/2025		
Undertake a feasibility study for the use of hydrogen powered waste trucks	Complete	On track		30/06/2026	31/10/2020	Discussions have commenced with Hyzon on the availability of H2 powered side lift waste trucks. One side lift H2 waste truck is currently on trial in the eastern states. The City will contact Remondis to attempt to obtain the trial performance data. These results will assist in the decisions relating to the purchase of a City of Cockburn trial vehicle. Infinite Green Energy is applying for a grant to fund the difference between diesel and H2 side lift waste trucks. The City will await the outcome of this application as well.
==> Study to be delivered	Complete			30/06/2020	31/10/2020	



Government of Western Australia  
Department of Water and Environmental Regulation

OFFICIAL Waste Plan Reporting

Waste Plan Report 2023-24

#### Policy and Procurement


Waste Plan Actions & Milestones	Progress	Action Status	Anticipated Commencement Date	Anticipated Completion Date	Completion Date	Comments
City tender documents consider reuse of recycled products e.g. road base	Complete	On track		30/12/2026	30/06/2022	All tender documents where a recycled component is possible are issued with the ability to also price the use of recycled material. In addition, the qualitative evaluation template lists the "Sustainability" requirement as a minimum of 10% in all documents and tenderers are scored accordingly.
==> Working group members to be identified and approached	Complete			31/01/2022	1/01/2022	
==> Develop working group to consider how best to encourage inclusion of recycled products into tenders and RFQ's	Complete			30/12/2026	1/01/2022	
Trial the use of an electric waste truck.	Complete	On track		30/06/2021	30/04/2021	Project completed and vehicle returned to supplier. The EV failed to meet the claims made by the supplier and could not match the performance of its diesel equivalent.
==> Electric vehicle to be in operation	Complete			30/06/2020	1/05/2021	

#### Data

Waste Plan Actions & Milestones	Progress	Action Status	Anticipated Commencement Date	Anticipated Completion Date	Completion Date	Comments
Conduct a waste audit to determine concentrations of organics of C & D and C & I at HWRP	Superseded	Not Applicable	30/06/2025	30/06/2025		The energy from waste plants will have a significant impact of the waste industry and this audit will provide more value if undertaken post their commissioning in 2023.
==> Report delivered	Superseded			29/06/2025		
==> Consultant to be appointed	Superseded			30/06/2025		
Investigate deployment of technology to assist in the reduction of illegal dumping.	Complete	On track		30/06/2023	1/07/2022	DWER have assisted with deploying cameras to identify offenders in known City of Cockburn illegal dumping locations. ESRI system utilised for online mapping and reporting of dumping.
==> Feasibility study to commence	Complete			1/07/2021	30/06/2022	
==> Feasibility study to be completed	Complete			30/06/2022	30/06/2022	
Report greenhouse gas emissions from HWRP via NGERS	In progress	On track		31/12/2026		Ongoing reporting to continue. The 23-24 Report is due 31/10/24. In the 23-24 FY, the landfill gas managers, LMS, will report on "energy export".
==> All waste volumes and methane production figures to be prepared by end of financial year annually.	In progress			30/06/2025		

#### Behaviour change programs and initiatives

Waste Plan Actions & Milestones	Progress	Action Status	Anticipated Commencement Date	Anticipated Completion Date	Completion Date	Comments
Continue bin tagging program with team of Community Waste Education Officers	In progress	On track		31/12/2026		This bin tagging program is ongoing and targets areas when contamination is high. In 23-24 the Community Waste Education Officers door knocked recalcitrant residents and business owners. This approach will continue in 24-25.
==> Bin tagging plan to be approved by Waste Manage	Complete			30/06/2020	30/06/2022	
==> Bin tagging implemented	In progress			30/12/2026		
Continue to deliver schools waste education program in alignment with WasteWise Schools Program	In progress	On track		31/12/2026		Ongoing programs. The Waste Wise Schools program was revised to adopt a couple of schools for intensive waste Education Program delivery. These were highly successful.
==> 20 incursions	Complete			30/06/2022	30/06/2022	
==> 20 HWRP tours	Complete			1/09/2022	30/06/2022	
==> Ongoing delivery of schools waste education program	In progress			31/12/2026		
Continue to implement a preventative Illegal Dumping program	Complete	On track		30/06/2024	1/07/2022	Ongoing program. The City will continue to collect illegal dumping and educate resident on this issue.
==> New illegal dumping data capture system to be developed	Complete			30/06/2021	30/08/2022	
Continue to roll out waste education program to staff in all Council-run facilities	Complete	On track		31/12/2026	1/07/2022	Ongoing program. This program will continue year on year.
==> All facilities with Cockburn staff working on site to be audited by July 2021. Rollout behaviour change initiatives	Complete			1/07/2021	30/06/2021	
Coordinate and expand community tours to the HWRP	In progress	On track		31/12/2026		Ongoing program. Additional staff have been trained in order to increase the capability and frequency of HWRP (Henderson Waste Recovery Park) tours annually. Internal, external, school and specific group tours were completed in 23-24.
==> Henderson tours to be incorporated into Sustainable Living Events Program in July and January annually.	In progress			30/06/2025		

 <div>Government of Western Australia Department of Water and Environmental Regulation</div>		OFFICIAL Waste Plan Reporting Waste Plan Report 2023-24				
Deliver program of waste education workshops and events through the Sustainable Living events series	In progress	On track		31/12/2026		Ongoing program. The Waste Education programs continued, through 23-24, to be united with the Sustainable living calendar to deliver a wide range of services, subsidies and information.
==> Develop and publish events program by 1 July and 1 Jan each year	In progress			30/06/2026		
Encourage and promote waste initiatives via the Sustainability Grants Program	In progress	On track		31/12/2026		Ongoing program. Grant funding has been sourced and won in 2023-2024 FY. Overlap with the Environment Team occurred with clothes swaps, reusable cups, textiles, plastics and worm farming (organics). Schools also access subsidies to fund tours of the Henderson Waste Recovery Park.
==> Review and assess Sustainability Grant Proposals in March annually.	In progress			30/06/2026		
Fully fund a Waste Education Officer	In progress	On track	30/06/2026	30/06/2027		Waste Technical Officer currently only a contract position. Staff will continue to put this role forward for the Workforce Plan as a full time permanent role.
==> Waste Education Officer appointed	In progress			31/08/2024		
==> Workforce plan approval	In progress			30/06/2027		
Identify new businesses and residents to receive waste education information	In progress	On track		31/12/2026		
==> Liaise with Waste Collection Team to ensure that waste education materials are provided to all new household	In progress			30/06/2026		Ongoing Project. The City's Bin Delivery Officer delivers the City Resource Recovery Calendar with each new set of bins.
Implement Waste Education Campaign	In progress	On track		31/12/2026		Ongoing program. The 23-24 the bin auditing program was be revised to be more targeted information on the correct use of bins with dedicated door knocking in high bin contamination areas. The Waste Education campaign is wide ranging involving tours, workshops, school incursions, waste wise event management and policy development.
==> Implement social and print media campaign focussed on waste hierarchy	In progress			30/06/2025		
==> Prepare and distribute resource recovery calendar to residents annually	In progress			31/12/2026		
Review the benefits and costs of developing a Cockburn Waste App	Superseded	Not Applicable	29/06/2023	30/06/2023	1/07/2021	
==> If approved, app to be rolled out	Superseded			30/06/2022	30/06/2021	Superseded by DWER on advice from the City on 13/9/22 - The app was considered to be an unnecessary duplication of the existing RecycleMate app, which has been tailored for each council in Australia. This app is more suitable than a Cockburn-specific app.
==> Decision on feasibility of implementing ap made	Superseded			30/06/2022	30/06/2021	
==> If feasible, business case provided to council for decision	Superseded			30/12/2022	1/07/2021	
Review the feasibility of creating waste virtual tours	Complete	On track	2/02/2022	30/06/2023	29/07/2022	
==> Decision to be made on feasibility of creating a virtual tour prior to development of interpretive signage	Complete			30/09/2022	17/08/2022	HWRP virtual tour complete. Suez/Veolia have created an excellent virtual tour of their MRF which has been made available to the City.
Other						
Waste Plan Actions & Milestones	Progress	Action Status	Anticipated Commencement Date	Anticipated Completion Date	Completion Date	Comments
Continue representation on relevant waste related committees and attend relevant conferences	In progress	On track		31/12/2026		Complete and ongoing. Waste staff attended the Waste and Recycling Conference in 23-24 and will not do so in this FY due to fiscal restraints. The Waste staff attend the WMRR Landfill and Transfer Station Working Group.
==> Maintain representation and membership of relevant groups.	In progress			30/06/2025		The Waste Education Coordinator attends the Circular Economy WA Committee.
==> Ensure attendance at annual WA Waste and Recycling Conference	In progress			30/06/2026		

Type of Interest	Nature of Interest
Mayor Howlett submitted an Impartiality Interest, pursuant to Regulation 22 of the <i>Local Government (Model Code of Conduct) Regulations 2021</i> for Item 15.1.4.	I am a WALGA State Councillor and as such LGIS is an associated entity with WALGA.

#### 15.1.4 (2024/MINUTE NO 0227) Local Government Insurance Scheme (LGIS) Fleet Risk Assessment Report

**Executive** A/Director Infrastructure Services  
**Author** Head of Operations and Maintenance  
**Attachments** 1. LGIS Fleet Risk Assessment Report [↓](#)

##### Officer Recommendation

The Committee recommends Council:

- (1) RECEIVES the Local Government Insurance Scheme Fleet Risk Assessment;
- (2) REQUESTS that the City provide a report to the Audit Risk and Compliance Committee within the next twelve months.

##### Committee Recommendation/Council Decision

MOVED Cr C Reeve-Fowkes SECONDED Cr T Widenbar  
That Council:

- (1) RECEIVES the Local Government Insurance Scheme Fleet Risk Assessment;
- (2) DEVELOPS an implementation plan that includes the actions, targets and costs, to address the recommendations and secure any additional funding required through the ERC; and
- (3) REQUESTS the City provide a report to the Audit Risk and Compliance Committee in twelve months, following receipt of funds on outcomes achieved.

**CARRIED 10/0**

##### Reason

The LGIS report provides a series of recommendations, some of which are high risk, which the ARC requires further oversight and seeking the City develop an implementation plan will enable a planned approach to reduce claims and greater fleet management.

##### Officer Comment

Although officers were to prepare an implementation plan and seek funding through the ERC to deliver on the recommendation, the alternate recommendation details this action.



**Background**

The City of Cockburn recently participated in an LGIS Fleet Risk Assessment Audit, prompted by the City's significantly high insurance claims when benchmarked against Councils of a similar size.

The Audit was undertaken to identify potential risk factors within the City's fleet management practices and to develop strategies to reduce these risks.

This assessment was critical as the City seeks to address the underlying causes of its elevated claims history and implements best practices in fleet risk management, ensuring safer operations and more efficient use of resources across its diverse fleet.

**Submission**

N/A

**Report**

The Fleet Risk Assessment undertaken by LGIS for the City of Cockburn was driven by the need to address the high insurance claims, which were significantly higher compared to similar councils.

This report summarises the key findings and recommendations from the assessment (refer Attachment 1).

**Key Findings**

1. **High Claims Frequency:** The City of Cockburn has a higher frequency of insurance claims compared to similarly sized councils. This suggests potential issues in fleet management, driving practices, and risk mitigation strategies.
2. **Benchmarking Results:** Compared to peer councils, the City's claims data indicates areas where risk management practices may need improvement to reduce the frequency and severity of incidents.
3. **Risk Exposure:** The assessment identified specific risk exposures in the fleet operations that could be contributing to the higher claims, including vehicle usage patterns, driver behaviour, and fleet maintenance practices.



Recommendations from the Fleet Risk Assessment Report

Recommendation		
1	Enhanced Driver Training	Implement targeted driver training programs to address common causes of accidents and improve overall driving behaviour within the fleet.
2	Fleet Management Systems	Consider adopting advanced fleet management systems that provide real-time monitoring of vehicle usage, maintenance schedules, and driver performance.
3	Policy Review	Review and update fleet management policies, focusing on risk reduction strategies, including regular vehicle inspections, driver assessments, and incident reporting protocols.
4	Claims Monitoring	Establish a dedicated team or system for monitoring insurance claims and analysing trends to proactively address emerging risks.
5	Collaboration with LGIS	Continue collaborating with LGIS to refine risk management practices and take advantage of their expertise in mitigating fleet-related risks.

The Fleet Risk Assessment highlighted the need for improved risk management practices within the City's fleet operations. By implementing the recommendations provided, the City aims to reduce its insurance claims frequency, enhance the safety of its fleet operations.

**Strategic Plans/Policy Implications**Listening and Leading

A community focused, sustainable, accountable, and progressive organisation.

- Best practice Governance, partnerships and value for money.

**Budget/Financial Implications**

Budget funding to be sourced at a future Expenditure Review Committee meeting.

**Legal Implications**

- Work Health and Safety Act 2020
- Work Health and Safety (General) Regulations 2022
- Road Traffic (Vehicles) Act 2012
- Road Traffic Act 1974 and subsidiary legislation.

**Community Consultation**

N/A



**Risk Management Implications**

The risk management implications of the Fleet Risk Assessment are significant and require immediate attention.

By addressing these risks through the recommended strategies, the City can reduce its exposure to future claims, enhance operational efficiency, and protect its financial and reputational standing.

**Increased Financial Risks** Increased financial liabilities due to ongoing payouts. This not only impacts the City's budget but also affects insurance premiums, potentially leading to higher costs in the future.

**Operational Risks** Inefficiencies could result in more frequent vehicle downtimes, reduced productivity, and higher operational costs.

**Reputational Risk** Incidents that involve public safety concerns. May erode public trust and lead to negative perceptions of the City's ability to manage its assets effectively.

**Advice to Proponent(s)/Submitters**

N/A

**Implications of Section 3.18(3) *Local Government Act 1995***

Nil





# Fleet Risk Assessment Report

**City of Cockburn**  
**August 2024**



# CONTENTS

---

EXECUTIVE SUMMARY ..... 1

    Approach ..... 3

SUMMARY OF RECOMMENDATIONS..... 4

    Scope ..... 7

OBSERVATIONS AND RECOMMENDATIONS ..... 9

    Section 1: Drivers and Operators..... 9

    Section 2: Storage and Usage of Fleet ..... 12

    Section 3: Maintenance Activities ..... 16

    Section 4: Incident and Emergency Management..... 17

    Images: ..... 20

CONCLUSION ..... 25



Fleet Risk Management Program



## Executive Summary

The City of Cockburn ("the City") participated in LGIS' Fleet Risk Management Program.

Fleet risk management is the process the local government uses to ensure the safety and security of its drivers, operators, vehicles and heavy/plant machinery.

Typically, the fleet composition within a local government consists of a mix of ride-on mowers, street sweepers, waste trucks, sedans and utility vehicles.

The claims associated with such a varied fleet composition is far less diverse than may be anticipated, and consists predominantly of at-fault reversing accidents and hitting stationary objects such as fences, parked vehicles and bollards.

In the past 5 years (July 2019 - June 2024), fleet claims submitted for the City of Cockburn totalled \$1,012,799 (or 146 claims with a basic excess of \$1000).

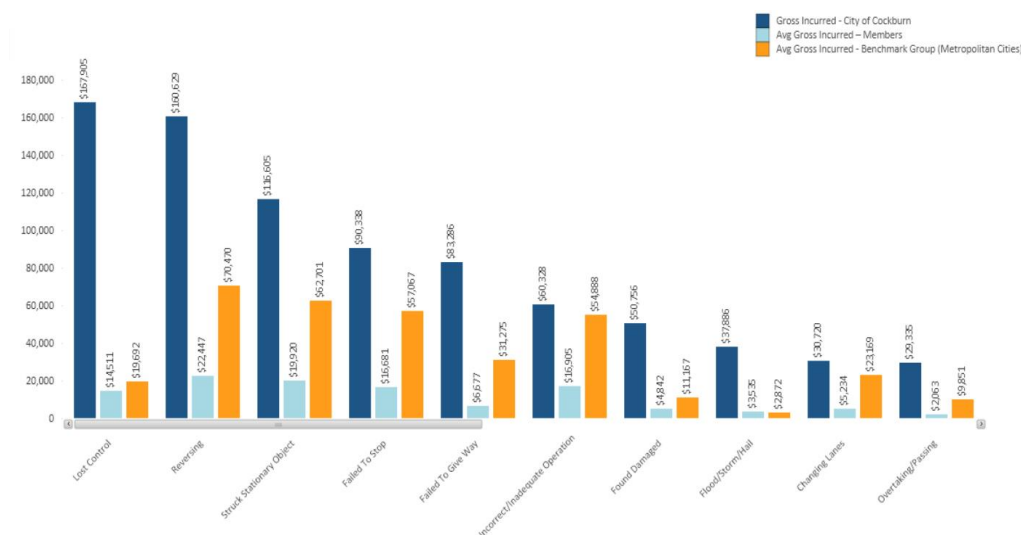
From a member at-fault 'Gross Incurred' perspective, the top three claims categories are as follows:

- Lost Control - \$167,905 (17% of claims).
- Reversing - \$160,629 (16% of claims).
- Struck Stationary Object - \$116,605 (11% of claims).

The top three member at-fault claims categories from a Gross Incurred perspective therefore totals \$445,139 or 44% of all claims.

Of note is that the City's top six claims categories are all considered at-fault. Inclusion of the three additional at-fault categories of 'Failed to Stop' (\$90,338), 'Failed to Give Way' (\$83,286) and Incorrect/Inadequate Operation (\$60,328), increases the Gross Incurred total to \$679,091 or 67% of all claims submitted through the insurance claiming process. These totals exclude all incidents below the claim excess threshold of \$1,000.

Although the size of Cockburn's fleet has an influence over the figures, the City's Gross Incurred claims exceed their Metropolitan City peers in all categories. See graph below.



Graph 1: City of Cockburn Gross Incurred claims benchmarked to Metropolitan Cities Group



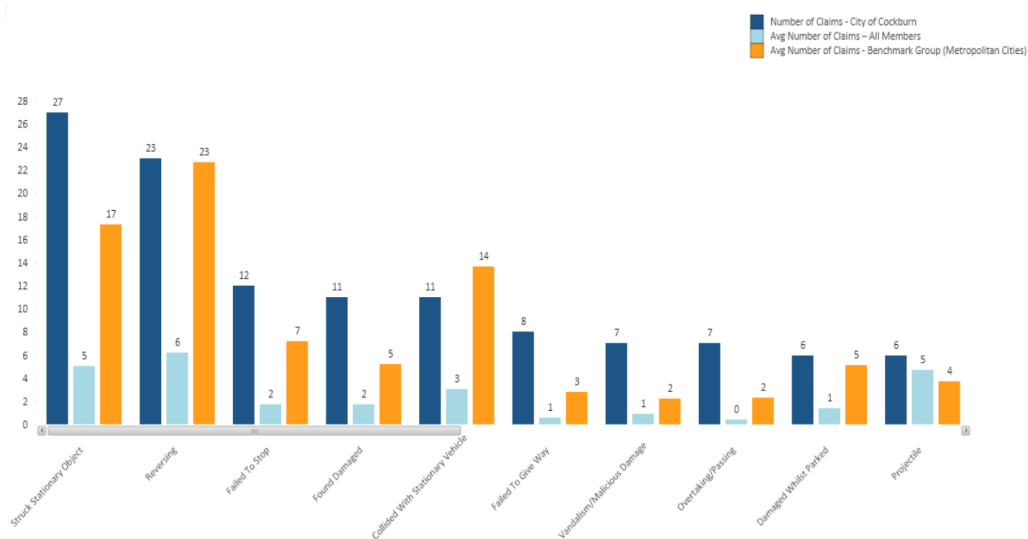
Fleet Risk Management Program

From a member at-fault 'Number of Claims' perspective, the top three claims categories are as follows:

- Struck Stationary Object - 27 claims (18% of claims).
- Reversing - 23 claims (16% of claims).
- Failed to Stop - 12 claims (8% of claims).

The top three at-fault claims categories from a Number of Claims perspective therefore totals 62 claims, or 42% of all claims numbers. Inclusion of all incidents below the claim excess threshold not claimed through the insurance process may have some influence over these figures.

Of the top three at-fault claims categories, the City's Number of Claims exceed their Metropolitan City peers in 'Struck Stationary Object' (27-17), and 'Failed to Stop' (12-7), and match their peers on 'Reversing' (23-23). See graph below.



Graph 2: City of Cockburn Number of Claims benchmarked to Metropolitan Cities Group

Over and above the direct cost of these claims, it is estimated that hidden expenses such as injuries, excesses, lost administration time, management distraction, service disruptions and reduced fleet resale values can add as much as \*300% to the actual cost of these accidents.

\*Source: QBE Risk Management Report.

In view of the above, this assessment has identified a number of improvement opportunities for the City to consider in order to refine and strengthen its fleet management practices and reduce associated claims numbers and costs. This can be found in the **Observations and Recommendations** section of this report.



Fleet Risk Management Program

## Approach

- Reviewed the Council's Claims Profile.
- Pre-visit Fleet Risk Assessment template sent to Craig Marshall, Acting Head of Operations and Maintenance, for prior completion of background administration and training-related topics.
- On-site walk-through of the Works Depot in Bibra Lake, accompanied by Craig Marshall, Acting Head of Operations and Maintenance.
- Completion of the Fleet Risk Assessment template with Craig, Mel Hayward, Fleet Contracts Officer, Nathan Liadow, Fleet Technical Officer and John Thornton, WHS Manager, to obtain an understanding of relevant processes and Controls associated with the in-scope areas.
- Fleet Risk Assessment Report (this document) highlighting the approach to the risk assessment, observations, and recommended areas for improvement for further consideration by the City.



Fleet Risk Management Program

## Summary of Recommendations

Focus Area	Risk	Recommendation
Drivers and Operators		Centralise all regulatory information related to the operation of vehicles and plant into one system for ongoing monitoring. Include relevant competencies, training, certification and vehicle and driver license validity.
		Develop a formal procedure to ensure that violations, traffic infringements and complaints against drivers and operators are adequately managed through RMSS or ECM and that staff with multiple offences are appropriately identified and coached for improvement. *(Please refer to the background notes related to this recommendation on Pages 8 & 9).
		Develop a formal driver and operator training matrix to ensure important training and awareness topics are not missed. This could be developed by extracting topics recorded in previous toolbox or WHS fleet-related meetings over the past few years and should include topics such as: <ul style="list-style-type: none"> <li>Safety procedures, such as weather, incidents and fatigue and also new fleet and road technology, new driving legislation, safe driving practices, the safety of drivers and occupants and the protection of fleet, and</li> <li>Driver-vehicle procedures, such as traffic management, security requirements for keys, assets and cargo in the vehicle (tools, equipment, herbicides, fuel, heavy goods, etc.) and procedures to increase driver awareness of hazards and obstructions to safe egress.</li> </ul> *(Please refer to the background notes related to this recommendation on Page 9).
		Implement a formal handover familiarisation process prior to handover whenever a driver is given custody of a new or different vehicle. This includes light fleet and utilities. Include training on breakdown and accident procedures, vehicle technology, vehicle safety features and use of the correct fuel or correct charging procedures.
		Wherever possible, drivers should be given the same vehicle to drive. This is shown to lead to better protection of the asset and a more confident driver. Implement a formal handover familiarisation process prior to handover whenever a driver is given custody of a new or different vehicle. This includes light fleet and utilities. Include training on breakdown and accident procedures, vehicle technology, vehicle safety features and use of the correct fuel or correct charging procedures.
		Employees are included in the development and implementation of new procedures. Make employees aware of the City's accident statistics compared to their peers and task them in teams to develop and implement new procedures to reduce at-fault claims. This includes light fleet users. Consider: <ul style="list-style-type: none"> <li>Incentives and disincentives for individuals and business units.</li> <li>Formal supervisor safety observations.</li> </ul>

Fleet Risk Management Program

Focus Area	Risk	Recommendation
		<ul style="list-style-type: none"> <li>- The use of spotters and egress processes for working kerbside or exiting parking areas.</li> <li>- Traffic management and security requirements for keys, assets and cargo.</li> <li>- Attitudes towards safety of themselves and their work colleagues and care of their fleet.</li> <li>- Support for advanced driver training</li> <li>- The management of work pressures, fatigue and distractions.</li> </ul> <p>These procedures should be included in the City's Fleet Usage Guidelines and all drivers and operators given a hard copy of the guidelines.</p> <p>All fleet incidents, with or without injury, or claimed through the insurance process or not, should then be monitored by executive to gauge the effectiveness of these new procedures.</p> <p>*(Please refer to the background notes related to this recommendation on Page 11).</p>
Storage and Usage of Fleet		Recommend having the central driveway leading from west to east tarred and new line markings applied. See images 8, 9 and 10.
		Develop formal 'Working Kerbside' procedures for fleet parked while out at a job, such as traffic management, supervisor safety observations, security requirements for keys, assets and cargo in the vehicle and using 'spotters' or 'witches' hats around the parked vehicle to increase driver awareness of hazards and obstructions to safe egress.
		Develop a formal policy and procedure to outline the carriage and storage of vehicle cargo including obligations for weight, conduct and utilisation and provide load restraint training for workers.
		Implement a formal Grey Fleet Policy that defines the use of personal vehicles for work purposes and outlines the employee's (and potentially volunteer's) responsibility for business-use insurance, safety standards and maintenance and which is signed by the employee.
		Consider replacing 40-year-old fuel tanks prior to the end of their lifecycle to avoid potential fuel storage contamination and subsequent damage or breakdowns of fleet.
Incident and Emergency Management		Develop a formal procedure, and enforce adherence to the procedure, to ensure that all incidents, with or without injury, or claimed through the insurance process or not, are recorded in the RMSS system. The leadership team should then receive regular (quarterly?) reporting of all fleet incidents, including near-misses and minor damage below the claim threshold. *(Please refer to the background notes related to this recommendation on Page 17).
		If practicable, consider deducting claims excesses and costs from the budget of the business unit or specific vehicle responsible for multiple at-fault incidents.
		<p>Install in-vehicle fire detection and suppression systems into heavy vehicles carrying potentially flammable materials, such as waste trucks.</p> <p>Upgrade in-vehicle equipment used to combat firefighting.</p>

Focus Area	Risk	Recommendation
		<p>High-value fleet is not separated from others of high value when parked. There are no buffer spaces provided by fire-resistant barriers (such as walls) or low value items parked between vehicles and high value fleet items.</p> <ul style="list-style-type: none"> <li>Rearrange parking arrangements to provide buffer spaces to separate high value fleet from others of high value. See also Images 16 A, B &amp; C.</li> </ul> <p>Also for consideration:</p> <ul style="list-style-type: none"> <li>Install fire detection systems in the fleet parking area such as alarmed thermal cameras.</li> <li>Install smoke alarms in all recreational, storage and works areas.</li> <li>Validate that all site emergency response plans are up to date, and evacuation drills have been performed.</li> <li>Validate that thermographic scans are conducted on relevant infrastructure.</li> <li>Move bins away from under trees acting as a potential fire hazard. See image 14.</li> <li>Maintain green waste below wall height and install sprinklers on a pole above wall height.</li> <li>Upgrade the site fire response system to include a tank and a booster pump.</li> <li>Incorporate formal response procedures into the depot site emergency response plan for evacuation of fleet to another pre-determined safe site if required.</li> </ul>

**Key**

Risk Criteria	Rating	Description
Critical		These recommendations are offered to manage an immediate risk to operations, whereby controls can be implemented now, and is considered an essential risk management system by the Scheme for this type of operation.
High		These recommendations are offered to better manage an existing risk and is considered a high priority risk management system by the Scheme for this type of operation. Action/progress is recommended within 3 months or prior to renewal.
Moderate		These recommendations are offered to better manage a risk that already has controls, or higher priority recommendations are already offered for this risk. Action/progress is recommended within 12 months.
Advisory		These recommendations are offered as best advice based on our experience and knowledge of insurance industry expectations. Action will demonstrate best practice management of the asset.

Fleet Risk Management Program

## Scope

The ultimate objective of LGIS' Fleet Risk Management Program is **to minimise fleet-related claims numbers and costs across the local government sector** through identifying and sharing best practice techniques used by local government fleet managers across Western Australia, in managing the risks to their fleet.

Other objectives include the facilitation of improvements in the management of fleet risks and to enable LGIS to assess how its members manage their fleet.

The program is aligned with the Australian Risk Management Standard ISO 31000 guidelines. Accordingly, 'Risks' are described as the point along an event sequence where control is lost.

An event sequence is shown below:

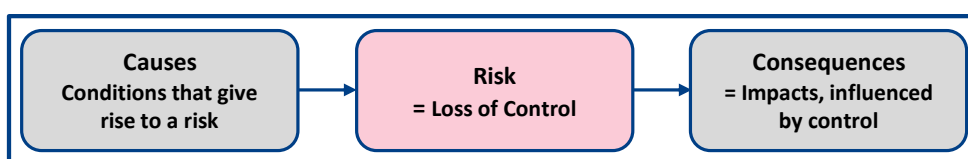


Figure 1: Risk Event Sequence

In the context of fleet risk management, a risk materialises in the form of an actual fleet or plant accident once control is lost.

At this point of lost control, the level of risk likelihood now becomes irrelevant and only the level of consequence that arises from the risk event remains. Staff attitudes towards the seriousness of these events should not be considered as only potential bumper-bashings, dents or scrapes, but rather that every loss of control by a driver, however likely or unlikely, could potentially result in far more severe outcomes. And they are normally preventable.

Since the ultimate objective of the Fleet Risk Management Program is to minimise claims across the local government sector, in alignment with ISO 31000, the initial approach is the identification of the best practice techniques (i.e. Controls) used by local government fleet managers to manage their risk.

These identified Controls aimed at reducing the likelihood or consequence of risk can then be implemented in the form of improvements (i.e. new or re-designed Controls).

### Common Fleet Controls

**Preventative Controls** – are aimed at preventing the risk occurring in the first place, such as:

- Leadership's statement of continued commitment to good driving, made known through a formal Policy and monitored through oversight of operations.
- Drivers and operators starting each day well aware of what is expected of them.
- Compliance with Work, Health and Safety responsibilities.
- Training.

**Detective Controls** - are used to identify failures, such as:

- Licence and certification checks.
- Fitness for work tests.
- Audits and stocktakes.

Fleet Risk Management Program

**Corrective (or Reducing) Controls** – are aimed at minimising the consequences such as:

- Airbags.
- Protection / Insurance.
- First aid kits and fire extinguishers.

**To be effective, Controls should be:**

- Documented and aligned with policies and procedures.
- Up to date and understood by users.
- Delivered consistently within statutory or service delivery standards.
- Subject to ongoing monitoring.
- Reviewed and tested regularly.

**The scope for this project involved an assessment of the following Controls:**

Focus Area	Scope
<b>Drivers and Operators</b>	<ol style="list-style-type: none"> <li>1. On-Boarding</li> <li>2. Ongoing Management of Conduct and Capabilities</li> <li>3. Training</li> <li>4. City Leadership</li> </ol>
<b>Storage and Usage of Fleet</b>	<ol style="list-style-type: none"> <li>1. At the Depot / Works Operations Centre</li> <li>2. Away from the Depot / Works Operations Centre</li> <li>3. Grey Fleet (private vehicles used by staff or volunteers for work purposes)</li> <li>4. Bushfire Fleet</li> <li>5. Fuel, Charging Stations and Keys</li> <li>6. Use of Technology and Advancements of Fleet</li> </ol>
<b>Maintenance Activities</b>	<ol style="list-style-type: none"> <li>1. Record-Keeping (excluding maintenance)</li> <li>2. Maintenance Procedures</li> <li>3. Maintenance Activities</li> </ol>
<b>Incident and Emergency Management</b>	<ol style="list-style-type: none"> <li>1. Reporting and Recording of incidents</li> <li>2. Incident Management</li> <li>3. Vehicle and Plant Emergency Management</li> <li>4. On-Site Emergencies</li> </ol>

## Observations and Recommendations

The following Observations are based on prevailing conditions at the time of the assessment and information provided by City of Cockburn personnel. These have not necessarily been validated (as would occur in a formal audit) and no assumptions should be made by virtue of these observations.

Only the Works Depot in Bibra Lake was visually inspected for completion of this initial report.

### Section 1: Drivers and Operators

a. On-Boarding	Good practices
	<ul style="list-style-type: none"> <li>There is a formal, documented and centrally monitored on-boarding process for all drivers and operators.</li> <li>Driver and operator experience, maturity and physical health is assessed through the recruitment process and pre-employment medical, drug and alcohol test and Police clearance.</li> <li>Driver and operator licence and certification checks are performed for all light and heavy fleet users.</li> <li>As a minimum, onboarding clearly outlines:               <ol style="list-style-type: none"> <li>1) Appropriate use of fleet,</li> <li>2) Fitness for Work responsibilities,</li> <li>3) Accountability for accidents,</li> <li>4) Work, Health and Safety responsibilities.</li> </ol> </li> <li>These responsibilities are included in signed employment contracts or position descriptions.</li> <li>The on-boarding process includes an observed assessment of skills for all heavy fleet and specialised equipment to assess suitability, and a 'buddy' system for oversight and support.</li> <li>There is a formal Verification of Competency (VOC) for Waste and Landfill.</li> </ul>
On-Boarding	Recommendations
	<ul style="list-style-type: none"> <li>None</li> </ul>
b. Ongoing Management of Conduct and Capabilities	Good practices
	<ul style="list-style-type: none"> <li>There is a regular confirmation of driver and operator competencies, certifications and licenses.</li> <li>There is a policy that defines driver safety practices covering areas such as the use of mobile phones, prohibited substances and managing fatigue.</li> </ul>
Ongoing Management of Conduct and Capabilities	Recommendations
	<p>While there is an expectation that formal driving and operating competency and license validity reviews are conducted annually, this process is not centralised and is managed by the individual business units themselves. This could lead to gaps or bias.</p> <ul style="list-style-type: none"> <li>Centralise all regulatory information related to the operation of vehicles and plant into one system for ongoing monitoring. Include relevant competencies, training, certification and vehicle and driver license validity.</li> </ul> <p>Drivers are responsible for paying their own infringements; however it is unclear whether infringements are recorded and then monitored to identify staff with multiple infringements. This would occur equally for a loss of demerit points or for multiple complaints.</p>

There is no formal procedure to validate that this conduct is entered into the Records Management Safety System (RMSS) or Enterprise Content Management (ECM), or that it is monitored after.

Without proactive management of this information to identify areas for improvement, management and executive remain unaware of the conduct of their staff. This is further expanded under 'Reporting and Recording of Incidents'.

- Develop a formal procedure to ensure that violations, traffic infringements and complaints against drivers and operators are adequately managed through RMSS or ECM and that staff with multiple offences are appropriately identified and coached for improvement.

c. Driver and Operator Training	Good practices
	<ul style="list-style-type: none"> <li>• A formal handover familiarisation process is conducted whenever a driver is given custody of a different heavy vehicle.</li> <li>• Training includes changes to use of fleet due to technological improvements, such as new vehicle safety features and appropriate charging of electric vehicles.</li> <li>• Specialised training is provided for supervisors and managers.</li> <li>• Specialised training is provided for heavy fleet operation (VOC's Buddy system).</li> <li>• Chain of responsibility training is provided for workers.</li> </ul>
c. Driver and Operator Training	Recommendations
	<p>Currently, there is no standardised, regular and ongoing driver and operator training schedule which includes safe driving practices, the safety of drivers and occupants and the protection of fleet.</p> <p>There is also no centralised driver and operator training matrix in place to ensure important training and awareness topics are not missed, and it is unclear whether all business units had provided training, information and instruction to staff who are not drivers or operators but who may be exposed to plant.</p> <p>Individual business units do not necessarily have the resources to consistently coordinate important training and awareness topics.</p> <p>Develop a formal driver and operator training matrix to ensure important training and awareness topics are not missed. This could be developed by extracting topics recorded in previous toolbox or WHS fleet-related meetings over the past few years and should include topics such as:</p> <ul style="list-style-type: none"> <li>• Safety procedures, such as weather, incidents and fatigue and also new fleet and road technology, new driving legislation, safe driving practices, the safety of drivers and occupants and the protection of fleet, and</li> <li>• Driver-vehicle procedures, such as traffic management, security requirements for keys, assets and cargo in the vehicle (tools, equipment, herbicides, fuel, heavy goods, etc.) and procedures to increase driver awareness of hazards and obstructions to safe egress.</li> </ul> <p>A formal handover familiarisation process is conducted whenever a driver is given custody of a new heavy fleet vehicle, however this is not the case for light fleet and utilities. Training on the use of the correct fuel, breakdown and accident procedures, technological improvements, vehicle safety features and appropriate charging of electric vehicles, etc., should occur prior to handover.</p> <p>Wherever possible, drivers should be given the same vehicle to drive. This is shown to lead to better protection of the asset and a more confident driver.</p> <ul style="list-style-type: none"> <li>• Implement a formal handover familiarisation process prior to handover whenever a driver is given custody of a new or different vehicle. This includes light fleet and utilities. Include training on breakdown and accident procedures, vehicle technology, vehicle safety features and use of the correct fuel or correct charging procedures.</li> </ul>

d. Leadership	Good practices
	<ul style="list-style-type: none"> <li>A culture of safe driving is promoted by management and executive (Safe Work Method Statements, work instructions, toolboxes).</li> <li>Ongoing Fitness for Work tests (including hearing, drug and alcohol) are performed to ensure driver health and capability.</li> <li>Employees are included in the development and implementation of new procedures.</li> </ul>
Leadership	Recommendations
	<p>Drivers and operators are monitored for adherence to fleet and safety procedures by their supervisors and team, however this appears inclined towards incidents and is not necessarily proactively reported.</p> <p>A culture of safe driving is also promoted by management and executive, however, the City's gross incurred claims exceed their Metropolitan City peers in all categories, with the top six claim categories all considered member-at-fault.</p> <p>These six claim categories have accounted for a gross incurred total of 67% of all claims submitted through the insurance claiming process over the past 5 years. These exclude all incidents below the claim excess threshold of \$1,000, which could notably increase all categories.</p> <p>Injuries, lost administration time, management distraction, service disruptions and reduced fleet resale values add considerably to the actual cost of these accidents.</p> <p>As these claims relate to driver behaviour, they could be indicative of drivers and operators not being aware of what is expected of them, are poorly trained, or have a poor attitude towards safety and damage to fleet, or management and executive efforts are being disregarded by staff or are ineffective.</p> <p>Employees are included in the development and implementation of new procedures.</p> <ul style="list-style-type: none"> <li>Make employees aware of the City's accident statistics compared to their peers and task them in teams to develop and implement new procedures to reduce at-fault claims. This includes light fleet users.</li> </ul> <p>Consider:</p> <ul style="list-style-type: none"> <li>Incentives and disincentives for individuals and business units.</li> <li>Formal supervisor safety observations.</li> <li>The use of spotters and egress processes for working kerbside or exiting parking areas.</li> <li>Traffic management and security requirements for keys, assets and cargo.</li> <li>Attitudes towards safety of themselves and their work colleagues and care of their fleet.</li> <li>Support for advanced driver training</li> <li>The management of work pressures, fatigue and distractions.</li> </ul> <p>These procedures should be included in the City's Fleet Usage Guidelines and all drivers and operators given a hard copy of the guidelines.</p> <p>All fleet incidents, with or without injury, or claimed through the insurance process or not, should then be monitored by executive to gauge the effectiveness of these new procedures.</p>

## Section 2: Storage and Usage of Fleet

a. At the Depot	Good practices
	<ul style="list-style-type: none"> <li>• The depot is protected from unauthorised entry, theft and vandalism and is monitored by CCTV.</li> <li>• Suitable external lighting and security lighting is in place and operational.</li> <li>• There are allocated parking bays for fleet.</li> <li>• Line marking is used to assign bays and direct pedestrian movement.</li> <li>• Parking bay tyre barriers and safety bollards are in use to protect people and infrastructure.</li> <li>• All roads are one-way only to allow for a smooth flow of traffic.</li> <li>• Vehicles are parked facing in the same direction to reduce reversing blind-spots.</li> </ul>
At the Depot	Recommendations
	<p>Surfaces are free from potholes and potential trip and fall hazards in all areas other than the central driveway leading from west to east which is in poor condition with flooded potholes. While this area is not frequented by pedestrians, it is used frequently for the movement of fleet and therefore a potential contributor to tyre damage.</p> <ul style="list-style-type: none"> <li>• Recommend having the central driveway leading from west to east tarred and new line markings applied. See images 8, 9 and 10.</li> <li>• Trees overhanging fleet assets or in close proximity to buildings should be trimmed back. See Images 5, 6 &amp; 7.</li> </ul>
b. Away from the Depot	Good practices
	<ul style="list-style-type: none"> <li>• There is a formal Light Fleet Policy that outlines appropriate usage of the vehicle and driver and occupant responsibilities.</li> <li>• There is a formal policy that defines the use of fleet assets for limited private use.</li> <li>• There are minimum safety and security requirements for light fleet parked at a staff member's home, the sports centre, etc.</li> <li>• There are driver-vehicle procedures, such as traffic management, security requirements for keys, assets and cargo in the vehicle (tools, equipment, herbicides, fuel, heavy goods, etc.) and procedures to increase driver awareness of hazards and obstructions to safe egress are in place.</li> <li>• Fleet (such as graders, buses or utility vehicles) are never hired out or loaned to profit-making groups or businesses.</li> </ul>
Away from the Depot	Recommendations
	<p>There are specific procedures for fleet parked while out at a job, however these are not formalised, and at-fault claims may indicate gaps.</p> <ul style="list-style-type: none"> <li>• Develop formal 'Working Kerbside' procedures for fleet parked while out at a job, such as traffic management, supervisor safety observations, security requirements for keys, assets and cargo in the vehicle and using 'spotters' or 'witches' hats around the parked vehicle to increase driver awareness of hazards and obstructions to safe egress.</li> </ul> <p>There is no formal policy that outlines the carriage and storage obligations for weight, conduct and utilisation of vehicle cargo and load restraint training has not been provided for workers.</p> <ul style="list-style-type: none"> <li>• Develop a formal policy and procedure to outline the carriage and storage of vehicle cargo including obligations for weight, conduct and utilisation and provide load restraint training for workers.</li> </ul>

<b>c. Grey Fleet</b>	<b>Good practices</b>
	<ul style="list-style-type: none"> <li>Minimal use of Grey fleet (private vehicles used by staff or volunteers for work purposes) and the practice is discouraged.</li> </ul>
<b>Grey Fleet</b>	<b>Recommendations</b>
	<p>A vehicle is legally a 'workplace' if a person performs a work task in their own vehicle, and the local government should ensure that it meets the required safety standards of a workplace prior to permitting the practice.</p> <p>Minimum maintenance and safety standards for private vehicles used for work purposes should be established, such as a minimum ANCAP rating, maximum age of vehicle, and vehicle type, such as not allowing motorcycles to be used for work purposes.</p> <p>A Grey Fleet Policy defines the use of personal vehicles for work purposes and outlines the employee's responsibility for business-use insurance, safety standards and maintenance and this should be signed by the employee to confirm understanding.</p> <p>Good practice would include confirmation that the vehicle is fit-for-purpose for the type of road and travel conditions where regional travel occurs.</p> <ul style="list-style-type: none"> <li>Implement a formal Grey Fleet Policy that defines the use of personal vehicles for work purposes and outlines the employee's (and potentially volunteer's) responsibility for business-use insurance, safety standards and maintenance and which is signed by the employee.</li> </ul>
<b>d. Bushfire Fleet</b>	<b>Good practices</b>
	<ul style="list-style-type: none"> <li>All Bushfire vehicles are supplied and maintained by DFES</li> <li>The City are responsible for housing the bushfire fleet. Vehicle storage facilities are kept locked, portable assets are secured out of sight and keys are securely stored.</li> <li>The internal and external structure and amenities, plumbing, gas and electrical infrastructure is maintained in good condition to reduce potential unauthorised access.</li> <li>Gas bottles, fuel or other combustibles are not stored in bushfire fleet facilities.</li> </ul>
<b>Bushfire Fleet</b>	<b>Recommendations</b>
	<ul style="list-style-type: none"> <li>None</li> </ul>
<b>e. Fuel</b>	<b>Good practices</b>
	<ul style="list-style-type: none"> <li>Fuel is stored on site in certified and environmentally safe storage tanks. (2 Diesel, 1 Unleaded).</li> <li>Fuel storage is not in close proximity to unnecessary external risks such as bushfire, adjacent property fire, vandalism, theft or arson.</li> <li>The bowzers are in a bunded area protected from impact and with restricted access to authorised users only.</li> <li>The integrity of the tanks is verified (annually) to detect fuel storage contamination or leaks.</li> </ul>
<b>Fuel</b>	<b>Recommendations</b>
	<p>The integrity of the fuel tanks is formally verified (annually) to detect fuel storage contamination or leaks, however the older tanks are around 40 years old and may be approaching the end of their lifecycle.</p> <ul style="list-style-type: none"> <li>Consider replacing 40-year-old fuel tanks prior to the end of their lifecycle to avoid potential fuel storage contamination and subsequent damage or breakdowns of fleet.</li> </ul>

f. Charging Stations	Good practices
	<p>The City currently has two electric vehicles and maintains three public EV charging stations (EVCS) and is considering commissioning additional EV's and EVCS's. Guidance on future installations can be found in the LGIS 'Electric Vehicle Charging Areas' Property conservation guidelines - October 2023 as follows:</p> <ul style="list-style-type: none"> <li>• If located indoors, EVCS are installed in an area easily accessible to emergency services, close to garage entrances, away from lower levels or basements and their location will not obstruct escape from the building in the event of a fire.</li> <li>• If located indoors, EVCS are sufficiently spaced and at least 10M distance from combustible materials and any hazardous or critical installations.</li> <li>• If located indoors, EVCS are contained in a separate fire safety compartment with 60-120-minutes of fire resistance and adequate ventilation for the release of flammable gases.</li> <li>• The indoor area is fitted with automatic sprinkler protection and an automatic fire detection and alarm signalling system transmitted to a continuously occupied location.</li> <li>• Vehicle charging is prohibited within the premises outside of business hours.</li> <li>• Chargers are physically protected against mechanical damage by tyre barriers or bollards.</li> <li>• If located outdoors, the EVCS are as far as possible (at least 10M) from buildings, structures and utilities.</li> <li>• Staff have been trained on the correct use of the charging equipment, detecting and reporting issues, and actions to be taken in the event of a thermal event.</li> <li>• Charging stations are visually inspected daily to detect signs of damage and an annual electrical inspection with infra-red thermography is performed.</li> <li>• Chargers have been installed by an approved EVCS installer and have a dedicated electrical circuit separated from the general main and fitted with circuit breakers and surge protection.</li> <li>• On detection of a damaged or malfunctioning charger, the charger is shut off and locked until it has been repaired and recertified by an authorised company.</li> <li>• Staff are not permitted to charge their e-scooters or e-bikes in buildings or parking areas or removing the battery and charging at their desks or in common areas.</li> </ul>
Charging Stations & EV's	Property protection considerations
	<ul style="list-style-type: none"> <li>• Almost every local government is considering commissioning new or additional electric vehicles (EV's) and subsequently installing EV charging stations (EVCS). Guidance on installations of electric vehicle charging stations is clearly property-conservation conscious due to the very unlikely but potentially real thermal runaway from a lithium-ion battery sometimes caused by overcharging, damage or neglect. Once this process starts to occur, it is very difficult to stop and could lead to significant harm to people and assets. A fire caused by even a small lithium-ion battery can engulf an entire room in two to three minutes. It is therefore preferable to be conservative.</li> <li>• In most cases, e-scooters and e-cycles have more than adequate range for commuting journeys without requiring regular charging at the workplace. Battery collection by local governments has long been an area of concern, with many local governments placing these collection points within their administrative offices to allow the public a disposal point. Careful consideration should be given to the placing of these collection points in a safe area at an appropriate distance from administrative offices and egress routes.</li> </ul>

g. Keys	Good practices
	<ul style="list-style-type: none"><li>• There is a dedicated storage area for keys in a fire-resistant enclosure.</li><li>• Spare keys are located at an alternate site in a fire-resistant enclosure.</li><li>• Access to key storage and spare key storage areas are restricted to authorised users only and there is a booking system in place.</li></ul>
Keys	Recommendations
	<ul style="list-style-type: none"><li>• None</li></ul>
h. Use of Technology	Good practices
	<ul style="list-style-type: none"><li>• As a minimum, local government technology requirements are integrated into fleet procurement.</li><li>• Heavy fleet is monitored using GPS tracking (route planning and location).</li><li>• There is a formal fleet replacement strategy to dispose of vehicles with outdated technology.</li><li>• Longer-term technology trends are analysed and reported.</li></ul>
Use of Technology	Recommendations
	<ul style="list-style-type: none"><li>• None</li></ul>

Fleet Risk Management Program

### Section 3: Maintenance Activities

a. Record-Keeping (excluding maintenance)	Good practices
	<ul style="list-style-type: none"> <li>An accurate record of all fleet assets is managed in a centralised system (Tech 1 asset maintenance system).</li> <li>The system includes all relevant licencing and registration information against each asset number.</li> <li>The system is updated to reflect additions, modifications, disposals or transfers.</li> <li>All fleet values are reflective of market.</li> </ul>
Record-Keeping (excluding maintenance)	Recommendations
	<ul style="list-style-type: none"> <li>None</li> </ul>
b. Maintenance Procedures	Good practices
	<ul style="list-style-type: none"> <li>An accurate log of all fleet maintenance requirements is managed in a centralised system and includes light and heavy fleet (time or KM-based with KM's recorded through BP fuel cards).</li> <li>Accurate records of completed maintenance activities, including dates, costs and service providers is maintained in this centralised system.</li> <li>There is an easy-to-use defect reporting system for staff to capture issues in addition to routine servicing schedules.</li> </ul>
Maintenance Procedures	Recommendations
	<ul style="list-style-type: none"> <li>None</li> </ul>
c. Maintenance Activities	Good practices
	<p>A dedicated heavy fleet maintenance workshop is maintained in-house.</p> <p>A small stock of important spare parts is maintained in-house.</p> <p>There is also a formal process in place for more complex repairs or to comply with manufacturer's warranty conditions.</p> <p>A formal process with AutoMasters is in place for routine maintenance of light fleet.</p> <p>Detailed breakdown procedures are in place.</p> <p>There are fuel management procedures in place to ensure the correct fuel is used.</p> <p>Fleet safety visual checks are performed periodically to identify defects and monitor the condition of vehicles and Bridgestone tyre contractor monitors condition.</p> <p>Standard work practices include isolation procedures when carrying out maintenance, repairs, cleaning or emergency shutdown.</p>
Maintenance Activities	Recommendations
	<ul style="list-style-type: none"> <li>None</li> </ul>

## Section 4: Incident and Emergency Management

a. Reporting and Recording of Incidents	Good practices
	<ul style="list-style-type: none"> <li>The overall culture supports staff reporting incidents and near-misses.</li> <li>There is one centrally managed incident and accident recording and reporting system in place which includes near-misses, injuries from use of fleet, and damage to fleet without injuries.</li> <li>All incidents and accidents (with or without injuries) are formally investigated, followed up and closed out (Injury Management Adviser).</li> </ul>
Reporting and Recording of Incidents	Recommendations
	<p>All incidents, with or without injury, should be recorded in one centrally managed system. Without this, accidents without injuries are managed through the insurance claims process and not brought to the leadership's attention unless they are serious in nature.</p> <p>While there are procedures in place and there is one centrally managed incident recording and reporting system in place (RMSS), consensus indicated that RMSS is not always completed. Without proactive management of this information to identify areas for improvement, management and executive efforts may be ineffective or be disregarded by staff.</p> <ul style="list-style-type: none"> <li>Develop a formal procedure, and enforce adherence to the procedure, to ensure that all incidents, with or without injury, or claimed through the insurance process or not, are recorded in the RMSS system. The leadership team should then receive regular (quarterly?) reporting of all fleet incidents, including near-misses and minor damage below the claim threshold.</li> </ul>
b. Incident Management	Good practices
	<ul style="list-style-type: none"> <li>Drivers and operators are aware of the correct procedures they should take in the event of an accident or breakdown (booklet in glove box, RAC, Wrights).</li> <li>There a structured communication channel between drivers and the depot or their administration.</li> <li>There is oversight across fleet activities and incidents through GPS tracking.</li> <li>Disciplinary procedures are implemented for staff responsible for multiple at-fault incidents or infringements.</li> </ul>
Incident Management	Recommendations
	<p>Claims costs including the claims excess is paid from a bulk finance budget. Where a vehicle-specific budgets exists, or business-unit-specific fleet budgets exist, it may be feasible to allocate these expenses to those budgets at the time of second at-fault and any subsequent at-fault incidents. This should increase awareness of the importance of reducing at-fault incidents.</p> <ul style="list-style-type: none"> <li>If practicable, consider deducting claims excesses and costs from the budget of the business unit or specific vehicle responsible for multiple at-fault incidents.</li> </ul>

c. Vehicle and Plant Emergency Management	Good practices
<ul style="list-style-type: none"> <li>• Every vehicle is equipped with the relevant safety equipment required to ensure an immediate response to an emergency (extinguishers, first aid kit, etc.).</li> <li>• The safety equipment is regularly reviewed and replenished.</li> <li>• There is a formal procedure in place for responding to waste igniting within a waste vehicle, bus or other heavy fleet.</li> <li>• Periodic training is conducted on emergency procedures and on equipment handling.</li> <li>• Additional safety features have been put in place for heavy machinery (exclusion zone, pre-starts, JHA's, SWMS).</li> </ul>	
Vehicle and Plant Emergency Management	Recommendations
<p>Heavy vehicles such as waste trucks do not have in-vehicle fire detection and suppression systems.</p> <ul style="list-style-type: none"> <li>• Install in-vehicle fire detection and suppression systems into heavy vehicles carrying potentially flammable materials, such as waste trucks.</li> <li>• Upgrade in-vehicle equipment used to combat firefighting.</li> </ul>	
d. On-Site Emergencies	Good practices
<ul style="list-style-type: none"> <li>• Some high value items have protection from interaction with the elements and other vehicles.</li> <li>• All on-site fire suppression systems are adequate and have been inspected and tested.</li> <li>• There is a dedicated, secure, ventilated and fireproof storage area for hazardous materials.</li> <li>• There is a dedicated, secure storage area for gas bottles or other flammable material.</li> <li>• Smoking controls and hot works controls are in place and are adequate.</li> <li>• The landfill site has been formally assessed for natural environmental exposures such as flood, storm, hail and bushfire and response plans are in place.</li> </ul>	
On-Site Emergencies	Recommendations
<p>High-value fleet is not separated from others of high value when parked. There are no buffer spaces provided by fire-resistant barriers (such as walls) or low value items parked between vehicles and high value fleet items.</p> <ul style="list-style-type: none"> <li>• Rearrange parking arrangements to provide buffer spaces to separate high value fleet from others of high value. See also Images 16 A, B &amp; C.</li> </ul> <p>Also for consideration:</p> <ul style="list-style-type: none"> <li>• Install fire detection systems in the fleet parking area such as alarmed thermal cameras.</li> <li>• Install smoke alarms in all recreational, storage and works areas.</li> <li>• Validate that all site emergency response plans are up to date, and evacuation drills have been performed.</li> <li>• Validate that thermographic scans are conducted on relevant infrastructure.</li> <li>• Move bins away from under trees acting as a potential fire hazard. See image 14.</li> <li>• Upgrade the site fire response system to include a tank and a booster pump.</li> <li>• Maintain green waste below wall height and install sprinklers on a pole above wall height.</li> <li>• Incorporate formal response procedures into the depot site emergency response plan for evacuation of fleet to another pre-determined safe site if required.</li> </ul>	

High level overview of site operations and history
Changes in the previous 12 months? None Planned for upcoming 24 months? None
Property construction: Combustibles in construction (EPS expanded polystyrene and ACP aluminium composite present?) – None. Ultrabond FR product considered non-combustible.
Housekeeping: <ul style="list-style-type: none"> <li>• Plant and equipment - Adequate</li> <li>• Maintenance workshops - Adequate</li> <li>• Bulk storage areas - Adequate</li> <li>• Mobile equipment – N/A</li> <li>• IT servers – N/A</li> </ul>
Utilities supply: <ul style="list-style-type: none"> <li>• Main switch board – Adequate. Maintenance records available. No evidence of thermographic scans conducted.</li> <li>• Water, gas and other utility connections - Adequate</li> <li>• Backup power generation? 2X diesel generators.</li> <li>• Solar system - 30 Kilowatts. Monthly savings – unknown.</li> </ul>
Fire protection and installation: <ul style="list-style-type: none"> <li>• Fire protection coverage (hydrants, hoses and extinguishers). Flow test results for hydrants – conducted and deemed adequate.</li> <li>• Fire pumps and tanks - None</li> <li>• Special hazard suppression (gas/foam suppression) None</li> <li>• Smoking controls - Adequate</li> <li>• Permitting systems (hot works, confined spaces, etc) - Adequate</li> </ul>
Hazardous goods storages: <ul style="list-style-type: none"> <li>• Ignitable liquids and gas storages - Adequate</li> </ul>
External exposures: <ul style="list-style-type: none"> <li>• Minimal. Security personnel (Cockburn CoSafe) on site after hours. Multiple CCTV cameras.</li> <li>• Fire – Unlikely. Yellow and grey FR type ACP building cladding considered to be non-combustible.</li> <li>• Cyclone - Unlikely</li> <li>• Flood - Unlikely</li> <li>• Access roads – Adequate (3)</li> </ul>

Images:

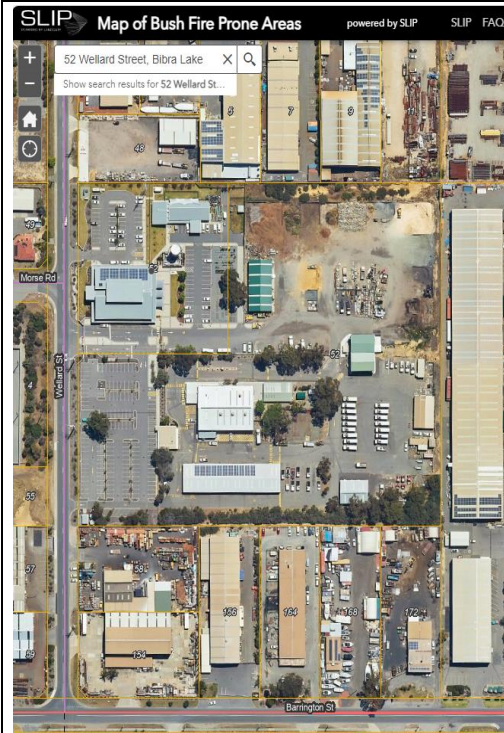


Image 1: Bush Fire Prone Area Results

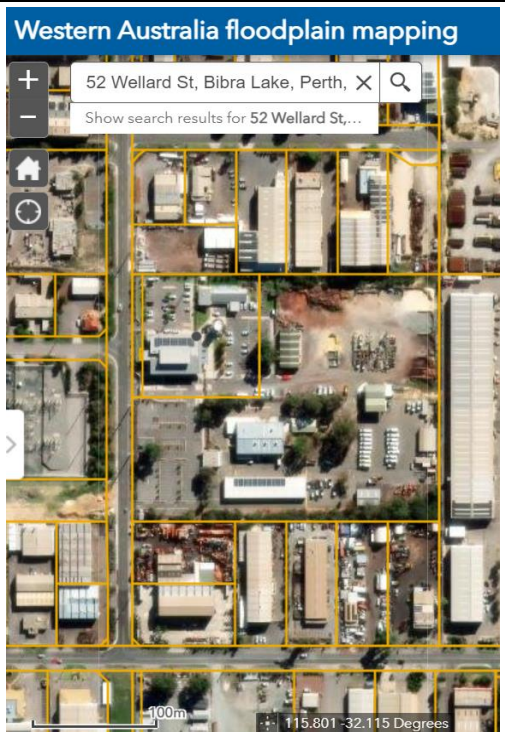


Image 2: Floodplain Mapping Results



Image 3: Building cladding & electric bike




Image 4: Fleet parking arrangements



Image 5: Trees overhanging infrastructure



Image 6: Trees overhanging fleet



Image 7: Trees overhanging fleet



Image 8: Potholes



Fleet Risk Management Program



Image 9: Potholes



Image 10: Green waste storage area



Image 11: High-value fleet parking arrangements




Image 12: Welding area






Image 13: Spare parts storage area



Image 14: Bins under trees



Image 15: High-value fleet under cover parking arrangements

Fleet Risk Management Program




Image 16: Alternative ways to park high-value fleet to break up a common continuous line of combustibles such as tyres and fuel tanks (Source: Zurich RiskTopic, Waste Truck Depot Fire)

## Conclusion

---

The City of Cockburn is to be commended for undertaking an assessment of this nature.

Assessments such as these open up the organisation's practices to analysis and allow for the identification and rectification of any gaps in a safe environment which an assessment offers.

LGIS would like to thank the City of Cockburn for their participation in this assessment and to the staff who were involved, for their hospitality and contribution towards its completion.

Our services are available to assist the City in the customisation and implementation of recommendations contained within this report.

Report compiled by Michael Sparks, LGIS Senior Risk Consultant, August 2024.

+61 461 461 131

[michael.sparks@lgiswa.com.au](mailto:michael.sparks@lgiswa.com.au)



Fleet Risk Management Program



#### Report Disclaimer

Every effort has been taken by LGIS to ensure that the commentary and recommendations contained in this communication are appropriate for consideration and implementation by the recipient. Any recommendation, advice and information contained within this report given in good faith and is based on sources believed to be reliable and accurate at the time of preparation and publication of this report. LGIS and their respective officers, employees and agents do not accept legal liability or responsibility for the content of the recommendations, advice and information; nor does LGIS accept responsibility for any consequential loss or damage arising from its application, use and reliance. A change in circumstances occurring after initial inspection, assessment, analysis, consultation, preparation or production of this report by LGIS and its respective officers, employees and agents may impact upon the accuracy and relevance of the recommendation, advice and information contained therein. Any recommendation, advice or information does not constitute legal or financial advice. Please consult your advisors before acting on any recommendation, advice or information within this report.

#### Proprietary Nature Of Report

This report is prepared for the sole and exclusive use of the part or organisation to which it is addressed. Therefore, this document is considered proprietary to LGIS and may not be made available to anyone other than the addressee or person (s) within the addressee's organisation who are designated to evaluate or implement the report. LGIS reports may be made available to other persons or organisations only with written permission of LGIS.

#### © Copyright

All rights reserved. No part of this document may be reproduced or transmitted in any form by any means, electronic or mechanical, including photocopying and recording, or by an information storage or retrieval system, except as may be permitted, in writing, by LGIS.



Level 3, 170 Railway Parade  
West Leederville WA 6007  
T: +61 8 9483 8888

[lgiswa.com.au](http://lgiswa.com.au)



**15.1.5 (2024/MINUTE NO 0228) City of Cockburn Annual Groundwater Monitoring Summary 2023-2024 Report**

**Executive** A/Director Infrastructure Services  
**Author** Environment, Parks and Streetscapes Manager  
**Attachments** 1. City of Cockburn Annual Groundwater Monitoring Summary 2023-2024 [↓](#)

**Officer Recommendation/Committee Recommendation/Council Decision**

MOVED Cr C Reeve-Fowkes SECONDED Cr M Separovich

That Council RECEIVES the City's 2023-2024 Annual Groundwater Monitoring Summary submission to the Department of Water and Environmental Regulation.

**CARRIED 10/0**

**Background**

The City's Irrigation Operating Strategy provides a strategic direction to the management, monitoring and reporting of abstracted groundwater for the City's open spaces and streetscapes.

Contingency measures are also detailed to address abstraction limits being exceeded, adverse impacts of the abstraction are detected, or in the event the licensed abstraction limit is reduced by the Department of Water and Environmental Regulation (DWER).

An annual summary of groundwater usage is required to comply with the City's ground water licence (GWL) conditions.

This report outlines the groundwater usage for 2023–2024 which will be issued to DWER.

**Submission**

City of Cockburn Annual Groundwater Monitoring Summary 2023-2024

**Report**

The City's primary use for groundwater is to irrigate parks, gardens, and streetscapes for active, passive, and ornamental purposes.

The GWL issued to the City of Cockburn for the 2023–2024 year are governed by the operating strategy for the irrigation of parks and streetscapes and assessed in this report.

DWER is in the process of amalgamating the City's GWLs in the same subarea along with a new operating strategy to be approved as part of this process.

While this process is underway, the City is treating all GWLs within the one subarea as one GWL i.e., water can be traded between the sites in one subarea.



Key findings of the report are summarised below:

#### Water Usage

- A groundwater saving of 83,534 kiloliters or three percent across all the City's Sub-Areas
- Total saving has not met the City's Water Efficiency Plan target of 10%, however one subareas (Success) individually has not meet this target
- It is expected that significant oval repairs from Sting Nematode and high club use, coupled with an extremely hot and dry summer have impacted the water use in many subareas
- Static water levels (SWL) across selected bores within the City's subareas remain steady
- Efficiencies at the Henderson landfill facility have resulted in reduced water usage compared to the 22-23 period.

#### Water Quality

- Water quality and salinity levels remain within acceptable irrigation water quality levels
- Monitoring of Manning Azelia have indicated that the groundwater salinity levels have stabilized to a moderately saline level. Monthly monitoring and reduced ground water use where possible will continue
- Mitigating leaching of nutrients into the groundwater is a key factor impacting water quality with the primary cause being fertiliser applications which are scheduled to not coincide with large rain events.

#### Water Quantity

- Water levels appear to have been adversely impacted by a combination of abstraction, a long irrigation season, and a poor 2023 winter recharge.  
The capacity of the aquifer to sustain the City's demands appears to be adequate. The City's groundwater management has continually improved over recent years and there is no reason to suggest that a sustainable trend will not continue.

Groundwater Sub-Area	Metered Bore Sites	Abstraction (Kilolitres)	DWER Allocation (Kilolitres)	Percentage of allocation abstracted
Kogalup	114	1,499,372	1,504,654	99.6%
Success	55	763,292	680,099	112%
South Lake	21	279,153	351,000	80%
City of Cockburn	33	331,807	393,745	84%
Airport	18	168,559	188,731	89%
Thompsons	11	115,946	118,351	98%
Banjup	6	25,167	28,250	89%
<b>Total</b>	<b>258</b>	<b>3,183,296</b>	<b>3,266,830</b>	<b>97%</b>

Detailed analysis of groundwater flow meter readings, water quality testing and static groundwater levels can be found in the Groundwater Monitoring Summary attached.

The City has another two Ground Water Licences governed by separate operating strategies and are independent of this report.

1. GWL 200065 - geothermal heating Cockburn ARC with a zero-kilolitre net abstraction.
2. GWL 159917 - groundwater interception drain (GID) at Port Coogee which is sub surface abstract.

### **Strategic Plans/Policy Implications**

#### Environmental Responsibility

A leader in environmental management that enhances and sustainably manages our local natural areas and resources.

### **Budget/Financial Implications**

N/A

### **Legal Implications**

N/A

### **Community Consultation**

N/A

### **Risk Management Implications**

The City is required to submit an Annual Groundwater Monitoring Summary to the Department of Water and Environmental Regulation as per the groundwater licence conditions.

If Council does not accept the recommendations of this report, the City will be in breach of the groundwater licence conditions which poses a significant risk in maintaining its active reserves, park, streetscapes, street trees, etc.

### **Advice to Proponent(s)/Submitters**

N/A

### **Implications of Section 3.18(3) *Local Government Act 1995***


Nil





**ANNUAL GROUNDWATER MONITORING SUMMARY**  
**2023 – 2024**



Document Information				
Document Title:		Annual Groundwater Monitoring Summary		
Prepared by:		<div><div>Sports Turf Technology (STT) PO Box 91, Como WA 6952 Tel: 9367 3568 Fax: 9367 2843 ABN 46 102 735 053</div></div>		
Document status:		Draft	Version:	1.0
Version History				
Version:	Description:	Issue Date:	Authorised by	Signature
Version 1	Draft 1	22 Aug 2024	Marie Egan (STT)	
Version 2	Final	28 Aug 2024	Marie Egan (STT)	



## Contents

1.	Introduction.....	1
2.	Climate and Rainfall .....	2
3.	Hydrogeology .....	4
4.	Borefield Description .....	4
5.	Groundwater Abstraction.....	4
6.	Monitoring Results.....	5
6.1.	Production.....	5
6.2.	Rainfall.....	7
6.3.	Water Quality .....	9
6.3.1.	Salinity .....	9
6.3.2.	pH .....	9
6.3.3.	Nitrogen .....	9
6.3.4.	Phosphorus.....	10
7.	Water Levels / Quantity .....	11
8.	Water Quality.....	15
8.1.	Electrical Conductivity (EC).....	15
8.2.	pH .....	17
8.3.	Nitrogen .....	18
8.4.	Phosphorus.....	18
9.	Other .....	19
10.	Compliance .....	19
11.	Recommended Changes to Monitoring Programme .....	19
12.	Assessment of Impacts .....	19
13.	Recommendations .....	20
14.	References .....	21

Tables

Table 1: Groundwater well licences held by the City of Cockburn 2023 – 2024 for irrigating parks and gardens..... 1

Table 2: Groundwater well licences held by the City of Cockburn 2023 – 2024 for Port Coogee Marina GID and the geothermal heating project..... 2

Table 3: The 2023 – 2024 rainfall (mm) and the 10-year moving mean rainfall (mm).3

Table 4: The 2023 – 2024 net evaporation and the 10-year moving mean net evaporation. .... 3

Table 5: The number of meters and the percentage of abstraction of each GWL. .... 6

Table 6: Table of graphs of salinity for selected bores in selected subareas. .... 12

Table 7: Table of graphs of pH for selected bores in selected subareas..... 13

Table 8: Table of graphs of static water levels of selected bores in selected subareas. Note that vertical scales are the same to illustrate the degree of variation across the City’s jurisdiction. .... 14

Figures

Figure 1: Annual rainfall and 10-year moving mean rainfall since 2003 – 2024. .... 7

Figure 2: Monthly rainfall for 2023 – 2024 compared with 10-year moving mean. .... 8

Figure 3: Distribution of rainfall during May. Note that rainfall in the first three days of the month was equivalent to two irrigation events. Active playing fields were still requiring five irrigation events per week during May 2024. .... 8

Figure 4: Net evaporation for 2023 – 2024 compared with 10-year moving monthly mean. .... 8

Appendices

Appendix 1: Groundwater Well Licences

Appendix 2: Groundwater Well Licence Subarea Maps

Appendix 3: Flow meter readings 2023 – 2024

Appendix 4: Groundwater salinity levels

Appendix 5: Water quality of selected bores.

Appendix 6: Comprehensive water analysis of selected bores September 2015

Appendix 7: Laboratory certificates 2023 - 2024

## 1. Introduction

The City of Cockburn is a local government authority providing services to the community. Its use of groundwater is primarily to irrigate parks and gardens for active, passive and ornamental purposes. The City of Cockburn is located 15 km south of the Perth CBD.

The groundwater well licences (GWL) issued to the City of Cockburn for the 2023 – 2024 year governed by the operating strategy for the irrigation of parks and gardens and assessed in this report are outlined in Table 1 and are presented in full in Appendix 1 and Appendix 2 shows maps of irrigated areas of each subarea.

The Department of Water and Environmental Regulation (DWER) is in the process of amalgamating GWLs in the same subareas and has an operating strategy has been submitted as part of this process. While this process is underway, the City is treating all GWLs within the one subarea as one GWL i.e., water can be traded between the sites in one subarea.

GWL200065 is a geothermal heating project with a zero kilolitre net abstraction. GWL159917 is a groundwater interception drain (GID) associated with the Port Coogee Marina development (Table 2). Both of these GWLs are governed by their own operating strategies and as such are reported on independently of the GWLs in Table 1. GWL159917 is expected to be amalgamated with GWL49535 as part of the new operating strategy, however, GWL200065 will remain standing alone.

**Table 1: Groundwater well licences held by the City of Cockburn 2023 – 2024 for irrigating parks and gardens.**

GWL	Groundwater Area	Groundwater Subarea	Aquifer	Expiry	Water year	Allocation kL
GWL49535	Cockburn	Kogalup	Perth: Superficial Swan	14 Aug 2029	1 Jul – 30 Jun	1,502,654
GWL204089	Cockburn	Kogalup	Perth: Superficial Swan	11 Mar 2030	1 Oct – 30 Sep	2,000
<b>Total for Kogalup subarea</b>						<b>1,504,654</b>
GWL203203	Jandakot	Success	Perth: Superficial Swan	7 Aug 2029	1 Jul – 30 Jun	680,099
<b>Total for Success subarea</b>						<b>680,099</b>
GWL49545	Perth	City of Cockburn	Perth: Superficial Swan	14 Aug 2029	1 Jul – 30 Jun	395,745
<b>Total for City of Cockburn subarea</b>						<b>395,745</b>

GWL	Groundwater Area	Groundwater Subarea	Aquifer	Expiry	Water year	Allocation kL
GWL203189	Jandakot	South Lake	Perth: Superficial Swan	4 Aug 2029	1 Jul – 30 Jun	351,000
<b>Total for South Lake subarea</b>						<b>351,000</b>
GWL203196	Jandakot	Airport	Perth: Superficial Swan	5 Aug 2029	1 Jul – 30 Jun	112,470
GWL202853	Jandakot	Airport	Perth: Superficial Swan	5 Aug 2029	1 Jul – 30 Jun	53,731
GWL155669	Jandakot	Airport	Perth: Superficial Swan	3 Dec 2023	1 Jul – 30 Jun	22,530
<b>Total for Airport subarea</b>						<b>188,731</b>
GWL203255	Cockburn	Thompsons	Perth: Superficial Swan	14 Aug 2029	1 Jul – 30 Jun	118,351
<b>Total for Thompsons subarea</b>						<b>118,351</b>
GWL203204	Jandakot	Banjup	Perth: Superficial Swan	7 Aug 2029	1 Jul – 30 Jun	28,250
<b>Total for Banjup subarea</b>						<b>28,250</b>

**Table 2: Groundwater well licences held by the City of Cockburn 2023 – 2024 for Port Coogee Marina GID and the geothermal heating project.**

GWL	Groundwater Area	Groundwater Subarea	Aquifer	Expiry	Allocation kL
GWL59917	Cockburn	Kogalup	Perth: Superficial Swan	14 Aug 2027	1,350,500
GWL200065	Jandakot	Jandakot Confined	Perth: Yarragadee North	16 Jul 2027	0

This report has been prepared by Sports Turf Technology on behalf of the City of Cockburn and pertains to the 1 July 2023 – 30 June 2024 reporting year.

## 2. Climate and Rainfall

Although the City of Cockburn is located closer to the Jandakot Aero Bureau of Meteorology station (ID 9172), Jandakot station does not measure evaporation. Consequently, comprehensive data from the Perth Airport Station (ID 9021) has been used in this report.

The Perth metropolitan area experiences a Mediterranean climate with hot, dry summers and cool, wet winters. This climate results in the need for irrigation in the warmer months when temperatures and net evaporation are high. The irrigation season traditionally runs from September to April, however, the 2023 – 2024 irrigation season extended into May with 21 consecutive days in the middle of the month experiencing no rainfall.

Current and ten-year mean rainfall and net evaporation data are presented in Table 3 and Table 4.

**Table 3: The 2023 – 2024 rainfall (mm) and the 10-year moving mean rainfall (mm).**

	2023 – 2024 rainfall (mm)	10-year average rainfall (mm)
July	119.2	143.1
August	47.2	127.1
September	58.2	74.7
October	6.4	35.0
November	6.6	20.0
December	0.0	6.6
January	0.8	15.9
February	2.6	18.1
March	1.2	19.3
April	0.0	32.9
May	69.8	77.8
June	133.2	109.9
<b>Total</b>	<b>445.2</b>	<b>680.2</b>

**Table 4: The 2023 – 2024 net evaporation and the 10-year moving mean net evaporation.**

	2023 – 2024 net evaporation (mm)	10-year average net evaporation (mm)
July	-63.2	-76.7
August	20.4	-40.2
September	50.6	42.2
October	188.4	136.0
November	259.4	218.0
December	311.4	305.7
January	304.0	311.2
February	296.6	246.7
March	233.0	202.9
April	199.6	107.3
May	32.2	15.5
June	-76.2	-46.5
<b>Total</b>	<b>1756.2</b>	<b>1422.3</b>

### 3. Hydrogeology

The bores relevant to this report are constructed in the Perth Superficial Aquifer. The Perth Superficial Aquifer is a major unconfined aquifer that extends throughout the Swan Coastal Plain. It is located in surficial sediments that are Quaternary overlying Cretaceous overlying Jurassic. The sediments range from predominantly clayey through a sandy succession to sand and limestone within the coastal belt (Davidson, 1995).

### 4. Borefield Description

The bores in the GWLs held by the City of Cockburn relevant to this report are constructed in the Perth Superficial Aquifer and are spread across the groundwater areas of Perth, Jandakot and Cockburn.

The City of Cockburn does not have any bores constructed in the Leederville Aquifer.

GWL200065 is a geothermal project for the purpose of heating the Cockburn Aquatic Recreational Centre. The borefield accesses the Yarragadee Aquifer and consists of an abstraction bore and an injection bore. Compliance reporting of GWL200065 is independent of this report. A detailed description of the project is contained in that report.

The lithology of the GWLs of Kogalup, Thompsons and the western part of the City of Cockburn is limestone and calcrete and was formed in the Quaternary.

The lithology of the eastern part of the City of Cockburn GWL and the Airport, Banjup, South Lake and Success GWLs is sand and gravel from an indeterminable geological age.

The bores are all production bores and are used to irrigate turf and garden areas. Most bores pump directly into reticulated irrigation systems. Others are pumped into holding lakes or tanks and the water is drawn from the lake or tank to irrigate turf or garden. Their peak draw is at the height of summer, usually February.

### 5. Groundwater Abstraction

As of 30<sup>th</sup> June 2024, the City of Cockburn has 258 meters installed on bores within its jurisdiction relevant to this report. It is understood that all the City's bores are metered, however, due to the vast number of bores within the City's jurisdiction, periodically a site is discovered to not be metered. This anomaly is rectified as soon as it is discovered.

Managing the vast quantity of bores licenced to the City is challenging. The City is continually trialling new water management software options to improve its water efficiency and improve its record keeping but one single system has not proved effective as yet.

The City uses the SD central control system as a management tool on 225 of its parks. Flow meter readings are stored and downloaded from these sites. All sites are read manually on the first working day of each month and these manual data form the basis of this report.

## 6. Monitoring Results

### 6.1. Production

The City remained within its allocation across all but four of its GWLs. GWL204089 (Kogalup), GWL203023 (Success), GWL202853 (Airport) and GWL155669 (Airport) exceeded DWER's allocation of 7,500 kL/ha/yr. The volume of metered water abstracted is presented in Table 5.

GWL204089 will be amalgamated with the wider Kogalup subarea GWL49535. When this is accounted for, abstraction across the two GWLs in the subarea was 99.6% of the allocated entitlement.

GWL203203 is an amalgamation of six GWLs from last year. It exceeded its entitlement by 83,193 kL or 12%. The Success subarea historically has been difficult to manage due to it being a developing area with numerous GWLs. The amalgamation during the current monitoring period is anticipated to make management of abstraction within the Success subarea easier in the future.

GWL202853 and GWL155669, both in the Airport subarea, exceeded their entitlement. These GWLs will be amalgamated with GWL203196. When this is accounted for, abstraction across the three GWLs in the subarea was 89% of the allocated entitlement.

Bore production increased as rainfall decreased and was at its greatest in the hottest months of the year. Abstraction across all subareas was greater in 2023 – 2024 than it has been since 2020 – 2021 water year. The only exception to this is in South Lake, possibly due to the replacement of irrigated POS with a synthetic hockey surface at Lakelands Oval, and Thompsons subarea where it appears efficiency at the Landfill Facility has improved. The increase in abstraction is the result of a combination of greater irrigated areas due to development and a very long irrigation season which uncharacteristically required irrigation of parks well into May.

In accordance with the Water Efficiency Plan, the City set ambitious targets to reduce groundwater abstraction to levels 10% below 2007 – 2008 allocations by 2017 – 2018. The City achieved this in 2020 – 2021 and 2021 - 2022 in all

their eight amalgamated GWLs. However, in 2022 – 2023 and 2023 – 2024 the City was unable to achieve this in the Success and Thompsons subareas. In 2023 – 2024 the Kogalup subarea was also unsuccessful in keeping abstraction to 90% of the total allocation permitted. This indicates that there will be times when achieving DWER's proposal of reducing allocations from 7,500 kL/ha to 6,750 kL/ha for the irrigation of turf and gardens will be a difficult target to hit.

The overall abstraction of groundwater by the City is 3% below the allocated volume of water issued to the City. In this sense, the City was not able to achieve its goal of abstraction being 10% less than the allocation.

Flow meter readings and annual abstraction volumes are presented in Appendix 3.

**Table 5: The number of meters and the percentage of abstraction of each GWL.**

GWL	Groundwater subarea	Number of metered sites	Abstraction	DWER	
				Allocation	% of DWER allocation abstracted
GWL49535	Kogalup	113	1,497,175	1,502,654	99.6
GWL204089	Kogalup	1	2,197	2,000	109.9
		<b>114</b>	<b>1,499,372</b>	<b>1,504,654</b>	<b>99.6</b>
GWL203203	Success	55	705,519	680,099	104
		<b>55</b>	<b>705,519</b>	<b>680,099</b>	<b>104</b>
GWL49545	City of Cockburn	33	331,807	395,745	84
		<b>33</b>	<b>331,807</b>	<b>395,745</b>	<b>84</b>
GWL203189	South Lake	21	279,153	351,000	80
		<b>21</b>	<b>279,153</b>	<b>351,000</b>	<b>80</b>
GWL203196	Airport	10	44,765	112,470	40
GWL202853	Airport	6	95,675	53,731	178
GWL155669	Airport	2	28,119	22,530	125
		<b>18</b>	<b>168,559</b>	<b>188,731</b>	<b>89</b>
GWL203255	Thompsons	11	115,946	118,351	98
		<b>11</b>	<b>115,946</b>	<b>118,351</b>	<b>98</b>
GWL203204	Banjup	6	25,167	28,250	89
			<b>25,167</b>	<b>28,250</b>	<b>89</b>
<b>Total</b>		<b>258</b>	<b>3,125,523</b>	<b>3,266,830</b>	<b>97</b>

## 6.2. Rainfall

The effect of the rainfall was such that excessive irrigation was required during the 2023 – 2024 water year. The irrigation season for 2023 – 2024 began under stressed conditions with less than half the average August rainfall. Demand was greater than typical for 10 of the 12 months of the 2023 – 2024 year.

Rainfall throughout the irrigation season was at an all time low. The Perth metropolitan area experienced its driest October to April on record during the 2023 – 2024 year. Although rainfall in May was near the 10-year moving mean, there were 21 consecutive days in the middle of the month when no rain fell. May's rain fell in two cold fronts: one at the beginning of the month and one at the end.

The 2023 – 2024 rainfall (445.2 mm) was 235 mm less than the 10-year moving mean (680.2 mm) (Figure 1) and the 2023 – 2024 net evaporation (1756.2 mm) was 333.9 mm more than the 10-year moving mean (1422.3 mm). Ten-year moving mean data and 2023 – 2024 data are presented in Table 3 and Table 4, Section 2.

Figure 1 highlights that the rainfall in 2023 – 2024 was significantly less than the 10-year moving mean. Figure 2 shows the monthly distribution of rainfall in 2023 – 2024 highlighting the minimal rainfall from October to April and Figure 3 shows the clustered distribution of rainfall in May 2024. Figure 4 shows the monthly distribution of the 2023 – 2024 annual net evaporation was higher than the 10-year moving mean net evaporation in 10 of the 12 2023 – 2024 months.

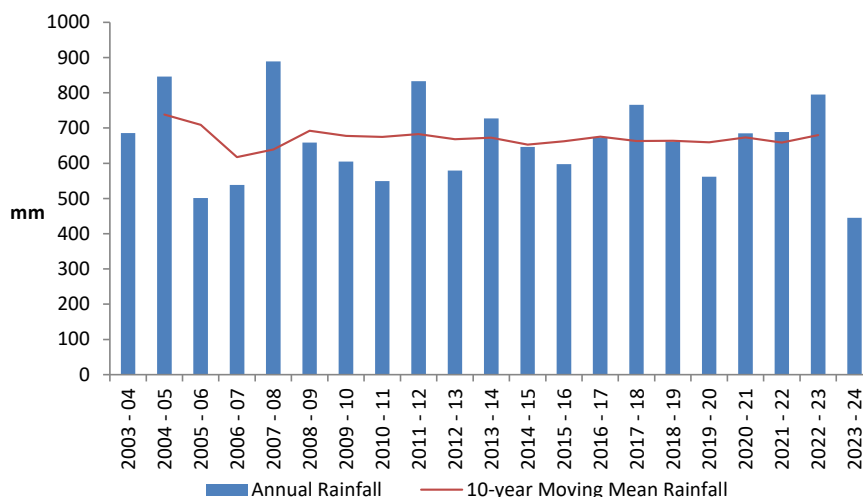


Figure 1: Annual rainfall and 10-year moving mean rainfall since 2003 – 2024.

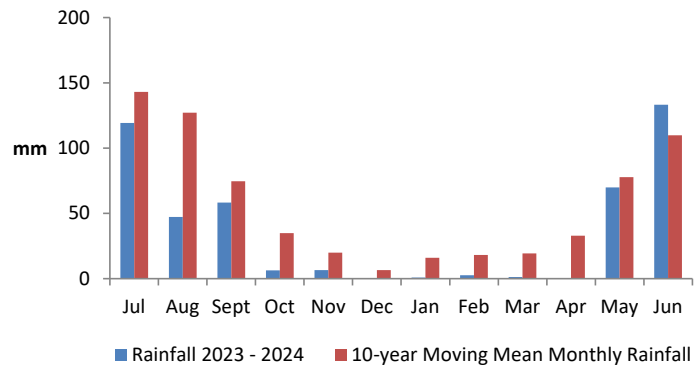


Figure 2: Monthly rainfall for 2023 – 2024 compared with 10-year moving mean.

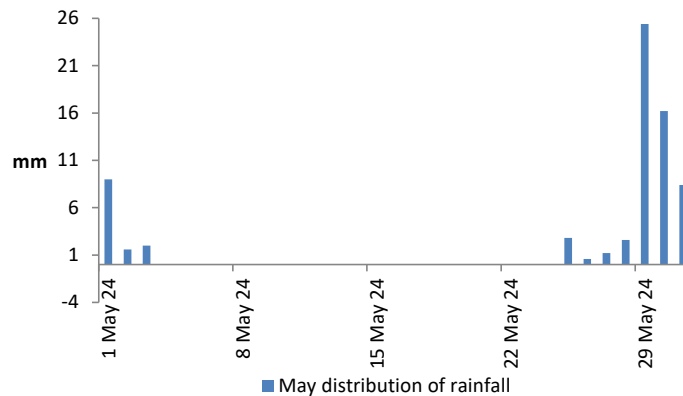


Figure 3: Distribution of rainfall during May. Note that rainfall in the first three days of the month was equivalent to two irrigation events. Active playing fields were still requiring five irrigation events per week during May 2024.

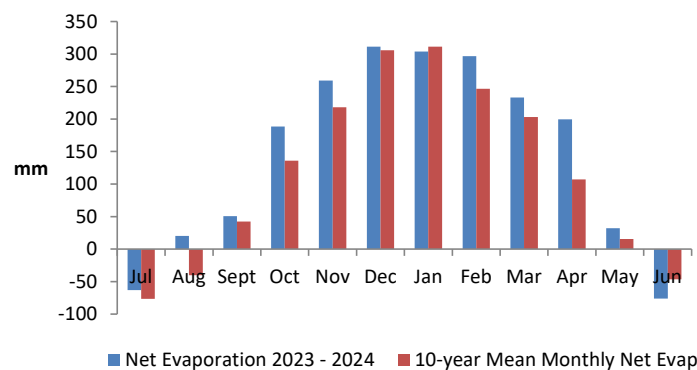


Figure 4: Net evaporation for 2023 – 2024 compared with 10-year moving monthly mean.

### 6.3. Water Quality

#### 6.3.1. Salinity

In general, the salinity status of the bore water sampled within the City's jurisdiction is considered marginal but suitable for irrigation (Table 6). However, two sites regularly return values in the brackish and moderately saline ranges: Kurrajong in the Banjup subarea and Manning Azelia in the Kogalup subarea.

During 2023 – 2024, Kurrajong in the Banjup subarea has maintained its value of approximately 1500 mg/L after uncharacteristically dropping well into the marginal range with a salinity of 640 mg/L at the March 2021 monitoring period.

During 2023 – 2024, Manning Azelia in the Kogalup subarea did not show the variability that has been present over the history of the monitoring program. Historically, salinity at the bore has ranged from 550 mg/L to 3600 mg/L. The current year's data has been relatively stable around the brackish to moderately saline level (2000 mg/L). There is no sustained seasonal pattern associated with the variation in data.

During 2023 – 2024, Durango Park maintained its value of approximately 350 mg/L after uncharacteristically increasing in salinity at the April 2021 date to 970 mg/L. The solitary increase that was initially of concern has not recurred since.

#### 6.3.2. pH

The pH of the selected sites is slightly acid to slightly alkaline (6.6 – 7.5) (Table 7) over the 2023 – 2024 monitoring period. Over the history of the monitoring program the range is 6 – 8 and mostly appears stable.

Durango Park is one of the least stable sites for pH and is also the most acid of the monitored sites. Over the history of the monitoring program Durango's pH has been measured 6.5 – 7.2 with the exception of its lowest on record of 6 during the 2019 – 2020 monitoring period. It remained at 6.6 and 6.8 over the current monitoring period.

Bibra Lake Picnic Area recorded its highest pH in its monitoring history at the March 2022 monitoring event. Results for the current 2023 – 2024 monitoring year show that the elevated pH has not been sustained and has returned to its stable level of 6.6 and 6.7 at the last four monitoring events.

#### 6.3.3. Nitrogen

Generally, nitrogen in the sampled bores is not of concern. During the 2023 – 2024 monitoring period most sites returned total nitrogen values below the ANZECC (2000) Guidelines for irrigation water long-term trigger value (LTV)

of 5 mg/L. However, Bibra Lake Picnic Area has continued to return values above the LTV but below the ANZECC (2000) Guidelines' short-term trigger value (STV) of 25 – 125 mg/L. The Manning Park bores also showed evidence of total nitrogen levels near the LTV but appear to be trending downwards. Success Sports Complex 1 recorded a spike in in total nitrogen in September 2021 which has not been replicated since.

The majority of the nitrogen detected at Bibra Lake Picnic Area continues to be in the ammonium form. The source of ammonium is usually reduced nitrate or pollution suggesting that the origin of the nitrogen detected in the Bibra Lake Picnic Area samples may be pollution based.

The majority of the nitrogen detected in the Manning bores was in the nitrate form. The source of nitrate is usually the decay of nitrogen fixing plants, the oxidation of ammonium, organic fertilisers or contamination. This suggests the origin of the nitrogen is undeterminable.

The spike detected at Success Sports Complex 1 in September 2021 has not been sustained at subsequent monitoring events and therefore is not of ongoing concern. Given the minimal amounts of both nitrate and ammonium detected, it appears that the 6.6 mg/L recorded in September 2021 could be a laboratory error.

#### 6.3.4. Phosphorus

Generally, phosphorus in the sampled bores is not of concern. During the 2023 – 2024 monitoring period, eight of the 12 sites returned values that exceeded the ANZECC (2000) Guidelines' LTV for total phosphorus (0.05 mg/L), however none of the sites exceeded the STV of 0.8 – 12 mg/L. The highest was 0.19 mg/L at Kurrajong Reserve.

Kurrajong Reserve has the highest levels of phosphorus throughout the history of the monitoring period yet well below the STV. However, the April 2021 dropped drastically to 0.03 mg/L, the lowest it has measured over the duration of the monitoring program. It returned to its levels of approximately 0.18 and 0.19 mg/L during the current monitoring period.

Until September 2019 the phosphorus levels at Durango Park had been slowly increasing over the monitoring history, however not at alarming levels. In April 2020, there was a significant reduction from 0.09 mg/L to 0.01 mg/L. That low level was measured again in September 2020 but increased again to 0.1 mg/L in March 2021 and remained near that level till this monitoring period where it has decreased to hover around the LTV (0.05 mg/L).

Kevin Bowman recorded a similar trend to Durango with the difference being that the values at Kevin Bowman for the most part remained below the 0.05 mg/L. Levels rose gradually before peaking at 0.07 mg/L in September 2021

before gradually declining to 0.02 mg/L in the previous 2022 – 2023 period. Levels for the current monitoring period finished at 0.04 mg/L in June 2024.

Phosphorus can be naturally exist in the mineralogy of the aquifer or can be a consequence of fertiliser or sewage contamination.

## 7. Water Levels / Quantity

Static water levels (SWL) of the selected bores across all the City's GWLs, in general, have remained steady over the time that data is available until this 2023 – 2024 monitoring period (Table 8). The 2023 – 2024 data has deviated from the traditional trends. The historical and expected seasonal variation has been observed at most sites over monitoring history, however, during the 2023 – 2024 monitoring period some sites did not show a traditional level of recovery or decline. In September 2023, the recovery in water levels over the 2023 recharge period was less than historically expected at sites such as the three Manning bores in the Kogalup subarea, and the Success Sports Complex bores in the Success subarea. At the conclusion of the abstraction period, levels in eight of the 14 bores across the City's jurisdiction recorded their lowest levels on record. This is likely a result of both lower water levels prior to the commencement of the abstraction period and a higher abstraction volume across most subareas.



Table 6: Table of graphs of salinity for selected bores in selected subareas.

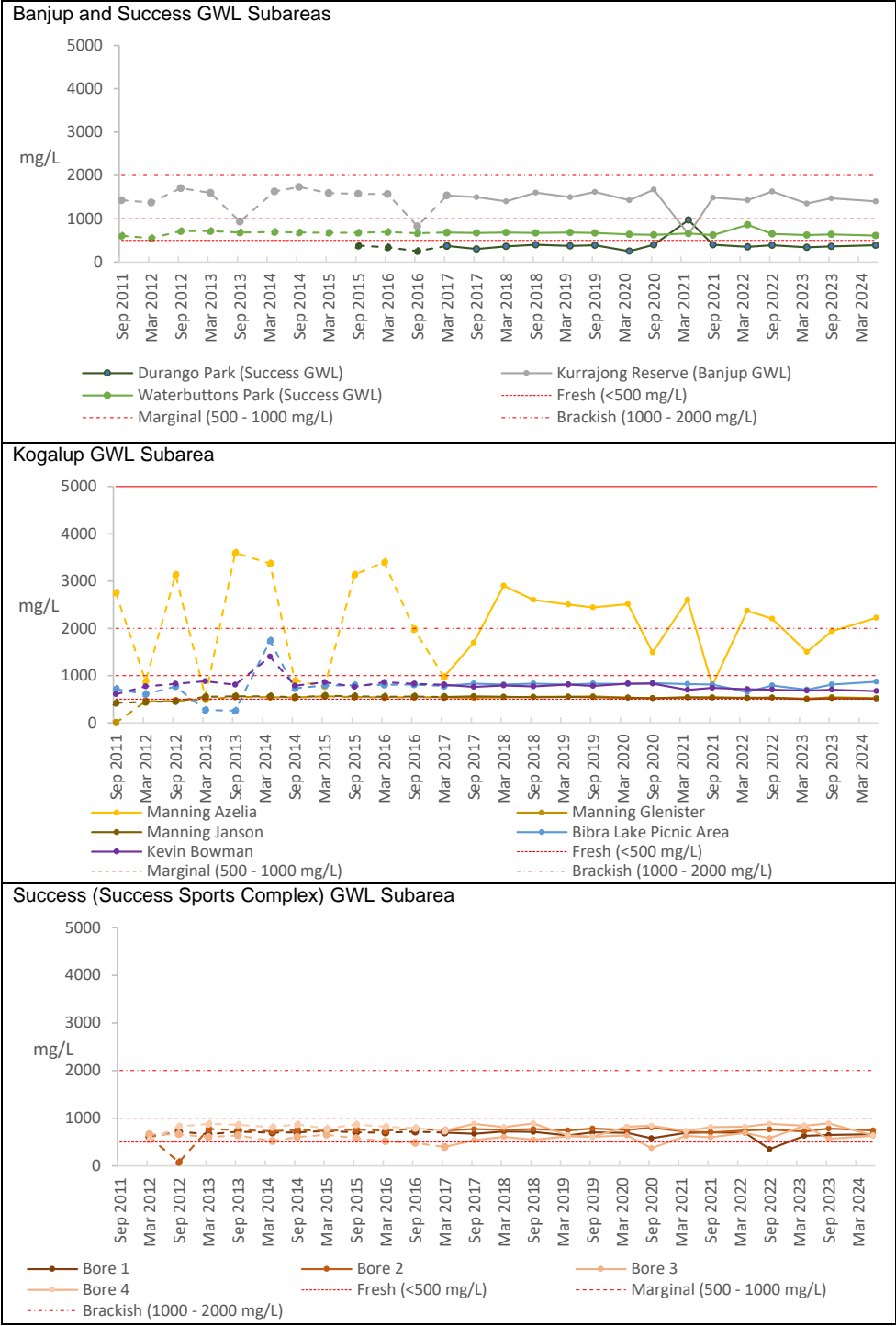
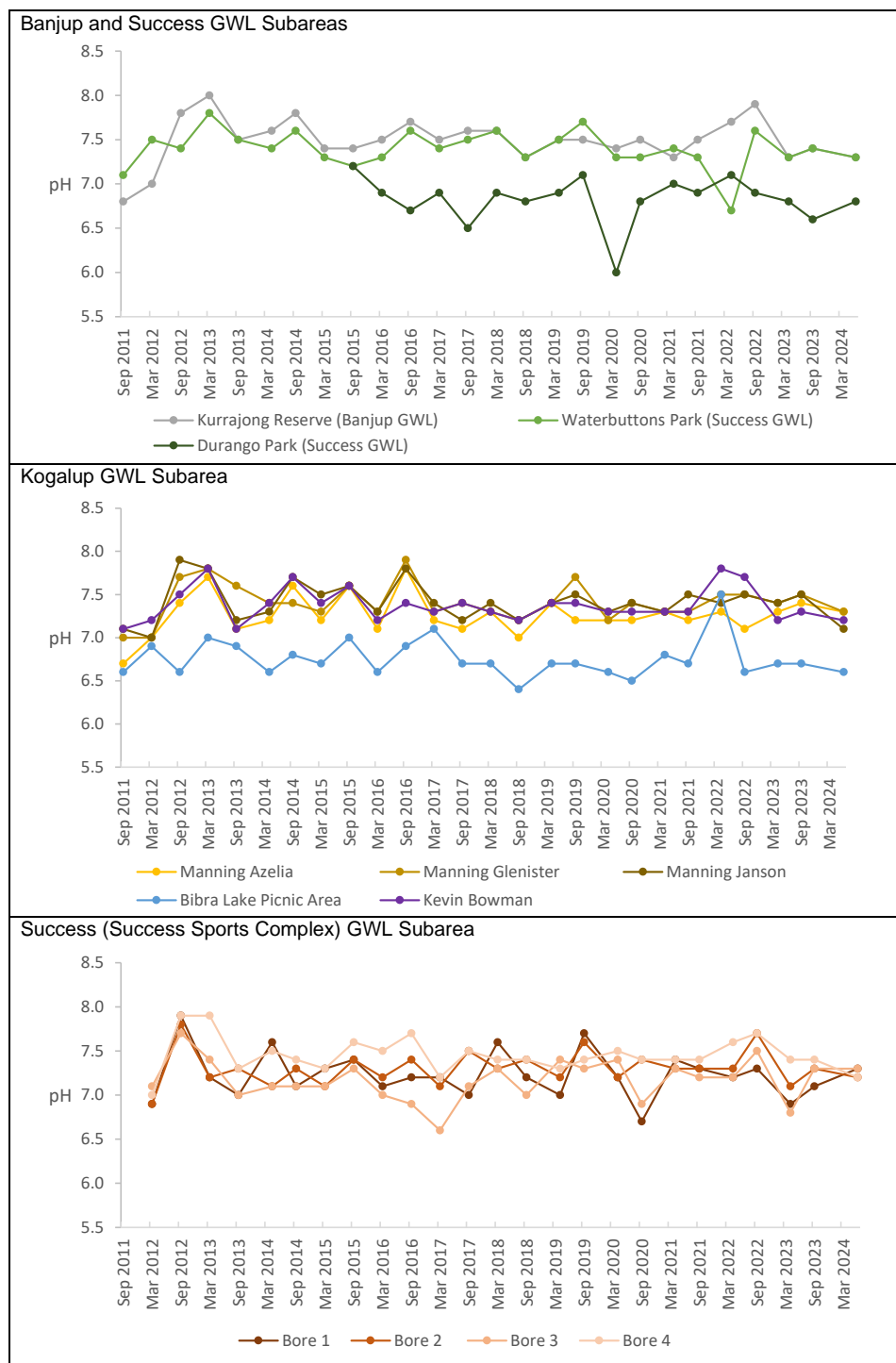
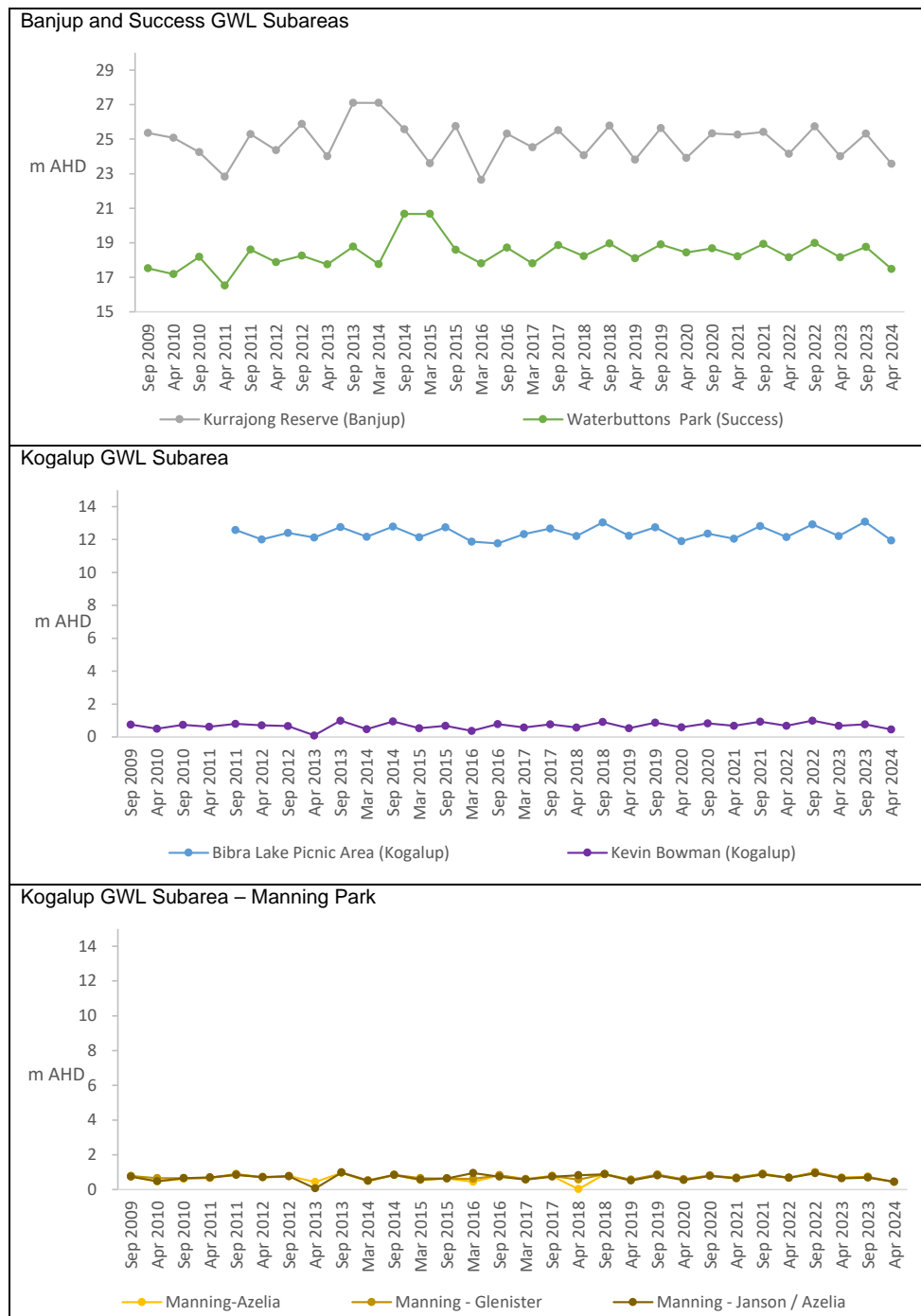
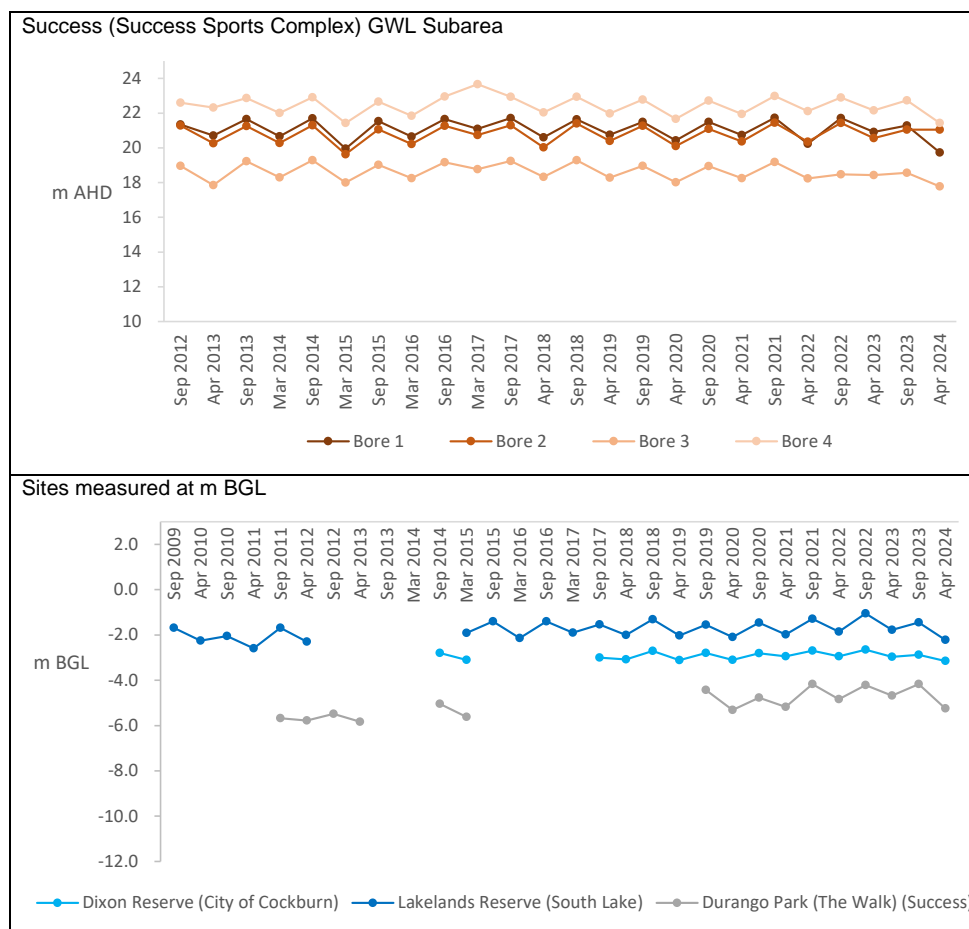


Table 7: Table of graphs of pH for selected bores in selected subareas.



**Table 8: Table of graphs of static water levels of selected bores in selected subareas.**  
**Note that vertical scales are the same to illustrate the degree of variation across the City's jurisdiction.**





## 8. Water Quality

### 8.1. Electrical Conductivity (EC)

The majority of selected bores returned water that was fresh to marginal. The two exceptions were Kurrajong which was brackish, and Manning Azelia which ranged between margin and moderately saline. Salinity thresholds are available in Appendix 5. The salinity of the selected bores was generally below the 1500 mg/L trigger value with the exception of Manning Azelia bore in the Kogalup GWL.

The salinity at Manning Azelia has fluctuated over time. There does not appear to be a consistent pattern in the fluctuating salinity levels at this site. The common pattern in many bores sees salinity increasing with abstraction and decreasing with recharge. This pattern is not observed at Manning

Azelia. Monthly monitoring of the bore began at the beginning of the 2017 – 2018 abstraction season. Since then, moderately saline conditions up to 3000 mg/L were common, with occasions when salinity decreased to marginal and brackish levels. Since September 2022 salinity levels have regularly been about 2000 mg/L. It has not decreased below the trigger value of 1500 mg/L. It does not appear that lower salinity conditions coincide with recent rainfall events. There may be a correlation between abstraction and salinity conditions however the structure of the recorded data does not allow for confirmation of that correlation.

It is likely that the source of the salinity at the site is the ocean and with historical increased abstraction and decreased recharge the saltwater interface had extended further inland and not retreated. Other bores in the immediate region are not as affected as the Manning Azelia bore possibly due to the cavernous nature of the Tamala Limestone and the variable hydraulic conductivities which range greatly depending on location and depth (Davidson, 1995). Abstraction at this site needs to be altered to reduce the likelihood of saltwater ingress from the ocean extending any further inland.

The Kurrajong bore in the Banjup GWL continues to sit in the middle of the brackish range (1000 – 2000 mg/L). There have been significant single-event decreases in salinity when marginal (500 – 1000 mg/L) results have been recorded. The brackish levels recorded during the current monitoring period appear to be the normal range for the site and has remained stable since 2012 with the exception of three events. The significant single-event decreases occurred at the September 2013, September 2016 and April 2021 monitoring dates and appear to be attributed to high rainfall events in the week immediately preceding the sampling events.

The Bibra Lake Picnic Area and the Kevin Bowman bores in the Kogalup GWL spiked to brackish levels at the March 2014 monitoring date. Salinity levels at both of those sites returned immediately to levels in the marginal range (500 – 1000 mg/L), have remained at those levels and are not currently of concern.

All the monitored sites are in wetland areas and no adverse impacts on surrounding vegetation have been observed.

The salinity at the Hammond Road Sports Complex has remained steady and abstraction does not appear to have any adverse effects on the salinity of the aquifer.

No turf or gardens irrigated appeared to show signs of poor water quality.

Data are presented in Appendix 5 and Appendix 7.

## 8.2.pH

Water with a pH value in the range of 6.0 – 7.0 is most desirable for use on turf. Water with pH values outside of this range may not directly influence turf performance, but indicates a possible need to evaluate other chemical components.

The pH of the selected bores has generally been steady since monitoring began in 2012. One exception is the pH at Bibra Lake Picnic Area which has historically fluctuated seasonally but has not followed this pattern since March 2017. Until April 2022 the pH over the duration of the monitoring program varied only between 6.4 and 7.1. In April 2022 Bibra Lake Picnic Area recorded its highest pH at 7.5 but has returned to its average of approximately 6.7 since then. The absence of an identifiable trend is not of concern given that the greatest water level fluctuation over the monitoring history is 1.32 m and the pH range is 1.1 pH units. The variation in water level and pH is within an acceptable range and therefore not of great concern, however, it should continue to be monitored closely. Historically low water levels seen at many sites in the program are not an issue at Bibra Lake Picnic Area in the 2023 – 2024 monitoring period, therefore reducing the likelihood of pH issues associated with the exposure of acid sulphate soils.

The decrease in pH at Durango Park in March 2020 has not been detected again since then. Decreases such as these need to be monitored as it may be an indicator of acid sulphate soils, particularly in low-lying areas such as at Durango Park. Lowering water levels in such areas can cause acidification of the groundwater. Abstraction must be managed to avoid these impacts.

The lowest pH recorded at Waterbuttons in April 2022 coincided with the end of the abstraction season but it was not the lowest water level on record at the site. The water level at Waterbuttons in April 2024 was the third lowest on record at the site and pH remained at 7.3, near its mean of 7.4. Although it appears stable, pH at this site needs to continue to be monitored to ensure that it is not adversely impacted by abstraction in the area.

The bores at Success Sports Complex continue to remain within an acceptable pH range for both the aquifer and for irrigation purposes. There has been some variation over the monitoring history but it is not of concern. The slight and uniform acidification of all bores in April 2023 was not sustained. pH in all bores in the 2023 – 2024 monitoring period ranged from 7.1 to 7.4.

Data are presented in Appendix 5 and Appendix 7.

### 8.3. Nitrogen

Total nitrogen values have generally been steady across the monitored sites indicating that the levels at each site are likely to be background and naturally occurring at the site. They are generally not of concern.

It is assumed that the spike in the nitrogen levels at Success Sports Complex 1 in September 2021 is an anomaly, likely a laboratory reporting error. While particular attention will be given to this site, it is expected that it will not be of concern.

Sites with elevated nitrogen values do not currently receive fertiliser applications any greater than sites with lower nitrogen values. While some nitrogen detected in the groundwater may originate from fertiliser, it is expected that a significant quantity of the current concentration is an historical legacy from intensive horticulture or septic contamination. Given that the monitored sites are all near water bodies, nitrogen in the groundwater may also originate from the decaying organic matter that may be present in the aquifer.

### 8.4. Phosphorus

Most of the sites have returned steady phosphorus levels since monitoring began in September 2017, albeit above the ANZECC LTV (0.05 mg/L). Three sites, Kurrajong Reserve, Durango Park and Kevin Bowman, were exceptions. Durango Park continues to maintain its elevated values (~0.06 mg/L) compared to the decrease to 0.01 mg/L recorded at the April and September 2020 monitoring events. Kurrajong recorded its traditionally elevated levels (~0.2 mg/L) after it decreased significantly at the March 2021 date to 0.03 mg/L, and Kevin Bowman (0.04 mg/L) is approaching the 0.05 mg/L LTV having decreased gradually from 0.07 mg/L in September 2021 to 0.02 mg/L in September 2023.

Kurrajong Reserve has the highest levels of phosphorus for the history of the monitoring program yet well below the STV. However, at the April 2021 it dropped drastically to 0.03 mg/L, the lowest it has measured over the history of the monitoring program. During the 2021 – 2022 monitoring period, phosphorus levels returned to their characteristically high values. The reason for the decrease in April 2021 is not apparent but may be linked to the drop in salinity. The rainfall event in the week preceding sampling may have had a diluting effect of the salinity and the phosphorus in the groundwater.

The phosphorus level at Durango Park was showing an increasing trend from 0.04 mg/L in September 2017 to 0.09 mg/L in September 2019 before decreasing suddenly to below the ANZECC LTV in 2020 and increasing again suddenly to 0.1 mg/L in April 2021. Since September 2021, levels were

similar to those recorded before the decrease in 2020 with most recent results being 0.04 mg/L and 0.06 mg/L.

Kevin Bowman and the Manning bores are the only bores that regularly remain below the ANZECC LTV (0.05 mg/L). Kevin Bowman's phosphorus levels increased above the ANZECC LTV at the September 2021 monitoring date but dropped back below to 0.03 mg/L in April 2022 and has remained at that level.

Phosphorus concentrations are not expected to be a consequence of current fertiliser practices. The City only applies phosphorus should both leaf and soil tests indicate the nutrient is deficient. It is expected that some of the phosphorus detected is historical legacy from intensive horticulture but there is a fraction of phosphorus that is naturally resulting from phosphatic nodules occurring at the base of the Superficial Aquifer.

## 9. Other

Comprehensive water analysis for selected bores in September 2015 has been included in Appendix 6.

## 10. Compliance

The City's compliance with the monitoring programme is very good. April 2024 water analysis was delayed as a consequence of contractor staff changes. Other anomalies are likely to be due to issues associated with administrative transfers and amalgamations.

## 11. Recommended Changes to Monitoring Programme

- Manning Azelia continue to be monitored monthly all year round for salinity to determine the extent and trends of the salinity of the groundwater.

## 12. Assessment of Impacts

The medium-term water quality data set that the City has built indicates that historically there is little impact of its abstraction from the aquifer. Minor impacts on water quality continue to be observed at Manning Azelia with fluctuation of salinity.

Water levels appear to have been adversely impacted by a combination of abstraction, a long irrigation season, and a poor 2023 winter recharge.

The capacity of the aquifer to sustain the City's demands appears to be adequate. The City's groundwater management has continually improved over recent years and there is no reason to suggest that a sustainable trend will not continue.

### 13. Recommendations

- Ideally, abstraction from Manning Azelia should be minimised as much as possible, or even ceased. Salinity consistently exceeds 1500 mg/L which is the trigger value to cease abstraction at the bore. This action is an attempt to prevent the saltwater interface advancing further inland.
- Maintain monthly monitoring into the recharge season at Manning Azelia bore for salinity to ensure the water source is fit for purpose and to assess the recovery of the salinity levels during the recharge season.
- To prevent leaching of nutrients into the groundwater, ensure that applications of fertiliser do not coincide with rain events.
- Continue with amalgamation of outstanding GWLs.
- Continue with the preparation of the operating strategy currently in draft.

## 14. References

ANZECC (2000) *Australian and New Zealand guidelines for fresh and marine water quality*, Canberra.

Davidson WA (1995) Hydrogeology and groundwater resources of the Perth Region, Western Australia, Western Australia Geological Survey, Bulletin 142.

Davidson WA, and Yu X (2008) *Perth regional aquifer modelling system (PRAMS) model development: Hydrogeology and groundwater modelling*, Western Australia Department of Water, Hydrogeological record series HG 20.



## Appendices



**Appendix 1: Groundwater Well Licences**



File No:  
DWERT1714~7



Government of Western Australia  
Department of Water and Environmental Regulation

Page 1 of 5

Instrument No. GWL49535(17)

## LICENCE TO TAKE WATER

Granted by the Minister under section 5C of the Rights in Water and Irrigation Act 1914

Licensee(s)	City of Cockburn		
Description of Water Resource	Cockburn Perth - Superficial Swan	Annual Water Entitlement	1,502,654kL
Location of Water Source	<p>Lot 1 On Diagram 46969 Volume/Folio 1381/702 Lot 1 Fallow Cr Spearwood Macfaull  Lot 10 On Diagram 50188 Volume/Folio 1615/926 Lot 10 Lintott Wy Spearwood Edwards Park  Lot 100 On Diagram 36807 Volume/Folio 247/89a Lot 100 Nineham Av Spearwood Greenslade Reserve  Lot 100 On Diagram 93385 Volume/Folio 2128/956 Lot 100 Spearwood Lucius Park  Lot 1000 On Plan 400768 Volume/Folio Lr3164/81 Lot 1000 Crown Tce Coogee  Lot 101 on Diagram 93385 Volume/Folio 2128/957 Lot 101 Spearwood Dalmatinac Club  Lot 109 on Plan 68906 Volume/Folio LR3161/246 Lot 109 Beeliam S/S Spearwood Ave Bluebush to Beeliam  Lot 11 On Diagram 50189 Volume/Folio 1615/925 Lot 11 Lintott Wy Spearwood Edwards Park  Lot 11 On Diagram 8642 Volume/Folio 1028/153 Lot 11 Rockingham Rd Hamilton Hill Davilak Oval  Lot 12 On Diagram 48538 Volume/Folio 1752/323 Lot 12 Lintott Wy Spearwood Edwards Park  Lot 120 On Plan 38035 Volume/Folio 2583/654 Lot 120 Coleville Cr Spearwood Civic Centre Grounds  Lot 124 On Diagram 37915 Volume/Folio 220/173a Lot 124 Spearwood Macfaull  Lot 146 On Diagram 57132 Volume/Folio 1543/347 Lot 146 Southwell Cr Hamilton Hill Phoenix Rise  Lot 15 On Plan 27079 Volume/Folio 1321/199 Lot 15 Hamilton Rd Spearwood Beale Park  Lot 16 On Plan 27079 Volume/Folio 1028/883 Lot 16 Kent St Spearwood Beale Park  LOT 160 ON PLAN 412108 - Volume/Folio LR3168/836 - Lot 160 FIRBANK RD BEELIAM  Lot 172 On Plan 93642 Volume/Folio Lr3107/990 Lot 172 Powell Rd Coogee Coogee Beach Reserve  Lot 177 On Plan 12884 Volume/Folio 1596/854 Lot 177 Ely St Hamilton Hill Goodchild Park  Lot 20 On Diagram 47590 Volume/Folio 1393/462 Lot 20 Sussex St Spearwood Beale Park  Lot 2010 On Diagram 26212 Volume/Folio Lr3051/686 Lot 2010 Azelia Rd Spearwood Manning Park  Lot 206 On Plan 60216 Volume/Folio Lr3154/173 Lot 206 Waterbank Av Beeliam Waterbank Pos  Lot 207 On Plan 8377 Volume/Folio 1300/154 Lot 207 Alfred St Spearwood Dubove Park  Lot 210 On Diagram 57132 Volume/Folio 1596/872 Lot 210 Southwell Cr Hamilton Hill Southwell Public Open Space  Lot 2192 On Diagram 24604 Volume/Folio 1322/145 Lot 2192 Interim Rd Spearwood Interim Road Reserve  Lot 22 On Diagram 48015 Volume/Folio 1408/901 Spearwood Av Spearwood Peace Park  Lot 2201 On Plan 9792 Volume/Folio Lr3052/519 Lot 2201 Malabar Wy Bibra Lake Malabar  Lot 2310 On Plan 8041 Volume/Folio Lr3053/9 Lot 2310 Isted Av Hamilton Hill Isted Reserve  Lot 2518 on Plan 12368 Volume/Folio 3005/351 Lot 2518 Thackeray St Spearwood Bishop Park  Lot 2519 on Plan 12368 Volume/Folio LR3005/352 Lot 2519 Barrington Rd Spearwood Smart Park  Lot 2546 On Plan 12365 Volume/Folio Lr3141/835 Lot 2546 Hope Rd Bibra Lake Mellar Park  Lot 2548 on Plan 188370 Volume/Folio LR3140/690 Lot 2548 Compton Cl Munster Hagan Park  Lot 2578 On Plan 12630 Volume/Folio Lr3138/74 Lot 2578 Needwell Rd Bibra Lake Duffield Reserve  Lot 2626 On Plan 13108 - Volume/Folio LR3154/522 - Lot 2626 Kingsley Cl Spearwood Katich Park  Lot 2688 on Plan 13814 Voume/Folio LR3154/521 Lot 2688 Prout Wy Bibra Lake Mears Park  Lot 2705 on Plan 13865 Volume/Folio LR3147/467 Lot 2705 South Lake Hopbush Park  Lot 2736 On Plan 13939 Volume/Folio Lr3147/272 Lot 2736 Elderberry Dr South Lake Hopbush Park  Lot 2771 on Plan 14414 Volume/Folio LR3148/374 Lot 2771 Parakeet Wy Coogee Powell Reserve  Lot 2781 On Plan 14503 Volume/Folio Lr3146/926 Lot 2781 South Lake Allamanda Park  Lot 2809 On Plan 14794 Volume/Folio Lr3144/928 Lot 2809 Arlington Loop Coogee Len Mctaggart Reserve  Lot 281 On Plan 8375 Volume/Folio 1300/147 Lot 281 Bullfinch St Spearwood S/S Phoenix Road Stock To Rockingham  Lot 2819 On Plan 14906 Volume/Folio Lr3144/930 Lot 2819 South Lake Blackburn Park  Lot 2851 On Plan 15066 Volume/Folio Lr3146/621 Lot 2851 South Lake Glen Mia Reserve  Lot 2890 on Diagram 69548 Volume/Folio LR3146/928 Lot 2890 South Lake Allamanda Park  Lot 2943 On Plan 15902 Volume/Folio Lr3139/584 Lot 2943 Magnolia Gdns Yangebup Warthwyke Park  Lot 2944 On Plan 15902 Volume/Folio Lr3139/585 Lot 2944 Magnolia Gdns Yangebup Warthwyke Park  Lot 2980 on Diagram 66698 Volume/Folio LR3143/730 Lot 2980 South Lake Broadwater Gardens  Lot 3 On Plan 3176 Volume/Folio 1151/713 Lot 3 Rockingham Rd Spearwood Watsons Reserve  Lot 300 On Diagram 45318 Volume/Folio 1362/183 Lot 300 Lintott Wy Spearwood Edwards Park  LOT 300 ON PLAN 71815  Lot 3032 On Diagram 75631 Volume/Folio Lr3145/394 Lot 3032 Hamilton Rd Coogee Poole Reserve</p>		

This Licence is granted subject to the Rights in Water and Irrigation Regulations 2000.

File No:  
DWERT1714~7



Government of Western Australia  
Department of Water and Environmental Regulation

Page 2 of 5

Instrument No. GWL49535(17)

## LICENCE TO TAKE WATER

Granted by the Minister under section 5C of the Rights in Water and Irrigation Act 1914

Lot 33 On Plan 11047 Volume/Folio 1410/710 Lot 33 Bourbon St Hamilton Hill Bourbon Street Pos  
Lot 36 On Diagram 45327 Volume/Folio 1366/496 Lot 36 March St Spearwood Gerald St Reserve  
Lot 38 on Diagram 43329 Volume/Folio LR3159/266 Lot 38 King St Coogee Rotary Lookout  
Lot 38 On Plan 3488 Volume/Folio 2002/764 Lot 38 Angus Av Spearwood Hulijich Reserve  
Lot 4055 On Plan 18467 Volume/Folio Lr3126/766 Lot 4055 Sherbrooke Gdns Bibra Lake Dellar Drive  
Road Reserve  
Lot 4138 On Diagram 85539 Volume/Folio Lr3117/5 Lot 4138 Forrest Rd Bibra Lake Marshwood Retreat  
Lot 4160 On Diagram 78534 Volume/Folio Lr3105/850 Lot 4160 Boyd Cr Hamilton Hill Reserve 43749  
Lot 4161 On Plan 17568 Volume/Folio Lr3105/851 Lot 4161 Montebello Rise Yangebup Ronsard  
Reserve  
Lot 417 on Plan 22707 Volume/Folio LR3125/840 Lot 4719 Progress Drive, Bibra Lake  
Lot 4185 On Diagram 65104 - Volume/Folio LR3106/1 - Lot 4185 Bibra Dr Bibra Lake Skate Park  
Lot 4196 On Plan 20584 Volume/Folio Lr3038/206 Lot 4196 Emplacement Cr Hamilton Hill  
Lot 4305 On Plan 21395 Volume/Folio Lr3108/800 Lot 4305 Congdon Av Beeliar Radonich Park  
Lot 4315 On Plan 20764 Volume/Folio Lr3075/241 Lot 4315 Hybanthus Loop Beeliar Owgan Reserve  
Lot 4346 On Diagram 88310 Volume/Folio Lr3121/126 Lot 4346 Inn Cl Bibra Lake Bramley Park  
Lot 4367 On Plan 20152 Volume/Folio Lr3110/243 Lot 4367 Kotisina Gdns Munster Kevin Bowman  
Reserve  
Lot 4415 On Plan 19851 Volume/Folio Lr3111/447 Lot 4415 Duchart Wy Coogee Picottee Park  
Lot 4421 On Plan 20303 Volume/Folio Lr3111/668 Lot 4421 Bibra Lake Inercauld/Forrest Entry  
Lot 4436 On Plan 193598 Volume/Folio Lr3112/62 Lot 4436 Russell Rd Munster South Coogee Reserve  
Lot 4451 On Plan 19952 Volume/Folio Lr3112/786 Lot 4451 Yorn Cct Beeliar Habitat Reserve  
Lot 4553 On Plan 194828 Volume/Folio Lr3116/738 Lot 4553 Munster Santich Park  
Lot 470 On Plan 20778 Volume/Folio 2049/845 Lot 470 Watson Rd Beeliar Radonich Reserve  
Lot 4732 On Plan 31193 Volume/Folio Lr3127/394 Lot 4732 Sussex St Spearwood Beale Park  
Lot 4764 On Plan 33338 Volume/Folio Lr3128/339 Lot 4764 Bayview Tce Yangebup Visko Reserve  
Lot 4774 On Plan 32914 Volume/Folio Lr3129/155 Lot 4774 Belladonna Dr Yangebup Lopressti  
Lot 48 On Plan 14414 Volume/Folio 1657/502 Lot 48 Coogee Geordie Court Road Reserve  
Lot 4882 On Plan 58224 Volume/Folio Lr3154/142 Lot 4882 Ravello Vsta Yangebup  
Lot 50 On Diagram 65206 Volume/Folio 1649/923 Lot 50 Wellard St Bibra Lake Operations Centre  
Lot 505 On Plan 416937 Volume/Folio (2988/431)  
Lot 518 On Diagram 57267 Volume/Folio 1543/346 Lot 518 Southwell Cr Hamilton Hill Southwell Pos  
Lot 542 on Plan 13008 Volume/Folio 3151/142 Lot 542 Sandpiper Loop Yangebup Perena Rocchi  
Reserve  
Lot 548 On Plan 13353 Volume/Folio Lr3130/740 Lot 548 Swallow Dr Yangebup Nicholson Reserve  
Lot 566 on Plan 13147 Volume/Folio LR3081/304 Lot 566 Moorhen Dr Yangebup Nicholson Reserve  
Lot 591 On Diagram 69641 Volume/Folio Lr3142/687 Lot 591 Milgun Dr Yangebup Milgun Reserve  
Lot 60 On Diagram 35259 Volume/Folio 1435/799 Lot 60 Macmorris Wy Spearwood Bavich Reserve  
Lot 617 on Plan 22591 Volume/Folio LR3132/215 Lot 617 Wauhop Cir Beeliar Garbin Park  
Lot 638 On Plan 28997 Volume/Folio Lr3133/223 Lot 638 Orlando Av Bibra Lake The Glade  
Lot 640 On Plan 18039 Volume/Folio Lr3101/3 Lot 640 Dunraven Dr Yangebup Dunraven Playground  
Lot 65 On Plan 11049 Volume/Folio 1410/782 Lot 65 Erpingham Rd Hamilton Hill Eliza Park  
Lot 685 On Plan 20763 Volume/Folio Lr3106/743 Lot 685 Nogga Rtt Beeliar Nogga  
Lot 69 On Diagram 34263 Volume/Folio 23/47a Lot 69 Melun St Spearwood Macfaull  
Lot 7 On Plan 1764 Volume/Folio 1368/830 Lot 7 Kent St Spearwood Beale Park  
Lot 768 On Plan 75251 Volume/Folio Lr3163/469 Lot 768 McLaren Av Beeliar Systema Park  
Lot 8000 on Plan 44213 Volume/Folio LR3135/934 Lot 8000 Riverina Pde Munster Riverina Reserve  
Lot 8000 On Plan 72612 - Volume/Folio LR3162/411 - Lot 8000 Desertpea Rd Beeliar  
Lot 8001 On Plan 48324 Volume/Folio Lr3137/829 Lot 8001 Munster Mervyn Bond Park  
Lot 8002 On Plan 48778 Volume/Folio Lr3137/850 Lot 8002 Spinnaker Hts Yangebup Spinnacker  
Reserve  
Lot 8002 On Plan 66326 Volume/Folio Lr3159/385 Lot 8002 Lot 8002 Syndicate Link Munster  
Lot 8003 On Plan 407790 - Volume/Folio LR3166/473 - Lot 8003 Reinforcement Pde North Coogee  
Lot 8005 On Plan 401243 Volume/Folio Lr3164/629 Lot 8005 - Eliza Ponds  
LOT 8006 ON DEPOSITED PLAN 405702 - Volume/Folio LR3165/887 - Lot 8006 Hopbush Wy Beeliar  
Lot 8007 On Plan 401768 Volume/Folio Lr3165/10 Lot 8007 Karbuni Pde Spearwood  
Lot 8008 On Plan 401760 Volume/Folio Lr3164/674 Lot 8008 Rasano Prom Coogee  
Lot 8012 On Plan 404526 - Volume/Folio LR3165/559 - Lot 8012 Galipo Lp Coogee Galipo Park  
Lot 8012 On Plan 51223 Volume/Folio Lr3140/800 Lot 8012 South Beach Prom North Coogee Barrow  
Reserve  
Lot 803 On Plan 400872 - Volume/Folio 2861/800 - Lot 803 McTaggart Cove North Coogee CY O'Connor  
Reserve

This Licence is granted subject to the Rights in Water and Irrigation Regulations 2000.

File No:  
DWERT1714~7



Government of Western Australia  
Department of Water and Environmental Regulation

Page 3 of 5

Instrument No. GWL49535(17)

## LICENCE TO TAKE WATER

Granted by the Minister under section 5C of the Rights in Water and Irrigation Act 1914

Lot 81 On Plan 413024 - Volume/Folio 2939/351 - Mc Laren Av Beeliar  
Lot 858 On Plan 55642 Volume/Folio Lr3145/659 Lot 858 Samphire Turn Beeliar Peregrine Park  
Lot 866 On Plan 34917 Volume/Folio Lr3130/300 Lot 866 Possum Glde Beeliar Deiderich Park  
Lot 878 On Plan 36905 Volume/Folio Lr3131/582 Lot 878 Beeliar Beeliar Reserve  
Lot 88 On Plan 55584 Volume/Folio Lr3012/89 Lot 88 Positano Cr Yangebup Minori Gardens  
Lot 9000 On Plan 43443 Volume/Folio 2680/957 Lot 9000 Glenister Rd Hamilton Hill Manning Park  
Lot 9000 On Plan 72050 Volume/Folio 2788/163 Lot 9000 Goodchild Park  
Lot 9905 On Plan 63063 Volume/Folio Lr3159/270 Lot 9905 Ocean Rd Coogee Mills St Playground  
Road Reserve Apra Court, South Lake  
Road Reserve Cnr Wells Rd and Fanstone Ave, Beeliar  
Road Reserve Progress Drive, Bibra Lake  
Road Reserve corner Hamilton and Rockingham Road, Hamilton Hill Davilak Triangle  
Streetscape Cockburn and Mayor Road Reserve, Munster  
Streetscape North Lake/Elderberry/Osprey Road, Yangebup  
Streetscape Osprey Drive, Yangebup  
Streetscape Rockingham and Mayor Road, Munster  
Streetscape Spearwood Ave Barrington to Sudlow, Bibra Lake  
Streetscape Spearwood Avenue Stock Road to Doolette Street, Spearwood  
Streetscape Spearwood Avenue Wellard Street to Stock Road, Bibra Lake

Authorised Activities	Taking of water for	Location of Activity
	Irrigation of road verge	Lot 48 On Plan 14414 Volume/Folio 1657/502 Lot 48 Coogee Geordie Court Road Reserve  Lot 858 On Plan 55642 Volume/Folio Lr3145/659 Lot 858 Samphire Turn Beeliar Peregrine Park  Road Reserve Cnr Wells Rd and Fanstone Ave, Beeliar
	Irrigation of up to 1.41 ha of public open space	Lot 8002 On Plan 407790 - Volume/Folio LR3166/472 - Lot 8002 Reinforcement Pde North Coogee
	Irrigation of up to 117.02 ha of public open space	Lot 112 On Plan 55588 Volume/Folio Lr3154/170 Lot 112 Minori Gdns Yangebup Minori Gardens  Lot 25 On Plan 47120 Volume/Folio Lr3137/849 Lot 25 Ningaloo Rise Yangebup Spinnacker Reserve  Lot 2771 on Plan 14414 Volume/Folio LR3148/374 Lot 2771 Parakeet Wy Coogee Powell Reserve  Lot 2783 on Plan 14503 Volume/Folio LR3146/927 Lot 2783 South Lake Allamanda Park  Lot 4305 On Plan 21395 Volume/Folio Lr3108/800 Lot 4305 Congdon Av Beeliar Radonich Park  Lot 4346 On Diagram 88310 Volume/Folio Lr3121/126 Lot 4346 Inn Cl Bibra Lake Bramley Park  Lot 4377 On Plan 219808 Volume/Folio Lr3071/681 Lot 4377 Leonard Wy Spearwood Vela Luka Park  Lot 4415 On Plan 19851 Volume/Folio Lr3111/447 Lot 4415 Duchart Wy Coogee Picottee Park  Lot 452 On Plan 48514 Volume/Folio Lr3138/426 Lot 452 The Grange Beeliar Wearne Park  Lot 4882 On Plan 58224 Volume/Folio Lr3154/142 Lot 4882 Ravello Vsta Yangebup  Lot 519 On Plan 409336 - Volume/Folio LR3167/257 - Lot 519 Ravello Vsta Yangebup  Lot 61 On Diagram 29258 Volume/Folio 1277/16 Lot 61 Azelia Rd Spearwood Manning Park

This Licence is granted subject to the Rights in Water and Irrigation Regulations 2000.

File No:  
DWERT1714~7



Government of Western Australia  
Department of Water and Environmental Regulation

Page 4 of 5

Instrument No. GWL49535(17)

## LICENCE TO TAKE WATER

Granted by the Minister under section 5C of the Rights in Water and Irrigation Act 1914

	<p>Lot 676 On Plan 18041 Volume/Folio Lr3106/216 Lot 676 Yangebup Ronsard Reserve</p> <p>Lot 689 On Diagram 77539 Volume/Folio Lr3142/689 Lot 689 Rhus Ct Yangebup Milgun Reserve</p> <p>Lot 69 On Diagram 33994 Volume/Folio 32/173a Lot 69 Interim Rd Spearwood Interim Road Reserve</p> <p>Lot 8002 On Plan 48778 Volume/Folio Lr3137/850 Lot 8002 Spinnaker Hts Yangebup Spinnacker Reserve</p> <p>Lot 8008 On Plan 401760 Volume/Folio Lr3164/674 Lot 8008 Rasano Prom Coogee</p> <p>Lot 803 On Plan 400872 - Volume/Folio 2861/800 - Lot 803 McTaggart Cove North Coogee CY O'Connor Reserve</p> <p>Lot 858 On Plan 55642 Volume/Folio Lr3145/659 Lot 858 Samphire Turn Beeliar Peregrine Park</p> <p>Lot 88 On Plan 55584 Volume/Folio Lr3012/89 Lot 88 Positano Cr Yangebup Minori Gardens</p> <p>Lot 9905 On Plan 63063 Volume/Folio Lr3159/270 Lot 9905 Ocean Rd Coogee Mills St Playground</p> <p>Lot 50 On Plan 226118 - Volume/Folio 1694/515 - Lot 50 Bibra Dr Bibra Lake Skate Park</p> <p>Road Reserve corner Hamilton and Rockingham Road, Hamilton Hill Davilak Triangle</p>
Irrigation of up to 2.4 ha of public open space	<p>LOT 8005 ON DEPOSITED PLAN 404190 - Volume/Folio LR3165/503 - Lot 8005 Plumosa Ave Beeliar</p> <p>LOT 8006 ON DEPOSITED PLAN 408838 - Volume/Folio 2912/446 - Lot 8006 Plumosa Ave Beeliar</p> <p>Road Reserve - Pin1193976 Tindal Ave Beeliar</p> <p>Road Reserve - Pin12265564 Delphinium Wy Beeliar</p> <p>Road Reserve - Pin12318326 Delphinium Wy Beeliar</p>
Irrigation of up to 64.25 ha of recreation areas	<p>Lot 11 On Diagram 8642 Volume/Folio 1028/153 Lot 11 Rockingham Rd Hamilton Hill Davilak Oval</p> <p>Lot 124 On Diagram 37915 Volume/Folio 220/173a Lot 124 Spearwood Macfaull</p> <p>Lot 16 On Plan 27079 Volume/Folio 1028/883 Lot 16 Kent St Spearwood Beale Park</p> <p>Lot 20 On Diagram 47590 Volume/Folio 1393/462 Lot 20 Sussex St Spearwood Beale Park</p> <p>Lot 207 On Plan 8377 Volume/Folio 1300/154 Lot 207 Alfred St Spearwood Dubove Park</p> <p>Lot 23 On Diagram 32222 Volume/Folio 1306/429 Lot 23 Pomfret Rd Spearwood Macfaull</p> <p>Lot 2683 on Diagram 61829 Volume/Folio LR3141/837 Lot 2683 Parkway Rd Bibra Lake Meller Park</p> <p>Lot 342 On Plan 47403 Volume/Folio Lr3142/115 Lot 342 The Grange Beeliar Beeliar Reserve</p>
<b>Duration of Licence</b>	From 6 June 2023 to 14 August 2029

This Licence is granted subject to the Rights in Water and Irrigation Regulations 2000.

File No:  
DWERT1714~7



Government of Western Australia  
Department of Water and Environmental Regulation

Page 5 of 5  
Instrument No. GWL49535(17)

## LICENCE TO TAKE WATER

Granted by the Minister under section 5C of the Rights in Water and Irrigation Act 1914

---

**This Licence is subject to the following terms, conditions and restrictions:**

1. The annual water year for water taken under this licence is defined as 1 July to 30 June.
2. The licensee shall not use water for sprinkler irrigation between 9 am and 6 pm except for the establishment of newly planted areas. For newly planted areas water may be used within these hours for a period of up to 28 consecutive days, commencing from the date of planting.
3. Between 1 June and 31 August in any year, the licence-holder must not water a lawn, garden, or grass-covered area ("turf") by reticulation, provided always that this restriction shall not apply; watering with a hand held hose; or watering, by way of reticulation: golf course tees and greens, turf wickets, bowling greens and active sporting areas; newly planted areas for a period of up to 28 days from the date of planting; for renovating turf; or for maintenance of reticulation systems
4. The licensee shall comply with the commitments of the Water Resource Operating Strategy June 2015 - June 2018 as prepared by the City of Cockburn and approved by the Department of Water and Environmental Regulation on 26/06/2015, including any modifications to the commitments as approved during the term of the licence.
5. Every 12 Months the licensee shall provide to the Department of Water and Environmental Regulation a Groundwater Monitoring Summary for the preceding water year. The first report is due 30/09/2023.

---

**End of terms, conditions and restrictions**

---

---

This Licence is granted subject to the Rights in Water and Irrigation Regulations 2000.



File No:  
DWERT1714~8



Government of Western Australia  
Department of Water and Environmental Regulation

Page 1 of 1

Instrument No. GWL204089(2)

## LICENCE TO TAKE WATER

Granted by the Minister under section 5C of the Rights in Water and Irrigation Act 1914

Licensee(s)	City of Cockburn		
Description of Water Resource	Cockburn Perth - Superficial Swan	Annual Water Entitlement	2,000kL
Location of Water Source	LOT 8002 ON PLAN 419345 - Volume/Folio LR3172/348 - Lot 8002 AZURE TCE LAKE COOGEE		
Authorised Activities	Taking of water for	Location of Activity	
	Irrigation of up to .21 ha of public open space	LOT 8001 ON PLAN 419345 - Volume/Folio LR3172/347 - Lot 8001 AZURE TCE LAKE COOGEE  LOT 8002 ON PLAN 419345 - Volume/Folio LR3172/348 - Lot 8002 AZURE TCE LAKE COOGEE	
Duration of Licence	From 20 April 2023 to 11 March 2030		

**This Licence is subject to the following terms, conditions and restrictions:**

1. The annual water year for water taken under this licence is defined as 1 October to 30 September.
2. The licensee shall not use water for sprinkler irrigation between 9 am and 6 pm except for the establishment of newly planted areas. For newly planted areas water may be used within these hours for a period of up to 28 consecutive days, commencing from the date of planting.
3. Between 1 June and 31 August in any year, the licence-holder must not water a lawn, garden, or grass-covered area ("turf") by reticulation, provided always that this restriction shall not apply to watering with a hand held hose; or watering, by way of reticulation: newly planted areas for a period of up to 28 days from the date of planting; for renovating turf; or for maintenance of reticulation systems.

**End of terms, conditions and restrictions**

This Licence is granted subject to the Rights in Water and Irrigation Regulations 2000.

File No: RF394-05~15

Government of Western Australia  
Department of Water and Environmental Regulation

Page 1 of 7

Instrument No. GWL203203(3)

**LICENCE TO TAKE WATER**

Granted by the Minister under section 5C of the Rights in Water and Irrigation Act 1914

Licensee(s)	City of Cockburn		
Description of Water Resource	Jandakot Perth - Superficial Swan	Annual Water Entitlement	609,249kL
Location of Water Source	CROWN RESERVE 43583 - Lot 725 on Diagram 94631 - Brenchley Drv - Atwell CROWN RESERVE 47162 - Lot 4828 on Plan 34757 - Bartram Rd - Success CROWN RESERVE 47164 - Lot 864 on Plan 34962 - Harmony Ave - Atwell CROWN RESERVE 48275 - Lot 740 on Plan 45461 - Mosman Lp - Success CROWN RESERVE 48290 - Lot 570 on Plan 41691 - Charnely Bnd - Success CROWN RESERVE 48963 - Lot 471 on Plan 51303 - Camden Bvd - Aubin Grove CROWN RESERVE 49020 - Lot 8001 on Plan 53298 - Observatory Ave - Aubin Grove CROWN RESERVE 50501 - Lot 8004 on Plan 62256 - Mala Wy - Success CROWN RESERVE 50600 - Lot 8006 on Plan 66953 - Colorado Pde - Aubin Grove LOT 201 ON PLAN 73516 - Lot 201 Miningwal Loop Hammond Park POS Lot 205 On Plan 51902 Volume/Folio Lr3140/787 Lot 205 Aubin Grove Princeton Circuit Lot 226 On Plan 52780 Volume/Folio Lr3145/688 Lot 226 Aubin Grove Versailles Park Lot 385 On Plan 29035 Volume/Folio Lr3132/827 Lot 385 Reeves Ent Success Reeves Park Lot 4000 on Plan 411347 Volume/Folio (LR3170/139) - 15 Dimago Vista Hammond Park WA 6164 Lot 4000 On Plan 55719 Volume/Folio Lr3147/664 Lot 4000 Botany Pde Hammond Park Botany Reserve Lot 4002 On Plan 44642 Volume/Folio Lr3136/209 Lot 4002 Wentworth Pde Success Wentworth Reserve Lot 401 On Plan 55718 Volume/Folio Lr3149/333 Lot 401 Camden Bvd Aubin Grove Camden Park Lot 4542 On Plan 23441 Volume/Folio Lr3116/278 Lot 4542 Steiner Av Success Steiner Reserve And Future Pos Lot 4773 On Plan 24785 Volume/Folio Lr3129/48 Lot 4773 Success Jan Hammond Lot 4801 On Plan 31442 Volume/Folio Lr3129/504 Lot 4801 Domain Cir Success Hanlon Lot 4838 On Plan 35880 Volume/Folio Lr3130/359 Lot 4838 Gandossi Ct Success Gandossi Lot 4977 on Plan 38401 Volume/Folio Lr3132/186 - Jackadder Av - Hammond Park Duggan Park Lot 506 On Plan 57107 Volume/Folio Lr3152/724 Lot 506 Humboldt Ent Aubin Grove Bologna Park Lot 5076 On Plan 40533 Volume/Folio Lr3134/807 Lot 5076 Aubin Grove Blue Boy Park Lot 655 On Plan 19341 Volume/Folio Lr3103/339 Lot 655 O'Farrell Ct Atwell Mosedale Park Lot 656 on Plan 18634 Volume/Folio Lr3145/713 Lot 656 Hoult Mews, Atwell Tapper Reserve Lot 669 On Diagram 88144 Volume/Folio Lr3101/867 - Brenchley Dr - Atwell Atwell Reserve Lot 691 On Diagram 90854 Volume/Folio Lr3106/380 Lot 691 Brenchley Dr Atwell Brenchley Lot 698 On Plan 21189 Volume/Folio Lr3108/796 Lot 698 St Claire Gdns Atwell Freshwater Reserve LOT 699 ON DEPOSITED PLAN 408370 - Volume/Folio LR3167/485 - Lot 699 BONDI WAY AUBIN GROVE Lot 732 On Plan 22643 Volume/Folio Lr3112/789 Lot 732 Kennack Vsta Atwell Kennack Park Lot 764 On Plan 23323 Volume/Folio Lr3114/821 Lot 764 Tozer Loop Atwell Tozer Reserve Lot 787 on Deposited Plan 412331 - Volume/Folio LR3169/85 - Lot 787 Lewisham Vista Success Lot 8001 On Plan 52119 Volume/Folio Lr3140/232 Lot 8001 Aubin Grove Durango Park Lot 8002 On Plan 49269 Volume/Folio Lr3137/820 Lot 8002 Aubin Grove Radiata Park Lot 8003 On Plan 42081 Volume/Folio Lr3135/428 Lot 8003 Success Evelyn Massey Lot 8006 On Plan 58335 Volume/Folio Lr3152/788 Lot 8006 Starbush Gdns Success Starbush Gardens LOT 8008 ON PLAN 409192 - Volume/Folio LR3167/508 - Lot 8008 VOYAGEURS WAY HAMMOND PARK Lot 8009 On Plan 69256 Volume/Folio (LR3168/827) - 30 Alberod Street Hammond Park WA 6164 Lot 8051 On Plan 66999 Volume/Folio Lr3160/354 Lot 8051 Gaebler Rd Aubin Grove Monticola Gardens Lot 817 on Diagram 100044 Volume/Folio LR3122/63 Lot 817 Reynardson Ave Atwell Atwell Community Centre Lot 82 On Plan 49453 Volume/Folio Lr3138/511 Lot 82 Aubin Grove Balboa Park Lot 824 on Plan 73736, LR3162/491 - Weetman Rd - Hammond Park LOT 837 ON PLAN 30840 - Volume/Folio LR3127/432 - Lot 837 CARNEGIE PDE SUCCESS Lot 842 On Plan 31535 Volume/Folio Lr3128/130 Lot 842 Serenity Pwy Hammond Park Christmas Tree Park Road Reserve - Pin11608834 - Streetscapes - Russell Rd - Hammond Park Road Reserve - Pin1370883 - Streetscapes Levens Ct - Success		

This Licence is granted subject to the Rights in Water and Irrigation Regulations 2000.

File No: RF394-05~15

Government of Western Australia  
Department of Water and Environmental Regulation

Page 2 of 7

Instrument No. GWL203203(3)

**LICENCE TO TAKE WATER**

Granted by the Minister under section 5C of the Rights in Water and Irrigation Act 1914

Authorised Activities	Taking of water for	Location of Activity
	Irrigation of up to 0.27 ha of public open space	Lot 4000 on Plan 411347 Volume/Folio (LR3170/139) - 15 Dimago Vista Hammond Park WA 6164
	Irrigation of up to 0.33 ha of public open space	Lot 8009 On Plan 69256 Volume/Folio (LR3168/827) - 30 Alberod Street Hammond Park WA 6164
	Irrigation of up to 0.46 ha of public open space	LOT 8008 ON PLAN 409192 - Volume/Folio LR3167/508 - Lot 8008 VOYAGEURS WAY HAMMOND PARK
	Irrigation of up to 0.75 ha of public open space	LOT 837 ON PLAN 30840 - Volume/Folio LR3127/432 - Lot 837 CARNEGIE PDE SUCCESS
	Irrigation of up to 0.77 ha of public open space	LOT 699 ON DEPOSITED PLAN 408370 - Volume/Folio LR3167/485 - Lot 699 BONDI WAY AUBIN GROVE LOT 726 ON DEPOSITED PLAN 408371 - Volume/Folio LR3167/491 - Lot 726 BONDI WAY AUBIN GROVE
	Irrigation of up to 1.12 ha of public open space	LOT 201 ON PLAN 73516 - Lot 201 Miningwal Loop Hammond Park POS LOT 8000 ON PLAN 415217 - Volume/Folio LR3170/623 - Lot 8000
	Irrigation of up to 1.7ha ovals and playing fields	Lot 449 On Plan 41688 Volume/Folio 2591/362 Lot 449 Aurora Dr Atwell Harmony Primary School Oval
	Irrigation of up to 15.29 ha of recreation areas	CROWN RESERVE 43583 - Lot 725 on Diagram 94631 - Brenchley Drv - Atwell CROWN RESERVE 47164 - Lot 864 on Plan 34962 - Harmony Ave - Atwell CROWN RESERVE 48963 - Lot 471 on Plan 51303 - Camden Bvd - Aubin Grove Lot 4000 On Plan 55719 Volume/Folio Lr3147/664 Lot 4000 Botany Pde Hammond Park Botany Reserve
	Irrigation of up to 2.11 ha of landscaped gardens	LOT 8001 ON PLAN 415217 - Volume/Folio LR3170/624 - Lot 8001
	Irrigation of up to 3.87 ha of road verge	CROWN RESERVE 48368  Lot 1004 On Plan 40531 Volume/Folio Lr3134/811 Lot 1004 Cape Le Grand Av Aubin Grove S/S Cape Le Grand Lot 3000 On Plan 48524 Volume/Folio Lr3138/700 Lot 3000 Aurora Dr Atwell Streetscape Aurora Drive Road Reserve - Gibbs Rd near Tapper Rd - Pin 1188888  Road Reserve - Pin11007212 - Streetscapes Wentworth Pde - Success Road Reserve - Pin11012186 - Streetscapes Ashendon Bvd - Hammond Park Road Reserve - Pin11020714 - Streetscapes Ashendon Bvd - Hammond Park Road Reserve - Pin11091205 - Streetscapes Wentworth Pde - Success Road Reserve - Pin11102222 - Streetscapes Wentworth Pde - Success Road Reserve - Pin11150604 - Streetscapes Wentworth Pde - Success Road Reserve - Pin11381241 - Streetscapes Wentworth Pde - Success

This Licence is granted subject to the Rights in Water and Irrigation Regulations 2000.

File No: RF394-05~15



Government of Western Australia  
Department of Water and Environmental Regulation

Page 3 of 7

Instrument No. GWL203203(3)

## LICENCE TO TAKE WATER

Granted by the Minister under section 5C of the Rights in Water and Irrigation Act 1914

	<p>Road Reserve - Pin11409122 - Streetscapes Wentworth Pde - Success</p> <p>Road Reserve - Pin11409123 - Streetscapes Wentworth Pde - Success</p> <p>Road Reserve - Pin11491098 - Streetscapes Radiata Prom - Aubin Grove</p> <p>Road Reserve - Pin11608834 - Streetscapes - Russell Rd - Hammond Park</p> <p>Road Reserve - Pin11616916 - Streetscapes Aristata Pde - Aubin Grove</p> <p>Road Reserve - Pin1166630 - Streetscapes Tapper Rd - Atwell</p> <p>Road Reserve - Pin11816788 - Streetscapes Ironbark Tce - Hammond Park</p> <p>Road Reserve - Pin1183632 - Streetscapes Russell Road - Hammond Park</p> <p>Road Reserve - Pin11847221 - Streetscapes Russell Rd - Hammond Park</p> <p>Road Reserve - Pin11869091 - Streetscapes Tapper Rd - Atwell</p> <p>Road Reserve - Pin11871390 - Streetscapes Tapper Rd - Atwell</p> <p>Road Reserve - Pin11871420 - Streetscapes Wentworth Pde - Success</p> <p>Road Reserve - Pin1188885 - Streetscapes Lyon Rd - Aubin Grove</p> <p>Road Reserve - Pin11956126 - Streetscapes Wentworth Pde - Success</p> <p>Road Reserve - Pin11956127 - Streetscapes - Wentworth Pde - Success</p> <p>Road Reserve - Pin1300209 - Streetscapes - Steiner Ave - Success</p> <p>Road Reserve - Pin1370883 - Streetscapes Levens Ct - Success</p> <p>Road Reserve - Pin1377159 - Streetscapes - Wentworth Pde - Success</p> <p>Road Reserve - Pin1390728 - Streetscapes - Wentworth Pde - Success</p> <p>Streetscape Carmel Way, Success</p> <p>Streetscape cnr Reynardson Ave and Lanao Way to Lydon Bvd, Atwell</p> <p>Streetscape Hindmarsh Way, Success</p> <p>Streetscape Macquarie Blvd Botany Pde to Condamine App, Hammond Park</p> <p>Streetscape Nancarrow Way, Atwell</p> <p>Streetscape Tongaroo Boulevard, Success</p> <p>Streetscape Waters Ave, Lydon Bvd to Lombe Gardens, Atwell</p> <p>Streetscape Banning Ave Steiner Ave to Bamkin Court, Success</p>
--	--------------------------------------------------------------------------------------------------------------------------------------------------------------------------------------------------------------------------------------------------------------------------------------------------------------------------------------------------------------------------------------------------------------------------------------------------------------------------------------------------------------------------------------------------------------------------------------------------------------------------------------------------------------------------------------------------------------------------------------------------------------------------------------------------------------------------------------------------------------------------------------------------------------------------------------------------------------------------------------------------------------------------------------------------------------------------------------------------------------------------------------------------------------------------------------------------------------------------------------------------------------------------------------------------------------------------------------------------------------------------------------------------------------------------------------------------------------------------------------------------------------------------------------------------------------------------------------------------------------------------------------------------------------------------------------------------------------------------------------------------------------------------------------------------------------------------------------------------------------------------------------------------------------

This Licence is granted subject to the Rights in Water and Irrigation Regulations 2000.

File No: RF394-05~15

Government of Western Australia  
Department of Water and Environmental Regulation

Page 4 of 7

Instrument No. GWL203203(3)

**LICENCE TO TAKE WATER**

Granted by the Minister under section 5C of the Rights in Water and Irrigation Act 1914

Irrigation of up to 55.75 ha of public open space	<p>CROWN RESERVE 47162 - Lot 428 on Plan 34757 - Bartram Rd - Success</p> <p>Crown Reserve 47905 Volume/Folio Lr3123/699 4000 Galveston Bend Success Wentworth Reserve</p> <p>CROWN RESERVE 48275 - Lot 740 on Plan 45461 - Mosman Lp - Success</p> <p>CROWN RESERVE 48290 - Lot 570 on Plan 41691 - Charnely Bnd - Success</p> <p>CROWN RESERVE 48368</p> <p>Crown Reserve 48692 Volume/Folio Lr3138/361 Success Boronia Park</p> <p>Crown Reserve 48692 Volume/Folio Lr3140/254 Success Boronia Park</p> <p>Crown Reserve 48787 Volume/Folio Lr3138/539 4003 St Joseph Fawy Success Milkwort Park</p> <p>CROWN RESERVE 49020 - Lot 8001 on Plan 53298 - Observatory Ave - Aubin Grove</p> <p>CROWN RESERVE 49069 - Lot 457 on Plan 47384 - Russell Rd - Success</p> <p>CROWN RESERVE 50494 - Lot 8005 on Plan 64736 - Durango Trn - Aubin Grove</p> <p>CROWN RESERVE 50501 - Lot 8004 on Plan 62256 - Mala Wy - Success</p> <p>CROWN RESERVE 50600 - Lot 8006 on Plan 66953 - Colorado Pde - Aubin Grove</p> <p>Crown Reserve 50710, LR3162/492 - Lot 904 on Plan 73736 - Neilson St - Hammond Park</p> <p>Crown Reserve 51126 Volume/Folio Lr3161/807 560 Wentworth Pde Success Wentworth Reserve</p> <p>Lot 1000 On Plan 49453 Volume/Folio Lr3138/512 Lot 1000 Aubin Grove Gaebler To Queens Paw</p> <p>Lot 1001 On Plan 52784 Volume/Folio Lr3147/695 Lot 1001 Camden Bvd Aubin Grove Camden Paw</p> <p>LOT 13 ON DIAGRAM 91797 - Lot 13 ATWELL</p> <p>Lot 142 On Plan 48515 Volume/Folio Lr3138/467 Lot 142 Success Boronia Park</p> <p>Lot 204 On Plan 51902 Volume/Folio Lr3140/786 Lot 204 Aubin Grove Princeton Circuit</p> <p>Lot 205 On Plan 51902 Volume/Folio Lr3140/787 Lot 205 Aubin Grove Princeton Circuit</p> <p>Lot 2073 On Plan 58179 Volume/Folio Lr3154/169 Lot 2073 Atwell Congenial Reserve</p> <p>Lot 226 On Plan 52780 Volume/Folio Lr3145/688 Lot 226 Aubin Grove Versailles Park</p> <p>Lot 3001 On Plan 48495 Volume/Folio Lr3136/940 Lot 3001 Hammond Rd Success Purslane Park</p> <p>Lot 385 On Plan 29035 Volume/Folio Lr3132/827 Lot 385 Reeves Ent Success Reeves Park</p> <p>Lot 4001 On Plan 44907 Volume/Folio Lr3136/293 Lot 4001 Rutherford Ent Success Bluesquill Park</p>
---------------------------------------------------	----------------------------------------------------------------------------------------------------------------------------------------------------------------------------------------------------------------------------------------------------------------------------------------------------------------------------------------------------------------------------------------------------------------------------------------------------------------------------------------------------------------------------------------------------------------------------------------------------------------------------------------------------------------------------------------------------------------------------------------------------------------------------------------------------------------------------------------------------------------------------------------------------------------------------------------------------------------------------------------------------------------------------------------------------------------------------------------------------------------------------------------------------------------------------------------------------------------------------------------------------------------------------------------------------------------------------------------------------------------------------------------------------------------------------------------------------------------------------------------------------------------------------------------------------------------------------------------------------------------------------------------------------------------------------------------------------------------------------------------------------------------------------------------------------------------------------------------------------------------------------------------------------------------------------------------------------------------------------------------------------------------------------------------------------------------------------------------------------------------------------------------------------------------------------------------------------------------------

This Licence is granted subject to the Rights in Water and Irrigation Regulations 2000.

File No: RF394-05~15



Government of Western Australia  
Department of Water and Environmental Regulation

Page 5 of 7

Instrument No. GWL203203(3)

## LICENCE TO TAKE WATER

Granted by the Minister under section 5C of the Rights in Water and Irrigation Act 1914

	<p>Lot 4001 On Plan 68774 Volume/Folio Lr3160/169 Lot 4001 Johnsonia Bend Hammond Park Johnsonia Reserve</p> <p>LOT 4002 ON DEPOSITED PLAN 48107 - Kirkley Ct - SUCCESS</p> <p>Lot 4002 On Plan 44642 Volume/Folio Lr3136/209 Lot 4002 Wentworth Pde Success Wentworth Reserve</p> <p>Lot 401 On Plan 55718 Volume/Folio Lr3149/333 Lot 401 Camden Bvd Aubin Grove Camden Park</p> <p>Lot 4542 On Plan 23441 Volume/Folio Lr3116/278 Lot 4542 Steiner Av Success Steiner Reserve And Future Pos</p> <p>Lot 4743 On Plan 31246 Volume/Folio Lr3127/636 Lot 4743 Richmond Ent Success Richmond Park</p> <p>Lot 4773 On Plan 24785 Volume/Folio Lr3129/48 Lot 4773 Success Jan Hammond</p> <p>Lot 4801 On Plan 31442 Volume/Folio Lr3129/504 Lot 4801 Domain Cir Success Hanlon</p> <p>Lot 4838 On Plan 35880 Volume/Folio Lr3130/359 Lot 4838 Gandossi Ct Success Gandossi</p> <p>Lot 4977 on Plan 38401 Volume/Folio Lr3132/186 - Jackadder Av - Hammond Park Duggan Park</p> <p>Lot 5076 On Plan 40533 Volume/Folio Lr3134/807 Lot 5076 Aubin Grove Blue Boy Park</p> <p>Lot 655 On Plan 19341 Volume/Folio Lr3103/339 Lot 655 O'Farrell Ci Atwell Mosedale Park</p> <p>Lot 656 on Plan 18634 Volume/Folio Lr3145/713 Lot 656 Hoult Mews, Atwell Tapper Reserve</p> <p>Lot 657 On Plan 19338 Volume/Folio Lr3145/714 Lot 657 Lydon Bvd Atwell Tapper Reserve</p> <p>Lot 657 On Plan 19340 Volume/Folio Lr3145/715 Lot 657 Atwell Tapper Reserve</p> <p>Lot 662 On Plan 19645 Volume/Folio Lr3104/910 Lot 662 Carlhausen Ci Atwell Carlhausen Park</p> <p>Lot 669 On Diagram 88144 Volume/Folio Lr3101/867 - Brenchley Dr - Atwell Atwell Reserve</p> <p>Lot 697 On Plan 21189 Volume/Folio Lr3108/795 Lot 697 Hawkesbury Rtt Atwell Freshwater Reserve</p> <p>Lot 698 On Plan 21189 Volume/Folio Lr3108/796 Lot 698 St Claire Gdns Atwell Freshwater Reserve</p> <p>Lot 711 On Plan 193575 Volume/Folio Lr3110/824 Lot 711 Tournier Rtt Atwell Pipeline Reserve</p> <p>Lot 732 On Plan 22643 Volume/Folio Lr3112/789 Lot 732 Kennack Vsta Atwell Kennack Park</p> <p>Lot 764 On Plan 23323 Volume/Folio Lr3114/821 Lot 764 Tozer Loop Atwell Tozer Reserve</p> <p>Lot 770 On Plan 67221 Volume/Folio Lr3159/384 Lot 770 Irvine Pde Hammond Park</p> <p>Lot 776 on Plan 23576 Volume/Folio LR3116/825 Lot 776 Brenchley Dr, Atwell Pipeline Reserve</p> <p>Lot 780 On Diagram 97711 Volume/Folio Lr3117/845 Lot 780 Bartram Rd Atwell Jakovich Reserve</p> <p>Lot 787 on Deposited Plan 412331 - Volume/Folio LR3169/85 - Lot 787 Lewisham Vista Success</p>
--	-------------------------------------------------------------------------------------------------------------------------------------------------------------------------------------------------------------------------------------------------------------------------------------------------------------------------------------------------------------------------------------------------------------------------------------------------------------------------------------------------------------------------------------------------------------------------------------------------------------------------------------------------------------------------------------------------------------------------------------------------------------------------------------------------------------------------------------------------------------------------------------------------------------------------------------------------------------------------------------------------------------------------------------------------------------------------------------------------------------------------------------------------------------------------------------------------------------------------------------------------------------------------------------------------------------------------------------------------------------------------------------------------------------------------------------------------------------------------------------------------------------------------------------------------------------------------------------------------------------------------------------------------------------------------------------------------------------------------------------------------------------------------------------------------------------------------------------------------------------------------------------------------------------------------------------------------------------------------------------------------------------------------------------------------------------------------------------------------------------------------------------------------------------------------------------------------------------------------------------------------------------------------------------------------------------------------------------------------------------------------------------------------------------------------------------------------------------------------------------------------------------------------------------------------------------

This Licence is granted subject to the Rights in Water and Irrigation Regulations 2000.

File No: RF394-05~15

Government of Western Australia  
Department of Water and Environmental Regulation

Page 6 of 7

Instrument No. GWL203203(3)

## LICENCE TO TAKE WATER

Granted by the Minister under section 5C of the Rights in Water and Irrigation Act 1914

	<p>Lot 790 On Plan 68922 Volume/Folio Lr3160/339 Lot 790 Atkins Pde Hammond Park</p> <p>Lot 8001 On Plan 41460 Volume/Folio Lr3035/559 Lot 8001 Makjanich Pl Success Gandossi</p> <p>Lot 8001 On Plan 47619 Volume/Folio Lr3137/304 Lot 8001 Cressida Pwy Success Grasstree Park</p> <p>Lot 8001 On Plan 52119 Volume/Folio Lr3140/232 Lot 8001 Aubin Grove Durango Park</p> <p>Lot 8001 On Plan 60329 Volume/Folio Lr3157/779 Lot 8001 Hammond Rd Success Daviesia Reserve</p> <p>Lot 8002 On Plan 43607 Volume/Folio Lr3137/822 Lot 8002 Cape Le Grand Av Aubin Grove Pearl Flower Park</p> <p>Lot 8002 On Plan 49269 Volume/Folio Lr3137/820 Lot 8002 Aubin Grove Radiata Park</p> <p>LOT 8002 ON PLAN 62257 - Volume/Folio LR3158/803 - Lot 8002 SUCCESS</p> <p>Lot 8003 On Plan 42081 Volume/Folio Lr3135/428 Lot 8003 Success Evelyn Massey</p> <p>Lot 8003 On Plan 48739 Volume/Folio Lr3137/804 Lot 8003 Aubin Grove Tangle Park</p> <p>Lot 8003 On Plan 54239 Volume/Folio 2666/727 Lot 8003 Durango Turn Aubin Grove Durango Park</p> <p>LOT 8003 ON PLAN 62256 - Volume/Folio LR3157/780 - Lot 8003 SUCCESS</p> <p>Lot 8004 On Plan 54239 Volume/Folio Lr3147/629 Lot 8004 Durango Turn Aubin Grove Durango Park</p> <p>Lot 8005 On Plan 42081 Volume/Folio Lr3135/429 Lot 8005 Cressida Pwy Success Rush Park</p> <p>LOT 8005 ON PLAN 62257 - Volume/Folio LR3158/804 - Lot 8005 SUCCESS</p> <p>Lot 8006 On Plan 58335 Volume/Folio Lr3152/788 Lot 8006 Starbush Gdns Success Starbush Gardens</p> <p>Lot 8007 On Plan 54251 Volume/Folio Lr3145/617 Lot 8007 Mariposa Gdns Success Waterbuttons</p> <p>LOT 8007 ON PLAN 62255 - Volume/Folio 2710/873 - Lot 8007 SUCCESS</p> <p>LOT 8008 ON PLAN 62255 - Volume/Folio 2710/874 - Lot 8008 SUCCESS</p> <p>Lot 8009 On Plan 57651 Volume/Folio Lr3151/208 Lot 8009 Aubin Grove Edulis Park</p> <p>LOT 8009 ON PLAN 62255 - Volume/Folio 2710/875 - Lot 8009 SUCCESS</p> <p>Lot 801 on Plan 400381, LR3164/13</p> <p>Lot 8051 On Plan 66999 Volume/Folio Lr3160/354 Lot 8051 Gaebler Rd Aubin Grove Monticola Gardens</p> <p>Lot 810 On Plan 23939 Volume/Folio Lr3121/92 Lot 810 Waters Av Atwell Pipeline Reserve</p> <p>Lot 815 On Plan 22571 Volume/Folio Lr3122/61 Lot 815 Lydon Bvd Atwell Lydon Park</p> <p>Lot 816 On Diagram 100044 Volume/Folio Lr3122/62 Lot 816 Lombe Gdns Atwell Lombe Park</p>
--	------------------------------------------------------------------------------------------------------------------------------------------------------------------------------------------------------------------------------------------------------------------------------------------------------------------------------------------------------------------------------------------------------------------------------------------------------------------------------------------------------------------------------------------------------------------------------------------------------------------------------------------------------------------------------------------------------------------------------------------------------------------------------------------------------------------------------------------------------------------------------------------------------------------------------------------------------------------------------------------------------------------------------------------------------------------------------------------------------------------------------------------------------------------------------------------------------------------------------------------------------------------------------------------------------------------------------------------------------------------------------------------------------------------------------------------------------------------------------------------------------------------------------------------------------------------------------------------------------------------------------------------------------------------------------------------------------------------------------------------------------------------------------------------------------------------------------------------------------------------------------------------------------------------------------------------------------------------------------------------------------------------------------------------------------------------------------------------------------------------------------------------------------------------------------------------------------------------------------------------------------------------------------------------------------------------------------------------------------------------------

This Licence is granted subject to the Rights in Water and Irrigation Regulations 2000.

File No: RF394-05~15



Government of Western Australia  
Department of Water and Environmental Regulation

Page 7 of 7

Instrument No. GWL203203(3)

## LICENCE TO TAKE WATER

Granted by the Minister under section 5C of the Rights in Water and Irrigation Act 1914

	<p>Lot 817 on Diagram 100044 Volume/Folio LR3122/63 Lot 817 Reynardson Ave Atwell Atwell Community Centre</p> <p>Lot 82 On Plan 49453 Volume/Folio Lr3138/511 Lot 82 Aubin Grove Balboa Park</p> <p>Lot 824 on Plan 73736, LR3162/491 - Weetman Rd - Hammond Park</p> <p>Lot 842 On Plan 31535 Volume/Folio Lr3128/130 Lot 842 Serenity Pwy Hammond Park Christmas Tree Park</p> <p>Lot 850 On Plan 27917 Volume/Folio Lr3128/462 Lot 850 Brenchley Dr Atwell Brenchley</p> <p>Lot 865 On Plan 34962 Volume/Folio Lr3130/250 Lot 865 Harvest Lakes Bvd Atwell Goodwill Reserve</p> <p>Lot 875 On Plan 37740 Volume/Folio Lr3130/940 Lot 875 Chorus Cir Atwell Chorus Reserve</p> <p>Lot 877 On Plan 70540 Volume/Folio Lr3161/231 Lot 877 Frankland Av Hammond Park</p> <p>Lot 884 On Plan 39278 Volume/Folio Lr3134/514 Lot 884 Tranquil Gdns Atwell Tranquil Gardens Park</p> <p>Lot 887 On Plan 70540 Volume/Folio Lr3161/232 Lot 887 Piesley St Hammond Park</p> <p>LOT 9053 ON PLAN 36814 - Volume/Folio 2547/758 - Lot 9053 BARTRAM RD SUCCESS</p> <p>Lot 93 On Plan 31381 Volume/Folio 2515/89 Lot 93 Brenchley Dr Atwell Water Corporation Pipeline</p> <p>Lot 94 On Plan 31381 Volume/Folio 2515/90 Lot 94 Brenchley Dr Atwell Water Corporation Pipeline</p>
<b>Duration of Licence</b>	From 12 July 2022 to 7 August 2029

### This Licence is subject to the following terms, conditions and restrictions:

1. The annual water year for water taken under this licence is defined as 1 July to 30 June.
2. The licensee shall not use water for above sprinkler irrigation between 9 am and 6 pm except for the establishment of newly planted areas. For newly planted areas water may be used within these hours for a period of up to 28 consecutive days, commencing from the date of planting.
3. Between 1 June and 31 August in any year, the licence-holder must not water a lawn, garden, or grass-covered area ("turf") by reticulation, provided always that this restriction shall not apply; watering with a hand held hose; or watering, by way of reticulation: golf course tees and greens, turf wickets, bowling greens and active sporting areas; newly planted areas for a period of up to 28 days from the date of planting; for renovating turf; or for maintenance of reticulation systems
4. The licensee shall comply with the commitments of the Water Resource Operating Strategy June 2015- June 2018 as prepared by City of Cockburn and approved by the Department of Water and Environmental Regulation on 26/06/2015, including any modifications to the commitments as approved during the term of the licence.
5. Every 12 Months the licensee shall provide to the Department of Water and Environmental Regulation a Groundwater Monitoring Summary for the preceding water year. The first report is due 30/09/2022.

### End of terms, conditions and restrictions

This Licence is granted subject to the Rights in Water and Irrigation Regulations 2000.

File No: RF8093-1



Government of Western Australia  
Department of Water and Environmental Regulation

Page 1 of 4

Instrument No. GWL49545(11)

## LICENCE TO TAKE WATER

Granted by the Minister under section 5C of the Rights in Water and Irrigation Act 1914

Licensee(s)	City of Cockburn		
Description of Water Resource	Perth Perth - Superficial Swan	Annual Water Entitlement	395,745kL
Location of Water Source	Crown Reserve 24551 Lot 1784 on Plan 6719 - Mortlock St - Hamilton Hill Bakers Square Crown Reserve 26743 Lot 1985 on Plan 7619 - Jakob Pl - Hamilton Hill Jacob Reserve CROWN RESERVE 28611 LOT 2112 ON PLAN 8698 - FORTINI CT HAMILTON HILL Crown Reserve 30992 Lot 2194 on Plan 9338 - Lavinia Cr - Coolbellup Rinaldo Reserve Crown Reserve 34011 Lot 2984 Visser St Coolbellup Crown Reserve 37399 Lot 2651 on Diagram 30091 - Longson St - Hamilton Hill Hobbs Park Crown Reserve 38463 Lot 2745 on Plan 14213 - Rossetti Ct - North Lake Bassett Reserve Crown Reserve 38587 Lot 2759 on Plan 8231 - Hawkes St - Coolbellup Jarvis Park LOT 1932 ON PLAN 7461 - Volume/Folio LR3150/458 - Lot 1932 SAWLE RD HAMILTON HILL LOT 1979 ON PLAN 7668 - Volume/Folio LR3143/552 - Lot 1979 WHEELER RD HAMILTON HILL Lot 2089 On Plan 8639 Volume/Folio Lr3052/53 - Stephano Wy - Coolbellup Tempest Park Lot 2097 On Plan 8704 Volume/Folio Lr3005/259 - Perdita Wy - Coolbellup Perdita Reserve Lot 210 on Plan 7069 - Forrest Rd - Coolbellup LOT 2141 ON PLAN 8705 - Volume/Folio LR3052/231 - Lot 2141 HARGREAVES RD COOLBELLUP LOT 2143 ON DIAGRAM 35809 - Volume/Folio LR3005/35 - Lot 2143 WAVERLEY RD COOLBELLUP LOT 2485 ON DIAGRAM 48027 - Volume/Folio LR3155/843 - Hanlon St - Hamilton Hill LOT 2595 ON PLAN 12742 - Volume/Folio LR3154/524 - Lot 2595 NORTH LAKE LOT 2756 ON PLAN 8383 - Volume/Folio LR3148/352 - Lot 2756 HARTLEY ST COOLBELLUP LOT 2777 ON PLAN 8993 - Volume/Folio LR3148/631 - Lot 2777 MAMILLIUS ST COOLBELLUP LOT 2803 ON PLAN 186983 - Volume/Folio LR3054/288 - Lot 2803 NORTH LAKE RD COOLBELLUP LOT 2979 ON PLAN 191179 - Volume/Folio LR3050/828 - Lot 2979 HEALY RD HAMILTON HILL LOT 300 ON PLAN 48464 - Volume/Folio LR3138/801 - Lot 300 CORDELIA AV COOLBELLUP LOT 4381 ON PLAN 219824 - Volume/Folio LR3110/456 - Lot 4381 STARLING ST HAMILTON HILL Lot 500 On Plan 64235 Volume/Folio Lr3157/71 - Cordelia Av - Coolbellup Community Centre LOT 57 ON PLAN 401037 - Volume/Folio LR3164/645 - Montague Wy Coolbellup Lot 618 On Plan 189879 - Casserly Dr - Leeming Classon Park Lot 62 On Plan 75558 Volume/Folio Lr3163/402 - Scholar Tce - Coolbellup Old Canteen Park Lot 631 On Plan 18276 Volume/Folio Lr3100/439 - Sylvan Cr - Leeming Heatherlea Reserve Lot 649 On Plan 191507 Volume/Folio Lr3101/132 - Casserly Dr - Leeming Brandwood Reserve LOT 729 ON PLAN 22865 - Volume/Folio LR3038/787 - Lot 729 ALLENDALE ENT NORTH LAKE Road Reserve - Pin11812448 - Corner Coolbellup Av and Camillo St Coolbellup Road Reserve - Pin11813845 Waverley St to Coolbellup Av Coolbellup Road Reserve - Pin1259210 - Baker Ct corner Farrington Rd North Lake		

Authorised Activities	Taking of water for	Location of Activity
Irrigation of up to .18 ha of public open space	Irrigation of up to .18 ha of public open space	LOT 42 ON PLAN 408272 - Volume/Folio LR3167/186 - Cordelia Av Coolbellup
		LOT 44 ON PLAN 408272 - Volume/Folio LR3167/187 - Cordelia Av Coolbellup
		Road Reserve - Pin12248164 - Chalk CI Coolbellup
	Irrigation of up to .18 ha of public open space	LOT 2484 ON DIAGRAM 51121 - Volume/Folio LR3155/842 - Hanlon St - Hamilton Hill LOT 2485 ON DIAGRAM 48027 - Volume/Folio LR3155/843 - Hanlon St - Hamilton Hill
Irrigation of up to .2 ha of public open space	Irrigation of up to .2 ha of public open space	Lot 2097 On Plan 8704 Volume/Folio Lr3005/259 - Perdita Wy - Coolbellup Perdita Reserve
		LOT 2881 ON PLAN 15031 - Volume/Folio LR3146/579 - Lot 2881 WHITMORE PL COOLBELLUP

This Licence is granted subject to the Rights in Water and Irrigation Regulations 2000.

File No: RF8093~1



Government of Western Australia  
Department of Water and Environmental Regulation

Page 2 of 4

Instrument No. GWL49545(11)

## LICENCE TO TAKE WATER

Granted by the Minister under section 5C of the Rights in Water and Irrigation Act 1914

Irrigation of up to .6 ha of public open space	CROWN RESERVE 29976 Lot 2270 on Plan 9406 - Waverley Rd - Coolbellup LOT 2143 ON DIAGRAM 35809 - Volume/Folio LR3005/35 - Lot 2143 WAVERLEY RD COOLBELLUP
Irrigation of up to .86 ha of public open space	LOT 57 ON PLAN 401037 - Volume/Folio LR3164/645 - Montague Wy Coolbellup
Irrigation of up to 17.22 ha of public open space	CROWN RESERVE 28611 LOT 2112 ON PLAN 8698 - FORTINI CT HAMILTON HILL Crown Reserve 38587 Lot 2759 on Plan 8231 - Hawkes St - Coolbellup Jarvis Park LOT 1932 ON PLAN 7461 - Volume/Folio LR3150/458 - Lot 1932 SAWLE RD HAMILTON HILL LOT 1979 ON PLAN 7668 - Volume/Folio LR3143/552 - Lot 1979 WHEELER RD HAMILTON HILL Lot 2089 On Plan 8639 Volume/Folio Lr3052/53 - Stephano Wy - Coolbellup Tempest Park LOT 2777 ON PLAN 8993 - Volume/Folio LR3148/631 - Lot 2777 MAMILLIUS ST COOLBELLUP LOT 2803 ON PLAN 186983 - Volume/Folio LR3054/288 - Lot 2803 NORTH LAKE RD COOLBELLUP Lot 61 On Plan 75558 Volume/Folio Lr3163/401 - Scholar Tce - Coolbellup Lot 62 On Plan 75558 Volume/Folio Lr3163/402 - Scholar Tce - Coolbellup Old Canteen Park Lot 63 On Plan 75558 Volume/Folio Lr3163/403 - Hilory St - Coolbellup Lot 649 On Plan 191507 Volume/Folio Lr3101/132 - Casserly Dr - Leeming Brandwood Reserve LOT 728 ON PLAN 23001 - Volume/Folio LR3038/786 - Lot 728 CHESHUNT GDNS NORTH LAKE LOT 729 ON PLAN 22865 - Volume/Folio LR3038/787 - Lot 729 ALLENDALE ENT NORTH LAKE LOT 821 ON PLAN 23680 - Volume/Folio LR3118/686 - Allendale Ent - North Lake LOT 824 ON PLAN 23680 - Volume/Folio LR3122/367 - Allendale Ent - North Lake
Irrigation of up to 29.32 ha of public open space	Crown Reserve 24551 Lot 1784 on Plan 6719 - Mortlock St - Hamilton Hill Bakers Square Crown Reserve 26743 Lot 1985 on Plan 7619 - Jakob Pl - Hamilton Hill Jacob Reserve Crown Reserve 30992 Lot 2194 on Plan 9338 - Lavinia Cr - Coolbellup Rinaldo Reserve CROWN RESERVE 32513 Lot 2295 on Plan 8383 - Hartley St - Coolbellup CROWN RESERVE 36349 - Lot 2691 on Plan 13801 - Palmerose Ct - North Lake Monaco Park Crown Reserve 37399 Lot 2651 on Diagram 30091 - Longson St - Hamilton Hill Hobbs Park Crown Reserve 38463 Lot 2745 on Plan 14213 - Rossetti Ct - North Lake Bassett Reserve LOT 2141 ON PLAN 8705 - Volume/Folio LR3052/231 - Lot 2141 HARGREAVES RD COOLBELLUP

This Licence is granted subject to the Rights in Water and Irrigation Regulations 2000.

File No: RF8093-1



Government of Western Australia  
Department of Water and Environmental Regulation

Page 3 of 4

Instrument No. GWL49545(11)

## LICENCE TO TAKE WATER

Granted by the Minister under section 5C of the Rights in Water and Irrigation Act 1914

		<p>LOT 2595 ON PLAN 12742 - Volume/Folio LR3154/524 - Lot 2595 NORTH LAKE</p> <p>LOT 2756 ON PLAN 8383 - Volume/Folio LR3148/352 - Lot 2756 HARTLEY ST COOLBELLUP</p> <p>LOT 2979 ON PLAN 191179 - Volume/Folio LR3050/828 - Lot 2979 HEALY RD HAMILTON HILL</p> <p>LOT 300 ON PLAN 48464 - Volume/Folio LR3138/801 - Lot 300 CORDELIA AV COOLBELLUP</p> <p>LOT 4381 ON PLAN 219824 - Volume/Folio LR3110/456 - Lot 4381 STARLING ST HAMILTON HILL</p> <p>Lot 500 On Plan 64235 Volume/Folio Lr3157/71 - Cordelia Av - Coolbellup Community Centre</p> <p>Lot 618 On Plan 189879 - Casserly Dr - Leeming Classon Park</p> <p>Lot 631 On Plan 18276 Volume/Folio Lr3100/439 - Sylvan Cr - Leeming Heatherlea Reserve</p>
	Irrigation of up to 3.81 ha of road verge	<p>Crown Reserve 34011 Lot 2984 Visser St Coolbellup</p> <p>Lot 210 on Plan 7069 - Forrest Rd - Coolbellup</p> <p>LOT 210 ON PLAN 8383 - Volume/Folio 2163/576 - Winterfold Rd - Coolbellup</p> <p>LOT 2764 ON PLAN 8383 - Volume/Folio LR3148/372 - Lockett St - Coolbellup</p> <p>LOT 2983 ON PLAN 188794 - Volume/Folio LR3151/344 - Lockett St - Coolbellup</p> <p>Road Reserve - Pin11803933 - Streetscape Farrington Rd - Bibra Drv to Ellendale Ent</p> <p>Road Reserve - Pin11812448 - Corner Coolbellup Av and Camillo St Coolbellup</p> <p>Road Reserve - Pin11813845 Waverley St to Coolbellup Av Coolbellup</p> <p>Road Reserve - Pin11813846 - Streetscape Coolbellup Av - Counsel Rd to Cordelia Av</p> <p>Road Reserve - Pin1259210 - Baker Ct corner Farrington Rd North Lake</p>
<b>Duration of Licence</b>	From 7 March 2023 to 14 August 2029	

**This Licence is subject to the following terms, conditions and restrictions:**

1. The annual water year for water taken under this licence is defined as 1 July to 30 June.
2. Between 1 June and 31 August in any year, the licence-holder must not water a lawn, garden, or grass-covered area ("turf") by reticulation, provided always that this restriction shall not apply; watering with a hand held hose; or watering, by way of reticulation: golf course tees and greens, turf wickets, bowling greens and active sporting areas; newly planted areas for a period of up to 28 days from the date of planting; for renovating turf; or for maintenance of reticulation systems
3. The licensee shall not use water for sprinkler irrigation between 9 am and 6 pm except for the establishment of newly planted areas. For newly planted areas water may be used within these hours for a period of up to 28 consecutive days, commencing from the date of planting.
4. The licensee shall comply with the commitments of the Water Resource Operating Strategy June 2015 - June 2018 as prepared by the City Of Cockburn and approved by the Department of Water and Environmental Regulation on 26/06/2015, including any modifications to the commitments as approved during the term of the licence.

**This Licence is granted subject to the Rights in Water and Irrigation Regulations 2000.**

File No: RF8093~1



Government of **Western Australia**  
Department of **Water and Environmental Regulation**

Page 4 of 4

Instrument No. GWL49545(11)

## LICENCE TO TAKE WATER

Granted by the Minister under section 5C of the Rights in Water and Irrigation Act 1914

---

**This Licence is subject to the following terms, conditions and restrictions:**


5. Every 12 Months the licensee shall provide to the Department of Water and Environmental Regulation a Groundwater Monitoring Summary for the preceding water year. The first report is due 30/09/2023.

**End of terms, conditions and restrictions**

---

---

This Licence is granted subject to the Rights in Water and Irrigation Regulations 2000.



File No: RF394-05~17

Government of Western Australia  
Department of Water and Environmental Regulation

Page 1 of 3

Instrument No. GWL203189(3)

**LICENCE TO TAKE WATER**

Granted by the Minister under section 5C of the Rights in Water and Irrigation Act 1914

<b>Licensee(s)</b>	City of Cockburn		
<b>Description of Water Resource</b>	Jandakot Perth - Superficial Swan	<b>Annual Water Entitlement</b>	351,000kL
<b>Location of Water Source</b>	CROWN RESERVE 48639 Lot 1 On Diagram 67669 Volume/Folio 1696/558 Lot 1 Parkway Rd Bibra Lake Bibra Community Centre Lot 100 on Plan 28543 - SouthLake Drv - South Lake - Lakelands Senior High School LOT 121 ON PLAN 409053 - Volume/Folio LR3167/177 - Lot 121 VETERANS PDE COCKBURN CENTRAL LOT 122 ON DEPOSITED PLAN 409053 - Volume/Folio LR3167/178 - Lot 122 LEGACY WAY COCKBURN CENTRAL LOT 125 ON DEPOSITED PLAN 409053 - Volume/Folio LR3167/180 - Lot 125 Lot 16 On Plan 51288 Volume/Folio Lr3140/798 Lot 16 Cockburn Central Cockburn Central LOT 24 ON PLAN 415482 - Volume/Folio 2964/411 - Lot 24 CUTLER RD JANDAKOT LOT 25 ON PLAN 415482 - Volume/Folio 2964/412 - Lot 25 CUTLER RD JANDAKOT Lot 259 On Plan 33071 Volume/Folio Lr3123/292 Lot 259 North Lake Rd South Lake Anning Park Lot 2883 On Plan 15279 Volume/Folio Lr3146/570 Lot 2883 South Lake Lucken Reserve LOT 405 ON PLAN 400928 - Lot 405 WENTWORTH PDE SUCCESS Lot 4761 On Plan 31209 Volume/Folio Lr3128/250 Lot 4761 Sycamore Av South Lake Sycamore Park Lot 4892 On Plan 36797 Volume/Folio Lr3120/705 Lot 4892 Koojarra Rise South Lake Koojarra Reserve LOT 493 ON DIAGRAM 54953 - Lot 493 PARKWAY RD BIBRA LAKE LOT 50 ON PLAN 9782 - Volume/Folio 2757/316 - Lot 50 SOUTH LAKE DR SOUTH LAKE Lot 52 On Plan 211310 Volume/Folio Lr3015/471 Lot 52 Buckley St Cockburn Central LOT 604 ON PLAN 16600 - Lot 604 WINEBERRY LOOP SOUTH LAKE LOT 605 ON PLAN 16600 - Lot 605 BLOODWOOD CIR SOUTH LAKE Lot 650 On Plan 18962 Volume/Folio Lr3102/503 Lot 650 Shoalhaven Rise Success Michigan Reserve LOT 722 ON PLAN 22781 - Lot 722 LAKERIDGE DR COCKBURN CENTRAL LOT 8001 ON PLAN 415251 - Volume/Folio LR3170/337 - Lot 8001 PADDOCK PDE COCKBURN CENTRAL LOT 8002 ON PLAN 402390 - Volume/Folio LR3164/677 - Lot 8002 DELARONDE DR SUCCESS LOT 804 ON PLAN 41233 - Volume/Folio 2577/569 - Lot 804 LOT 9002 ON PLAN 65563 - Volume/Folio 2797/690 - Lot 9002 LOT 9006 ON DEPOSITED PLAN 415990 - Volume/Folio 2968/608 - Lot 9006 Road Reserve - Pin11112580 Road Reserve - Pin11615780 - Streetscapes Beeliar Drv - Cockburn Central Road Reserve - Pin11870276 Road Reserve - Pin12121051		

<b>Authorised Activities</b>	<b>Taking of water for</b>	<b>Location of Activity</b>
	Dust suppression for earthworks and construction purposes	LOT 8002 ON PLAN 402390 - Volume/Folio LR3164/677 - Lot 8002 DELARONDE DR SUCCESS
	Establish of specific area public open space	LOT 125 ON DEPOSITED PLAN 409053 - Volume/Folio LR3167/180 - Lot 125
	Irrigation of up to .1 ha of public open space	Lot 16 On Plan 51288 Volume/Folio Lr3140/798 Lot 16 Cockburn Central Cockburn Central
	Irrigation of up to .1 ha of public open space	Lot 650 On Plan 18962 Volume/Folio Lr3102/503 Lot 650 Shoalhaven Rise Success Michigan Reserve
	Irrigation of up to .2 ha of lawns and gardens	Lot 1 On Diagram 67669 Volume/Folio 1696/558 Lot 1 Parkway Rd Bibra Lake Bibra Community Centre
	Irrigation of up to .28 ha of lawns and gardens	LOT 405 ON PLAN 400928 - Lot 405 WENTWORTH PDE SUCCESS LOT 406 ON PLAN 400928 - Lot 406 WENTWORTH PDE SUCCESS

This Licence is granted subject to the Rights in Water and Irrigation Regulations 2000.

File No: RF394-05~17

Government of Western Australia  
Department of Water and Environmental Regulation

Page 2 of 3

Instrument No. GWL203189(3)

**LICENCE TO TAKE WATER**

Granted by the Minister under section 5C of the Rights in Water and Irrigation Act 1914

Irrigation of up to .3 ha of lawns and gardens	Lot 52 On Plan 211310 Volume/Folio Lr3015/471 Lot 52 Buckley St Cockburn Central
Irrigation of up to .3 ha of public open space	LOT 604 ON PLAN 16600 - Lot 604 WINEBERRY LOOP SOUTH LAKE
Irrigation of up to .32 ha of public open space	LOT 722 ON PLAN 22781 - Lot 722 LAKERIDGE DR COCKBURN CENTRAL
Irrigation of up to .6 ha of road verge	Road Reserve - Pin11615780 - Streetscapes Beeliar Drv - Cockburn Central
Irrigation of up to .9 ha of road verge	Road Reserve - Pin1133356 - Streetscapes Wentworth Pde - Success Road Reserve - Pin11953203 - Streetscapes Alabaster Drv - Success
Irrigation of up to 0.26 ha of road verge	CROWN RESERVE 48639  LOT 24 ON PLAN 415482 - Volume/Folio 2964/411 - Lot 24 CUTLER RD JANDAKOT LOT 25 ON PLAN 415482 - Volume/Folio 2964/412 - Lot 25 CUTLER RD JANDAKOT LOT 804 ON PLAN 41233 - Volume/Folio 2577/569 - Lot 804  LOT 9002 ON PLAN 65563 - Volume/Folio 2797/690 - Lot 9002  Road Reserve - Pin11112580  Road Reserve - Pin11870276  Road Reserve - Pin12121051
Irrigation of up to 1 ha of public open space	LOT 4757 ON PLAN 30594 - Lot 4757 KOOJARRA RISE SOUTH LAKE Lot 4892 On Plan 36797 Volume/Folio Lr3120/705 Lot 4892 Koojarra Rise South Lake Koojara Reserve
Irrigation of up to 1.4 ha of public open space	Lot 2883 On Plan 15279 Volume/Folio Lr3146/570 Lot 2883 South Lake Lucken Reserve
Irrigation of up to 1.5 ha of public open space	LOT 111 ON PLAN 42251 - Lot 111 TARWHINE CL SOUTH LAKE  LOT 300 ON PLAN 42251 - Lot 300 TARWHINE CL SOUTH LAKE  LOT 3000 ON PLAN 45165 - Lot 3000 CORALGUM GRN SOUTH LAKE LOT 4366 ON PLAN 21510 - Lot 4366 SYCAMORE AV SOUTH LAKE LOT 4716 ON PLAN 27011 - Lot 4716 KABBARLI CT SOUTH LAKE LOT 4759 ON PLAN 31511 - Lot 4759 MARRA WAY SOUTH LAKE Lot 4761 On Plan 31209 Volume/Folio Lr3128/250 Lot 4761 Sycamore Av South Lake Sycamore Park LOT 923 ON PLAN 45165 - Lot 923 CORALGUM GRN SOUTH LAKE
Irrigation of up to 1.5 ha of public open space	LOT 651 ON PLAN 19084 - Lot 651 JUBILEE AV SUCCESS

This Licence is granted subject to the Rights in Water and Irrigation Regulations 2000.

File No: RF394-05~17

Government of Western Australia  
Department of Water and Environmental Regulation

Page 3 of 3

Instrument No. GWL203189(3)

**LICENCE TO TAKE WATER**

Granted by the Minister under section 5C of the Rights in Water and Irrigation Act 1914

Irrigation of up to 10.1 ha of public open space	LOT 8001 ON PLAN 415251 - Volume/Folio LR3170/337 - Lot 8001 PADDOCK PDE COCKBURN CENTRAL LOT 8002 ON PLAN 402390 - Volume/Folio LR3164/677 - Lot 8002 DELARONDE DR SUCCESS LOT 8006 ON PLAN 409666 - Volume/Folio LR3168/264 - Lot 8006
Irrigation of up to 2 ha of public open space	LOT 493 ON DIAGRAM 54953 - Lot 493 PARKWAY RD BIBRA LAKE
Irrigation of up to 3 ha of public open space	LOT 605 ON PLAN 16600 - Lot 605 BLOODWOOD CIR SOUTH LAKE LOT 611 ON DIAGRAM 77579 - Lot 611 BLOODWOOD CIR SOUTH LAKE
Irrigation of up to 4 ha of public open space	LOT 50 ON PLAN 9782 - Volume/Folio 2757/316 - Lot 50 SOUTH LAKE DR SOUTH LAKE
Irrigation of up to 4.1 ha of public open space	LOT 122 ON DEPOSITED PLAN 409053 - Volume/Folio LR3167/178 - Lot 122 LEGACY WAY COCKBURN CENTRAL LOT 123 ON DEPOSITED PLAN 411715 - Volume/Folio LR3168/372 - Lot 123 Remembrance Ave
Irrigation of up to 4.5 ha of recreation areas	Lot 100 on Plan 28543 - SouthLake Drv - South Lake - Lakelands Senior High School Lot 3028 On Plan 16996 Volume/Folio Lr3013/186 Lot 3028 South Lake Lakelands Reserve
Irrigation of up to 5.07ha ovals and playing fields	LOT 121 ON PLAN 409053 - Volume/Folio LR3167/177 - Lot 121 VETERANS PDE COCKBURN CENTRAL
Irrigation of up to 6 ha of recreation areas	Lot 259 On Plan 33071 Volume/Folio Lr3123/292 Lot 259 North Lake Rd South Lake Anning Park LOT 288 ON PLAN 107760 - Lot 288 SOUTH LAKE  LOT 2975 ON PLAN 173870 - Lot 2975 NORTH LAKE RD SOUTH LAKE LOT 598 ON PLAN 167305 - Lot 598 NORTH LAKE RD SOUTH LAKE
<b>Duration of Licence</b>	From 23 January 2023 to 4 August 2029

**This Licence is subject to the following terms, conditions and restrictions:**

- The annual water year for water taken under this licence is defined as 1 July to 30 June.
- The licensee shall not use water for sprinkler irrigation between 9 am and 6 pm except for the establishment of newly planted areas. For newly planted areas water may be used within these hours for a period of up to 28 consecutive days, commencing from the date of planting.
- Between 1 June and 31 August in any year, the licence-holder must not water a lawn, garden, or grass-covered area ("turf") by reticulation, provided always that this restriction shall not apply; watering with a hand held hose; or watering, by way of reticulation: golf course tees and greens, turf wickets, bowling greens and active sporting areas; newly planted areas for a period of up to 28 days from the date of planting; for renovating turf; or for maintenance of reticulation systems
- The licensee shall comply with the commitments of Water Resource Operating Strategy June 2015 - June 2018 as prepared by City of Cockburn and approved by the Department of Water and Environmental Regulation on 26/06/2015, including any modifications to the commitments as approved during the term of the licence.
- Every 12 Months the licensee shall provide to the Department of Water and Environmental Regulation a Groundwater Monitoring Summary for the preceding water year. The first report is due 30/09/2023.

**End of terms, conditions and restrictions****This Licence is granted subject to the Rights in Water and Irrigation Regulations 2000.**

File No: RF394-05~8



Government of Western Australia  
Department of Water and Environmental Regulation

Page 1 of 2

Instrument No. GWL203196(3)

## LICENCE TO TAKE WATER

Granted by the Minister under section 5C of the Rights in Water and Irrigation Act 1914

<b>Licensee(s)</b>	City of Cockburn		
<b>Description of Water Resource</b>	Jandakot Perth - Superficial Swan	<b>Annual Water Entitlement</b>	112,470kL
<b>Location of Water Source</b>	Lot 4268 On Plan 21401 Volume/Folio Lr3107/840 Lot 4268 Glen Iris Dr Jandakot Bunker Gardens LOT 661 ON PLAN 19594 - Turnbury Park Dr - Jandakot LOT 700 ON PLAN 193166 - Jandakot - Dean Park Lot 703 On Plan 219619 Volume/Folio Lr3109/858 Lot 703 Jandakot Yarra Vista Park Lot 706 On Plan 22060 Volume/Folio Lr3036/847 Lot 706 Riversdale Pass Jandakot Fairway Park LOT 8021 ON DEPOSITED PLAN 410148 - Volume/Folio LR3168/31 - Lot 8021 Lot 831 On Diagram 96391 Volume/Folio Lr3127/258 Lot 831 Jandakot Princep Park LOT 9031 ON PLAN 54269 - Volume/Folio 2926/504 - Lot 9031 TREEBY Road Reserve - Pin 1153112 - Streetscapes Glen Iris Dr - Jandakot Road Reserve - Pin 1169487 - Streetscapes Glen Iris Dr - Jandakot Road Reserve - Pin 1187103 - Streetscapes Turnbury Park Dr - Jandakot		

Authorised Activities	Taking of water for	Location of Activity
	Irrigation of up to .5 ha of public open space	Lot 706 On Plan 22060 Volume/Folio Lr3036/847 Lot 706 Riversdale Pass Jandakot Fairway Park
	Irrigation of up to .7 ha of public open space	Lot 4268 On Plan 21401 Volume/Folio Lr3107/840 Lot 4268 Glen Iris Dr Jandakot Bunker Gardens
	Irrigation of up to 1 ha of road verge	Road Reserve - Pin 1153112 - Streetscapes Glen Iris Dr - Jandakot Road Reserve - Pin 1169487 - Streetscapes Glen Iris Dr - Jandakot Road Reserve - Pin 1187083 - Streetscapes Glen Iris Dr - Jandakot Road Reserve - Pin 1187092 - Streetscapes Dean Rd - Jandakot Road Reserve - Pin 1187103 - Streetscapes Turnbury Park Dr - Jandakot Road Reserve - Pin 1187109 - Streetscapes Hartwell Pde - Jandakot Road Reserve - Pin 1187129 - Streetscapes Dean Rd - Jandakot Road Reserve - Pin 1199586 - Streetscapes Twin Waters Ps - Jandakot
	Irrigation of up to 5.1 ha of public open space	LOT 8014 ON DEPOSITED PLAN 413125 - Volume/Folio LR3170/134 - Lot 8014 LOT 8022 ON DEPOSITED PLAN 410148 - Volume/Folio LR3168/32 LOT 8024 ON DEPOSITED PLAN 414506 - Volume/Folio LR3170/263 - Lot 8024 LOT 9031 ON PLAN 54269 - Volume/Folio 2926/504 - Lot 9031 TREEBY LOT 9539 ON PLAN 403472 - Volume/Folio 2939/775 - Lot 9539 TREEBY Road Reserve - Pin12138388

This Licence is granted subject to the Rights in Water and Irrigation Regulations 2000.

File No: RF394-05~8



Government of Western Australia  
Department of Water and Environmental Regulation

Page 2 of 2

Instrument No. GWL203196(3)

## LICENCE TO TAKE WATER

Granted by the Minister under section 5C of the Rights in Water and Irrigation Act 1914

		Road Reserve - Pin12162122
		Road Reserve - Pin12163727
		Road Reserve - Pin12277735
		Road Reserve - Pin12281721
		Road Reserve - Pin12290712
		Road Reserve - Pin12325483
		Road Reserve - Pin12327438
		Road Reserve - Pin12349932
	Irrigation of up to 6.3 ha of public open space	LOT 661 ON PLAN 19594 - Turnbury Park Dr - Jandakot
		Lot 699 On Plan 19792 Volume/Folio Lr3047/743 Lot 699 Kooyonga Crss Jandakot Capricorn Park
		LOT 700 ON PLAN 193166 - Jandakot - Dean Park
		Lot 703 On Plan 219619 Volume/Folio Lr3109/858 Lot 703 Jandakot Yarra Vista Park
		Lot 831 On Diagram 96391 Volume/Folio Lr3127/258 Lot 831 Jandakot Princep Park
<b>Duration of Licence</b>	From 16 December 2020 to 5 August 2029	

**This Licence is subject to the following terms, conditions and restrictions:**

1. The annual water year for water taken under this licence is defined as 1 July to 30 June.
2. Between 1 June and 31 August in any year, the licence-holder must not water a lawn, garden, or grass-covered area ("turf") by reticulation, provided always that this restriction shall not apply; watering with a hand held hose; or watering, by way of reticulation: golf course tees and greens, turf wickets, bowling greens and active sporting areas; newly planted areas for a period of up to 28 days from the date of planting; for renovating turf; or for maintenance of reticulation systems
3. The licensee shall not use water for sprinkler irrigation between 9 am and 6 pm except for the establishment of newly planted areas. For newly planted areas water may be used within these hours for a period of up to 28 consecutive days, commencing from the date of planting.
4. The licensee shall comply with the commitments of the Water Resource Operating Strategy June 2015- June 2018 as prepared by City of Cockburn and approved by the Department of Water and Environmental Regulation on 26/06/2015, including any modifications to the commitments as approved during the term of the licence.
5. Every 12 Months the licensee shall provide to the Department of Water and Environmental Regulation a Groundwater Monitoring Summary for the preceding water year. The first report is due 01/08/2020.
6. The City of Cockburn is to provide a revised operating strategy to the Department of Water and Environmental Regulation in accordance with Operational Policy 5.08 'Use of Operating Strategies in the water licensing process'.

**End of terms, conditions and restrictions**

**This Licence is granted subject to the Rights in Water and Irrigation Regulations 2000.**

File No: RF8091~1

Government of Western Australia  
Department of Water and Environmental Regulation

Page 1 of 2

Instrument No. GWL202853(3)

**LICENCE TO TAKE WATER**

Granted by the Minister under section 5C of the Rights in Water and Irrigation Act 1914

<b>Licensee(s)</b>	City of Cockburn		
<b>Description of Water Resource</b>	Jandakot Perth - Superficial Swan	<b>Annual Water Entitlement</b>	53,731kL
<b>Location of Water Source</b>	LOT 8004 ON PLAN 402663 - Volume/Folio LR3165/48 - Lot 8004 CLEMENTINE BVD TREEBY LOT 8010 ON PLAN 407061 - Volume/Folio LR3166/684 - Lot 8010 SUNSTONE BVD TREEBY LOT 8016 ON PLAN 405787 - Volume/Folio LR3168/888 - Lot 8016 SAPPHIRE DR TREEBY LOT 8019 ON DEPOSITED PLAN 415256 - Volume/Folio LR3170/351 - Lot 8019 LOT 8021 ON DEPOSITED PLAN 410148 - Volume/Folio LR3168/31 - Lot 8021		

<b>Authorised Activities</b>	<b>Taking of water for</b>	<b>Location of Activity</b>
	Irrigation of up to 0.1 ha of public open space	CROWN RESERVE 52864  LOT 3098 ON PLAN 416946 - Volume/Folio 2971/137 - Lot 3098 CLEMENTINE BVD TREEBY Road Reserve - Pin12266927  Road Reserve - Pin12266928  Road Reserve - Pin12272469
	Irrigation of up to 0.72 ha of public open space	LOT 8004 ON PLAN 402663 - Volume/Folio LR3165/48 - Lot 8004 CLEMENTINE BVD TREEBY LOT 8005 ON PLAN 406025 - Volume/Folio LR3167/619 - Lot 8005 CLEMENTINE BVD TREEBY LOT 8010 ON PLAN 407061 - Volume/Folio LR3166/684 - Lot 8010 SUNSTONE BVD TREEBY LOT 8011 ON PLAN 407405 - Volume/Folio LR3167/460 - Lot 8011 MARBLE ST TREEBY LOT 8021 ON DEPOSITED PLAN 410148 - Volume/Folio LR3168/31 - Lot 8021 LOT 8022 ON DEPOSITED PLAN 410148 - Volume/Folio LR3168/32 Road Reserve - Pin11871424
	Irrigation of up to 0.86 ha of public open space	CROWN RESERVE 52864  LOT 8016 ON PLAN 405787 - Volume/Folio LR3168/888 - Lot 8016 SAPPHIRE DR TREEBY
	Irrigation of up to 1.7 ha of native plants	Road Reserve - Pin12138388  Road Reserve - Pin12162122  Road Reserve - Pin12163727  Road Reserve - Pin12325483  Road Reserve - Pin12327438
	Irrigation of up to 2.76ha ovals and playing fields	LOT 8019 ON DEPOSITED PLAN 415256 - Volume/Folio LR3170/351 - Lot 8019

This Licence is granted subject to the Rights in Water and Irrigation Regulations 2000.

File No: RF8091~1



Government of Western Australia  
Department of Water and Environmental Regulation

Page 2 of 2

Instrument No. GWL202853(3)

## LICENCE TO TAKE WATER

Granted by the Minister under section 5C of the Rights in Water and Irrigation Act 1914

Duration of Licence	From 17 March 2021 to 5 August 2029
---------------------	-------------------------------------

**This Licence is subject to the following terms, conditions and restrictions:**

1. The annual water year for water taken under this licence is defined as 1 July to 30 June.
2. The licensee shall not use water for sprinkler irrigation between 9 am and 6 pm except for the establishment of newly planted areas. For newly planted areas water may be used within these hours for a period of up to 28 consecutive days, commencing from the date of planting.
3. Between 1 June and 31 August in any year, the licence-holder must not water a lawn, garden, or grass-covered area ("turf") by reticulation, provided always that this restriction shall not apply to watering with a hand held hose; or watering, by way of reticulation: newly planted areas for a period of up to 28 days from the date of planting; for renovating turf; or for maintenance of reticulation systems.
4. Every 12 Months the licensee shall provide to the Department of Water and Environmental Regulation a Groundwater Monitoring Summary for the preceding water year. The first report is due 01/08/2021.
5. The licensee shall comply with the commitments of the Water Resource Operating Strategy June 2015-June2018 as prepared by City of Cockburn and approved by the Department of Water and Environmental Regulation on 26/06/2015, including any modifications to the commitments as approved during the term of the licence.

**End of terms, conditions and restrictions**

This Licence is granted subject to the Rights in Water and Irrigation Regulations 2000.

File No: RF394-05~14

Government of Western Australia  
Department of Water and Environmental Regulation

Page 1 of 1

Instrument No. GWL155669(13)

**LICENCE TO TAKE WATER**

Granted by the Minister under section 5C of the Rights in Water and Irrigation Act 1914

<b>Licensee(s)</b>	City of Cockburn		
<b>Description of Water Resource</b>	Jandakot Perth - Superficial Swan	<b>Annual Water Entitlement</b>	22,530kL
<b>Location of Water Source</b>	Crown Reserve 53786		

<b>Authorised Activities</b>	<b>Taking of water for</b>	<b>Location of Activity</b>
	Irrigation of up to 1.79 ha of public open space	Crown Reserve 53786  Crown Reserve 53831  LOT 1509 ON PLAN 419066 - Volume/Folio 2989/743 - Lot 1509 TORWOOD AV TREEBY LOT 8027 ON PLAN 414098 - Volume/Folio LR3171/77 - Lot 8027 MUDSTONE RD TREEBY LOT 8028 ON PLAN 414098 - Volume/Folio LR3171/78 - Lot 8028 CATSEYE WALK TREEBY LOT 8029 ON DEPOSITED PLAN 414098 - Volume/Folio LR3171/79 - Lot 8029 Road Reserve - Pin11871423  Road Reserve - Pin1203665  Road Reserve - Pin12277735  Road Reserve - Pin12290712  Road Reserve - Pin12366808  Road Reserve - Pin12370158  Road Reserve - Pin12380215
<b>Duration of Licence</b>	From 18 May 2022 to 3 December 2023	

**This Licence is subject to the following terms, conditions and restrictions:**

1. The annual water year for water taken under this licence is defined as 1 July to 30 June.
2. The licensee shall not use water for sprinkler irrigation between 9 am and 6 pm except for the establishment of newly planted areas. For newly planted areas water may be used within these hours for a period of up to 28 consecutive days, commencing from the date of planting.
3. Between 1 June and 31 August in any year, the licence-holder must not water a lawn, garden, or grass-covered area ("turf") by reticulation, provided always that this restriction shall not apply; watering with a hand held hose; or watering, by way of reticulation: golf course tees and greens, turf wickets, bowling greens and active sporting areas; newly planted areas for a period of up to 28 days from the date of planting; for renovating turf; or for maintenance of reticulation systems
4. The licensee shall comply with the commitments of the Water Resource Operating Strategy June 2015 - June 2018 as prepared by City of Cockburn and approved by the Department of Water and Environmental Regulation on 26/06/2015, including any modifications to the commitments as approved during the term of the licence.

**End of terms, conditions and restrictions****This Licence is granted subject to the Rights in Water and Irrigation Regulations 2000.**

File No: RF394-05~20

Government of Western Australia  
Department of Water and Environmental Regulation

Page 1 of 2

Instrument No. GWL203255(5)

**LICENCE TO TAKE WATER**

Granted by the Minister under section 5C of the Rights in Water and Irrigation Act 1914

<b>Licensee(s)</b>	City of Cockburn		
<b>Description of Water Resource</b>	Cockburn Perth - Superficial Swan	<b>Annual Water Entitlement</b>	118,351kL
<b>Location of Water Source</b>	LOT 2 ON DIAGRAM 17998 - Volume/Folio 1824/46 - Lot 2 WATTLEUP Henderson - Henderson Landfill Site Lot 202 On Plan 60443 Volume/Folio 2705/369 Lot 202 Rockingham Rd Henderson Henderson Landfill Site LOT 2022 ON PLAN 27846 - Volume/Folio LR3005/250 - Lot 2022 FRANKLAND AV HAMMOND PARK Lot 235 On Plan 226117 Volume/Folio 1824/45 Lot 235 Dalison Av Henderson Henderson Landfill Site LOT 78 ON PLAN 405773 - Volume/Folio LR3166/690 - Lot 78 TERAMO ST HAMMOND PARK Lot 8000 on Plan 416340 Volume/Folio (LR3170/641) - 2 Canary Drive Hammond Park WA 6164 Lot 8001 On Plan 400205 Volume/Folio Lr3165/596 Lot 8001 Marquis St Hammond Park Marquis Park LOT 8002 ON PLAN 410851 - Volume/Folio LR3168/625 - Lot 8002 DICKERSON LOOP HAMMOND PARK Road Reserve - Pin 11497889 - Sparks Road Henderson		

Authorised Activities	Taking of water for	Location of Activity
	Dust suppression for industrial purposes	LOT 2 ON DIAGRAM 17998 - Volume/Folio 1824/46 - Lot 2 WATTLEUP Henderson - Henderson Landfill Site Lot 202 On Plan 60443 Volume/Folio 2705/369 Lot 202 Rockingham Rd Henderson Henderson Landfill Site Lot 235 On Plan 226117 Volume/Folio 1824/45 Lot 235 Dalison Av Henderson Henderson Landfill Site
	Irrigation of road verge	Road Reserve - Pin 11497889 - Sparks Road Henderson Road Reserve - Pin 11497890 - Quill Way Henderson Road Reserve - Pin 11497891 - Nautical Drive, Henderson Road Reserve - Pin 11826639 - Welding Pass Henderson Road Reserve - Pin11976777 Road Reserve - Pin12291239 Road Reserve - Pin12332263 Road Reserve - Pin1376147
	Irrigation of up to .14 ha of public open space	Lot 8001 On Plan 400205 Volume/Folio Lr3165/596 Lot 8001 Marquis St Hammond Park Marquis Park
	Irrigation of up to .2 ha of lawns and gardens	Lot 202 On Plan 60443 Volume/Folio 2705/369 Lot 202 Rockingham Rd Henderson Henderson Landfill Site
	Irrigation of up to .26 ha of public open space	Crown Reserve 52137 Lot 8002 on Plan 400205, Volume/Folio LR3165/597 - Marquis Rd - Hammond Park
	Irrigation of up to .3 ha of public open space	LOT 78 ON PLAN 405773 - Volume/Folio LR3166/690 - Lot 78 TERAMO ST HAMMOND PARK
	Irrigation of up to .3 ha of public open space	Road Reserve - Pin12353480 Road Reserve - Pin12380520

This Licence is granted subject to the Rights in Water and Irrigation Regulations 2000.

File No: RF394-05~20



Government of Western Australia  
Department of Water and Environmental Regulation

Page 2 of 2

Instrument No. GWL203255(5)

## LICENCE TO TAKE WATER

Granted by the Minister under section 5C of the Rights in Water and Irrigation Act 1914

	Irrigation of up to .33 ha of public open space	LOT 8002 ON PLAN 410851 - Volume/Folio LR3168/625 - Lot 8002 DICKERSON LOOP HAMMOND PARK
	Irrigation of up to .98 ha of public open space	LOT 8003 ON PLAN 409659 - Volume/Folio LR3167/538 - Lot 8003 DICKERSON LOOP HAMMOND PARK LOT 8004 ON PLAN 413426 - Volume/Folio LR3169/73 - Lot 8004
	Irrigation of up to 0.6 ha of public open space	Lot 8000 on Plan 416340 Volume/Folio (LR3170/641) - 2 Canary Drive Hammond Park WA 6164 LOT 8001 ON PLAN 416340 - Volume/Folio LR3170/642 - Lot 8001 MCPHEE RD HAMMOND PARK LOT 8005 ON PLAN 421986 - Volume/Folio LR3174/275 - Lot 8005 MCPHEE RD HAMMOND PARK Road Reserve - Pin12298073 Road Reserve - Pin12304761
	Irrigation of up to 3.46 ha of public open space	LOT 2022 ON PLAN 27846 - Volume/Folio LR3005/250 - Lot 2022 FRANKLAND AV HAMMOND PARK
Duration of Licence	From 12 July 2023 to 14 August 2029	

**This Licence is subject to the following terms, conditions and restrictions:**

1. The annual water year for water taken under this licence is defined as 1 July to 30 June.
2. Between 1 June and 31 August in any year, the licence-holder must not water a lawn, garden, or grass-covered area ("turf") by reticulation, provided always that this restriction shall not apply; watering with a hand held hose; or watering, by way of reticulation: golf course tees and greens, turf wickets, bowling greens and active sporting areas; newly planted areas for a period of up to 28 days from the date of planting; for renovating turf; or for maintenance of reticulation systems
3. The licensee shall not use water for sprinkler irrigation between 9 am and 6 pm except for the establishment of newly planted areas. For newly planted areas water may be used within these hours for a period of up to 28 consecutive days, commencing from the date of planting.
4. The licensee shall comply with the commitments of the Water Resource Operating Strategy June 2015- June 2018 as prepared by City of Cockburn and approved by the Department of Water and Environmental Regulation on 26/06/2015, including any modifications to the commitments as approved during the term of the licence.
5. Every 12 Months the licensee shall provide to the Department of Water and Environmental Regulation a Groundwater Monitoring Summary for the preceding water year. The first report is due 30/09/2023.

**End of terms, conditions and restrictions**

This Licence is granted subject to the Rights in Water and Irrigation Regulations 2000.

File No: RF394-05



Government of Western Australia  
Department of Water and Environmental Regulation

Page 1 of 1

Instrument No. GWL203204(1)

## LICENCE TO TAKE WATER

Granted by the Minister under section 5C of the Rights in Water and Irrigation Act 1914

<b>Licensee(s)</b>	City of Cockburn		
<b>Description of Water Resource</b>	Jandakot Perth - Superficial Swan	<b>Annual Water Entitlement</b>	28,250kL
<b>Location of Water Source</b>	Lot 414 On Plan 226040 Volume/Folio Lr3136/703 - Oxley Rd - Banjup Lot 843 On Plan 33813 Volume/Folio Lr3128/175 Lot 843 Callistemon App Atwell Kurrajong Park Road Reserve - Gibbs Rd near Tapper Rd - Pin 1188888		

Authorised Activities	Taking of water for	Location of Activity
	Domestic use	Lot 414 On Plan 226040 Volume/Folio Lr3136/703 - Oxley Rd - Banjup
	Dust suppression for earthworks and construction purposes	Lot 414 On Plan 226040 Volume/Folio Lr3136/703 - Oxley Rd - Banjup
	Firefighting purposes	Lot 414 On Plan 226040 Volume/Folio Lr3136/703 - Oxley Rd - Banjup
	Irrigation of up to .3 ha of public open space	Lot 414 On Plan 226040 Volume/Folio Lr3136/703 - Oxley Rd - Banjup
	Irrigation of up to .58 ha of road verge	Lot 2168 on Deposited Plan 69449 - Flourish Lp - Atwell  Lot 2169 On Plan 69449 Volume/Folio Lr3160/941 Lot 2169 Flourish Loop Atwell Flourish Loop Paw Road Reserve - Bendee Dr - Pin 11018365  Road Reserve - Sedge Link east - Pin11159463  Road Reserve - Sedge Link west - Pin11069952
	Irrigation of up to 2 ha of public open space	Lot 843 On Plan 33813 Volume/Folio Lr3128/175 Lot 843 Callistemon App Atwell Kurrajong Park
<b>Duration of Licence</b>	From 8 August 2019 to 7 August 2029	

### This Licence is subject to the following terms, conditions and restrictions:

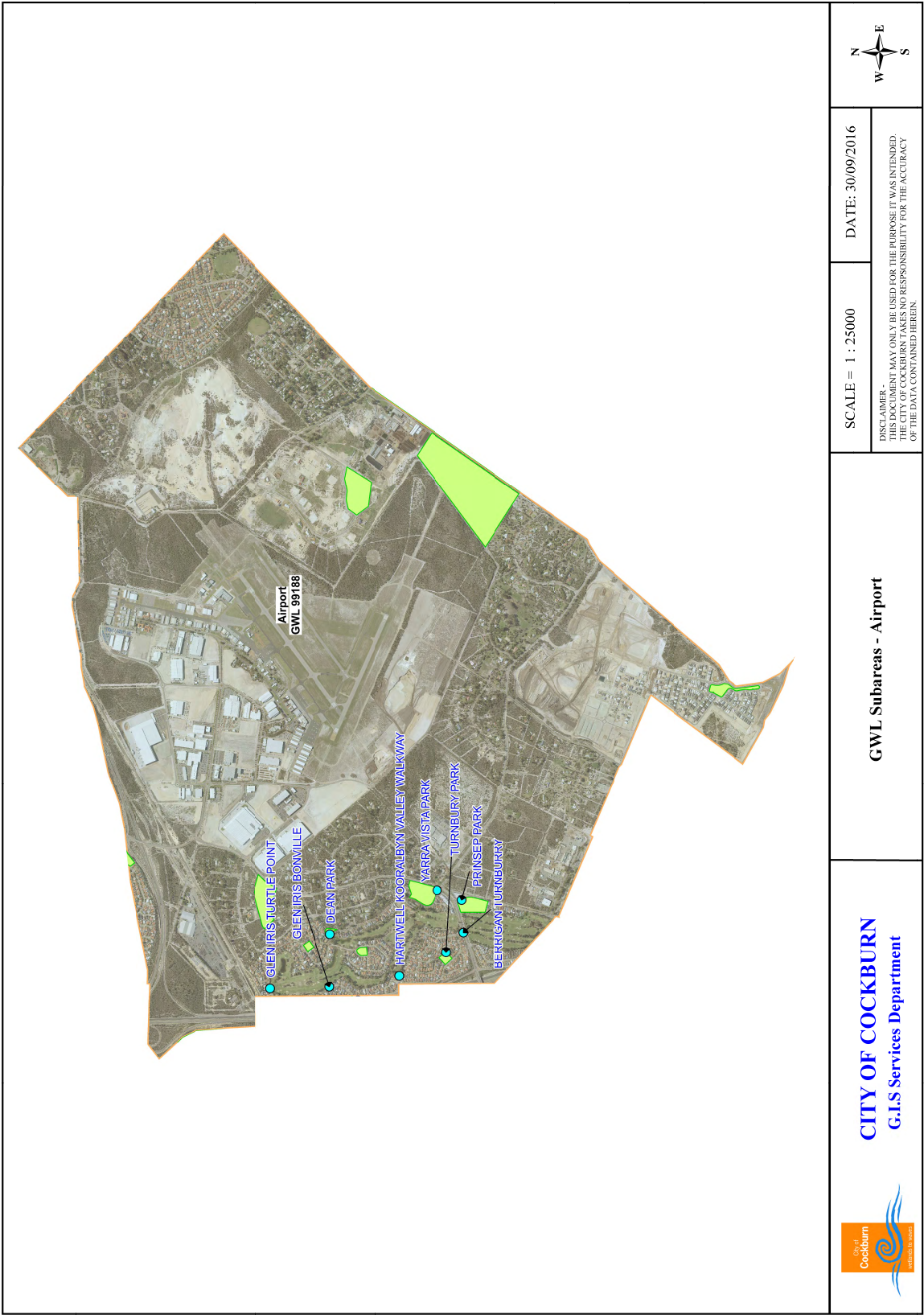
- The annual water year for water taken under this licence is defined as 1 Jul to 30 June.
- The licensee shall comply with the commitments of the Water Resource Operating Strategy June 2015- June 2018 as prepared by City of Cockburn and approved by the Department of Water and Environmental Regulation on 26/06/2015, including any modifications to the commitments as approved during the term of the licence.
- The licensee shall provide a revised operating strategy to the Department of Water and Environmental Regulation for approval by 01/03/2020. The strategy shall be prepared in accordance with Operational Policy 5.08 'Use of Operating Strategies in the water licensing process'.
- Between 1 June and 31 August in any year, the licence-holder must not water a lawn, garden, or grass-covered area ("turf") by reticulation, provided always that this restriction shall not apply to watering with a hand held hose; or watering, by way of reticulation: newly planted areas for a period of up to 28 days from the date of planting; for renovating turf; or for maintenance of reticulation systems.
- The licensee shall not use water for sprinkler irrigation between 9 am and 6 pm except for the establishment of newly planted areas. For newly planted areas water may be used within these hours for a period of up to 28 consecutive days, commencing from the date of planting.

### End of terms, conditions and restrictions



This Licence is granted subject to the Rights in Water and Irrigation Regulations 2000.

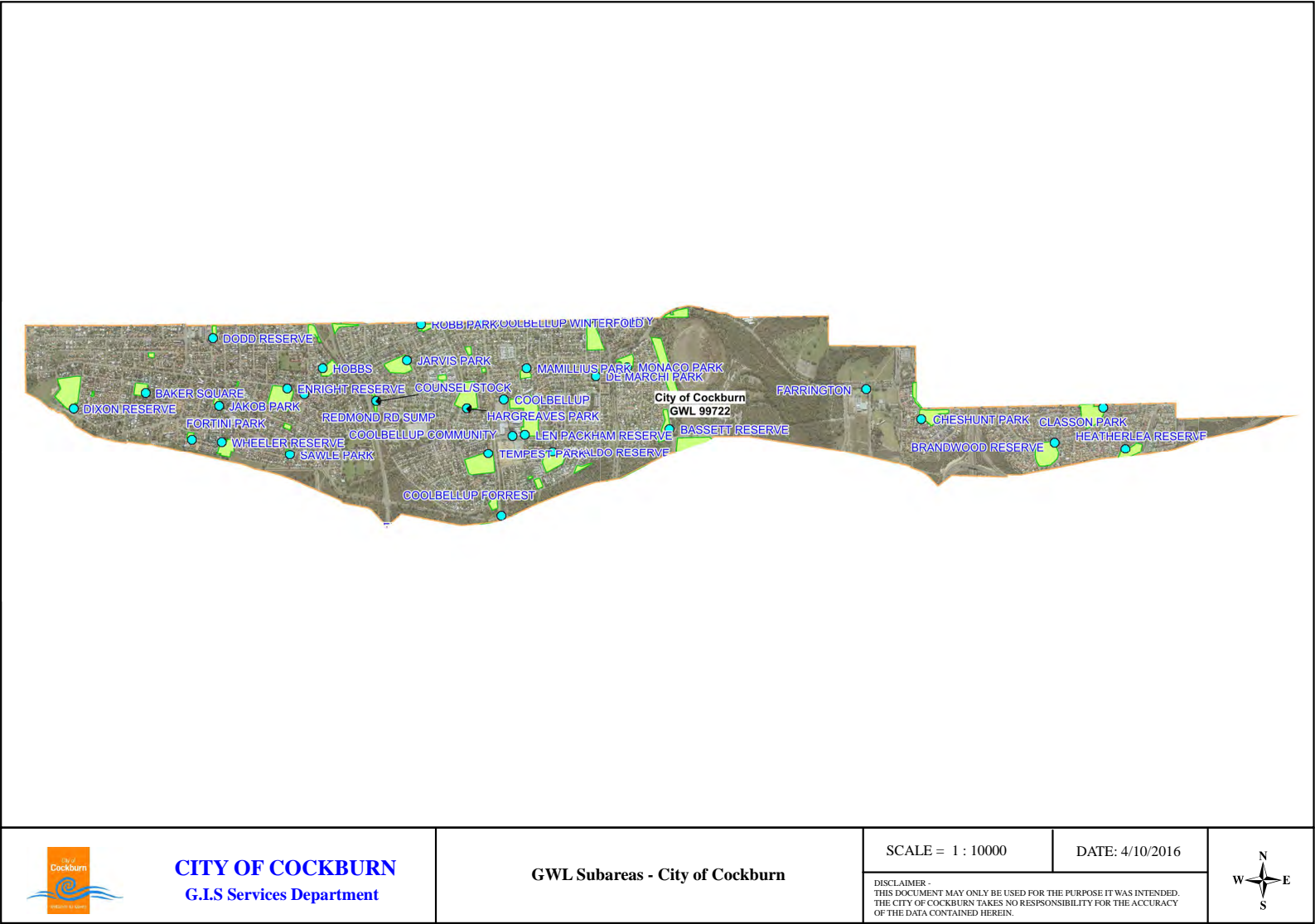
**Appendix 2: Groundwater Well Licence Subarea Maps**

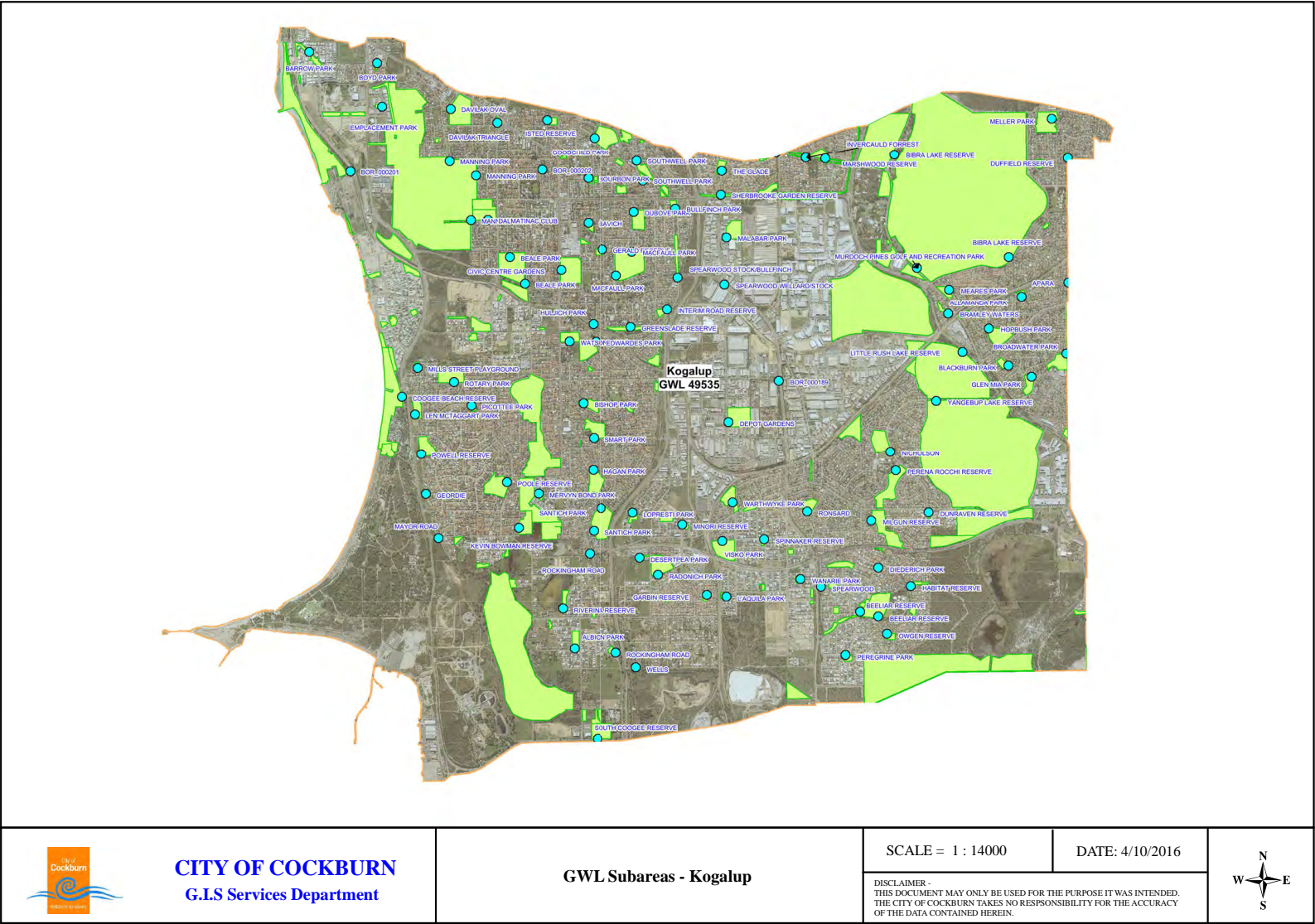






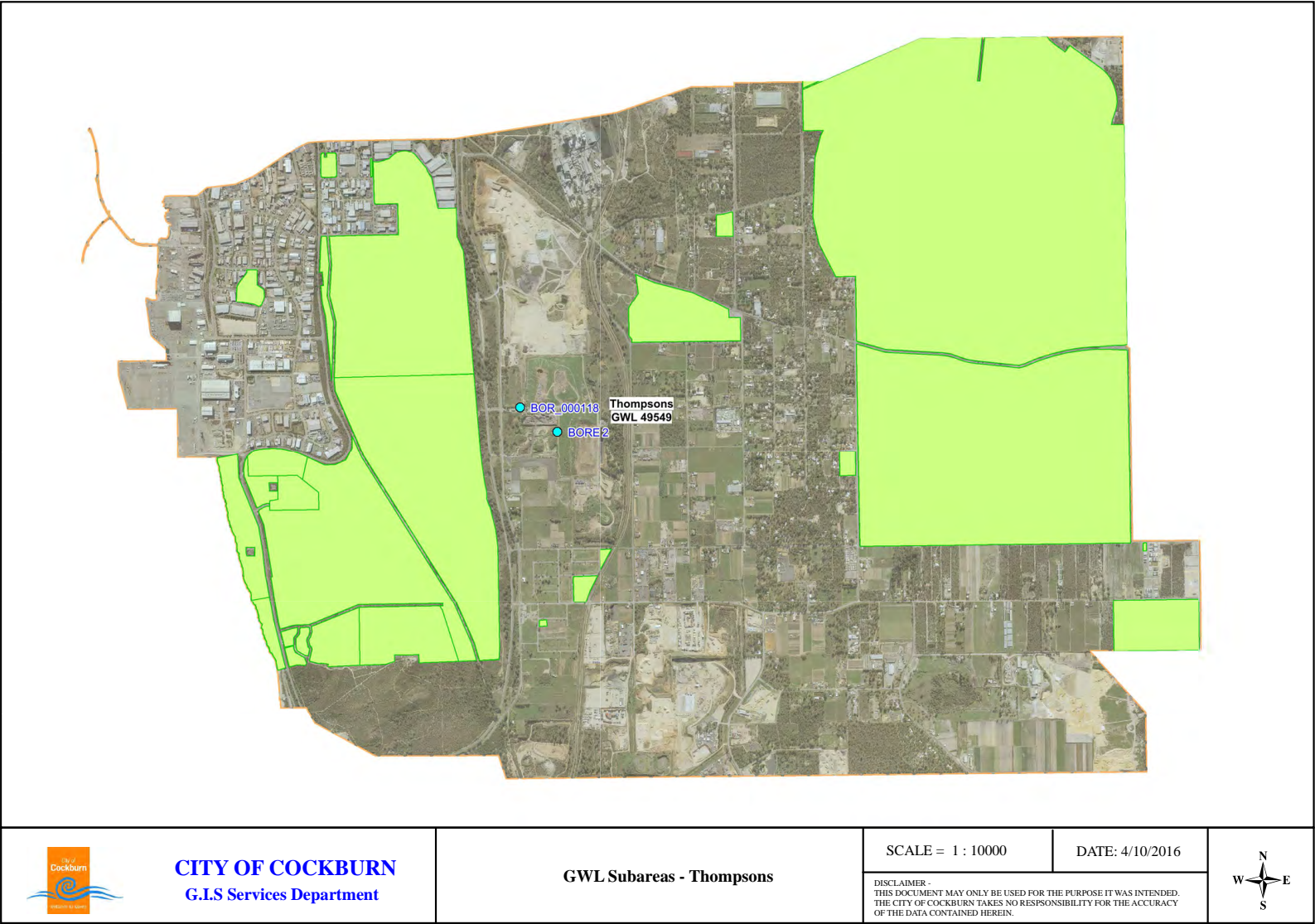
 <b>CITY OF COCKBURN</b> G.I.S Services Department	<b>GWL Subareas - Banjup</b>	SCALE = 1 : 5000	DATE: 04/10/2016	
		DISCLAIMER - THIS DOCUMENT MAY ONLY BE USED FOR THE PURPOSE IT WAS INTENDED. THE CITY OF COCKBURN TAKES NO RESPONSIBILITY FOR THE ACCURACY OF THE DATA CONTAINED HEREIN.		











Appendix 3: Flow meter readings 2023 – 2024

City of Cockburn Reserve Name	1 Jul 23	1 Aug 23	1 Sep 23	1 Oct 23	1 Nov 23	1 Dec 23	1 Jan 24	1 Feb 24	1 Mar 24	1 Apr 24	1 May 24	1 Jun 24	1 Jul 24	Total
<b>GWL49535 (Kogalup)</b>														
Allamanda	16789	16789	16789	16796	17047	17475	17862	18259	18624	18807	18923	18977	18979	2190
Apara Court	2	2	2	3	3	3	3	3	3	3	3	3	3	1
Barrow (Bore Emplacement Court)	589071	589102	589117	589135	600964	603304	608126	611753	615636	619626	621763	622511	622523	33452
Bavich	48008	48008	48009	48041	48191	48551	49061	49527	49977	50297	50577	50592	50592	2584
Beale 1 (Kent St Old Bore)	375550	375550	375554	376523	378688	382940	389082	394588	400197	405334	407148	408322	408339	32789
Beale 2 (Spearwood Ave)	419801	419801	419802	420792	422027	427409	433711	437724	443515	449083	450709	451928	451943	32142
Beeliar Lakefill (Bore)	1527019	1527062	1527111	1528281	1534793	1543641	1552001	1562507	1571135	1579992	1587655	1591476	1591497	64478
Bibra Golf	262761	262761	262761	262794	263564	266540	268862	271374	273670	274662	275520	275772	275780	13019
Bibra Lake POS	421224	421224	421224	421683	425408	433784	440844	447700	455067	458373	461423	462484	462488	41264
Bishop	94789	94789	94789	94806	94944	96647	98460	100190	101700	102900	103750	103778	103778	8989
Blackburn	22715	22716	22716	22725	22880	23534	24095	24681	25242	25572	25752	25805	25805	3090
Blue Bush (irrigates Costa , Mariposa,Wearn Pks)	263220	263220	263220	263440	264578	266116	267799	270287	272067	273850	274688	275075	275078	11858
Bourbon POS	36162	36163	36165	36193	36436	36658	37243	37735	38353	38700	38904	39093	39094	2932
Boyd Crescent	14226	14226	14226	14226	14268	14387	14553	14698	14882	14993	15019	15020	1	795
Bramley	37961	37961	37961	37980	38354	39665	40733	41802	42810	43435	43819	44011	44012	6051
Broadwater	267854	267857	267863	268273	271289	275494	279103	282558	285480	288078	289482	290158	290160	22306
Catherine Point (Cy O'Connor)	83172	83172	83175	83229	83572	84489	85527	86510	87443	88307	88874	88967	88967	5795
Civic Centre Grounds	233716	233716	233716	234287	236548	240906	245380	249510	253250	256177	259019	260227	260227	26511
Coogee Beach	152144	152144	152144	152475	153687	155787	158077	160167	162890	165122	165815	166235	166235	14091
Crown (Mayor Rise)	49529	49593	49593	49654	49992	50287	50944	51747	52509	53191	53433	53461	53461	3932
Dalmatia Park (Kitj Park)	127009	127009	127009	127265	129488	130808	133769	136535	138264	138264	138265	140669	140813	13804
Dalmatinac	193242	193242	193253	193591	194475	196537	199276	251	5017	7206	8308	9353	9372	15406
Davilak	553482	553503	553503	553680	555426	558159	566868	570789	579166	587699	592399	596473	596477	42995
Davilak Triangle	9657	9657	9657	9711	9882	10484	11199	11892	12553	13131	13454	13522	13523	3866
Desert Pea	24775	24781	24786	24786	25006	25640	26244	26779	27317	27861	28284	28308	28308	3533



City of Cockburn Reserve Name	1 Jul 23	1 Aug 23	1 Sep 23	1 Oct 23	1 Nov 23	1 Dec 23	1 Jan 24	1 Feb 24	1 Mar 24	1 Apr 24	1 May 24	1 Jun 24	1 Jul 24	Total
Diedrich (also irrigates Touchell)	124580	124580	124582	124757	125327	126187	126865	127683	128155	128155	128155	128250	128251	3671
Ditullio Park	3012	3012	3012	3012	3244	3665	4211	4689	5248	5690	5901	5938	5938	2926
Dubove	283987	283993	283993	284157	286129	288598	292627	295943	300128	302530	304252	305368	305368	21381
Duffield	13785	13785	13876	13914	14048	14385	14714	15214	15737	15894	15975	16015	16016	2231
Dunraven	9745	9745	9745	9748	9795	9999	10201	10400	10599	10800	10899	10907	10909	1164
Edwards	430859	430859	430861	664	3003	7812	13235	19296	25037	31205	33647	34415	34418	34420
Eliza Cave (Bibra Lake Skate Park)	30648	30649	30649	30658	30835	31077	31498	32572	33604	34129	34362	34456	34456	3808
Eliza Ponds (Kooboolong Pk)	215406	215406	215819	215917	217501	219840	222642	225118	227797	230153	231791	232996	233394	17988
Firbank Park	24673	24673	24677	24737	24737	25013	25079	26787	27453	28224	28869	28969	28974	4301
Garbin	21454	21454	21490	21492	21708	22039	22521	22981	23396	23732	24027	24027	24030	2576
Gage Park ( Fmrly Shoreline POS )	161105	161105	161464	162511	163545	167564	174064	177597	180103	180107	185501	185737	186420	25315
Galipo Park	29895	29895	29895	29895	0	30824	31454	32181	32902	33336	33435	33725	33725	33725
Geordie Crt	4580	4580	4580	4580	4619	4692	4881	5036	5195	5336	5381	5389	5389	809
Gerald	40240	40240	40240	40240	0	40848	41506	41697	42115	42400	42797	42845	42845	42845
Glenmia	7229	7229	7229	7255	8136	10292	12024	13826	15542	16900	17539	17848	17851	10622
Goodchild	537742	537818	537852	538488	542303	546768	553693	559431	566954	571417	575827	578674	578694	40952
Greenslade	23740	23740	23740	23740	23894	24326	820	1227	1616	1870	2060	2081	2081	2667
Habitat Park	171761	171761	171761	171761	172390	173979	176797	178199	181230	183018	184231	184299	184299	12538
Hagan	370859	370859	370926	0	1915	5199	10023	14281	18183	20679	22636	22936	22936	23003
Hanlon Park	6875	6875	6875	6888	7016	7249	7599	7875	8153	8273	8391	8521	8522	1647
Hopbush	52749	52749	52754	53273	57107	62814	68729	75512	81577	85224	87825	89181	89181	36432
Huljich	17892	17892	17892	17898	18000	18197	18468	18710	18919	19160	19208	19211	7	1326
Interim Rd	36388	36388	36388	36443	37148	38716	41321	42731	44328	45390	46726	46921	46926	10538
Invercauld	5332	5332	5333	5333	5380	5450	5565	5652	5748	5808	5854	5876	5876	544
Isted	46272	46274	46274	46345	47056	48070	49747	51126	52863	53781	54534	55012	55013	8741
Katich Park	8210	8210	8210	8210	8410	8772	9268	9594	9964	10361	10709	10757	10757	2547
Kevin Bowman	91064	91064	91064	91068	91170	91356	91960	92120	92543	92999	93000	93000	93000	1936
Len McTaggart	97519	97519	97527	97685	98135	99434	101106	102701	104320	105942	106545	106664	106664	9145

City of Cockburn Reserve Name	1 Jul 23	1 Aug 23	1 Sep 23	1 Oct 23	1 Nov 23	1 Dec 23	1 Jan 24	1 Feb 24	1 Mar 24	1 Apr 24	1 May 24	1 Jun 24	1 Jul 24	Total
Lopresti	53785	53785	53785	53785	53799	53958	55246	55311	56498	57147	57253	57261	57261	3476
Malabar	151514	151514	151514	151514	151628	153100	153100	153100	159200	159200	161460	162036	162111	10597
Manning Azelia	113294	113314	113325	113744	115885	120842	126158	131455	137242	141561	144570	144728	144741	31447
Manning Glennister	395165	395165	395165	395997	400275	408555	417357	426446	435035	443248	447739	448079	448079	52914
Manning Janson	137304	137304	137304	137582	138950	142567	147690	152532	157510	160779	162929	163255	163255	25951
Marshwood	12156	12156	12157	12161	12357	12676	12910	13107	13329	13499	13586	13641	13642	1486
McFaull 1	259282	259282	259289	259589	262282	265247	270217	274302	281241	285041	287627	287972	288200	28918
McFaull 2	387521	387521	387521	387798	390778	393670	398596	402652	408388	410959	413628	415473	415601	28080
Meares	16342	16342	16344	16483	17310	19189	20680	22236	23806	25000	25486	25753	25774	9432
Meller	515966	515968	515968	516456	519495	527426	532706	538716	541973	547178	549325	550763	550763	34797
Mervyn Bond	239174	239174	239174	239348	239847	241092	242731	244620	246503	248097	249107	249212	249212	10038
Milgun	317227	317227	317227	317275	319270	323668	330139	336428	342442	347180	350249	350740	350740	33513
Mills St Playground	8118	8118	8118	8180	8278	8446	8648	8910	9094	9267	9316	9328	9328	1210
Minori	30813	30813	30813	30813	30928	31224	31726	32148	32569	32860	33020	33031	33037	2224
Nicholson	225565	225565	225588	225913	228838	234342	239440	245487	251284	256116	260480	262079	262079	36514
Nola Waters	5119	5119	5119	5129	5165	5296	5410	5530	5633	5699	5705	5757	5757	638
Olive Tree Park	30605	30605	30605	30605	30940	31559	32238	33058	33809	34451	34898	34961	34961	4356
Operations Centre	52629	52629	52630	53619	54617	56363	57215	58800	60282	61303	62214	62718	62718	10089
Owgan (Hakea fed from Owgan bore)	228197	228245	228245	228574	229295	230549	231790	233462	234811	236352	237036	237239	237239	9042
Peace Park	9296	9296	9297	9359	9421	9565	9855	10135	10356	10599	10777	10794	10794	1498
Peregrine	177227	177247	177247	177255	177652	177839	179487	180546	181550	182329	182329	182597	182613	5386
Perena Rocchi Bore 1	50950	50953	50953	50957	51266	51859	53637	55328	56811	58014	58237	58237	58237	7287
Perena Rocchi Bore 2	99028	99029	99029	99029	99576	100565	103535	106311	108874	110928	111320	111320	111320	12292
Phoenix Rd Median	264560	264572	264572	264835	265581	267063	269425	272216	274632	276078	277985	278202	278214	13654
Phoenix Rise	112433	112433	112435	112472	112542	114159	115891	117237	119012	119958	120599	121163	121164	8731
Picotee / Duchart	7812	7812	7812	7829	7982	8260	8638	9043	9452	9808	10060	10087	10088	2276
Poole	31109	31109	31109	31433	34475	34775	38002	40641	43793	45952	47356	47884	47884	16775
Powell	266310	266310	266310	266619	268805	272504	277000	281710	286040	291096	293457	294477	295404	29094



City of Cockburn Reserve Name	1 Jul 23	1 Aug 23	1 Sep 23	1 Oct 23	1 Nov 23	1 Dec 23	1 Jan 24	1 Feb 24	1 Mar 24	1 Apr 24	1 May 24	1 Jun 24	1 Jul 24	Total
Radonich	0	14	31	31	1580	4389	8762	11610	15229	18052	20140	20609	20609	20609
Ravello (Prev Shallcross)	73354	73354	73354	73355	74080	75838	77648	79815	81604	82969	83846	84001	84012	10658
Riverina Reserve (Bindjar Reserve)	78012	78014	78018	78018	78388	79179	80078	80773	81512	81512	82558	82609	82615	4603
Ronsard	130947	130947	130968	130984	131811	133290	135645	137880	139822	141549	142925	143184	143200	12253
Rotary Lookout	30865	30865	30865	30878	31097	31676	32377	33130	33176	34194	34377	34400	34400	3535
Santich 1	466368	466368	466386	466585	468746	472157	477490	482495	487785	492325	494966	496427	496484	30116
Santich 2	451798	451798	451800	452008	454176	457550	462952	468204	473460	478153	480888	481727	481745	29947
Smart	157148	157377	157724	158092	159915	163211	167984	172006	175887	179722	183132	184460	184480	27332
South Coogee	251625	251625	251625	251825	253549	256150	260054	263888	267619	270857	274620	274743	274743	23118
Southwell POS	63092	63092	63095	63160	63394	64934	66540	67866	69626	70629	71192	71681	71682	8590
Spinnaker Heights	39178	39182	39182	39185	39378	39654	40129	40759	40759	41846	42262	42281	42281	3103
SS Amberley/Old	1990	1990	1990	1990	2002	2035	2068	2097	2139	2189	2231	2231	2231	241
SS Cockburn/Mayor	7673	7673	7673	7711	7788	7860	8079	8237	8384	8512	8563	8572	8572	899
SS Deller Dr Entry	12963	12963	12964	12988	13078	13208	13486	13700	13950	14128	14248	14304	14305	1342
SS Osprey Ave	49967	49967	49967	49993	50485	51667	52615	54361	56147	56897	57237	57373	57374	7407
SS Osprey/North Lake	12176	12176	12176	12187	12349	12757	13126	13463	13784	14054	14193	14255	14256	2080
SS Rockingham/Mayor	15857	15857	15857	15858	16030	16297	16622	16914	17206	17502	17843	17856	17856	1999
SS Rockingham/Stock	11282	11282	11282	11282	11413	11640	11887	12045	12419	12600	12683	12684	12684	1402
SS Spearwood Ave - Barrington - Sudlow	66336	66366	66372	66375	66842	66842	67564	68802	69508	70398	70896	71071	71071	4735
SS Spearwood Ave – Stock to Bullfinch	13537	13537	13542	13572	13890	13890	14229	15470	16048	16658	17103	17186	17186	3649
SS Spearwood Ave – Wellard to Stock	60328	60328	60328	60334	60701	61400	62153	63025	63961	64703	65314	65373	65373	5045
St Pauls The Glade	235682	235762	235765	235787	235916	237896	239392	240626	241997	242914	243545	243970	243976	8294
Syndicate Link (Albion Pk)	118580	118606	118611	118613	119464	120837	122669	124455	126304	127585	128535	128622	128644	10064
Systema	43582	43582	43582	43582	44115	45440	47050	48030	49359	50584	51858	52111	16	8545
Visko	137652	137669	137669	137915	138889	139257	147943	153370	156603	159124	161884	162595	162605	24953
Warthwyke	74930	74930	74937	75006	75326	76066	77163	78359	78833	79565	80044	80044	80044	5114
Waterbank	29429	29429	29429	29429	29652	30127	30896	31568	32204	32682	33027	33070	33076	3647

City of Cockburn Reserve Name	1 Jul 23	1 Aug 23	1 Sep 23	1 Oct 23	1 Nov 23	1 Dec 23	1 Jan 24	1 Feb 24	1 Mar 24	1 Apr 24	1 May 24	1 Jun 24	1 Jul 24	Total
Watson	229850	229850	229850	230245	231762	234494	236634	240193	242663	245599	246996	247547	247547	17697
WA Wildlife Centre (Native Arc)	7958	8024	8098	8316	8950	9893	10848	11853	12522	13133	13412	13774	13839	5881
Wells Rd POS	13788	13788	13788	13788	13788	13788	13788	13788	13788	13788	13788	13788	13788	0
Wetlands Education Centre	13395	13559	13684	13969	14522	15438	16202	16790	17349	17883	18226	18503	18590	5195
											Total for GWL49535 (Kogalup)			1491439
GWL204089 (Kogalup)														
Azure	6820	6820	6826	6828	6968	6978	7245	7854	8190	8638	8957	9014	9017	2197
											Total for GWL204089 (Kogalup)			2197
GWL49545 (City of Cockburn)														
Bakers Square Netball Grounds	83109	83112	83112	83301	83967	84808	85778	86676	87686	88753	89196	89586	89586	6477
Bassett	50893	50894	50896	50947	51423	52090	53133	53999	55034	55746	56118	56428	56429	5536
Brandwood	148987	148987	148987	149024	150344	153094	155944	159024	161879	163863	164854	165584	165585	16598
Classon	28920	28920	28944	28967	29756	32236	34366	36683	39199	40296	41347	42100	42100	13180
Coolbellup Community	52511	52512	52516	52599	52999	53623	54607	55568	56311	56917	57285	57548	57554	5043
De Marchi - Lot 2143 Waverly	4695	4695	4695	4759	4970	5352	5981	6374	6887	7084	7290	7438	7440	2745
Dixon	70718	70718	70721	70808	71832	73054	74664	75905	78026	79054	79662	79949	79952	9234
Doherty	43312	43313	43313	43362	43772	44435	45097	45730	46515	47217	47491	47805	47807	4495
Enright	623466	623487	623518	624080	627153	632199	638379	643052	649942	655184	659203	661532	661536	38070
Fortini	25858	25925	26011	26047	26638	26823	26960	27294	27696	27972	28082	28211	28213	2355
Hargreaves Park	159415	159427	159431	159571	160105	162762	164963	166702	169428	171172	172501	173615	173615	14200
Heatherlea	76611	77114	77114	77114	77968	78866	80146	81395	82147	82931	83665	84332	84332	7721
Hobbs	76767	76769	76769	76834	77502	78269	79687	81039	82393	83140	83762	84148	84149	7382
Jakob (Senior Citizens)	51109	51112	51117	51168	51689	52445	53548	54615	55948	56510	56900	57137	57138	6029
Jarvis	126312	126313	126317	126470	126792	129556	132008	134116	136639	138589	140254	141638	141661	15349
Len Packham	409581	409624	409667	410226	414090	419005	426277	434266	440258	446134	450814	453677	453690	44109
Mamilius	35540	35542	35546	35633	35916	36349	37011	37750	38130	38542	38792	39008	39012	3472
Monaco	46984	46986	46987	47023	47576	48271	49452	50412	51521	344	864	1289	1292	5829
Murdoch Chase	96438	96445	96445	97761	98953	103814	107928	112002	116814	120434	122213	123267	123275	26837



City of Cockburn Reserve Name	1 Jul 23	1 Aug 23	1 Sep 23	1 Oct 23	1 Nov 23	1 Dec 23	1 Jan 24	1 Feb 24	1 Mar 24	1 Apr 24	1 May 24	1 Jun 24	1 Jul 24	Total
Old Canteen	49742	49745	49749	49828	50141	50390	51297	51732	52243	52687	52919	53119	53121	3379
Peridita Park	11476	11476	11478	11491	11636	11983	12299	12558	12862	12958	13192	13318	13320	1844
Rinaldo	345506	345509	345521	345775	347949	351200	356677	361177	365301	368942	370888	372576	372586	27080
Robb	51713	51717	51721	51758	52275	52876	53983	54891	55937	56622	57042	57371	57372	5659
Sawl Sump	19757	19758	19759	19790	19915	20121	20527	20845	21258	21481	21623	21708	21709	1952
SS Coolbellup – Waverly to Cordelia Front of Shops	57055	57055	57057	57091	57286	57286	57623	58475	58942	59429	59790	59885	59887	2832
SS Council/Stock	12082	12082	12083	12132	12352	12764	13345	13786	14420	14938	15460	15580	15581	3499
SS Farrington Rd Verge	55224	55224	55227	55228	55234	55234	55264	55312	55388	55427	55501	55510	55510	286
SS Forrest/Coolbellup	12703	12703	12808	12830	13207	13207	13552	14593	15114	15899	16215	16429	16430	3727
SS Redmond Rd Sump	8304	8304	8308	8329	8388	8480	8699	8831	9008	9109	9182	9234	9235	931
SS Winterfold/Coolbellup	9028	9029	9029	9044	9107	9194	9543	9810	10044	10141	10221	10270	10271	1243
Tempest	480512	480518	480546	480811	483274	486821	491557	495986	500391	503450	506418	508510	508514	28002
The Playground Coolbellup	62465	62466	62466	62549	63139	64207	65596	66756	68111	69069	69621	70056	70058	7593
Wheeler Rd POS	86054	86055	86056	86127	86854	87934	89572	90932	92821	93960	94656	95172	95173	9119
										Total for GWL49545 (City of Cockburn)				331807
GWL202853 (Airport: Treeby)														
Cilantro Park	154335	154335	154438	154688	156382	156382	158992	162671	164641	166838	167867	168289	168318	13983
Hydrangea Park														000
Sapphire Park	48971	48971	48995	49097	49526	49526	50365	51978	53022	54100	54712	55223	55264	6293
Sunstone Park	111659	111659	111709	112005	113297	113297	115340	119001	122330	122642	123739	124057	124080	12421
Treeby Dog Park	177542	177542	177542	177701	179852	179852	183362	190536	195115	201784	204092	204484	204549	27007
Treeby Oval	206831	206831	208377	208704	210798	210798	215594	225694	231023	235855	240768	242749	242802	35971
										Sub total for GWL202853 (Airport: Treeby)				95675
GWL203196 (Airport)														
Bunker Gardens	52414	52415	52415	52423	52599	52872	53125	53396	53658	53998	54122	54207	54207	1793
Dean	76547	76550	76572	76586	77001	78291	79202	80625	81944	82847	83418	83715	83715	7168
Fairway Park	15931	15932	15932	16943	16997	17006	18020	19212	20228	20734	21019	21210	21293	5362
Hartwell POS	188	188	188	188	188	188	188	188	188	188	188	188	188	0



City of Cockburn Reserve Name	1 Jul 23	1 Aug 23	1 Sep 23	1 Oct 23	1 Nov 23	1 Dec 23	1 Jan 24	1 Feb 24	1 Mar 24	1 Apr 24	1 May 24	1 Jun 24	1 Jul 24	Total
Prinsep	87367	87367	87367	87381	87885	89222	90401	91652	92743	93506	93988	94162	94162	6795
SS Bonville	7238	7238	7239	7241	7302	7492	7680	7855	8042	8179	8263	8305	8305	1067
SS Turnbury/Berrigan	7068	7068	7068	7071	7090	7169	7238	7310	7370	7434	7462	7469	7469	401
SS Turtle Point Cove	10762	10762	10762	10768	10850	11059	11236	11418	11580	11704	11776	11800	11800	1038
Turnbury Park	41454	41455	41455	41473	41962	43067	43948	44971	45696	46405	46763	46942	46942	5488
Yarra Vista	179995	179997	179997	180044	181643	184792	186250	190075	192415	194113	195131	195648	195648	15653
GWL203189 (South Lake)											Total for GWL203196 (Airport)			44765
Alabaster / Michigan	415564	415593	415617	416174	417784	419686	422454	426560	430107	433609	435509	437002	437002	21438
Anning	894114	894121	894137	896033	2150	4436	15685	24092	32129	37949	42213	44141	44173	46092
Bibra Lake Community	19624	19625	19625	19641	19828	20302	20726	21325	21990	22314	22531	22589	22589	2965
Bloodwood	25151	25154	25154	25154	27960	32477	35934	39609	43124	46305	47863	49122	49123	23972
Delaronde Park (Lakeside)	124390	124390	124425	124448	125662	125965	128149	131869	134067	136345	137808	138139	138147	13757
FESA	20149	20149	20149	20157	20315	20564	20753	20966	21189	21366	21468	21538	21541	1392
Koojarra / Berrigan	30245	30245	30245	30254	30381	30757	31070	31398	31711	31905	31996	32056	32056	1811
Lakelands Oval	107023	107235	107595	108753	112438	116922	121771	128463	134165	138342	141218	143721	143936	36913
Lakeridge	3850	3850	3850	3852	3969	4249	4627	4967	5316	5567	5802	5813	5821	1971
Legacy Park	224073	224335	224337	225290	227052	229973	233091	237119	241299	244692	247082	248541	248541	24468
Lucken	140390	140391	140394	140446	141550	144375	146639	149978	153539	156919	157657	158115	158116	17726
Paddock Parade (Mojo)	58197	58197	58249	58262	59271	59271	61213	64271	65736	67442	68342	68574	68588	10391
Ramsay	339158	339158	339158	339270	340429	342720	344625	347107	349688	351469	352322	352971	352971	13813
SS North Lake Road (Hammond Rd Nth to Midgegooroo Ave)	65727	65727	65750	65772	66881	66881	68346	72094	74601	76852	77735	78309	78315	12588
SS Verde Drive	1747	1747	1749	1750	1761	1761	1790	1860	1913	1977	2014	2029	2031	284
Sycamore	156143	156144	156144	156175	156426	157633	159939	162564	164507	166141	166865	167447	167447	11304
Transmission	580179	580180	580180	580219	581828	584684	586936	590222	592974	594546	596152	597270	597270	17091
Wentworth Parade (Levens Crt bore)	25952	25972	25983	26073	26454	27588	28545	29968	31145	32495	33116	33368	33376	7424
Wineberry	10627	10628	10628	10628	10845	11336	11718	12132	12476	12835	12987	13105	13105	2478
Yandi Park (Bore at Legacy Oval)	29722	29722	29732	29766	30444	30444	31642	33381	34976	37055	37608	37812	37812	8090



City of Cockburn Reserve Name	1 Jul 23	1 Aug 23	1 Sep 23	1 Oct 23	1 Nov 23	1 Dec 23	1 Jan 24	1 Feb 24	1 Mar 24	1 Apr 24	1 May 24	1 Jun 24	1 Jul 24	Total
Youth Centre	287	287	287	350	530	992	1399	1908	2320	2786	3152	3472	3472	3185
											Total for GWL203189 (South Lake)			279153
GWL203203 (Success)														
Alberod Park	13775	13775	13785	13787	13951	13951	14172	14708	14962	15266	15430	15581	15581	1806
Atwell Community Centre	106461	106461	106461	106491	106564	106889	107287	107833	108348	108730	108910	108953	108956	2495
Atwell Reserve	40716	40748	40748	42128	47090	53970	62787	73524	81119	88914	97631	99869	99874	59158
Aubin Grove Reserve	472894	472933	472992	473227	477769	482899	488205	494611	500806	505209	509035	511163	511319	38425
Balboa	64843	64847	64847	64971	65528	66493	67851	69291	70802	71849	72490	72647	72647	7804
Blue Boy	714637	714679	714683	714683	714683	714683	714683	714683	740828	745119	745800	747304	747304	32667
Bologna Park	3474	3474	3476	3536	3772	4167	4686	5240	5796	6190	6410	6474	6475	3001
Bondi Park	56243	56251	56258	56492	56829	58018	59543	60979	62732	63909	64503	64677	64680	8437
Botany	785353	785647	785941	787551	792773	799967	805708	814402	820543	827736	833296	837749	837972	52619
Brenchley (Now Lydon Park)	19428	19430	19430	19502	19682	19975	20277	20614	20905	21213	21547	21594	21599	2171
Camden POS	55612	55614	55616	55676	55916	56554	57041	57692	58239	58688	58995	59061	59062	3450
Christmas Tree Park	53258	53262	53265	53416	53953	54886	55690	56980	57957	59003	59564	60127	60128	6870
Colorado	177898	177996	178005	178194	179691	181183	182892	185086	187353	188988	189730	189994	190005	12107
Dimago Park	7773	7773	7775	7806	7962	7962	8293	8850	9160	9517	9813	9852	9853	2080
Duggan	134215	134215	134216	134341	134841	135668	136549	137817	138873	139968	140549	140838	140838	6623
Durango Turn (The Walk)	175983	175983	175983	176097	176567	177373	178729	181136	182394	183500	183619	184994	185052	9069
Evelyn Massey	56438	56438	56438	56551	57185	58515	59878	61730	63219	64831	65563	65761	65761	9323
Freshwater Reserve	115760	115760	115761	115917	115917	117713	119669	121853	123813	125503	126424	126577	126577	10817
Gaebler (Monticola Gdns)	26910	26913	26916	26939	27042	27207	27441	27665	27888	28031	28136	28183	28183	1273
Gandossi	31269	31375	31375	31454	31691	32183	32643	33263	33757	34301	34569	34650	34650	3381
Hanlon	30493	30493	30493	30540	30699	31084	31450	31994	32444	32963	33193	33276	33276	2783
Harmony Park Bore 1	391993	391993	392993	392997	393907	395134	401005	408122	413617	418765	422827	424190	425330	33337
Harmony Park Bore 2	22031	23067	23528	23951	29396	35721	41992	50543	56715	62757	69288	74899	76830	54799
Harmony Primary School Oval	50467	50481	50481	50869	52183	54259	58027	61591	64352	66987	68588	69656	69659	19192
Horsehire	210523	210524	210526	210868	212032	213865	215683	218401	220457	222835	223902	224213	224213	13690



City of Cockburn Reserve Name	1 Jul 23	1 Aug 23	1 Sep 23	1 Oct 23	1 Nov 23	1 Dec 23	1 Jan 24	1 Feb 24	1 Mar 24	1 Apr 24	1 May 24	1 Jun 24	1 Jul 24	Total
Jan Hammond	124406	124410	124420	125316	128006	132505	137238	143271	148241	154072	156659	157676	157676	33270
Lewisham Park	27675	27675	27692	27741	28113	28113	28502	29340	29869	30419	30931	30997	30999	3324
Magnolia Gardens (Now Beaumont Pk)	344684	344703	344719	345003	346746	350162	353502	357915	364483	367546	369351	370013	370041	25357
Minigwal Loop	33529	33529	33539	33592	33714	33714	34380	35395	36503	37225	37853	37993	37997	4468
Mosedale	91897	91897	91906	92118	92677	93677	95004	96393	97628	98711	100020	100246	100246	8349
Observatory	35480	35485	35488	35569	35802	36298	36844	37344	37941	38380	38686	38800	38802	3322
Pipeline	31485	31485	31563	32121	34101	37262	41224	45408	48939	52473	54217	54605	54605	23120
Princeton Circuit	140117	140123	140127	140220	141313	142160	143222	144557	145841	146728	147261	147503	147505	7388
Purslane	189402	189405	189409	189619	190276	191669	193022	194997	196800	198867	199908	200282	200285	10883
Radiata POS	122423	122442	122459	123231	125281	127431	129858	132702	135522	139847	139944	140131	140137	17714
Reeves	25409	25409	25409	25556	26230	27230	28036	29117	30250	31343	31950	32640	32640	7231
SS Ashendon-Russel	6715	6727	6727	6744	6823	6980	7090	7269	7451	7630	7701	7764	7764	1049
SS Freshwater Entry	28401	28431	28434	28505	28703	28971	29314	29695	30221	30775	31255	31391	31391	2990
Starbush	64057	64057	64057	64161	64476	65036	65481	66044	66488	67022	67348	67445	67445	3388
Stiener	109272	109298	109318	109781	111207	114248	116728	119875	121651	123837	125335	125925	125925	16653
Tapper Reserve	215438	215438	215438	215438	215438	215438	215438	215438	215438	215438	222152	223132	223153	7715
Tozer	39173	39174	39178	39306	39695	40379	41330	42469	43465	44410	45031	45160	45176	6003
Versailles	82360	82364	82368	82423	82649	83027	83608	84347	85188	85699	86164	86297	86297	3937
Voyageurs	39860	39860	39870	39870	40016	40016	40575	41652	42264	42952	43570	43685	43688	3828
Waterbuttons (The Edge)	245419	245419	245429	245590	246687	248269	249999	252387	254437	256745	258104	258655	258658	13239
Weetman (irrigates Atkins , Irvine , Nelson, Piesley, Seventy Parks & Inverson Blvd	225033	225046	225052	225216	229796	229917	232430	237808	242078	246476	248193	248844	249091	24058
Wentworth POS	190649	190662	190662	191192	192773	195867	199042	203022	206499	210288	212782	213732	213732	23083
Hammond Rd Sports Bore 1	191574	191574	191577	192203	193299	194958	196518	199844	202092	204479	206617	207816	207816	16242
Hammond Rd Sports Bore 2	259156	259157	259158	259790	261378	263700	265589	269288	271584	274536	276423	277850	277851	18695
Hammond Rd Sports Bore 3	170975	170975	170975	171587	172729	174404	175941	179158	181444	184068	185849	186998	186998	16023
Hammond Rd Sports Bore 4	211022	211022	211024	211090	212228	213898	215445	215887	215956	216853	217170	217835	217835	6813
Alberod Park	13775	13775	13785	13787	13951	13951	14172	14708	14962	15266	15430	15581	15581	1806

City of Cockburn Reserve Name	1 Jul 23	1 Aug 23	1 Sep 23	1 Oct 23	1 Nov 23	1 Dec 23	1 Jan 24	1 Feb 24	1 Mar 24	1 Apr 24	1 May 24	1 Jun 24	1 Jul 24	Total
Atwell Community Centre	106461	106461	106461	106491	106564	106889	107287	107833	108348	108730	108910	108953	108956	2495
Atwell Reserve	40716	40748	40748	42128	47090	53970	62787	73524	81119	88914	97631	99869	99874	59158
Aubin Grove Reserve	472894	472933	472992	473227	477769	482899	488205	494611	500806	505209	509035	511163	511319	38425
Balboa	64843	64847	64847	64971	65528	66493	67851	69291	70802	71849	72490	72647	72647	7804
Blue Boy	714637	714679	714683	714683	714683	714683	714683	714683	740828	745119	745800	747304	747304	32667
Bologna Park	3474	3474	3476	3536	3772	4167	4686	5240	5796	6190	6410	6474	6475	3001
Bondi Park	56243	56251	56258	56492	56829	58018	59543	60979	62732	63909	64503	64677	64680	8437
Botany	785353	785647	785941	787551	792773	799967	805708	814402	820543	827736	833296	837749	837972	52619
Brenchley (Now Lydon Park)	19428	19430	19430	19502	19682	19975	20277	20614	20905	21213	21547	21594	21599	2171
Camden POS	55612	55614	55616	55676	55916	56554	57041	57692	58239	58688	58995	59061	59062	3450
											Total for GWL203203 (Success)			705519
Thompsons (GWL203255)														
Australian Marine Complex	107331	107331	107331	107331	107331	107331	107331	107331	107331	107331	107331	107331	107331	0
Canary Park	30017	0	0	63	1253	1253	4158	7378	11352	13885	14900	15428	15441	15441
Dickerson Park	90085	90085	90174	90385	91469	91469	93327	96900	98047	100932	102455	102878	102878	12793
Frankland Park South Bore 2	70819	70819	70871	71054	72508	72508	75123	79882	82700	85886	87518	88884	88922	18103
Frankland Park North Bore 1	23706	23706	23761	23983	25013	25013	28990	28990	38217	41764	43890	45562	45609	21903
Henderson Landfill Entry Bore 1	49054	49199	49545	49715	50082	50870	51900	53005	53005	53894	54399	54924	54958	5904
Henderson Landfill Bore 2	251022	251203	252276	254008	257035	260665	264298	267472	267472	274329	276671	277963	277963	26941
Henderson Landfill S/E Bore 3	17795	18917	19398	19398	19399	19399	19399	19399	19399	19399	19399	19399	19399	1604
Henderson Landfill North Bore 4	20	20	20	20	20	20	23	23	23	23	23	23	23	3
Teramo Park	35616	35616	35623	35720	36253	36253	37309	39392	40732	42038	42788	42968	42968	7352
Marquis North	36442	36450	36452	36599	37038	37872	38541	39887	40815	41784	42210	42342	42344	5902
Australian Marine Complex	107331	107331	107331	107331	107331	107331	107331	107331	107331	107331	107331	107331	107331	0
Canary Park	30017	0	0	63	1253	1253	4158	7378	11352	13885	14900	15428	15441	15441
Dickerson Park	90085	90085	90174	90385	91469	91469	93327	96900	98047	100932	102455	102878	102878	12793
											Total for GWL203255 (Thompsons)			115946



City of Cockburn Reserve Name	1 Jul 23	1 Aug 23	1 Sep 23	1 Oct 23	1 Nov 23	1 Dec 23	1 Jan 24	1 Feb 24	1 Mar 24	1 Apr 24	1 May 24	1 Jun 24	1 Jul 24	Total
<b>Banjup (GWL203204)</b>														
Banjup Community Centre	6660	6667	6680	6709	6825	6947	7056	7198	7304	7420	7491	7563	7563	903
Banjup Fire Station	10134	10214	10215	10354	10535	10535	10885	11125	11240	11342	11485	11638	11661	1527
Banjup Trotting Track	44007	44156	44385	44716	45247	45947	46699	47561	48176	48977	49547	50017	50166	6159
Gibbs	95185	95185	95185	95316	95664	96129	96626	96883	97926	98941	99373	99493	99493	4308
Kurrajong Reserve	123072	123072	123072	123463	124412	125923	127783	129682	131632	133786	135034	135329	135342	12270
											Total for GWL203204 (Banjup)			25167



**Appendix 4: Groundwater salinity levels**

Salinity level	TDS (total dissolved solids)
Fresh	0 – 500 mg/L
Fresh to marginal	500 – 1500 mg/L
Brackish	1500 – 3000 mg/L
Saline	<3000 mg/L

Davidson and Yu (2008)

## Appendix 5: Water quality of selected bores.

	pH	EC µS/cm	TDS mg/L	NO2 mg/L	NO3-N mg/L	NH4-N mg/L	TN mg/L	PO4-P mg/L	TP mg/L
<b>Bibra Lake Picnic Area</b>									
1 Sep 11	6.6	1300							
8 Mar 12	6.9	1100							
3 Sep 12	6.6	1400							
13 Mar 13	7	490							
12 Sep 13	6.9	470							
17 Apr 14	6.6	3160							
11 Sep 14	6.8	1330							
17 Mar 15	6.7	1440							
9 Sep 15	7	1450							
3 Mar 16	6.6	1460							
1 Sep 16	6.9	1470							
13 Mar 17	7.1	1420							
15 Sep 17	6.7	1510	830	<0.02	<0.1	14	12	0.06	0.09
15 Mar 18	6.7	1470	810	<0.02	<0.1	10	9.3	0.05	0.09
4 Sep 18	6.4	1510	830		<0.1	13	11	0.07	0.1
4 Apr 19	6.7	1470	810		<0.1	12	11	0.04	0.11
3 Sep 19	6.7	1510	830		<0.1	14	12	0.07	0.1
8 Apr 20	6.6	1490	820		<0.1	11	9.4	0.06	0.07
7 Sep 20	6.5	1530	840		<0.5	14	11	0.03	0.07
16 Apr 21	6.8	1490	820		<0.5	11	9.7	0.08	0.1
8 Sep 21	6.7	1470	810		<0.1	8.53	9.7	0.02	0.09
7 Apr 22	7.5	1190	650		<0.1	5.81	8.15	0.03	0.1
1 Sep 22	6.6	1430	790		<0.1	12.48	13	0.06	0.07
6 Apr 23	6.7	1270	700		<0.1	7.60	8.9	0.09	0.1
8 Sep 23	6.7	1480	810		<0.1	11.00	13	0.06	0.06
13 Jun 24	6.6	1580	870		0.95	10.00	11	0.04	0.08
<b>Durango Park</b>									
9 Sep 15	7.2	690							
3 Mar 16	6.9	620							
1 Sep 16	6.7	460							
13 Mar 17	6.9	680							
15 Sep 17	6.5	540	300	<0.02	<0.1	0.3	0.6	0.04	0.04
15 Mar 18	6.9	650	360	<0.02	<0.1	0.1	0.8	0.06	0.06
4 Sep 18	6.8	720	400		<0.01	0.2	0.3	<0.01	0.07
4 Apr 19	6.9	670	370		0	0.4	0.5	0.09	0.09
3 Sep 19	7.1	700	390		<0.1	0.3	0.9	<0.01	0.09
8 Apr 20	6	460	250		<0.1	0.2	0.4	0.01	0.01
7 Sep 20	6.8	720	400		<0.5	0.3	0.5	0.1	0.01
16 Apr 21	7	670	970		<0.5	0.4	0.5	0.09	0.1
8 Sep 21	6.9	720	400		<0.1	0.23	0.6	0.02	0.08
7 Apr 22	7.1	640	350		<0.1	0.23	0.4	0.08	0.11
1 Sep 22	6.9	710	390		<0.1	0.16	<0.1	<0.01	0.09
6 Apr 23	6.8	610	340		<0.1	0.20	0.4	0.06	0.08
8 Sep 23	6.6	650	360		0.11	0.30	0.8	0.04	0.04
13 Jun 24	6.8	700	390		<0.1	0.20	0.2	<0.01	0.06

	pH	EC μS/cm	TDS mg/L	NO2 mg/L	NO3-N mg/L	NH4-N mg/L	TN mg/L	PO4-P mg/L	TP mg/L
<b>Success Sports Complex 1</b>									
8 Mar 12	6.9	1100							
3 Sep 12	7.9	1300							
13 Mar 13	7.2	1200							
12 Sep 13	7	1300							
17 Apr 14	7.6	1270							
11 Sep 14	7.1	1280							
17 Mar 15	7.3	1330							
9 Sep 15	7.4	1280							
3 Mar 16	7.1	1270							
1 Sep 16	7.2	1300							
13 Mar 17	7.2	1270							
15 Sep 17	7	1210	670	<0.02	<0.1	0.7	1.3	<0.01	0.12
15 Mar 18	7.6	1300	720	<0.02	<0.1	0.7	1.6	0.12	0.13
4 Sep 18	7.2	1290	710		<0.1	0.4	0.8	0.09	0.12
4 Apr 19	7	1160	640		<0.1	0.9	1.95	0.05	0.1
3 Sep 19	7.7	1280	700		<0.1	0.7	1.4	0.11	0.12
8 Apr 20	7.2	1260	690		<0.1	0.6	1.4	0.12	0.12
7 Sep 20	6.7	1060	580		<0.5	0.7	1.6	0.09	0.1
16 Apr 21	7.4	1250	690		<0.5	0.7	1.3	0.12	0.13
8 Sep 21	7.3	1270	700		<0.1	0.78	6.6	0.13	0.21
7 Apr 22	7.2	1250	690		0.25	0.62	1.25	0.11	0.14
1 Sep 22	7.3	1180	350		<0.1	0.47	0.5	0.01	0.1
6 Apr 23	6.9	1150	630		0.48	0.50	1.1	0.13	0.13
8 Sep 23	7.1	1180	650		0.43	0.40	1	0.13	0.14
13 Jun 24	7.3	1190	660		0.70	0.50	1.2	0.12	0.13
<b>Success Sports Complex 2</b>									
8 Mar 12	6.9	1100							
3 Sep 12	7.8	140							
13 Mar 13	7.2	1400							
12 Sep 13	7.3	1370							
17 Apr 14	7.1	1320							
11 Sep 14	7.3	1370							
17 Mar 15	7.1	1330							
9 Sep 15	7.4	1380							
3 Mar 16	7.2	1340							
1 Sep 16	7.4	1420							
13 Mar 17	7.1	1350							
15 Sep 17	7.5	1400	770	<0.02	<0.1	0.7	1.1	0.1	0.12
15 Mar 18	7.3	1370	750	<0.02	<0.1	0.6	1.6	0.08	0.13
4 Sep 18	7.4	1400	770		<0.1	0.4	0.8	0.12	0.12
4 Apr 19	7.2	1350	740		<0.1	0.7	1.5	0.05	0.12
3 Sep 19	7.6	1410	780		<0.1	0.7	1.1	0.12	0.13
8 Apr 20	7.2	1370	750		<0.1	0.7	1.2	0.1	0.1
7 Sep 20	7.4	1450	800		<0.5	0.6	1.1	0.12	0.14
16 Apr 21	7.3	1300	715		<0.5	0.6	1	0.12	0.15
8 Sep 21	7.3	1270	700		<0.1	0.47	1.2	0.09	0.11
7 Apr 22	7.3	1340	740		<0.1	0.47	1.1	0.07	0.12
1 Sep 22	7.7	1380	760		<0.1	0.31	0.8	0.1	0.1
6 Apr 23	7.1	1300	720		<0.1	0.50	1	0.09	0.1

	pH	EC µS/cm	TDS mg/L	NO2 mg/L	NO3-N mg/L	NH4-N mg/L	TN mg/L	PO4-P mg/L	TP mg/L
8 Sep 23	7.3	1410	780		0.34	0.40	1	0.11	0.12
13 Jun 24	7.2	1350	740		0.70	0.30	1	0.07	0.1
<b>Success Sports Complex 3</b>									
8 Mar 12	7.1	1200							
3 Sep 12	7.7	1200							
13 Mar 13	7.4	1100							
12 Sep 13	7	1160							
17 Apr 14	7.1	940							
11 Sep 14	7.1	1100							
17 Mar 15	7.1	1190							
9 Sep 15	7.3	1050							
3 Mar 16	7	930							
1 Sep 16	6.9	870							
13 Mar 17	6.6	720							
15 Sep 17	7.1	980	540	<0.02	<0.1	0.6	1.1	<0.01	0.14
15 Mar 18	7.3	1100	610	<0.02	<0.1	0.7	1.4	0.14	0.15
4 Sep 18	7	990	550		<0.1	0.3	0.9	0.07	0.15
4 Apr 19	7.4	1120	620		<0.1	0.7	1.2	0.13	0.16
3 Sep 19	7.3	1100	610		<0.1	0.6	1.3	0.16	0.16
8 Apr 20	7.4	1160	640		<0.1	0.7	1.3	0.13	0.13
7 Sep 20	6.9	670	370		<0.5	0.5	1.3	0.1	0.12
16 Apr 21	7.3	1150	630		<0.5	0.7	1.1	0.14	0.16
8 Sep 21	7.2	1090	600		<0.1	0.39	1.2	0.13	0.17
7 Apr 22	7.2	1260	690		<0.1	0.54	1.04	0.1	0.16
1 Sep 22	7.5	1050	580		<0.1	0.39	0.4	0.2	0.1
6 Apr 23	6.8	640	840		0.2	0.30	0.9	0.09	0.12
8 Sep 23	7.3	1030	570		0.36	0.40	0.9	0.14	0.15
13 Jun 24	7.3	1140	630		0.70	0.50	1.2	0.12	0.15
<b>Success Sports Complex 4</b>									
8 Mar 12	7	1000							
3 Sep 12	7.9	1500							
13 Mar 13	7.9	1600							
12 Sep 13	7.3	1560							
17 Apr 14	7.5	1470							
11 Sep 14	7.4	1580							
17 Mar 15	7.3	1420							
9 Sep 15	7.6	1570							
3 Mar 16	7.5	1490							
1 Sep 16	7.7	1440							
13 Mar 17	7.2	1340							
15 Sep 17	7.5	1600	880	<0.02	<0.1	0.8	1.3	0.14	0.16
15 Mar 18	7.4	1480	810	<0.02	0.1	0.6	1.8	0.1	0.1
4 Sep 18	7.4	1620	890		<0.1	0.5	1	0.09	0.14
4 Apr 19	7.3	1160	640		<0.1	0.7	1.2	0.12	0.15
3 Sep 19	7.4	1100	610		<0.1	0.7	1.5	0.13	0.16
8 Apr 20	7.5	1490	820		<0.1	0.7	1	0.12	0.12
7 Sep 20	7.4	1520	840		<0.5	0.6	1.1	0.14	0.16
16 Apr 21	7.4	1330	730		<0.5	0.7	1.1	0.12	0.14
8 Sep 21	7.4	1470	810		<0.1	0.39	1.1	0.12	0.14

	pH	EC µS/cm	TDS mg/L	NO2 mg/L	NO3-N mg/L	NH4-N mg/L	TN mg/L	PO4-P mg/L	TP mg/L
7 Apr 22	7.6	1490	820		<0.1	0.62	1.16	0.12	0.16
1 Sep 22	7.7	1600	880		<0.1	0.31	0.5	0.1	0.2
6 Apr 23	7.4	1520	840		0.5	0.60	1.1	0.11	0.13
8 Sep 23	7.4	1610	890		0.38	0.60	1	0.14	0.15
13 Jun 24	7.2	1160	640		0.70	0.50	1.2	0.12	0.15
<b>Kevin Bowman</b>									
1 Sep 11	7.1	1100							
8 Mar 12	7.2	1400							
3 Sep 12	7.5	1500							
13 Mar 13	7.8	1600							
12 Sep 13	7.1	1460							
17 Apr 14	7.4	2540							
11 Sep 14	7.7	1430							
17 Mar 15	7.4	1560							
9 Sep 15	7.6	1380							
3 Mar 16	7.2	1560							
1 Sep 16	7.4	1500							
13 Mar 17	7.3	1460							
15 Sep 17	7.4	1380	760	<0.02	0.8	<0.1	0.8	<0.01	0.02
15 Mar 18	7.3	1430	790	0.22	0.7	<0.1	0.9	0.01	0.02
4 Sep 18	7.2	1400	770		1	<0.1	1	0.03	0.03
4 Apr 19	7.4	1480	810		0.7	0.22	1.6	0.02	0.04
3 Sep 19	7.4	1420	780		3.1	<0.1	1	<0.01	0.03
8 Apr 20	7.3	1500	830		0.2	<0.1	0.4	0.01	0.01
7 Sep 20	7.3	1510	830		<0.5	<0.1	0.5	0.02	0.03
16 Apr 21	7.3	1260	695		<0.5	<0.1	<0.1	0.03	0.05
8 Sep 21	7.3	1350	740		0.43	<0.1	0.6	0.04	0.07
7 Apr 22	7.8	1290	710		0.79	<0.1	0.8	0.03	0.03
1 Sep 22	7.7	1270	700		0.79	<0.1	0.83	0.03	0.04
6 Apr 23	7.2	1240	680		0.20	0.10	0.5	0.01	0.02
8 Sep 23	7.3	1280	700		0.43	<0.1	0.7	0.02	0.02
13 Jun 24	7.2	1220	670		0.84	<0.1	0.8	0.01	0.04
<b>Kurrajong Reserve</b>									
1 Sep 11	6.8	2600							
8 Mar 12	7	2500							
3 Sep 12	7.8	3100							
13 Mar 13	8	2900							
12 Sep 13	7.5	1700							
17 Apr 14	7.6	2960							
11 Sep 14	7.8	3150							
17 Mar 15	7.4	2890							
9 Sep 15	7.4	2860							
3 Mar 16	7.5	2850							
1 Sep 16	7.7	1500							
13 Mar 17	7.5	2790							
15 Sep 17	7.6	2730	1500	<0.02	<0.1	0.7	2.2	0.01	0.2
15 Mar 18	7.6	2550	1400	<0.02	<0.1	0.7	2.2	0.22	0.22
4 Sep 18	7.3	2850	1600		<0.1	0.6	1.6	0.21	0.21
4 Apr 19	7.5	2730	1500		<0.1	0.7	1.8	0.18	0.2

	pH	EC μS/cm	TDS mg/L	NO2 mg/L	NO3-N mg/L	NH4-N mg/L	TN mg/L	PO4-P mg/L	TP mg/L
3 Sep 19	7.5	2950	1620		<0.1	0.7	2.4	0.16	0.16
8 Apr 20	7.4	2600	1430		<0.1	0.7	2.1	0.18	0.18
7 Sep 20	7.5	3040	1670		<0.5	0.8	2.2	0.2	0.2
16 Apr 21	7.3	1160	640		2.1	<0.1	2.1	0.03	0.03
8 Sep 21	7.5	2700	1490		<0.1	0.54	1.9	0.14	0.17
7 Apr 22	7.7	2600	1430		<0.1	0.39	2	0.23	0.23
1 Sep 22	7.9	2960	1630		<0.1	0.62	1.6	0.02	0.2
6 Apr 23	7.3	2430	1350		1.5	0.60	2.1	0.21	0.21
8 Sep 23	7.4	2680	1470		<0.1	0.50	2.5	0.17	0.17
13 Jun 24	7.3	2540	1400		1.4	0.60	2	0.18	0.19
<b>Manning Park Azelia</b>									
1 Sep 11	6.7	5000							
8 Mar 12	7	1600							
3 Sep 12	7.4	5700							
13 Mar 13	7.7	1000							
12 Sep 13	7.1	6540							
17 Apr 14	7.2	6130							
11 Sep 14	7.6	1620							
17 Mar 15	7.2	1410							
9 Sep 15	7.6	5700							
3 Mar 16	7.1	6180							
1 Sep 16	7.8	3600							
13 Mar 17	7.2	1760							
15 Sep 17	7.1	3040	1700	<0.02	3.2	<0.1	3.4	<0.01	0.02
15 Mar 18	7.3	5330	2900	<0.02	3.9	0.3	4.1	<0.01	<0.01
4 Sep 18	7	4810	2600		3.6	<0.1	3.8	0.01	0.02
4 Apr 19	7.4	4620	2500		4	<0.1	4.2	<0.01	<0.01
3 Sep 19	7.2	4430	2440		2.8	<0.1	3.1	0.01	0.01
8 Apr 20	7.2	4570	2510		2.7	0.3	2.8	<0.01	<0.01
7 Sep 20	7.2	2710	1490		2.7	<0.1	2.8	0.01	0.02
16 Apr 21	7.3	4730	2600		2.9	<0.1	3	0.02	0.02
8 Sep 21	7.2	1440	790		2.5	<0.1	2.6	0.02	0.02
7 Apr 22	7.3	4300	2370		2.7	<0.1	2.7	0.03	<0.05
1 Sep 22	7.1	4000	2200		1.7	<0.1	2.2	0.02	0.02
6 Apr 23	7.3	2710	1500		1.9	0.10	2.5	0.02	0.02
8 Sep 23	7.4	3520	1940		1.5	0.10	1.7	0.02	0.02
13 Jun 24	7.3	4040	2220		2.5	0.20	2.7	0.01	0.01
<b>Manning Park Glennister</b>									
1 Sep 11	7	830							
8 Mar 12	7	850							
3 Sep 12	7.7	890							
13 Mar 13	7.8	1000							
12 Sep 13	7.6	980							
17 Apr 14	7.4	970							
11 Sep 14	7.4	1020							
17 Mar 15	7.3	990							
9 Sep 15	7.6	970							
3 Mar 16	7.3	980							
1 Sep 16	7.9	980							

	pH	EC μS/cm	TDS mg/L	NO2 mg/L	NO3-N mg/L	NH4-N mg/L	TN mg/L	PO4-P mg/L	TP mg/L
13 Mar 17	7.3	980							
15 Sep 17	7.4	960	530	<0.02	4.8	<0.1	4.8	<0.01	0.03
15 Mar 18	7.3	980	540	<0.02	4.5	<0.1	4.7	<0.01	0.01
4 Sep 18	7.2	1000	550		4.2	<0.1	4.2	<0.01	<0.01
4 Apr 19	7.4	990	550		4.3	<0.1	4.5	<0.01	0.02
3 Sep 19	7.7	1010	560		4.3	<0.1	5.7	<0.01	0.02
8 Apr 20	7.2	970	530		4.3	<0.1	4.4	0.01	0.01
7 Sep 20	7.4	950	520		4.5	<0.1	4.6	<0.01	0.01
16 Apr 21	7.3	980	540		3.8	<0.1	4	0.02	0.01
8 Sep 21	7.3	990	540		3.8	<0.1	3.9	0.01	0.01
7 Apr 22	7.5	940	520		3.7	<0.1	3.8	0.02	<0.05
1 Sep 22	7.5	970	530		3.8	<0.1	3.8	0.02	0.01
6 Apr 23	7.4	920	510		3.2	<0.1	3.3	0.01	0.01
8 Sep 23	7.5	980	540		3.2	<0.1	3.4	<0.01	0.01
13 Jun 24	7.3	940	520		3.4	0.10	3.5	0.01	0.01
<b>Manning Park Janson</b>									
1 Sep 11	7.1	770							
8 Mar 12	7	800							
3 Sep 12	7.9	830							
13 Mar 13	7.8	1000							
12 Sep 13	7.2	1020							
17 Apr 14	7.3	1020							
11 Sep 14	7.7	980							
17 Mar 15	7.5	1040							
9 Sep 15	7.6	1020							
3 Mar 16	7.3	1000							
1 Sep 16	7.8	1010							
13 Mar 17	7.4	990							
15 Sep 17	7.2	1010	560	<0.02	6.3	<0.1	6.3	<0.01	0.03
15 Mar 18	7.4	990	550	<0.02	6.5	<0.1	6.5	<0.01	<0.01
4 Sep 18	7.2	980	540		5.7	<0.1	5.9	<0.01	<0.01
4 Apr 19	7.4	1000	550		6	<0.1	6.3	<0.01	<0.01
3 Sep 19	7.5	990	540		5.0	<0.1	5.2	<0.1	0.02
8 Apr 20	7.3	970	530		5.9	<0.1	5.9	<0.01	<0.01
7 Sep 20	7.4	950	520		5.2	<0.1	5.1	<0.01	0.01
16 Apr 21	7.3	970	535		5.7	<0.1	5.8	0.01	0.02
8 Sep 21	7.5	970	530		4.8	<0.1	4.9	<0.01	<0.01
7 Apr 22	7.4	970	530		5.4	<0.1	5.4	0.02	<0.01
1 Sep 22	7.5	960	530		5.0	<0.1	5	0.01	0.02
6 Apr 23	7.4	910	500		4.5	<0.1	5	0.04	0.03
8 Sep 23	7.5	950	520		4.1	<0.1	4.8	0.01	0.01
13 Jun 24	7.1	930	510		4.3	0.20	4.5	<0.01	<0.01
<b>Waterbuttons Park</b>									
1 Sep 11	7.1	1100							
8 Mar 12	7.5	1000							
3 Sep 12	7.4	1300							
13 Mar 13	7.8	1300							
12 Sep 13	7.5	1240							
17 Apr 14	7.4	1260							

	pH	EC μS/cm	TDS mg/L	NO2 mg/L	NO3-N mg/L	NH4-N mg/L	TN mg/L	PO4-P mg/L	TP mg/L
11 Sep 14	7.6	1240							
17 Mar 15	7.3	1230							
9 Sep 15	7.2	1230							
3 Mar 16	7.3	1260							
1 Sep 16	7.6	1210							
13 Mar 17	7.4	1240							
15 Sep 17	7.5	1210	670	<0.02	<0.1	0.8	1.2	0.11	0.13
15 Mar 18	7.6	1240	680	<0.02	<0.1	0.8	1.3	0.11	0.12
4 Sep 18	7.3	1220	670		<0.1	0.5	1	0.07	0.11
4 Apr 19	7.5	1230	680		<0.1	0.9	1.6	0.08	0.13
3 Sep 19	7.7	1210	670		<0.1	0.8	1.5	0.12	0.12
8 Apr 20	7.3	1160	640		<0.1	0.8	1.3	0.11	0.11
7 Sep 20	7.3	1140	630		<0.5	0.6	1.3	0.12	0.13
16 Apr 21	7.4	1200	660		<0.5	0.8	1.2	0.11	0.14
8 Sep 21	7.3	1120	620		<0.1	0.54	1.4	0.09	0.11
7 Apr 22	6.7	1570	860		<0.1	<0.1	1.47	0.11	0.16
1 Sep 22	7.6	1190	650		<0.1		0.6	0.1	0.1
6 Apr 23	7.3	1130	620		0.3	0.6	1.2	0.13	0.14
8 Sep 23	7.4	1170	640		<0.1	0.7	1.3	0.12	0.12
13 Jun 24	7.3	1100	610		0.68	0.7	1.4	0.12	0.12
Dixon									
8 Sep 23	7.5	890	490		4.3	0	4.5	0.02	0.02
13 Jun 24	7.3	790	440		2.1	0.5	26	<0.01	0.01
Lakelands									
8 Sep 23	7.9	390	220		<0.1	0	0.4	0.06	0.06
13 Jun 24	7.6	430	240		0.76923077	0.3	1.1	0.04	0.06

**Appendix 6: Comprehensive water analysis of selected bores September 2015**

	pH	EC µS/cm	TDS mg/L	Total Alkalinity (CaCO <sub>3</sub> ) mg/L	Bicarbonate mg/L	Hardness (CaCO <sub>3</sub> ) mg/L	Fe mg/L	Dissolved CO <sub>2</sub> mg/L
<b>Bibra Lake Picnic</b>	6.8	1330	740	180	220	225	0.87	55
<b>Success Sports Complex</b>								
Bore 1	7.1	1280	710	215	260	265	0.32	33
Bore 2	7.3	1370	760	210	255	285	2.5	20
Bore 3	7.1	1100	610	220	270	220	1.1	34
Bore 4	7.4	1580	870	260	315	310	0.3	20
<b>Kevin Bowman</b>	7.7	1430	790	280	340	350	0.02	11
<b>Kurrajong</b>	7.8	3150	1700	330	405	510	0.67	10
<b>Manning</b>								
<b>Azelia</b>	7.6	2620	1400	295	360	500	0.19	14
<b>Janson</b>	7.4	1020	620	235	285	290	0.05	18
<b>Glenister</b>	7.7	980	590	235	285	290	0.11	9
<b>Waterbuttons</b>	7.6	1240	690	250	305	295	0.56	12

**Appendix 7: Laboratory certificates 2023 – 2024**





## ANALYSIS REPORT

<b>PROJECT ID:</b>	<b>WI230904</b>
<b>DATE SUBMITTED:</b>	5 September 2023
<b>CLIENT DETAILS:</b>	Western Irrigation, 211 Barrington St, Bibra Lake
<b>YOUR REFERENCE:</b>	WD#B89680, City of Cockburn, PO B172738

Sample number		1	2	3	4	5
Parameter	Units	Manning, Jansen, Bore 1	Dixon Reserve, Bore 1	Manning Glenister, Bore 1	Durango Park, Bore 1	Kurrajong Res, Bore 1
Appearance	-	Colourless Odourless	Colourless Odourless	Colourless Odourless	Faint pale yellow, slightly turbid	Brown (tannins)
pH	-	7.5	7.5	7.5	6.6	7.4
Electrical Conductivity	mS/cm	0.95	0.89	0.98	0.65	2.68
Total Dissolved Solids	mg/L	520	490	540	360	1470
Nitrate (as NO <sub>3</sub> )	mg/L	18	19	14	0.5	<0.5
Ammonium (as N)	mg/L	<0.1	<0.1	<0.1	0.3	0.5
Total Nitrogen	mg/L	4.8	4.5	3.4	0.8	2.5
Orthophosphate (as P)	mg/L	0.01	0.02	<0.01	0.04	0.17
Total Phosphorus	mg/L	0.01	0.02	0.01	0.04	0.17

Sample number		6	7	8	9
Parameter	Units	Bibra Lake Picnic, Bore 1	Kevin Bowman, Bore 1	Waterbuttons Park, Bore 1	Lakelands Reserve, Bore 1
Appearance	-	Faint pale yellow	Colourless Odourless	Pale yellow	Colourless Odourless
pH	-	6.7	7.3	7.4	7.9
Electrical Conductivity	mS/cm	1.48	1.28	1.17	0.39
Total Dissolved Solids	mg/L	810	700	640	220
Nitrate (as NO <sub>3</sub> )	mg/L	<0.5	1.9	<0.5	<0.5
Ammonium (as N)	mg/L	11	<0.1	0.7	0.2
Total Nitrogen	mg/L	13	0.7	1.3	0.4
Orthophosphate (as P)	mg/L	0.06	0.02	0.12	0.06
Total Phosphorus	mg/L	0.06	0.02	0.12	0.06

*Analysis performed in accordance with APHA Standard Methods for the Examination of Water and Wastewater.*



Horvat Analytical – Consulting Chemists  
 12 Belrose Crescent, Cooloongup WA 6168  
 Ph: 0433 203 446  
 Email: mario@horvatanalytical.com.au  
 ABN: 345 3677 1642



Comments:

pH data indicates the waters range from slightly acid to slightly alkaline in reaction.

Electrical conductivity and total dissolved solids data show the salinity of the waters is within the moderate range, with the exception of Kurrajong Res, which is slightly elevated.

Nutrients data shows nitrate levels range from moderate to negligible, all being below the maximum recommended ADWG health guideline (50 mg/L, Australian Drinking Water Guidelines 2011). Ammonium nitrogen is high in sample Bibra Lake Picnic, and it constitutes majority of the total nitrogen content. Kurrajong Res contains organically bound nitrogen forms. The rest of the samples contain nitrate as the main total nitrogen constituent.

Reactive and total phosphorus are somewhat elevated in samples Kurrajong Res and Waterbuttons Park, and marginally elevated in Bibra Lake Picnic and Lakelands Reserve, exceeding the long term irrigation water phosphorus trigger value (0.05 mg/L, Australian and New Zealand Environment and Conservation Council, October 2000).

Nutrient levels in these samples may be sufficient to support algal populations if other environmental factors remain favourable.

Regards,

A handwritten signature in black ink, appearing to read "Mario Horvat".

Mario Horvat *MRACI CChem*

Chartered Chemist

14 September 2023

*Analysis and data interpretation is representative of the sample as received. The information contained herewith has been provided by Horvat Analytical for information and general guidance purposes only. This information does not constitute legal, commercial or authoritative advice. While every care has been taken to ensure that the content is useful and accurate, Horvat Analytical gives no guarantees, undertakings or warranties in this regard, and does not accept any legal liability or responsibility for any loss or damage caused arising directly or indirectly in connection with reliance on the use of such information. Any errors or omissions brought to the attention of Horvat Analytical will be corrected as soon as possible.*



Horvat Analytical – Consulting Chemists  
12 Belrose Crescent, Cooloongup WA 6168  
Ph: 0433 203 446  
Email: [mario@horvatanalytical.com.au](mailto:mario@horvatanalytical.com.au)  
ABN: 345 3677 1642



## ANALYSIS REPORT

<b>PROJECT ID:</b>	<b>WI230908</b>
<b>DATE SUBMITTED:</b>	8 September 2023
<b>CLIENT DETAILS:</b>	Western Irrigation, 211 Barrington St, Bibra Lake
<b>YOUR REFERENCE:</b>	WD#B89680, City of Cockburn, Success Sports Complex, PO B172835

Sample number		1	2	3	4
Parameter	Units	Bore 1	Bore 2	Bore 3	Bore 4
Appearance	-	Pale yellow	Pale yellow	Pale yellow	Pale yellow
pH	-	7.1	7.3	7.3	7.4
Electrical Conductivity	mS/cm	1.18	1.41	1.03	1.61
Total Dissolved Solids	mg/L	650	780	570	890
Nitrate (as NO <sub>3</sub> )	mg/L	1.9	1.5	1.6	1.7
Ammonium (as N)	mg/L	0.4	0.4	0.4	0.6
Total Nitrogen	mg/L	1.0	1.0	0.9	1.0
Orthophosphate (as P)	mg/L	0.13	0.11	0.14	0.14
Total Phosphorus	mg/L	0.14	0.12	0.15	0.15

Analysis performed in accordance with APHA Standard Methods for the Examination of Water and Wastewater.

### Comments:

pH data indicates the waters are neutral to slightly alkaline in reaction.

Electrical conductivity and total dissolved solids data show the salinity of the waters is within the moderate range.

Nutrients data shows low nitrate levels in all four samples, below the maximum recommended ADWG health guideline (50 mg/L, Australian Drinking Water Guidelines 2011). Ammonium is at a moderate level in these samples, although within the normal range encountered in ground water. Total nitrogen level is below the long term irrigation water nitrogen trigger value (5.0 mg/L, Australian and New Zealand Environment and Conservation Council, October 2000).

Reactive and total phosphorus are slightly elevated in these samples. Total phosphorus is above the long term irrigation water phosphorus trigger value (0.05 mg/L, Australian and New Zealand Environment and Conservation Council, October 2000).



Horvat Analytical – Consulting Chemists  
12 Belrose Crescent, Cooloongup WA 6168  
Ph: 0433 203 446  
Email: [mario@horvatanalytical.com.au](mailto:mario@horvatanalytical.com.au)  
ABN: 345 3677 1642



Regards,

A handwritten signature in black ink, appearing to be "MH".

Mario Horvat *MRACI CChem*

Chartered Chemist

20 September 2023

*Analysis and data interpretation is representative of the sample as received. The information contained herewith has been provided by Horvat Analytical for information and general guidance purposes only. This information does not constitute legal, commercial or authoritative advice. While every care has been taken to ensure that the content is useful and accurate, Horvat Analytical gives no guarantees, undertakings or warranties in this regard, and does not accept any legal liability or responsibility for any loss or damage caused arising directly or indirectly in connection with reliance on the use of such information. Any errors or omissions brought to the attention of Horvat Analytical will be corrected as soon as possible.*



Horvat Analytical – Consulting Chemists  
12 Belrose Crescent, Cooloongup WA 6168  
Ph: 0433 203 446  
Email: [mario@horvatanalytical.com.au](mailto:mario@horvatanalytical.com.au)  
ABN: 345 3677 1642

**ANALYSIS REPORT**

<b>PROJECT ID:</b>	<b>WI240607</b>
<b>DATE SUBMITTED:</b>	13 June 2024
<b>CLIENT DETAILS:</b>	Western Irrigation, 211 Barrington St, Bibra Lake
<b>YOUR REFERENCE:</b>	WD#B89680, Client Name: City of Cockburn, PO B180435

WATER ANALYSIS				
	Units	Manning Reserve Glenister	Lakelands Reserve	Kevin Bowman
Appearance	-	Colourless, Odourless	Colourless, Odourless	Pale yellow, slightly turbid
pH	-	7.3	7.6	7.2
Electrical Conductivity	mS/cm	0.94	0.43	1.22
Total Dissolved Solids	mg/L	520	240	670
Nitrate (as NO <sub>3</sub> )	mg/L	15	3.4	3.7
Ammonium (as N)	mg/L	0.1	0.3	<0.1
Total Nitrogen	mg/L	3.5	1.1	0.8
Orthophosphate (as P)	mg/L	0.01	0.04	<0.01
Total Phosphorus	mg/L	0.01	0.06	0.04

Analysis performed in accordance with APHA Standard Methods for the Examination of Water and Wastewater.

**Comments:**

pH data indicates the waters range from neutral to slightly alkaline in reaction.

Electrical conductivity and total dissolved solids data show the salinity of the waters ranges from low to moderate.

Nutrients data shows moderate nitrate level in sample Manning Reserve Glenister and low levels in Lakelands Reserve and Kevin Bowman, however all are below the maximum recommended ADWG health guideline (50 mg/L, Australian Drinking Water Guidelines 2011). Nitrate constitutes majority of total nitrogen content in these samples. Total phosphorus is just marginally elevated in sample Lakelands Reserve, just above the long term irrigation water phosphorus trigger value (0.05 mg/L, Australian and New Zealand Environment and Conservation Council, October 2000). Ammonium is within the normal range.

Regards,



Mario Horvat MRACI CChem

Chartered Chemist

21 June 2024

Analysis and data interpretation is representative of the sample as received. The information contained herewith has been provided by Horvat Analytical for information and general guidance purposes only. This information does not constitute legal, commercial or authoritative advice. While every care has been taken to ensure that the content is useful and accurate, Horvat Analytical gives no guarantees, undertakings or warranties in this regard, and does not accept any legal liability or responsibility for any loss or damage caused arising directly or indirectly in connection with reliance on the use of such information. Any errors or omissions brought to the attention of Horvat Analytical will be corrected as soon as possible.



Horvat Analytical – Consulting Chemists  
12 Belrose Crescent, Cooloongup WA 6168  
Ph: 0433 203 446  
Email: mario@horvatanalytical.com.au  
ABN: 345 3677 1642



ANALYSIS REPORT

PROJECT ID:	WI240608
DATE SUBMITTED:	14 June 2024
CLIENT DETAILS:	Western Irrigation, 211 Barrington St, Bibra Lake
YOUR REFERENCE:	WD#B89680, Client Name: City of Cockburn, PO B180458

WATER ANALYSIS				
	Units	Manning Reserve - Janson Rd	Dixon Reserve	Bibra Lake Picnic
Appearance	-	Colourless, Odourless	Colourless, Odourless	Faint pale yellow
pH	-	7.1	7.3	6.6
Electrical Conductivity	mS/cm	0.93	0.79	1.58
Total Dissolved Solids	mg/L	510	440	870
Nitrate (as NO <sub>3</sub> )	mg/L	19	9.1	4.2
Ammonium (as N)	mg/L	0.2	0.5	10
Total Nitrogen	mg/L	4.5	2.6	11
Orthophosphate (as P)	mg/L	<0.01	<0.01	0.04
Total Phosphorus	mg/L	<0.01	0.01	0.08

Analysis performed in accordance with APHA Standard Methods for the Examination of Water and Wastewater.

Comments:

pH data indicates the waters range from slightly acid to neutral in reaction.

Electrical conductivity and total dissolved solids data show the salinity of the waters is within the moderate range.

Nutrients data shows moderate nitrate level in samples Janson Rd and Dixon Reserve, and low level in Bibra Lake Picnic, however all are below the maximum recommended ADWGW health guideline (50 mg/L, Australian Drinking Water Guidelines 2011). Bibra Lake Picnic sample contains high levels of ammonium nitrogen. Total phosphorus is slightly elevated in Bibra Lake Picnic, above the long term irrigation water phosphorus trigger value (0.05 mg/L, Australian and New Zealand Environment and Conservation Council, October 2000).

Regards,

Mario Horvat MRACI CChem

Chartered Chemist

21 June 2024

Analysis and data interpretation is representative of the sample as received. The information contained herewith has been provided by Horvat Analytical for information and general guidance purposes only. This information does not constitute legal, commercial or authoritative advice. While every care has been taken to ensure that the content is useful and accurate, Horvat Analytical gives no guarantees, undertakings or warranties in this regard, and does not accept any legal liability or responsibility for any loss or damage caused arising directly or indirectly in connection with reliance on the use of such information. Any errors or omissions brought to the attention of Horvat Analytical will be corrected as soon as possible.



Horvat Analytical – Consulting Chemists  
12 Belrose Crescent, Cooloongup WA 6168  
Ph: 0433 203 446  
Email: mario@horvatanalytical.com.au  
ABN: 345 3677 1642



**ANALYSIS REPORT**

<b>PROJECT ID:</b>	<b>WI240609</b>
<b>DATE SUBMITTED:</b>	14 June 2024
<b>CLIENT DETAILS:</b>	Western Irrigation, 211 Barrington St, Bibra Lake
<b>YOUR REFERENCE:</b>	WD#B89680, Client Name: City of Cockburn, PO B180480

WATER ANALYSIS				
	Units	Durango Park	Kurrajong	Waterbuttons Park
Appearance	-	Pale yellow, turbid, iron precipitate	Pale brown	Pale yellow
pH	-	6.8	7.3	7.3
Electrical Conductivity	mS/cm	0.70	2.54	1.10
Total Dissolved Solids	mg/L	390	1400	610
Nitrate (as NO <sub>3</sub> )	mg/L	<1.0	6.4	3.0
Ammonium (as N)	mg/L	0.2	0.6	0.7
Total Nitrogen	mg/L	0.2	2.0	1.4
Orthophosphate (as P)	mg/L	<0.01	0.18	0.12
Total Phosphorus	mg/L	0.06	0.19	0.12

Analysis performed in accordance with APHA Standard Methods for the Examination of Water and Wastewater.

WATER ANALYSIS					
	Units	Success Sports Complex - Bore 1	Success Sports Complex - Bore 2	Success Sports Complex - Bore 3	Success Sports Complex - Bore 4
Appearance	-	Pale yellow	Pale yellow	Pale yellow	Pale yellow
pH	-	7.3	7.2	7.3	7.2
Electrical Conductivity	mS/cm	1.19	1.35	1.14	1.16
Total Dissolved Solids	mg/L	660	740	630	640
Nitrate (as NO <sub>3</sub> )	mg/L	3.1	3.1	3.1	3.1
Ammonium (as N)	mg/L	0.5	0.3	0.5	0.5
Total Nitrogen	mg/L	1.2	1.0	1.2	1.2
Orthophosphate (as P)	mg/L	0.12	0.07	0.12	0.12
Total Phosphorus	mg/L	0.13	0.10	0.15	0.15

Analysis performed in accordance with APHA Standard Methods for the Examination of Water and Wastewater.



Horvat Analytical – Consulting Chemists  
12 Belrose Crescent, Cooloongup WA 6168  
Ph: 0433 203 446  
Email: mario@horvatanalytical.com.au  
ABN: 345 3677 1642



## ANALYSIS REPORT

### Comments:

pH data indicates the waters are neutral in reaction.

Electrical conductivity and total dissolved solids data show the salinity of the waters is within the moderate range, with the exception of Kurrajong sample which has a marginally elevated salinity.

Nutrients data shows low nitrate levels, all below the maximum recommended ADWG health guideline (50 mg/L, Australian Drinking Water Guidelines 2011). Ammonium is at moderate levels in quite a few of these samples. Phosphorus is slightly elevated in most of these samples, exceeding the long term irrigation water phosphorus trigger value (0.05 mg/L, Australian and New Zealand Environment and Conservation Council, October 2000).

Regards,

A handwritten signature in black ink, appearing to read "Mario Horvat".

Mario Horvat MRACI CChem

Chartered Chemist

21 June 2024

*Analysis and data interpretation is representative of the sample as received. The information contained herewith has been provided by Horvat Analytical for information and general guidance purposes only. This information does not constitute legal, commercial or authoritative advice. While every care has been taken to ensure that the content is useful and accurate, Horvat Analytical gives no guarantees, undertakings or warranties in this regard, and does not accept any legal liability or responsibility for any loss or damage caused arising directly or indirectly in connection with reliance on the use of such information. Any errors or omissions brought to the attention of Horvat Analytical will be corrected as soon as possible.*



Horvat Analytical – Consulting Chemists  
12 Belrose Crescent, Cooloongup WA 6168  
Ph: 0433 203 446  
Email: [mario@horvatanalytical.com.au](mailto:mario@horvatanalytical.com.au)  
ABN: 345 3677 1642





## ANALYSIS REPORT

PROJECT ID:	WI230729
DATE SUBMITTED:	28 July 2023
CLIENT DETAILS:	Western Irrigation, 211 Barrington St, Bibra Lake
YOUR REFERENCE:	City of Cockburn, Manning Reserve, WD#B93517, PO B171734

Parameter	Units	Azelia Road Bore
Appearance	-	Colourless, Odourless
pH	-	7.1
Electrical Conductivity	mS/cm	3.69
Total Dissolved Solids	mg/L	2030
Nitrate (as NO <sub>3</sub> )	mg/L	6.8
Ammonium (as N)	mg/L	<0.1
Total Nitrogen	mg/L	1.5
Orthophosphate (as P)	mg/L	0.01
Total Phosphorus	mg/L	0.01

Analysis performed in accordance with APHA Standard Methods for the Examination of Water and Wastewater.

### Comments:

pH data indicates the water is neutral in reaction.

Electrical conductivity and total dissolved solids data show the water has a moderate to somewhat elevated salinity and may be suitable for irrigation of moderately salt tolerant plants. Use on salt sensitive plant species should be limited or avoided.

Nutrients data shows moderate nitrate level, however below the maximum recommended ADWG health guideline (50 mg/L, Australian Drinking Water Guidelines 2011). Nitrate constitutes the entire total nitrogen content. Reactive and total phosphorus are at trace levels. Ammonium nitrogen is negligible.



Horvat Analytical – Consulting Chemists  
12 Belrose Crescent, Cooloongup WA 6168  
Ph: 0433 203 446  
Email: [mario@horvatanalytical.com.au](mailto:mario@horvatanalytical.com.au)  
ABN: 345 3677 1642



Regards,

A handwritten signature in black ink, appearing to read "Mario Horvat".

Mario Horvat *MRACI CChem*

Chartered Chemist

4 August 2023

*Analysis and data interpretation is representative of the sample as received. The information contained herewith has been provided by Horvat Analytical for information and general guidance purposes only. This information does not constitute legal, commercial or authoritative advice. While every care has been taken to ensure that the content is useful and accurate, Horvat Analytical gives no guarantees, undertakings or warranties in this regard, and does not accept any legal liability or responsibility for any loss or damage caused arising directly or indirectly in connection with reliance on the use of such information. Any errors or omissions brought to the attention of Horvat Analytical will be corrected as soon as possible.*



Horvat Analytical – Consulting Chemists  
12 Belrose Crescent, Cooloongup WA 6168  
Ph: 0433 203 446  
Email: [mario@horvatanalytical.com.au](mailto:mario@horvatanalytical.com.au)  
ABN: 345 3677 1642





## ANALYSIS REPORT

<b>PROJECT ID:</b>	<b>WI230807</b>
<b>DATE SUBMITTED:</b>	9 August 2023
<b>CLIENT DETAILS:</b>	Western Irrigation, 211 Barrington St, Bibra Lake
<b>YOUR REFERENCE:</b>	City of Cockburn, Manning Reserve, WD#B92517, PO B172010

Parameter	Units	Azelia Road Bore
Appearance	-	Colourless, Odourless
pH	-	7.4
Electrical Conductivity	mS/cm	3.61
Total Dissolved Solids	mg/L	1990
Nitrate (as NO <sub>3</sub> )	mg/L	6.5
Ammonium (as N)	mg/L	<0.1
Total Nitrogen	mg/L	1.5
Orthophosphate (as P)	mg/L	0.02
Total Phosphorus	mg/L	0.03

*Analysis performed in accordance with APHA Standard Methods for the Examination of Water and Wastewater.*

### Comments:

pH data indicates the water is neutral to slightly alkaline in reaction.

Electrical conductivity and total dissolved solids data show the water has a moderate to somewhat elevated salinity and may be suitable for irrigation of moderately salt tolerant plants. Use on salt sensitive plant species should be limited or avoided.

Nutrients data shows moderate nitrate level, however below the maximum recommended ADWG health guideline (50 mg/L, Australian Drinking Water Guidelines 2011). Nitrate constitutes the entire total nitrogen content. Reactive and total phosphorus are at low levels.



Horvat Analytical – Consulting Chemists  
12 Belrose Crescent, Cooloongup WA 6168  
Ph: 0433 203 446  
Email: [mario@horvatanalytical.com.au](mailto:mario@horvatanalytical.com.au)  
ABN: 345 3677 1642



Regards,

A handwritten signature in black ink, appearing to be "MH".

Mario Horvat *MRACI CChem*

Chartered Chemist

11 August 2023

*Analysis and data interpretation is representative of the sample as received. The information contained herewith has been provided by Horvat Analytical for information and general guidance purposes only. This information does not constitute legal, commercial or authoritative advice. While every care has been taken to ensure that the content is useful and accurate, Horvat Analytical gives no guarantees, undertakings or warranties in this regard, and does not accept any legal liability or responsibility for any loss or damage caused arising directly or indirectly in connection with reliance on the use of such information. Any errors or omissions brought to the attention of Horvat Analytical will be corrected as soon as possible.*



Horvat Analytical – Consulting Chemists  
12 Belrose Crescent, Cooloongup WA 6168  
Ph: 0433 203 446  
Email: [mario@horvatanalytical.com.au](mailto:mario@horvatanalytical.com.au)  
ABN: 345 3677 1642



## ANALYSIS REPORT

<b>PROJECT ID:</b>	<b>WI230901</b>
<b>DATE SUBMITTED:</b>	1 September 2023
<b>CLIENT DETAILS:</b>	Western Irrigation, 211 Barrington St, Bibra Lake
<b>YOUR REFERENCE:</b>	City of Cockburn, Manning Reserve, WD#B93517, PO B172601

Parameter	Units	Azelia Road Bore
Appearance	-	Colourless, Odourless
pH	-	7.4
Electrical Conductivity	mS/cm	3.52
Total Dissolved Solids	mg/L	1940
Nitrate (as NO <sub>3</sub> )	mg/L	6.6
Ammonium (as N)	mg/L	0.1
Total Nitrogen	mg/L	1.7
Orthophosphate (as P)	mg/L	0.02
Total Phosphorus	mg/L	0.02

*Analysis performed in accordance with APHA Standard Methods for the Examination of Water and Wastewater.*

### Comments:

pH data indicates the water is slightly alkaline in reaction.

Electrical conductivity and total dissolved solids data show the water has a moderate to somewhat elevated salinity and may be suitable for irrigation of moderately salt tolerant plants. Use on salt sensitive plant species should be limited or avoided.

Nutrients data shows moderate nitrate level, however below the maximum recommended ADWG health guideline (50 mg/L, Australian Drinking Water Guidelines 2011). Nitrate constitutes majority of the total nitrogen content. Reactive phosphorus and total phosphorus are within the normal range. Ammonium is at trace level.



Horvat Analytical – Consulting Chemists  
12 Belrose Crescent, Cooloongup WA 6168  
Ph: 0433 203 446  
Email: [mario@horvatanalytical.com.au](mailto:mario@horvatanalytical.com.au)  
ABN: 345 3677 1642



Regards,

A handwritten signature in black ink, appearing to read "Mario Horvat".

Mario Horvat *MRACI CChem*

Chartered Chemist

12 September 2023

*Analysis and data interpretation is representative of the sample as received. The information contained herewith has been provided by Horvat Analytical for information and general guidance purposes only. This information does not constitute legal, commercial or authoritative advice. While every care has been taken to ensure that the content is useful and accurate, Horvat Analytical gives no guarantees, undertakings or warranties in this regard, and does not accept any legal liability or responsibility for any loss or damage caused arising directly or indirectly in connection with reliance on the use of such information. Any errors or omissions brought to the attention of Horvat Analytical will be corrected as soon as possible.*



Horvat Analytical – Consulting Chemists  
12 Belrose Crescent, Cooloongup WA 6168  
Ph: 0433 203 446  
Email: [mario@horvatanalytical.com.au](mailto:mario@horvatanalytical.com.au)  
ABN: 345 3677 1642





## ANALYSIS REPORT

PROJECT ID:	WI231009
DATE SUBMITTED:	6 October 2023
CLIENT DETAILS:	Western Irrigation, 211 Barrington St, Bibra Lake
YOUR REFERENCE:	WD#B93517, City of Cockburn, Manning Reserve, PO B173576

Parameter	Units	Azelia Rd Bore
Appearance	-	Colourless, Odourless
pH	-	7.2
Electrical Conductivity	mS/cm	3.52
Total Dissolved Solids	mg/L	1940
Nitrate (as NO <sub>3</sub> )	mg/L	6.2
Ammonium (as N)	mg/L	<0.1
Total Nitrogen	mg/L	1.5
Orthophosphate (as P)	mg/L	0.01
Total Phosphorus	mg/L	0.01

*Analysis performed in accordance with APHA Standard Methods for the Examination of Water and Wastewater.*

### Comments:

pH data indicates the water is neutral to slightly alkaline in reaction.

Electrical conductivity and total dissolved solids data show the water has a moderate to somewhat elevated salinity and may be suitable for irrigation of moderately salt tolerant plants. Use on salt sensitive plant species should be limited or avoided.

Nutrients data shows moderate nitrate level, however below the maximum recommended ADWG health guideline (50 mg/L, Australian Drinking Water Guidelines 2011). Nitrate constitutes the entire total nitrogen content. Reactive and total phosphorus are at trace levels. Ammonium is negligible.



Horvat Analytical – Consulting Chemists  
12 Belrose Crescent, Cooloongup WA 6168  
Ph: 0433 203 446  
Email: [mario@horvatanalytical.com.au](mailto:mario@horvatanalytical.com.au)  
ABN: 345 3677 1642



Regards,

A handwritten signature in black ink, appearing to read "Mario Horvat".

Mario Horvat *MRACI CChem*

Chartered Chemist

11 October 2023

*Analysis and data interpretation is representative of the sample as received. The information contained herewith has been provided by Horvat Analytical for information and general guidance purposes only. This information does not constitute legal, commercial or authoritative advice. While every care has been taken to ensure that the content is useful and accurate, Horvat Analytical gives no guarantees, undertakings or warranties in this regard, and does not accept any legal liability or responsibility for any loss or damage caused arising directly or indirectly in connection with reliance on the use of such information. Any errors or omissions brought to the attention of Horvat Analytical will be corrected as soon as possible.*



Horvat Analytical – Consulting Chemists  
12 Belrose Crescent, Cooloongup WA 6168  
Ph: 0433 203 446  
Email: [mario@horvatanalytical.com.au](mailto:mario@horvatanalytical.com.au)  
ABN: 345 3677 1642



**ANALYSIS REPORT**

<b>PROJECT ID:</b>	<b>WI231104</b>
<b>DATE SUBMITTED:</b>	9 November 2023
<b>CLIENT DETAILS:</b>	Western Irrigation, 211 Barrington St, Bibra Lake
<b>YOUR REFERENCE:</b>	WD#B93517, City of Cockburn, Manning Reserve, PO B174547

ANALYSIS		
	Units	Manning Reserve – Azelia Rd Bore
Appearance	-	Colourless, Odourless
pH	-	7.4
Electrical Conductivity	mS/cm	3.47
Total Dissolved Solids	mg/L	1910
Nitrate (as NO <sub>3</sub> )	mg/L	6.9
Ammonium (as N)	mg/L	0.1
Total Nitrogen	mg/L	1.7
Orthophosphate (as P)	mg/L	0.01
Total Phosphorus	mg/L	0.01

Analysis performed in accordance with APHA Standard Methods for the Examination of Water and Wastewater.

**Comments:**

pH data indicates the water is slightly alkaline in reaction.

Electrical conductivity and total dissolved solids data show the water has a moderate to slightly elevated salinity and may be suitable for irrigation of moderately salt tolerant plants. Use on salt sensitive plant species should be limited or avoided.

Nutrients data shows moderate nitrate level, however below the maximum recommended ADWG health guideline (50 mg/L, Australian Drinking Water Guidelines 2011). Nitrate constitutes the majority of total nitrogen content. Reactive and total phosphorus are at trace levels. Ammonium is at a trace level.

Regards,



Mario Horvat MRACI CChem

Chartered Chemist

17 November 2023



Horvat Analytical – Consulting Chemists  
12 Belrose Crescent, Cooloongup WA 6168  
Ph: 0433 203 446  
Email: [mario@horvatanalytical.com.au](mailto:mario@horvatanalytical.com.au)  
ABN: 345 3677 1642



## ANALYSIS REPORT

*Analysis and data interpretation is representative of the sample as received. The information contained herewith has been provided by Horvat Analytical for information and general guidance purposes only. This information does not constitute legal, commercial or authoritative advice. While every care has been taken to ensure that the content is useful and accurate, Horvat Analytical gives no guarantees, undertakings or warranties in this regard, and does not accept any legal liability or responsibility for any loss or damage caused arising directly or indirectly in connection with reliance on the use of such information. Any errors or omissions brought to the attention of Horvat Analytical will be corrected as soon as possible.*



Horvat Analytical – Consulting Chemists  
12 Belrose Crescent, Cooloongup WA 6168  
Ph: 0433 203 446  
Email: [mario@horvatanalytical.com.au](mailto:mario@horvatanalytical.com.au)  
ABN: 345 3677 1642

**ANALYSIS REPORT**

<b>PROJECT ID:</b>	<b>WI231203</b>
<b>DATE SUBMITTED:</b>	5 December 2023
<b>CLIENT DETAILS:</b>	Western Irrigation, 211 Barrington St, Bibra Lake
<b>YOUR REFERENCE:</b>	WD#B93517, City of Cockburn, Manning Reserve, PO B175432

ANALYSIS		
	Units	Manning Reserve – Azelia Rd Bore
Appearance	-	Colourless, Odourless
pH	-	7.2
Electrical Conductivity	mS/cm	3.67
Total Dissolved Solids	mg/L	2020
Nitrate (as NO <sub>3</sub> )	mg/L	6.9
Ammonium (as N)	mg/L	0.1
Total Nitrogen	mg/L	1.6
Orthophosphate (as P)	mg/L	0.03
Total Phosphorus	mg/L	0.03

Analysis performed in accordance with APHA Standard Methods for the Examination of Water and Wastewater.

**Comments:**

pH data indicates the water is neutral in reaction.

Electrical conductivity and total dissolved solids data show the water has a moderate to slightly elevated salinity and may be suitable for irrigation of moderately salt tolerant plants. Use on salt sensitive plant species should be limited or avoided.

Nutrients data shows moderate nitrate level, however below the maximum recommended ADWG health guideline (50 mg/L, Australian Drinking Water Guidelines 2011). Nitrate constitutes the majority of total nitrogen content. Ammonium nitrogen is at a trace level. Reactive and total phosphorus are at low to moderate levels.

Regards,



Mario Horvat MRACI CChem

Chartered Chemist

7 December 2023

Analysis and data interpretation is representative of the sample as received. The information contained herewith has been provided by Horvat Analytical for information and general guidance purposes only. This information does not constitute legal, commercial or authoritative advice. While every care has been taken to ensure that the content is useful and accurate, Horvat Analytical gives no guarantees, undertakings or warranties in this regard, and does not accept any legal liability or responsibility for any loss or damage caused arising directly or indirectly in connection with reliance on the use of such information. Any errors or omissions brought to the attention of Horvat Analytical will be corrected as soon as possible.



Horvat Analytical – Consulting Chemists  
12 Belrose Crescent, Cooloongup WA 6168  
Ph: 0433 203 446  
Email: [mario@horvatanalytical.com.au](mailto:mario@horvatanalytical.com.au)  
ABN: 345 3677 1642

**ANALYSIS REPORT**

<b>PROJECT ID:</b>	<b>WI240111</b>
<b>DATE SUBMITTED:</b>	11 January 2024
<b>CLIENT DETAILS:</b>	Western Irrigation, 211 Barrington St, Bibra Lake
<b>YOUR REFERENCE:</b>	WD#B93517, City of Cockburn, Manning Reserve, PO B176281

ANALYSIS		
	Units	Manning Reserve – Azelia Rd Bore
Appearance	-	Colourless, Odourless
pH	-	7.2
Electrical Conductivity	mS/cm	3.45
Total Dissolved Solids	mg/L	1900
Nitrate (as NO <sub>3</sub> )	mg/L	7.4
Ammonium (as N)	mg/L	0.1
Total Nitrogen	mg/L	1.8
Orthophosphate (as P)	mg/L	0.03
Total Phosphorus	mg/L	0.03

Analysis performed in accordance with APHA Standard Methods for the Examination of Water and Wastewater.

**Comments:**

pH data indicates the water is neutral in reaction.

Electrical conductivity and total dissolved solids data show the water has a moderate to slightly elevated salinity and may be suitable for irrigation of moderately salt tolerant plants. Use on salt sensitive plant species should be limited or avoided.

Nutrients data shows moderate nitrate level, however below the maximum recommended ADWG health guideline (50 mg/L, Australian Drinking Water Guidelines 2011). Nitrate constitutes the majority of total nitrogen content. Reactive and total phosphorus are at low levels. Ammonium is at a trace level.

Regards,



Mario Horvat MRACI CChem

Chartered Chemist

18 January 2024

Analysis and data interpretation is representative of the sample as received. The information contained herewith has been provided by Horvat Analytical for information and general guidance purposes only. This information does not constitute legal, commercial or authoritative advice. While every care has been taken to ensure that the content is useful and accurate, Horvat Analytical gives no guarantees, undertakings or warranties in this regard, and does not accept any legal liability or responsibility for any loss or damage caused arising directly or indirectly in connection with reliance on the use of such information. Any errors or omissions brought to the attention of Horvat Analytical will be corrected as soon as possible.



Horvat Analytical – Consulting Chemists  
12 Belrose Crescent, Cooloongup WA 6168  
Ph: 0433 203 446  
Email: [mario@horvatanalytical.com.au](mailto:mario@horvatanalytical.com.au)  
ABN: 345 3677 1642

**ANALYSIS REPORT**

<b>PROJECT ID:</b>	<b>WI240207</b>
<b>DATE SUBMITTED:</b>	13 February 2024
<b>CLIENT DETAILS:</b>	Western Irrigation, 211 Barrington St, Bibra Lake
<b>YOUR REFERENCE:</b>	WD#B93517, City of Cockburn, Manning Reserve, PO B177257

WATER ANALYSIS		
	Units	Manning Reserve – Azelia Rd Bore
Appearance	-	Colourless, Odourless
pH	-	7.2
Electrical Conductivity	mS/cm	3.38
Total Dissolved Solids	mg/L	1860
Nitrate (as NO <sub>3</sub> )	mg/L	7.4
Ammonium (as N)	mg/L	0.1
Total Nitrogen	mg/L	1.8
Orthophosphate (as P)	mg/L	0.02
Total Phosphorus	mg/L	0.02

Analysis performed in accordance with APHA Standard Methods for the Examination of Water and Wastewater.

**Comments:**

pH data indicates the water is neutral in reaction.

Electrical conductivity and total dissolved solids data show the water has a moderate to slightly elevated salinity and may be suitable for irrigation of moderately salt tolerant plants. Use on salt sensitive plant species should be limited or avoided.

Nutrients data shows moderate nitrate level, however below the maximum recommended ADWG health guideline (50 mg/L, Australian Drinking Water Guidelines 2011). Nitrate constitutes the majority of total nitrogen content. Reactive and total phosphorus are at low levels. Ammonium is at a trace level.

Regards,



Mario Horvat MRACI CChem

Chartered Chemist

21 February 2024

Analysis and data interpretation is representative of the sample as received. The information contained herewith has been provided by Horvat Analytical for information and general guidance purposes only. This information does not constitute legal, commercial or authoritative advice. While every care has been taken to ensure that the content is useful and accurate, Horvat Analytical gives no guarantees, undertakings or warranties in this regard, and does not accept any legal liability or responsibility for any loss or damage caused arising directly or indirectly in connection with reliance on the use of such information. Any errors or omissions brought to the attention of Horvat Analytical will be corrected as soon as possible.



Horvat Analytical – Consulting Chemists  
12 Belrose Crescent, Cooloongup WA 6168  
Ph: 0433 203 446  
Email: [mario@horvatanalytical.com.au](mailto:mario@horvatanalytical.com.au)  
ABN: 345 3677 1642

**ANALYSIS REPORT**

<b>PROJECT ID:</b>	<b>WI240304</b>
<b>DATE SUBMITTED:</b>	11 March 2024
<b>CLIENT DETAILS:</b>	Western Irrigation, 211 Barrington St, Bibra Lake
<b>YOUR REFERENCE:</b>	WD#B93517, City of Cockburn, Manning Reserve, PO B178000

ANALYSIS		
	Units	Manning Reserve – Azelia Rd Bore
Appearance	-	Colourless, Odourless
pH	-	7.5
Electrical Conductivity	mS/cm	2.91
Total Dissolved Solids	mg/L	1600
Nitrate (as NO <sub>3</sub> )	mg/L	9.1
Ammonium (as N)	mg/L	0.1
Total Nitrogen	mg/L	2.1
Orthophosphate (as P)	mg/L	<0.01
Total Phosphorus	mg/L	0.01

Analysis performed in accordance with APHA Standard Methods for the Examination of Water and Wastewater.

**Comments:**

pH data indicates the water is slightly alkaline in reaction.

Electrical conductivity and total dissolved solids data show the water has a moderate to slightly elevated salinity and may be suitable for irrigation of moderately salt tolerant plants. Use on salt sensitive plant species should be limited or avoided.

Nutrients data shows moderate nitrate level, however below the maximum recommended ADWG health guideline (50 mg/L, Australian Drinking Water Guidelines 2011). Nitrate constitutes the majority of total nitrogen content. Reactive phosphorus is negligible and total phosphorus is at a trace level. Ammonium is at a trace level.

Regards,



Mario Horvat MRACI CChem

Chartered Chemist

21 March 2024

Analysis and data interpretation is representative of the sample as received. The information contained herewith has been provided by Horvat Analytical for information and general guidance purposes only. This information does not constitute legal, commercial or authoritative advice. While every care has been taken to ensure that the content is useful and accurate, Horvat Analytical gives no guarantees, undertakings or warranties in this regard, and does not accept any legal liability or responsibility for any loss or damage caused arising directly or indirectly in connection with reliance on the use of such information. Any errors or omissions brought to the attention of Horvat Analytical will be corrected as soon as possible.



Horvat Analytical – Consulting Chemists  
12 Belrose Crescent, Cooloongup WA 6168  
Ph: 0433 203 446  
Email: [mario@horvatanalytical.com.au](mailto:mario@horvatanalytical.com.au)  
ABN: 345 3677 1642

**ANALYSIS REPORT**

<b>PROJECT ID:</b>	<b>WI240405</b>
<b>DATE SUBMITTED:</b>	4 April 2024
<b>CLIENT DETAILS:</b>	Western Irrigation, 211 Barrington St, Bibra Lake
<b>YOUR REFERENCE:</b>	WD#B93517, Client Name: City of Cockburn, Site: Manning Reserve, PO B178598

ANALYSIS		
	Units	Azelia Road Bore
Appearance	-	Colourless, Odourless
pH	-	7.1
Electrical Conductivity	mS/cm	3.49
Total Dissolved Solids	mg/L	1920
Nitrate (as NO <sub>3</sub> )	mg/L	7.9
Ammonium (as N)	mg/L	0.2
Total Nitrogen	mg/L	2.0
Orthophosphate (as P)	mg/L	0.02
Total Phosphorus	mg/L	0.02

Analysis performed in accordance with APHA Standard Methods for the Examination of Water and Wastewater.

**Comments:**

pH data indicates the water is neutral in reaction.

Electrical conductivity and total dissolved solids data show the water has a moderate to slightly elevated salinity and may be suitable for irrigation of moderately salt tolerant plants. Use on salt sensitive plant species should be limited or avoided.

Nutrients data shows moderate nitrate level, however below the maximum recommended ADWG health guideline (50 mg/L, Australian Drinking Water Guidelines 2011). Nitrate constitutes the majority of total nitrogen content. Reactive and total phosphorus are within the normal range. Ammonium is at a low level.

Regards,



Mario Horvat MRACI CChem

Chartered Chemist

12 April 2024

Analysis and data interpretation is representative of the sample as received. The information contained herewith has been provided by Horvat Analytical for information and general guidance purposes only. This information does not constitute legal, commercial or authoritative advice. While every care has been taken to ensure that the content is useful and accurate, Horvat Analytical gives no guarantees, undertakings or warranties in this regard, and does not accept any legal liability or responsibility for any loss or damage caused arising directly or indirectly in connection with reliance on the use of such information. Any errors or omissions brought to the attention of Horvat Analytical will be corrected as soon as possible.



Horvat Analytical – Consulting Chemists  
12 Belrose Crescent, Cooloongup WA 6168  
Ph: 0433 203 446  
Email: [mario@horvatanalytical.com.au](mailto:mario@horvatanalytical.com.au)  
ABN: 345 3677 1642

**ANALYSIS REPORT**

<b>PROJECT ID:</b>	<b>WI240508</b>
<b>DATE SUBMITTED:</b>	9 May 2024
<b>CLIENT DETAILS:</b>	Western Irrigation, 211 Barrington St, Bibra Lake
<b>YOUR REFERENCE:</b>	WD#B93517, Client Name: City of Cockburn, Site: Manning Reserve, PO B179574

ANALYSIS		
	Units	Azelia Road Bore
Appearance	-	Colourless, Odourless
pH	-	7.3
Electrical Conductivity	mS/cm	4.18
Total Dissolved Solids	mg/L	2300
Nitrate (as NO <sub>3</sub> )	mg/L	6.1
Ammonium (as N)	mg/L	0.1
Total Nitrogen	mg/L	1.5
Orthophosphate (as P)	mg/L	0.02
Total Phosphorus	mg/L	0.02

Analysis performed in accordance with APHA Standard Methods for the Examination of Water and Wastewater.

**Comments:**

pH data indicates the water is neutral in reaction.

Electrical conductivity and total dissolved solids data show the water has slightly elevated salinity and may be suitable for irrigation of moderately to highly salt tolerant plants. Use on salt sensitive plant species should be limited or avoided.

Nutrients data shows moderate nitrate level, however below the maximum recommended ADWG health guideline (50 mg/L, Australian Drinking Water Guidelines 2011). Nitrate constitutes the majority of total nitrogen content. Reactive and total phosphorus are at low levels. Ammonium is at a trace level.

Regards,



Mario Horvat MRACI CChem

Chartered Chemist

20 May 2024

Analysis and data interpretation is representative of the sample as received. The information contained herewith has been provided by Horvat Analytical for information and general guidance purposes only. This information does not constitute legal, commercial or authoritative advice. While every care has been taken to ensure that the content is useful and accurate, Horvat Analytical gives no guarantees, undertakings or warranties in this regard, and does not accept any legal liability or responsibility for any loss or damage caused arising directly or indirectly in connection with reliance on the use of such information. Any errors or omissions brought to the attention of Horvat Analytical will be corrected as soon as possible.



Horvat Analytical – Consulting Chemists  
12 Belrose Crescent, Cooloongup WA 6168  
Ph: 0433 203 446  
Email: mario@horvatanalytical.com.au  
ABN: 345 3677 1642

**ANALYSIS REPORT**

<b>PROJECT ID:</b>	<b>WI240605</b>
<b>DATE SUBMITTED:</b>	13 June 2024
<b>CLIENT DETAILS:</b>	Western Irrigation, 211 Barrington St, Bibra Lake
<b>YOUR REFERENCE:</b>	WD#B93517, Client Name: City of Cockburn, Site: Manning Reserve, PO B180398

WATER ANALYSIS		
	Units	Azelia Road Bore
Appearance	-	Colourless, Odourless
pH	-	7.3
Electrical Conductivity	mS/cm	4.04
Total Dissolved Solids	mg/L	2220
Nitrate (as NO <sub>3</sub> )	mg/L	11
Ammonium (as N)	mg/L	0.2
Total Nitrogen	mg/L	2.7
Orthophosphate (as P)	mg/L	0.01
Total Phosphorus	mg/L	0.01

Analysis performed in accordance with APHA Standard Methods for the Examination of Water and Wastewater.

**Comments:**

pH data indicates the water is neutral in reaction.

Electrical conductivity and total dissolved solids data show the water has a moderate to slightly elevated salinity and may be suitable for irrigation of moderately salt tolerant plants. Use on salt sensitive plant species should be limited or avoided.

Nutrients data shows moderate nitrate level, however below the maximum recommended ADWG health guideline (50 mg/L, Australian Drinking Water Guidelines 2011). Nitrate constitutes the majority of total nitrogen content. Reactive and total phosphorus are at low levels. Ammonium is within the normal range.

Regards,



Mario Horvat MRACI CChem

Chartered Chemist

21 June 2024

Analysis and data interpretation is representative of the sample as received. The information contained herewith has been provided by Horvat Analytical for information and general guidance purposes only. This information does not constitute legal, commercial or authoritative advice. While every care has been taken to ensure that the content is useful and accurate, Horvat Analytical gives no guarantees, undertakings or warranties in this regard, and does not accept any legal liability or responsibility for any loss or damage caused arising directly or indirectly in connection with reliance on the use of such information. Any errors or omissions brought to the attention of Horvat Analytical will be corrected as soon as possible.



Horvat Analytical – Consulting Chemists  
12 Belrose Crescent, Cooloongup WA 6168  
Ph: 0433 203 446  
Email: mario@horvatanalytical.com.au  
ABN: 345 3677 1642

**15.1.6 (2024/MINUTE NO 0229) Office of Auditor General Performance Audit - Exit Controls at Large Local Government Entities, Reports 25: 2023-24, 28 June 2024; and the City of Cockburn's Response**

<b>Executive</b>	Chief Executive Officer
<b>Author</b>	Head of People, Culture and Safety
<b>Attachments</b>	<ol style="list-style-type: none"> <li>Office of the Auditor General List of Audits and Reports 1 July 2023 to 30 June 2024 <a href="#">↓</a></li> <li>OAG Report 25- 2023-24, 28 June 2024 Staff Exit Controls at Large Local Government Entities <a href="#">↓</a></li> </ol>

**Officer Recommendation/Committee Recommendation/Council Decision**

MOVED Cr C Reeve-Fowkes SECONDED Cr M Separovich

That Council RECEIVES the Office of Auditor General Performance Audit – Exit Controls at Large Local Government Entities, Report 25: 2023-24, 28 June 2024, as attached to the Agenda.

**CARRIED 10/0**

**Background**

Responsibility for the financial audits of all local governments sits with the Office of the Auditor General (OAG).

In accordance with legislative requirements, the OAG presents a report to Parliament each year on the results of the local government financial audits, including issues that are significant enough to bring to the attention of the Parliament.

The Auditor General encourages local governments to review these audit findings and consider the recommendations made to support continuous improvement of their operating environments and governance frameworks.

This report is brought to the Audit, Risk and Compliance Committee for review and to address the recommendations made by the OAG.

These reports are listed (refer Attachment 1).

**Submission**

N/A



## Report

### Purpose of the OAG Performance Report

On 13 September 2023, the OAG published the Audit Report 'Staff Exit Controls for Government Trading Enterprises', Report 4: 2023-24'.

This report found that staff exit controls in state government entities and government trading enterprises (GTE) were not consistently cancelled immediately, and exit controls were not assessed for risk and were not adjusted for high integrity positions.

Attachment 2 to this report is the OAG Performance Audit - Exit Controls at Large Local Government Entities, Report 25: 2023-24, 28 June 2024.

This Audit assessed whether seven large metropolitan local governments effectively and efficiently manage the exit of staff to minimise security, asset, and financial risks.

The audit considered if these local governments had appropriate policies and procedures, and whether these are complied with to effectively manage staff exits.

As appropriate, the learnings from this audit can be applied to the City of Cockburn, as the risks relating to staff exit are common to all public sector entities and the local government sector.

### Significant Matters Identified by the OAG

The OAG report identified the matters summarised below:

Local Governments need to ensure that when a staff member leaves, premises and information are protected, and all public assets recovered.

Ineffective controls increase the risk of security breaches and loss of information, physical assets, and public money.

When staff leave by resignation, retirement, end of contract or through dismissal, the local government should:

- Immediately cancel access to information systems, premises, and confidential information
- Revoke all physical controls such as identity cards, security access passes (fobs or cards) and keys
- Collect all local government owned property
- Offer exit interviews and analyse associated data to ensure that risks highlighted by ceasing employees can be effectively managed
- Issue a reminder of the individual's ongoing obligations not to disclose confidential or commercially sensitive information.



Implication(s) for the City

The OAG report has implications for the City and recommends the following:

- Local governments should consider and assess risks presented by staff leaving high integrity positions or who are terminated for misconduct or other adverse reasons.

Risk assessments help entities identify and understand security implications and reduce risks to information, assets, and finances.

The OAG report has included information to assist local governments to manage these risks in Appendix 1 of the OAG report.

- Risk assessments are better managed by adopting a systematic approach that is documented in exit procedures and checklists used by local governments.

This includes considering post-employment integrity risks and making clear the ongoing requirement for staff to maintain security of information and return all IT assets when the person's employment ends.

- To manage staff exits effectively local governments require policies and procedures that coordinate activities across multiple business units (these can include human resources, payroll, finance, security, IT, and fleet).

Local governments also need to monitor staff exits to ensure compliance with their policies and procedures and reduce risk.

City Response to OAG Report

Below are responses provided by the City to findings contained in the OAG report:

No.	OAG finding and recommendation	City of Cockburn response
1	<p><b>Access to buildings and IT was not consistently removed on a timely basis when staff left.</b></p> <p>Cancelling access to buildings often took more than a day risking unauthorised access to premises.</p> <p>Recommendation - entities should:</p> <ul style="list-style-type: none"> <li>Ensure access to IT systems, buildings and banking delegations are removed or disabled within 24 hours of the exit date.</li> </ul>	<p>No additional action required.</p> <p>People Experience send an offboarding email to all relevant internal stakeholders with cessation date as part of resignation acknowledgement process.</p> <p>All access to buildings is removed from close of business of the last day of employment. As part of cessation checklist, leaders are required to collect any building access cards, keys, fuel cards, credit cards and authorisation cards from ceasing Employee prior to them ceasing with the organisation.</p>
2	<p><b>Access to buildings and IT was not consistently removed on a timely basis when staff left.</b></p> <p>Access to IT was not always cancelled within 24 hours.</p>	<p>No additional action required.</p> <p>People Experience send an offboarding email to all relevant internal stakeholders with cessation date as part of resignation</p>



No.	OAG finding and recommendation	City of Cockburn response
	<p>Recommendation - entities should:</p> <ul style="list-style-type: none"> <li>• Ensure access to IT systems, buildings and banking delegations are removed or disabled within 24 hours of the exit date.</li> </ul>	<p>acknowledgement process.</p> <p>All IT access is cancelled within 24 hours of ceasing employment. In instances where an Employee is ceased with no notice, the Head of Information Management is notified, and immediate cessation of access is requested. Such requests are typically actioned no more than 30 minutes after the request, subject to date and time of request being made.</p>
3	<p><b>The return of assets was not always actioned or documented effectively.</b></p> <p>The return was not always effectively documented.</p> <p>Recommendation - entities should:</p> <ul style="list-style-type: none"> <li>• Ensure all assets are returned on or prior to the day of exit.</li> </ul>	<p>Further education to People Leaders on the importance of timely completion of documentation is required. A review of this process is due to take place as part of the People Experience Program in FY25.</p> <p>Whilst leaders collect all assets prior to cessation of employment, the termination checklist is, on occasion, not completed at the time of cessation. On occasion a delay of a several business days is experienced in completing this documentation even though the leader has collected all assets.</p>
4	<p><b>The return of assets was not always actioned or documented effectively.</b></p> <p>Controls over final payments need to be consistently implemented at two entities.</p> <p>Recommendation - entities should:</p> <ul style="list-style-type: none"> <li>• Settle amounts payable to entities by exiting employees should be settled during final payment or repayment plans should be put in place prior to employees exiting;</li> <li>• Perform and review final payment calculations in a timely manner, with evidence retained.</li> </ul>	<p>No additional action required.</p> <p>Any monetary balances owing to the Employer are communicated to the ceasing Employee prior to cessation of employment.</p> <p>In instances in which the payment can be recouped from the final payroll, approval is sought from the ceasing Employee. In instances where this is not possible, relevant information is sent to accounts receivable and a debtor raised.</p> <p>Examples where this occurs is where an Employee has opted to purchase a portable device provided for under their contract of employment.</p>
5	<p><b>Process for monitoring the timely completion of exit activities vary in their effectiveness.</b></p>	<p>Undertake a review of current documented process to ensure continuous improvement and fit for</p>

No.	OAG finding and recommendation	City of Cockburn response
	<p>There are gaps in entities' monitoring of whether exit processes have been completed.</p> <p>Recommendation - entities should:</p> <ul style="list-style-type: none"> <li>• Review and where required document end-to-end policies and procedures for employee terminations;</li> <li>• Regularly review staff exit information allowing effective oversight and monitoring of end-to-end processes and ensure compliance with policies and procedure.</li> </ul>	<p>purpose processes are not just in place but are appropriately embedded and understood. A review of this process is due to take place as part of the People Experience Program in FY25.</p> <p>Termination processes are documented to ensure consistency for all cessations. The end-to-end process is commenced by People Experience upon receipt of a cessation and all relevant internal stakeholders are notified of the last date of employment. This triggers the cessation process within the relevant service units (i.e.: cancellation of access cards, IT system access, removal from ARC membership, reallocation of emails etc).</p> <p>The only time there is a deviation from the documented end to end process is when the cessation is effective immediately, and documentation is completed retrospectively.</p> <p>All exiting Employees, including casuals, are provided the opportunity to undertake a confidential exit survey. Survey data is analysed and presented to the Executive Leadership Team monthly to ensure that key themes are identified, and action plans put in place to ensure future controls.</p>
6	<p><b>Process for monitoring the timely completion of exit activities vary in their effectiveness.</b></p> <p>Entities' data for monitoring exit controls was limited.</p>	<p>To ensure consistent monitoring occurs, the City needs to undertake process mapping activities to ensure all steps are captured. This is due to take place as part of the People Experience Program in FY25.</p> <p>Leaders are required to complete cessation checklists in all instances, and these are monitored by the People Experience team. However, there is no record as to what checklists are outstanding at any given time.</p>



7	<p><b>Exit controls are not responsive to the risks with exits from high integrity positions and are not effectively documented.</b></p> <p>Exit controls are not adjusted to reflect high integrity positions and are not effectively documented.</p> <p>Recommendation – all entities should:</p> <p>Evaluate risk posed by different positions and termination types, develop and document procedures to manage the risks effectively and efficiently.</p>	<p>There is currently no process in place for risk assessing high integrity positions and the risks associated with off boarding. As a minimum an establishment of positions should be documented to ensure a documented process is in place for those roles identified as high integrity. This will form part of the review that is due to take place as part of the People Experience Program in FY25.</p> <p>There is a process associated with those cessation processes that are deemed high risk (i.e.: termination by City or immediate resignation).</p>
8	<p><b>Exit controls are not responsive to the risks with exits from high integrity positions and are not effectively documented.</b></p> <p>Exiting staff were not consistently reminded of their post-employment confidentiality obligations.</p>	<p>While there are processes in place for onboarding and during employment, there is no established process of post-employment confidentiality obligations. This should be investigated further to determine if the cessation confirmation letter issued to Employees should include such a reminder. This will form part of the review that is due to take place as part of the People Experience Program in FY25.</p> <p>It must be noted that any cessation that is attributed to a Deed of Settlement does contain confidentiality provisions.</p>
9	<p><b>Exit surveys and interviews are not frequently completed, and there is limited analysis of feedback.</b></p> <p>There were gaps in the documentation of exit processes at all the entities.</p> <p>Recommendation - entities should:</p> <ul style="list-style-type: none"> <li>• Offer interviews to and/or survey all exiting staff;</li> <li>• Asses exit survey feedback processes to increase feedback received and perform analysis of feedback received to identify improvement opportunities.</li> </ul>	<p>No additional action required.</p> <p>All exiting Employees, including casuals, are provided the opportunity to undertake a confidential exit survey. Survey data is analysed and presented to the Executive Leadership Team monthly to ensure that key themes are identified, and action plans put in place to ensure future controls.</p>



**Strategic Plans/Policy Implications**Listening and Leading

A community focused, sustainable, accountable, and progressive organisation.

- Best practice Governance, partnerships and value for money.

**Budget/Financial Implications**

N/A

**Legal Implications**

Sections 7.1, 7.12(3) and 7.12AJ of the *Local Government Act 1995*.

**Community Consultation**

N/A

**Risk Management Implications**

OAG performance audits constitute the fourth line of defence in the OAG's 'Four Lines of Defence Assurance Model' which the City has adapted in the *City of Cockburn Enterprise Risk Management Framework*.

The OAG has identified risks in its performance audit report of other local governments and makes recommendations to manage these risks.

The City needs to consider these recommendations and, where relevant, implement appropriate control measures as appropriate.

**Advice to Proponent(s)/Submitters**

N/A

**Implications of Section 3.18(3) *Local Government Act 1995***

Nil



**Attachment 1:** Office of Auditor General List of Audits and Reports 1 July 2023 to 30 June 2024

1. Requisitioning of COVID-19 Hotels, Report 1: 2023-24, 09 August 2023;
2. Electricity Generation and Retail Corporation (Synergy), Report 2: 2023-24, 09 August 2023;
3. Financial Audit Results – Local Government 2021-22, Report 3: 2023-24, 23 August 2023;
4. Staff Exit Controls for Government Trading Enterprises, Report 4: 2023-24, 13 September 2023;
5. Triple Zero, Report 5: 2023-24, 12 September 2023;
6. Annual Report 2022-2023, 27 September 2023;
7. 2023 Transparency Report: Major Projects, Report 6: 2023-24, 02 October 2023;
8. Management of the Road Trauma Trust Account, Report 7: 2023-24, 17 October 2023;
9. Electricity Generation and Retail Corporation (Synergy), Report 8: 2023-24, 08 November 2023;
10. Implementation of the Essential Eight Cyber Security Controls, Report 9: 2023-24, 06 December 2023;
11. State Government 2022-23 – Financial Audit Results, Report 10: 2023-24, 20 December 2023;
12. Funding for Community Sport and Recreation, Report 11: 2023-24, 21 March 2024;
13. Digital Identity and Access Management – Better Practice Guide, Report 12: 2023-24, 28 March 2024;
14. Provision of Supplementary Information to the Standing Committee on Estimates and Financial Operations – Opinions on Ministerial Notifications, Report 13: 2023-24, 05 April 2024;
15. State Government 2022-23 – Information Systems Audit, Report 14: 2023-24, 12 April 2024;
16. Government Campaign advertising, Report 15: 2023-24, 15 May 2024
17. Local Government 2022-23 – Information Systems Audit Results, Report 16: 2023-24, May 2024;
18. Local Government IT Disaster Recovery Planning, Report 17: 2023-24, 31 May 2024;
19. Local Government 2022-23 – Financial Audit Results, Report 18: 2023-24, 06 June 2024;
20. Local Government Management of Purchasing Cards, Report 19: 2023-24, 12 June 2024;
21. Local Government Physical Security of Server Assets, Report 20: 2023-24, 24 June 2024;

- 22. Electricity Generation and Retail Corporation (Synergy), Report 21: 2023-24, 24 June 2024;
- 23. Fraud Risks in the Management of Client Funds by the Public Trustee, Report 22: 2023-24, 26 June 2024;
- 24. Legal Services Provided to the State Solicitor's Office – Opinions on Ministerial Notifications, Report 23: 2023-24, 27 June 2024;
- 25. Implementation of the Earlier Intervention and Family Support Strategy, Report 24: 2023-24, June 2024;
- 26. Staff Exit Controls at Large Local Government Entities, Report 25: 2023-24, 28 June 2024;
- 27. Controls Over Agency Special Purpose Accounts, Report 26: 2023-24, 28 June 2024.

**Attachment 2:** Office of Auditor General Performance Audit - Exit Controls at Large Local Government Entities, Report 25: 2023-24, 28 June 2024 (pdf file)





Report 25: 2023-24 | 28 June 2024

**PERFORMANCE AUDIT**

# Staff Exit Controls at Large Local Government Entities



## Office of the Auditor General for Western Australia

### Audit team:

This audit was conducted by Paxon Group engaged under section 29 of the *Auditor General Act 2006*.

The audit was conducted under the direction of Nayna Raniga and Andrew Harris.

National Relay Service TTY: 133 677  
(to assist people with hearing and voice impairment)

We can deliver this report in an alternative format for those with visual impairment.

© 2024 Office of the Auditor General Western Australia.  
All rights reserved. If acknowledged, this material may be reproduced in whole or in part.

ISSN: 2200-1913 (print)  
ISSN: 2200-1921 (online)

***The Office of the Auditor General acknowledges the traditional custodians throughout Western Australia and their continuing connection to the land, waters and community. We pay our respects to all members of the Aboriginal communities and their cultures, and to Elders both past and present.***

Image credit: shutterstock.com/iLixe48



WESTERN AUSTRALIAN AUDITOR GENERAL'S REPORT

Staff Exit Controls at Large Local Government  
Entities

Report 25: 2023-24  
28 June 2024



This page is intentionally left blank





**THE PRESIDENT  
LEGISLATIVE COUNCIL**

**THE SPEAKER  
LEGISLATIVE ASSEMBLY**

### **STAFF EXIT CONTROLS AT LARGE LOCAL GOVERNMENT ENTITIES**

This report has been prepared for submission to Parliament under the provisions of sections 24 and 25 of the *Auditor General Act 2006*.

Performance audits are an integral part of my Office's overall program of audit and assurance for Parliament. They seek to provide Parliament and the people of WA with assessments of the effectiveness and efficiency of public sector programs and activities, and identify opportunities for improved performance.

This audit assessed whether eight large metropolitan local government entities effectively and efficiently manage the exit of staff to minimise security, asset and financial risks.

I wish to acknowledge the entities' staff for their cooperation with this audit.

A handwritten signature in black ink, appearing to read 'Caroline Spencer'.

Caroline Spencer  
Auditor General  
28 June 2024

## Contents

Auditor General's overview .....	5
Executive summary .....	6
Introduction .....	6
Background .....	6
Conclusion .....	8
Findings .....	9
Access to buildings and IT was not consistently removed on a timely basis when staff left .....	9
The return of assets was not always actioned or documented effectively .....	10
Processes for monitoring the timely completion of exit activities vary in their effectiveness .....	11
Exit controls are not responsive to the risks with exits from high integrity positions and are not effectively documented .....	13
Exit surveys and interviews are not frequently completed and there is limited analysis of feedback .....	14
Recommendations .....	15
Summary of recommendations applicable to audited entity .....	17
Response from local governments entities .....	18
Audit focus and scope .....	22
Appendix 1: Staff exit better practice guide .....	24

## Auditor General's overview

This audit assessed the effectiveness of staff exit controls at eight large metropolitan local government entities. It follows similar audits in both State government entities and government trading enterprises (GTE). The eight entities employ a large number of staff, often across multiple locations, many of whom are casual and temporary employees. In our audit period they also incurred significant staff turnover.



Overall we found that payroll and finance controls were largely effective, but physical security and information technology risks were not always minimised and there were gaps in the documentation of the return of assets. Although this exposes the entities to increased risk, I am pleased that we did not find any instances where information systems had been accessed inappropriately or where assets had been lost or stolen.

All the entities had processes in place for staff exits but their maturity and design varied. Similar to State government entities and GTEs we found that they did not effectively document the assessment of risk and adjust controls to take account of staff leaving high integrity positions.

The risks and challenges identified in my report are not confined to the eight entities we audited. I encourage all public sector entities to look at the findings and recommendations in this report, and draw on the better practice guidance provided in Appendix 1. These should be applied by entities to meet their operational requirements to ensure they have effective staff exit controls in place.

## Executive summary

### Introduction

Our Office regularly conducts audits to ensure that controls are effective and working as intended. Our recent audits of staff exit controls in State government entities and government trading enterprises (GTE) found access to work premises and information technology (IT) were not consistently cancelled immediately, and exit controls were not assessed for risk and were not adjusted for high integrity positions.

This audit assessed whether eight large metropolitan local government entities (entities) effectively and efficiently manage the exit of staff to minimise security, asset and financial risks. We considered if these entities have appropriate policies and procedures, and whether these are complied with to effectively manage staff exits. This report names local government entities in highlighting good practice and areas to improve. These learnings can be applied more broadly across local government entities and the public sector. Entities have not been named where financial controls are applicable.

### Background

The risks relating to staff exits are common to all public sector entities. The local government sector is no exception. It employs a large number of staff, often across multiple locations, many of whom are casual and temporary employees. Entities often see large movements in staff. Our audit covered staff exits during the period 1 January 2023 to 31 December 2023 (Table 1).

City	Headcount	Total staff exits	Casual and temporary staff exits	Permanent staff exits
Armadale	701	213	100	113
Canning	813	270	125	145
Gosnells	671	112	47	65
Joondalup	1,014	207	134	73
Rockingham	725	194	88	106
Stirling	1,490	289	169	120
Swan	1,118	235	67	168
Wanneroo	957	187	43	144
<b>Total</b>	<b>7,489</b>	<b>1,707</b>	<b>773</b>	<b>934</b>

Source: OAG using audited entity information

**Table 1: Headcount and the number of staff exits at the eight local government entities in 2023**

Entities need to ensure when a staff member leaves that premises and information are protected, and all public assets recovered. Ineffective controls increase the risk of security breaches and the loss of information, physical assets and public money.

When staff leave by resignation, retirement, end of contract or through dismissal the entity should:

- immediately cancel access to information systems, premises and confidential information

- revoke all physical controls such as identity cards, security access passes (fobs or cards) and keys
- collect all entity owned property
- offer exit interviews
- issue a reminder of the individual's ongoing obligations not to disclose entity information.

Entities should also consider and assess risks presented by staff leaving high integrity positions, or are terminated for misconduct or other adverse reasons. Risk assessments help entities to identify and understand security implications and reduce risks to information, assets and finances. Information to assist entities to manage these risks is included in Appendix 1.

Risk assessments are better managed by adopting a systematic approach that is documented in exit procedures and checklists used by entities. This includes considering post-employment integrity risks and making clear the ongoing requirement for staff to maintain security of information and return all IT assets when the person's employment ends.<sup>1</sup>

To manage staff exits effectively entities require policies and procedures that coordinate activities across multiple business units (these can include human resources, payroll, finance, security, IT and fleet). Entities also need to monitor staff exits to ensure compliance with their policies and procedures, and reduce risk.



Source: OAG using audited entity process maps and information

*Note: The business unit names and configurations may vary at different entities.*

**Figure 1: Five key business units generally involved in the staff exit management process**

<sup>1</sup> Office of the Auditor General, [Local Government 2022-23 – Information Systems Audit Results](#), OAG, 27 May 2024.

## Conclusion

The entities we audited were partly effective in managing staff exits to minimise security, asset and financial risks. Payroll and finance controls in all eight entities were largely effective, but physical security and IT risks were not always minimised and there were gaps in the documentation of the return of assets. Although this exposes the entities to increased risk, we did not find any instances where information systems had been accessed inappropriately or where assets had been lost or stolen.

All the entities had processes in place for staff exits but their maturity and design varied. Entities' monitoring and oversight of the completion and effectiveness of exit controls was limited. Documentation of end-to-end processes varied across the eight entities, and only two entities had processes in place which enabled them to monitor that all exit activities have been completed. Data to check whether IT and security access had been cancelled was inadequate in most entities, mainly because the ageing systems in use at these entities lacked effective reporting functionality.

Similar to State government entities and GTEs, local government entities are not yet mature in assessing risk and adjusting staff exit controls to take account of high integrity positions. Factors such as access to confidential information and/or critical systems are not subject to risk assessment and exit controls are not adjusted accordingly. Although exit interviews or surveys were offered, completion rates were low restricting analysis of results. We did find some entities do not review outcomes of exit interviews and surveys. This reduces opportunities to improve business processes and staff retention, which is a key challenge for many entities.



## Findings

### Access to buildings and IT was not consistently removed on a timely basis when staff left

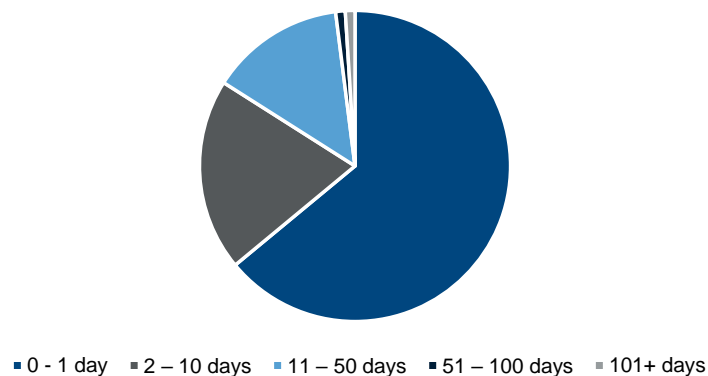
#### Cancelling access to buildings often took more than a day risking unauthorised access to premises

Physical access cancellation at all eight entities was not always performed on a timely basis, specifically within a day of the employee exit. This exposes the entities to increased risk in terms of unauthorised access to buildings, misappropriation of assets and possible damage to premises.

Almost one third of the staff exits we examined showed access was not cancelled within a day after the employee's last day of employment. We tested 15 exits at each entity.

Across the three entities where data analysis could be performed for the population of exits (Table 2), access was cancelled on a timely basis in 65% of cases, with 35% between two and 101 plus days (Figure 2).

0-1 day	2-10 days	11-50 days	51-100 days	101+ days
65%	20%	13%	1%	1%



Source: OAG based on exit data provided by three local government entities

**Figure 2: Days taken to remove physical access**

We were able to determine from our sample exits that security cards had been disabled. Processes were also in place for the return of security access cards but we were unable to evidence the return or destruction of these at all eight entities.

In addition to building access cards, some employees also received staff identify cards. At most entities, it was not possible to determine the date of return of identity cards as the cards are destroyed and no documentation is kept. Identity cards allow the holder to exercise powers, such as performing inspections and if they have not been returned and destroyed it increases the risk of them being used inappropriately after someone leaves. This risk is relatively low as there are processes in place to prompt the return of identity cards on staff exit.

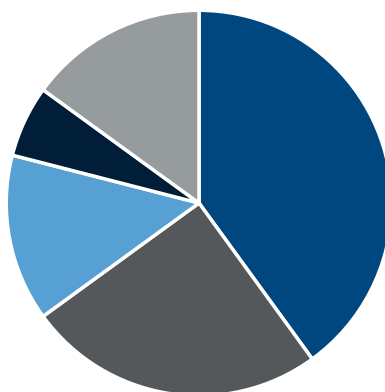
### Access to IT was not always cancelled within 24 hours

IT access cancellation was not performed on a timely basis at seven of the eight entities, with 38% of the samples tested not cancelled within 24 hours of staff exit. This increases the risk of inappropriate or unauthorised access being obtained to the entity's information and data. The City of Wanneroo was the only entity where all the exits we tested showed timely cancellation of less than one day.

There were no instances of unauthorised access by an employee after their exit date. We found a very low number of instances of activity on user accounts after exits, but this was approved IT department activity, rather than inappropriate user activity.

Across the six entities where the data allowed us to perform analysis (Table 2), 43% of the total number of exits were timely cancellations but 57% were not, with 4% over 101 days (Figure 3).

0-1 day	2-10 days	11-50 days	51-100 days	101+ days
43%	34%	16%	3%	4%



■ 0 - 1 day ■ 2 – 10 days ■ 11 – 50 days ■ 51 – 100 days ■ 101+ days

Source: OAG based on exit data provided by six local government entities

**Figure 3: Days taken to remove IT access**

Of the eight entities only the City of Rockingham had defined target timeframes for the cancellation of access to IT and security access cards. It also performed significantly better than the other entities where we were able to analyse the data across the entire population of staff exits.

### The return of assets was not always actioned or documented effectively

#### The return of assets was not always effectively documented

While we did not find any instances where assets had been lost or stolen, it was not possible to confirm that assets allocated to exiting staff were returned at the point of exit.

Although all eight entities have processes to administer the return of assets we found that forms were not always in place or completed to identify which assets had been allocated to which staff, and when they were returned.

IT assets issued to staff are generally not physically returned to IT centrally but provided directly to the replacing employee or to the line manager. IT asset registers were either in place or in development at all eight entities, but there is no clear audit trail of the details of assets being allocated, transferred and returned at most entities leaving uncertainty as to who has the asset at any point in time.

There were instances where exited employees were still included as the custodians of assets within the registers. Where this did occur, entities were able to demonstrate assets had been returned and were still being used within the respective entity.

Although fleet assets could be evidenced as returned at six entities, fleet asset documentation was not always completed for the return of vehicles and related assets such as fuel cards. Limited documentation was available at the cities of Gosnells and Armadale, as vehicle return forms are not used by these entities. The return of vehicles and the related fuel card was identified through the allocation of the vehicle to a different employee, but due to the absence or lack of completed forms we could not always determine the timeliness of their return.

### **Controls over final payments need to be consistently implemented at two entities**

Although most entities had effective controls over financial payments, we found:

- at one entity the final payment for 10 exits, considered to be standard exits, was calculated by the system with no further checks occurring
- one person within our sample owed money to an entity, but the value was not established until after they had exited and the final salary payment had been made. This exposes the entity to an increased risk of non-payment, though in this instance the value was not considered high.

Entities need to ensure that their controls over final payments to exiting employees are consistently implemented. Making errors in final payments risks either underpaying exiting employees which is not acceptable or overpaying and then having to recover funds from staff who have left the entity.

### **Processes for monitoring the timely completion of exit activities vary in their effectiveness**

#### **There are gaps in entities' monitoring of whether exit processes have been completed**

Exit controls work across multiple business units that don't always interact on a regular basis. Because of this, entities need to have processes in place to make sure these controls are performed. We found limited monitoring had been performed by the entities to confirm all exit activities had been completed contributing to the findings within this report.

At six entities processes were in place to initiate the required exit activities and notify the relevant business unit of the exit of an employee, but there was no reporting of completed actions by the relevant business unit:

- at the cities of Swan and Canning there were no exit checklists to confirm the completion of exit activities by the line manager
- at four other entities checklists were used and completed by the line manager of the exiting member of staff but testing identified that they were not always fully completed. At the City of Armadale use of the checklist was noted as being optional. The City of

Rockingham was the only entity able to demonstrate completion of exit checklists for all exiting staff tested

- only two entities, the cities of Joondalup and Gosnells, had the capability to monitor the completion of all exit activities (Case study 1). However, this is limited to statements of completion that could not always be evidenced.

#### Case study 1: Effectively designed exit processes

On notification and acceptance of a staff exit, an entry is created in a database containing the employee's details, last day of employment and through a workflow system, tasks are assigned to the different business units involved in performing exit activities. The process to this point is common for all eight entities.

At the cities of Joondalup and Gosnells, these tasks remain open until they are noted in the database as completed, along with a comment to identify the action taken. Human resources can monitor these responses. Any actions that have not yet been performed can be clearly identified to help assess the timeliness and completeness of exit activity. The other entities do not have this degree of confirmation and accountability.

There is also a step related to post-exit confidentiality with the departing employee informed or required to formally acknowledge these requirements.

These entities with better designed processes may require less effort to ensure that their controls are operating effectively due to the effort already expended on their design.

#### Entities' data for monitoring exit controls was limited

As part of the audit we compared the date of exit to the IT and physical security access cancellation data for all exits in our audit period. However, limitations in entities systems and reporting capabilities meant that we could not do this for all the entities (Table 2). The lack of data and reporting, often due to a lack of functionality in the systems used, limits the entities' ability to effectively monitor the operation of exit processes.

The lack of timely cancellation of IT and security access increases the risk of unauthorised access to premises and information post-employment or provides a loophole for others to exploit.

City	Security access data analysis	IT access data analysis
Armadale	Data not available	Performed
Canning	Data not available	Data not available
Gosnells	Data not available	Performed
Joondalup	Data not available	Performed
Rockingham	Performed	Performed
Stirling	Performed	Performed
Swan	Performed	Performed
Wanneroo	Data not available	Data not available

Source: OAG based on entity data

**Table 2: Summary of data analysis performed**

Security access cancellation dates were not available for the total number of exits as information is administered in basic systems with limited reporting functionality. Only three entities could provide this information.

Information relating to security cancellation for individuals was available, however at the City of Canning it was not possible to obtain complete information on individual exit security cancellation dates as they were manually recorded on spreadsheets or information was missing.

At two entities IT access cancellation dates were only available by individual and not for all exits due to system reporting limitations. Improvements in the availability of this data would enable entities' to implement more effective oversight of these areas and perform comparison of the cancellation dates to assess their completeness and timeliness.

## **Exit controls are not responsive to the risks with exits from high integrity positions and are not effectively documented**

### **Exit controls are not adjusted to reflect high integrity positions and are not effectively documented**

None of the entities had a documented process for assessing risk when someone is leaving a high integrity position or could demonstrate additional measures that might be required to manage their exit. For example, controls may need to be adjusted to manage risks or security concerns of staff who are in high integrity positions where they have access to things like confidential information or payroll systems or bank accounts. Measures were in place for higher risk exits where there were performance or disciplinary issues.

Risks are most effectively identified and managed with a systematic approach to assessing them. Risk assessments assist entities to identify security implications and tailor approaches to minimise risks to information, assets and finances. An understanding of the risks and having documented procedures to mitigate them allows adjustments of controls to be made in the staff exit process to match the circumstances. High integrity positions are not always senior positions and risk assessments need to take account of access to information, systems and resources.

At one entity an employee who left was not removed from the bank authorised signatory listing until 105 days after exiting, which increases the risk of unauthorised transactions or access occurring. This may have been mitigated if the increased risk had been considered. In this instance there were mitigating controls with dual signatories required for all administrative changes to bank accounts and the employee did not have access to the banks online system to make transactions. However, this type of delay greatly increases the risk to the entity if the exiting staff member had greater banking access.

### **Exiting staff were not consistently reminded of their post-employment confidentiality obligations**

There was no confidentiality obligation acknowledgement for employees post-exit at six entities. Processes on entry and during employment through the Code of Conduct were in place, but there was no reminder or agreement signed on exit except for the cities of Joondalup and Gosnells.

Entities should ensure that all exiting staff especially those with access to sensitive or classified information are advised and acknowledge their obligation not to disclose entity information even after they leave. This helps safeguard entity resources and limit potential for the integrity, availability and confidentiality of sensitive information to be compromised.

### **There were gaps in the documentation of exit processes at all the entities**

Exit controls are distributed across multiple business units who need to work together to be effective. However, none of the entities had end-to-end documented processes to facilitate

the consistency, completeness and timeliness of the operation of exit controls and processes.

High level process documents or team specific documents were in place across the entities, but none of these were comprehensive. The key gaps include:

- exit checklists and completion of process confirmation were not in place at the cities of Swan and Canning
- no specific guidance on the timeliness for performance of activities such as disablement of IT and security access at seven of the eight entities
- lack of information or records for the return or transfer of IT and other assets to evidence what is being transferred, when and to whom, at seven of the eight entities
- no confirmation to exiting employees of resignation acceptance, departure timing and terms at the cities of Swan and Gosnells.

Policy and procedure documents help guide and direct entity staff. They provide a structure for consistency and ensure compliance with regulations and standards. Having incomplete policy and procedure documents makes it hard for entities to align practice with their strategic values and comply with regulations and standards.

### **Exit surveys and interviews are not frequently completed and there is limited analysis of feedback**

Processes for exit interviews and surveys were in place at all entities and were generally offered to all exiting employees, with feedback mechanisms including online surveys and internal forms sent out by email. Only 14 of the 120 exits tested completed the survey and provided feedback, which is a low response rate, although we acknowledge that this is in part because it is a voluntary process. The forms viewed varied in length from 14 to 79 questions, but there was no correlation between length and response.

At seven entities, there were limited or no documented processes to show systematic analysis of results from exit interviews and surveys completed by staff and reported to management to identify improvements. Information from exit interviews and surveys can help entities to assess strengths and vulnerabilities, and focus workforce management strategies to drive talent attraction and retention.

---

## Recommendations

These recommendations are based on the eight entities we audited but are relevant for all local government entities and should be read in conjunction with the staff exit better practice guide at Appendix 1.

1. All entities should:

- a. review and where required document end-to-end policies and procedures for employee terminations
- b. regularly review staff exit information allowing effective oversight and monitoring of end-to-end processes and ensure compliance with policies and procedures.

**Implementation timeframe:** December 2024

**Entity response:** Supported by local government entities.

2. All entities should evaluate risk posed by different positions and termination types, develop and document procedures to manage the risks effectively and efficiently.

**Implementation timeframe:** Ongoing

**Entity response:** Supported by local government entities.

3. To minimise the risk of property and information loss all entities should:

- a. ensure access to IT systems, buildings and banking delegations are removed or disabled within 24 hours of the exit date
- b. ensure all assets are returned on or prior to the day of exit
- c. put in place and complete a documented process for the allocation, return and transfer of identifiable assets between custodians to maintain a clear audit trail in asset registers
- d. amounts payable to entities by exiting employees should be settled during final payment or repayment plans should be put in place prior to employees exiting
- e. final payment calculations should be performed and reviewed in a timely manner, with evidence retained.

**Implementation timeframe:** Ongoing

**Entity response:** Supported by local government entities.

4. All entities should:

- a. offer interviews to and/or survey all exiting staff
- b. assess exit survey feedback processes in an attempt to increase feedback received and perform analysis of feedback received to identify improvement opportunities
- c. develop post-employment confidentiality requirement confirmation processes in-line with better practice.

**Implementation timeframe:** December 2024

**Entity response:** Supported by local government entities.

Appendix 2 outlines individual local government entity responses to the recommendations above.

In accordance with section 7.12A of the *Local Government Act 1995*, the eight audited local government entities should prepare a report on any matters identified as significant to them for submission to the Minister for Local Government within three months of this report being tabled in Parliament, and within 14 days of submission publish it on their website.



## Summary of recommendations applicable to audited entity

■ Not effective process in place
 ■ Partly effective process in place
 ■ Effective process in place

Recommendation	Armadale	Canning	Gosnells	Joondalup	Rockingham	Stirling	Swan	Wanneroo
1a. Review and where required document end-to-end policies and procedures for employee terminations								
1b. Regularly review staff exit information allowing effective oversight and monitoring of end-to-end processes and ensure compliance with policies and procedures								
2. Evaluate risk posed by different positions and termination types, develop and document procedures to manage the risks effectively and efficiently								
3a. Ensure access to IT systems, buildings and banking delegations are removed or disabled within 24 hours of the exit date								
3b. Ensure all assets are returned on or prior to the day of exit								
3c. Put in place and complete a documented process for the allocation, return and transfer of identifiable assets between custodians to maintain a clear audit trail in asset registers								
3d. Amounts payable to entities by exiting employees should be settled during final payment or repayment plans should be put in place prior to employees exiting								
3e. Final payment calculations should be performed and reviewed in a timely manner, with evidence retained								
4a. Offer interviews to and/or survey all exiting staff								
4b. Assess exit survey feedback processes in an attempt to increase feedback received and perform analysis of feedback received to identify improvement opportunities								
4c. Develop post-employment confidentiality requirement confirmation processes in-line with better practice								

Source: OAG

## Response from local governments entities

### City of Armadale

Thank you for the opportunity to review and comment.

#### Recommendation 1:

The City agrees and supports the findings of the Audit. Whilst the City has procedures documented and some processes mapped, there is a gap in the mapping of the end-to-end process. The mapping will assist the City identify opportunities for seamlessly integrating the process and optimising the City's corporate business system.

#### Recommendation 2:

The City agrees with this finding and will facilitate a risk review with the relevant business units, reporting to the Audit Committee.

#### Recommendation 3:

- a. The findings are agreed and the City will implement an automated workflow to disable access, programmed ahead of time, where notice is provided.
- b & c. The findings are agreed and the City will review its process controls to confirm receipt, custody and allocation of assets. The process, which exists presently is manual paper based will be systemised through the IT ServiceDesk application software. It is also intended to utilise the City's new integrated Enterprise Resource Planning (ERP) system once functionality for transitioning staff is implemented.
- d. The City's business systems cater for final pay processing, including any payables. The City generally does not incur reimbursable costs attributable to employees.
- e. The City's integrated Enterprise Resource Planning (ERP) system calculates final payments and there is a check completed outside the system to confirm.

#### Recommendation 4:

The City agrees with the findings and has a process in place for exit interviews. The requirement for post-employment confidentiality requirement confirmation processes will be built in the system for certain staff. The City does not agree with the implementation timeframe and the due date proposed to be set by the City is March 2025 to align with the implementation of the City's new ERP and the introduction of additional functionality for transitioning staff.

### City of Canning

The City of Canning accepts the findings and welcomes the recommendations contained in the Summary of Findings report. It is pleasing that there was no evidence of loss or misuse and the City values the opportunity to focus on systemising practices to ensure risk is controlled.

### City of Gosnells

It is very pleasing to note the audit found no instances where information systems were accessed inappropriately or where assets were lost or stolen. This would indicate that the controls in place are broadly effective and, consequently, the risk is low.

It is acknowledged that further work can be undertaken to tighten controls, and this will be done in areas where risk can be mitigated cost effectively. However, the City is always mindful about investing monies in internal processes where the risks are low as this detracts from the City's ability to provide much needed services and facilities to the community.

**Recommendation 1:**

Agreed. The City will consolidate its processes into a single corporate document.

**Recommendation 2:**

The City currently evaluates risk for different termination types and for staff in higher risk positions based on the circumstance at the time of termination. These circumstances will be formally documented.

**Recommendation 3:**

The City acknowledges the need to improve record keeping around the timely revocation of building access and the return of identifiable assets.

The City is satisfied that IT access is revoked in a timely manner, however due to limitations in the system this is difficult to evidence. It is noted that there were no specific findings for the City in relation to amounts payable to exiting employees and final payment calculations.

**Recommendation 4:**

The City is satisfied with its current process for exit interviews. Exit interviews are offered to all staff who resign and are given the choice of a face to face or online interview. Adequate review of feedback is undertaken from a City perspective. It is noted that the City already issues a post-employment confidentiality reminder.

**City of Joondalup**

The City of Joondalup appreciates the opportunity to participate in the Office of the Auditor General performance audit on staff exit controls within local government entities.

The City has a strong focus on strengthening integrity and conduct controls to assist in mitigating risk exposures including financial loss, breaches of legislation and law and significant reputational damage. The City takes both proactive and reactive measures as required to ensure systems of control are subject to regular review, with corrective action being taken, and control improvements made in a timely manner. Improvements relating to the area under audit have been implemented over the past 12 months.

The City accepts all the recommendations made and will prioritise their implementation, to ensure they are completed by the timeframes included in the report.

**City of Rockingham**

The City does not agree with the significant finding that there are no effective processes in place to "regularly review staff exit information allowing effective oversight and monitoring of end to end processes and ensure compliance with policies and procedures" (recommendation 1B). The City is of the view that the Office of the Auditor General (OAG) has not taken into consideration that the City undertakes a periodic review of our staff exit information via our internal audit team, against better practice. The City's 2023 staff exit internal audit report and findings were provided to the OAG as evidence of this control. Similarly, the OAG appear not to have considered that the City's Customer Relationship

Management System is effectively able to track completed requests to cease building and IT access (as a monitoring control) for staff who are ceasing employment.

The City does however agree that the overall Summary of Findings recommendations made for the local government sector are reflective of good practice.

**OAG note:**

We note the City of Rockingham's response. We have considered all the evidence that was provided to us both during and after the audit conduct and procedural fairness processes. The findings of this report and the specific findings reported to the entity reflect our final assessment against the audit criteria and relative to other entities in this audit, and our previous audits in other public sector segments.

**City of Stirling**

The City of Stirling thanks the OAG for the review and welcomes the findings contained in the report. The City recognises the importance of an effective staff exit process and is fully committed to implementing the OAG recommendations to strengthen controls over the exit process to minimise security, asset and financial risks.

The City agrees with the summary of recommendations of the report.

**City of Swan**

The City welcomes the findings and recommendations detailed in the report and acknowledges its staff exit controls were rated to be partly effective. All recommended improvements will be implemented as a priority to ensure the City's staff exit processes are effective and in line with industry best practice. This includes the implementation of an overriding checklist of the end-to-end staff exit process to ensure all actions are appropriately documented and signed off.

**Recommendation 1:**

End-to-end policies and procedures for employee terminations will be compiled and annual reviews will be conducted by management to monitor compliance and timing of action.

**Recommendation 2:**

A process for identifying positions that may pose a higher risk at time of separation is being considered to ensure appropriate actions are taken to mitigate the risk exposure associated with that position. The different risk profiles of these positions does not facilitate a standard approach. Each separation involving a position identified as high risk will be addressed according to the specific risk exposure (IT access / \$ authority / Access to confidential data / Asset allocation etc.).

**Recommendation 3:**

Processes to address 3.(d) and (e) will be reviewed and adjusted to meet the recommendation.

**Recommendation 4:**

Adjustment to existing processes to address the recommendation will be considered for implementation where applicable.

The City thanks the OAG for this review.

**City of Wanneroo**

The City of Wanneroo thanks the OAG for their review and welcomes the findings and recommendations. The City is fully committed to implementing recommendations that will support and strengthen the existing exit process, and appreciates that some processes were found to be effective. The City considers that implementation will further reduce the risks associated with staff that leave the organisation, particularly where they hold roles of additional authority. The recommendations will be progressed within the committed timeframes.

The City supports the summary of recommendations of the report.

## Audit focus and scope

The audit assessed whether eight large metropolitan local government entities effectively and efficiently manage the exit of staff to minimise security, asset and financial risks.

The criteria assessed were:

- Do large local government entities have appropriate policies and procedures to effectively manage staff exits?
- Do large local government entities comply with staff exit policies and procedures?

The audit included the following entities:

- City of Armadale
- City of Canning
- City of Gosnells
- City of Joondalup
- City of Rockingham
- City of Stirling
- City of Swan
- City of Wanneroo.

The audit covered the period 1 January 2023 to 31 December 2023.

In conducting the audit we performed the following:

- held entrance meetings with the entities
- met with the Department of Local Government, Sport and Cultural Industries and local government sector bodies (Western Australian Local Government Association and Local Government Professionals WA)
- reviewed policy and procedure documents and supporting templates
- held meetings with key staff from human resources, payroll, finance, IT and security to gain an understanding of processes and perform walkthroughs
- tested a sample of 15 exits at each entity that covered positions of high level of responsibility or data access, field operatives and casual staff. This included 101, or 10% of, permanent staff and 19 casual staff
- sought evidence of exit processes:
  - termination checklists had been completed before or on the staff exit date and signed by the relevant authority
  - building access cards had been de-activated and/or keys had been collected prior to staff leaving
  - assets issued to staff (computers, tablets, mobile phones, vehicles) were returned
  - credit cards were returned and cancelled
  - access to the entity's IT systems was revoked within 24 hours of their departure

- an exit interview was offered or conducted
  - final payments reviewed and money owed to the entity was identified and paid at the time of leaving
  - risks posed by departing staff and circumstances of their exit were assessed
- sought data on all exits to perform data analysis to assess the timeliness of the cancellation of IT and physical security access.

We did not assess termination decisions and whether they complied with the relevant legislation.

This was an independent performance audit, conducted under section 18 of the *Auditor General Act 2006*, in accordance with Australian Standard on Assurance Engagements ASAE 3500 *Performance Engagements*. We complied with the independence and other ethical requirements related to assurance engagements. Performance audits focus primarily on the effective management and operations of entity programs and activities. The approximate cost of undertaking the audit and reporting was \$285,000.

## Appendix 1: Staff exit better practice guide

Key requirements	
<b>Assess and mitigate risks posed by exiting staff</b>	<p>Entities should assess the security implication and other risks posed by the exiting staff member. Exiting staff can include those leaving voluntarily or terminated for misconduct or other adverse reasons.</p> <p>Below is a checklist of actions to be considered in a risk assessment:</p> <ul style="list-style-type: none"> <li>• assigning a risk level by considering the reason for leaving (resignation, retirement, termination for corruption or misconduct)</li> <li>• reducing level of access to IT systems</li> <li>• limiting access to entity premises</li> <li>• monitoring accrued leave balance to reduce overpayments</li> <li>• identifying assigned assets (vehicles, mobile phones, laptops etc.) and assess need for immediate collection</li> <li>• removing access to confidential or secret information</li> <li>• consider position within the entity and level of delegated authority over staff</li> <li>• existing financial delegations and purchasing card limit</li> <li>• existing conflicts with staff.</li> </ul>
<b>Collect all entity owned property</b>	<p>Entities should maintain an updated register of all assets issued to staff when they start and during their employment. Using information on the register ensures that all entity owned property is returned when staff leave. These include but not limited to:</p> <ul style="list-style-type: none"> <li>• identification badges and name tags</li> <li>• office, cabinet and safe keys</li> <li>• access security passes and swipe cards</li> <li>• computer and other IT equipment - laptops, tablets, storage devices, headsets, mouse and keyboards</li> <li>• mobile phone and charger</li> <li>• vehicle keys, fuel cards and logbooks.</li> </ul> <p>Where access security passes and keys are not returned entities should take immediate action to cancel access cards, reprogram or change locks.</p>

Key requirements	
<b>Cancel all access to premises and IT systems</b>	<p>Entities should ensure that exiting staff have their access to entity premises and information systems withdrawn or cancelled immediately when staff leave. These include but are not limited to:</p> <ul style="list-style-type: none"> <li>• building (including carpark) access</li> <li>• computer login and network access</li> <li>• changing passwords or access to shared or high privileged accounts</li> <li>• email address</li> <li>• voicemail</li> <li>• remote access</li> <li>• corporate memberships</li> <li>• customer accounts with external organisations.</li> </ul> <p>Where physical exit date and formal termination date differ, risks should be mitigated by removing access on the physical exit date.</p>
<b>Issue reminder of ongoing obligations</b>	<p>Entities should ensure that all exiting staff especially those with access to sensitive or classified information are advised and acknowledge their obligation not to disclose entity information. This helps safeguard entity assets and limit potential for the integrity, availability and confidentiality of sensitive information to be compromised.</p>
<b>Offer exit interview</b>	<p>Entities should offer staff exiting the option of an exit interview. This can be a structured discussion or survey to gauge their perception of working in the entity.</p> <p>Entities should also collate the data, report internally and where relevant act on the findings. Information from exit interviews can help entities assess organisational strengths and vulnerabilities, and target workforce management strategies to drive attraction, retention and performance.</p>
<b>Prevent overpayments and recover debt owed</b>	<p>Entities should ensure that they meet their responsibility to recover overpayments and rectify underpayments, while considering the needs and special circumstances of employees.</p> <p>Timely review of payroll information will reduce the likelihood of errors. Overpayments can also be prevented by checking employee leave balances before approving leave and avoiding late changes to booked leave or working arrangements where possible. Where overpayments occur entities need to make timely payment arrangements in-line with section 17D of the <i>Minimum Conditions of Employment Act 1993</i>.</p>
<b>Regularly monitor and review staff exit processes</b>	<p>Entities should periodically review staff exits to ensure that they comply with:</p> <ul style="list-style-type: none"> <li>• entity policies and procedures</li> <li>• better practice.</li> </ul>

Source: OAG, using policies from the Australian Government Protective Security Policy Framework

## Auditor General's 2023-24 reports

Number	Title	Date tabled
25	Staff Exit Controls at Large Local Government Entities	28 June 2024
24	Implementation of the Earlier Intervention and Family Support Strategy	27 June 2024
23	Legal Services Provided to the State Solicitor's Office - Opinions on Ministerial Notifications	27 June 2024
22	Fraud Risks in the Management of Client Funds by the Public Trustee	26 June 2024
21	Electricity Generation and Retail Corporation (Synergy)	24 June 2024
20	Local Government Physical Security of Server Room Assets	24 June 2024
19	Local Government Management of Purchasing Cards	12 June 2024
18	Local Government 2022-23 – Financial Audit Results	6 June 2024
17	Local Government IT Disaster Recovery Planning	31 May 2024
16	Local Government 2022-23 – Information Systems Audit Results	27 May 2024
15	Government Campaign Advertising	15 May 2024
14	State Government 2022-23 – Information Systems Audit	12 April 2024
13	Provision of Supplementary Information to the Standing Committee on Estimates and Financial Operations – Opinions on Ministerial Notifications	5 April 2024
12	Digital Identity and Access Management – Better Practice Guide	28 March 2024
11	Funding for Community Sport and Recreation	21 March 2024
10	State Government 2022-23 – Financial Audit Results	20 December 2023
9	Implementation of the Essential Eight Cyber Security Controls	6 December 2023
8	Electricity Generation and Retail Corporation (Synergy)	8 November 2023
7	Management of the Road Trauma Trust Account	17 October 2023
6	2023 Transparency Report: Major Projects	2 October 2023
5	Triple Zero	22 September 2023

Number	Title	Date tabled
4	Staff Exit Controls for Government Trading Enterprises	13 September 2023
3	Local Government 2021-22 – Financial Audit Results	23 August 2023
2	Electricity Generation and Retail Corporation (Synergy)	9 August 2023
1	Requisitioning of COVID-19 Hotels	9 August 2023

**Office of the Auditor General  
for Western Australia**

7<sup>th</sup> Floor Albert Facey House  
469 Wellington Street, Perth

T: 08 6557 7500  
E: [info@audit.wa.gov.au](mailto:info@audit.wa.gov.au)

[www.audit.wa.gov.au](http://www.audit.wa.gov.au)



@OAG\_WA



Office of the Auditor General  
for Western Australia

**15.1.7 (2024/MINUTE NO 0230) Quarterly Risk Register Update**

<b>Executive</b>	Chief Executive Officer
<b>Author</b>	Risk Advisor
<b>Attachments</b>	<ol style="list-style-type: none"><li>1. City of Cockburn Risk Matrix <a href="#">↓</a></li><li>2. Strategic Risks <a href="#">↓</a></li><li>3. Risks Rated Substantial and Higher <a href="#">↓</a></li></ol>

**Officer Recommendation/Committee Recommendation/Council Decision**

MOVED Cr C Reeve-Fowkes SECONDED Cr M Separovich

That Council RECEIVES the Quarterly Risk Register Update.

**CARRIED 10/0**

**Background**

This report provides an update to the Audit, Risk and Compliance Committee (ARC) on the City of Cockburn (the City) Risk Register, for the period July 2024 to August 2024 (the reporting period). A previous report was considered by the ARC on 16 July 2024.

**Submission**

N/A

**Report****RMSS**

The City's Enterprise Risk Register and Workplace Health and Safety (WHS) events were stored in RMSS, the City's cloud-based online Enterprise Risk Management (ERM) solution, licensed to the City until 30 June 2025.

From Thursday 8 August 2024 onwards, City officers have been unable to access RMSS.

The supplier has been unresponsive since the outage and the City has been unable to make contact with the supplier.

The City is considering the options available under the contract with the supplier.

The City has developed and is refining interim solutions to collate available data, rebuild registers and manage ongoing risk and WHS reporting.

The risk of a cloud-based supplier becoming insolvent whilst trading has not been previously identified by the City.

The situation with RMSS is that City-owned data cannot be retrieved because, despite the City making numerous attempts to contact the supplier, there has been no response.



It is proposed a risk assessment be completed with the City's Procurement Services, Information and Technology Business Unit and Legal and Compliance Service to mitigate recurrence of another similar event.

#### Strategic Risks and Risks Rated Substantial and Higher

The risk level cited in this report to the ARC is the Residual Risk, which is the risk remaining after management has taken action to alter its severity by implementing risk treatment measures.

The City currently has seven strategic risks and 11 risks rated Substantial and higher.

The City's highest ranked risk is ranked High and is climate change related. The elevated ranking of climate related risks is replicated across Australian local governments, with Disaster, Catastrophic Events and Climate Change and Adaptation ranked in the top 10 risks [JLT Public Sector Risk Report, JLT Risk Solutions Pty Ltd].

**Attachment 1** to this report is the current City of Cockburn Enterprise Risk Management - risk assessment matrix and acceptance criteria.

The Risk Assessment Matrix is used for risk analysis and evaluation, comprehending the nature of the risk, and determining the level of risk exposure (likelihood and consequence).

There has been no adjustment to the risk assessment and acceptance criteria since the last report to the ARC.

**Attachment 2** to this report is the Strategic Risks - Update as of 04 September 2024. Strategic risks reflect the internal and external forces capable of threatening the City's ability to achieve its strategic objectives or affect its long-term positioning and performance.

This attachment outlines each strategic risk and provides progress and notes on the management of each risk.

There are currently 7 identified strategic risks, all ranked Moderate Risk, and there has been no change in this number the last report to the ARC.

**Attachment 3** to this report is the Risks Rated Substantial and Higher - Update as of 04 September 2024.

This attachment outlines each risk rated Substantial and higher and provides progress and notes on the management of each risk.

The City's risk register currently contains 10 risks rated Substantial and higher, including one (1) risk rated High - all are operational risks.



**Strategic Plans/Policy Implications**Listening and Leading

A community focused, sustainable, accountable, and progressive organisation.

- Best practice Governance, partnerships and value for money.
- Employer of choice focusing on equity, innovation and technology.

**Budget/Financial Implications**

N/A

**Legal Implications**

*Local Government (Audit) Regulations 1996* r17 CEO to review certain systems and procedures.

**Community Consultation**

N/A

**Risk Management Implications**

Risk management oversight and review is a function of the ARC.

The ARC is required to review the City's Strategic and Operational Risk as part of the City's risk management practices.

The ARCs oversight of the risk register review report supports continuous improvement of risk management processes.

Failure to adopt this report will result in a Substantial risk to the City in its ability to support an integrated and effective approach to risk management and continually improve its risk management processes.

**Advice to Proponent(s)/Submitters**

N/A

**Implications of Section 3.18(3) *Local Government Act 1995***

Nil



City of Cockburn Enterprise Risk Management - risk assessment and acceptance criteria

Risk Assessment Matrix																		
Consequence / Severity	Risk Category												Likelihood / Probability					
	Brand Reputation	Compliance	Cyber Security	Environmental Health	Finance	Fraud	Injury	Operations / Delivery Disruptions	Project			Psychosocial safety	Rare 1	Unlikely 2	Possible 3	Likely 4	Almost certain 5	
									Quality	Cost	Time		Theoretically such an event is possible but not expected to occur during an operation / asset life / project.	Possible that such an event may occur once during operation / asset life / project.	Such an event may occur more than twice during an operation / asset life / project.	Such events may occur frequently during an operation / asset life / project.	Such events are expected to occur routinely during an operation / asset life / project.	
Insignificant 1	Low impact. Low profile. No complaint.	Minor breach of policy / process requiring some response with little impact on other criteria.	Scanning or reconnaissance. Negligible effect on organisation.	An insignificant environmental event that can be immediately corrected under the control of the City.	< \$50,000 or < 5% of OP. Little or no impact on asset.	Single opportunistic dishonest activity or asset misappropriation. Internal or external.	Minor first aid.	Little impact. Business as usual. < 5% variation against KPI.	Majority of milestones and objectives being achieved with minor variation to scope and/or quality reported. Minor impact absorbed through project.	< 5% of Project Budget or < \$50,000, whichever is lower.	< 5% of Project Timeline or < 30 days, whichever is lower.	Activation of HR, WHS or Mental Health First Aider process.	Low 1	Low 2	Low 3	Low 4	Moderate 5	
Minor 2	Low impact. Low profile. Low media attention. Possible complaint.	Compliance breach of policy / process requiring additional work or minimal damage control.	Low-level malicious attack, targeted reconnaissance, phishing, non-sensitive data loss. Causes spurious real time systems slowing for organisation.	A minor environmental event that can be corrected through system improvements within the City.	\$50k ≤ < \$250k or 5% ≤ < 10% of OP. Minor loss or damage.	Theft of confidential or personal information, or intellectual property. Repetitive dishonest activity or asset misappropriation. Internal or external.	Medical treatment. No Lost Time Injury (LTI).	Minor impact. Easily dealt with. Still business as usual. 5 ≤ < 10% variation against KPI.	Minor impact on milestones and objectives being achieved with minor variation to scope and/or quality reported. Disruptive impact on project deliverables expected.	5% ≤ < 10% of Project Budget or \$50k ≤ < \$250k, whichever is lower.	5% ≤ < 10% of Project Timeline or 30 ≤ < 60 days, whichever is lower.	Unplanned absence of < 2 weeks.	Low 2	Low 4	Moderate 6	Moderate 8	Substantial 10	
Major 3	Moderate impact. Moderate media attention. Public complaint.	Compliance breach requiring investigation, mediation or restitution and breach of legislation or regulations.	Malware, beaconing or other active network intrusion; temporary system / service disruption. Loss of confidentiality, integrity, or availability causes limited effect on organisation.	A moderate environmental event that can be remediated but requires multiple stakeholder input.	\$250k ≤ < \$1m or 10% ≤ < 25% of OP. Major damage to asset.	Falsifying financial or procurement records to obtain an improper or financial benefit. Internal or external.	Medical treatment with LTI and / or work restriction > 2 weeks.	Some objectives affected. Can continue business as usual, with minor controls executed. 10 ≤ < 25% variation against KPI.	Major impact on milestones and objectives being achieved with minor variation to scope and/or quality reported. Serious impact on project deliverables expected.	10% ≤ < 25% of Project Budget or \$250k ≤ < \$1m, whichever is lower.	10% ≤ < 25% of Project Timeline or 60 ≤ < 90 days, whichever is lower.	Unplanned absence of > 2 weeks, or Workers' Compensation case.	Low 3	Moderate 6	Moderate 9	Substantial 12	High 15	
Critical 4	Damage to reputation. Public embarrassment. High media attention. Several public complaints. Third party legal action.	Compliance breach involving external investigation or third party actions resulting in tangible loss or reputation damage to the City and breach of legislation or regulations.	Exfiltration or deletion / damage of key sensitive data or intellectual property. Loss of confidentiality, integrity, or availability causes some adverse effect on organisation.	A significant environmental event where rehabilitation involves multiple stakeholders and various levels of the community and government.	\$1m ≤ < \$5m or 25% ≤ < 50% of OP. Significant loss of asset.	Persistent planned or systematic dishonest activity or asset misappropriation. Internal or external.	Partial disablement or severe injury, or reportable to WorkSafe.	Some major objectives cannot be achieved. Business can still deliver, but not to expected level. 25 ≤ < 50% variation against KPI.	Major impact on milestones and objectives being achieved with significant variation to scope and/or quality reported. Critical impact on project deliverables expected.	25% ≤ < 50% of Project Budget or \$1m ≤ < \$5m, whichever is lower.	25% ≤ < 50% of Project Timeline or 90 ≤ < 120 days, whichever is lower.	Extended leave from chronic unmanaged work related issues.	Low 4	Moderate 8	Substantial 12	High 16	Extreme 20	
Catastrophic 5	Irreversible damage to reputation. Very high level of public embarrassment. Very high media attention. Many public complaints.	Compliance breach involving regulatory investigation and / or third party actions resulting in tangible loss or significant reputation damage to the organisation and breach of legislation or regulations.	Sustained disruption of essential systems and associated services. Loss of confidentiality, integrity or availability causes serious adverse effect on organisation.	A severe environmental event requiring multiple stakeholders, all levels of the community and government to remediate.	≥ \$5 million or ≥ 50% of OP. Complete loss of asset.	Irrecoverable losses of significant assets or resources through dishonesty, deception or corrupt use of powers causing significant damage to the financial position of the organisation.	Death or permanent disablement.	Most objectives cannot be achieved. Business cannot operate. ≥ 50% variation against KPI.	Catastrophic impact on milestones resulting in the failure to achieve one or more objectives of the project.	≥ 50% of Project Budget or ≥ \$5 million, whichever is lower.	≥ 50% of Project Timeline or ≥ 120 days, whichever is lower.	Self-harm. Death. Employee resignation leading to loss of experience and expertise to the organisation.	Moderate 5	Substantial 10	High 15	Extreme 20	Extreme 25	

Risk Acceptance Criteria			
Risk Level	Criteria	Treatment	Responsibility
Low	Risk acceptable with adequate controls, managed by routine procedures. Subject to annual monitoring or continuous review throughout project lifecycle.	Management through routine operations/project. Risk Registers to be updated.	Head of Business Unit / Manager of Service Unit / Project Manager
Moderate	Risk acceptable with adequate controls, managed by specific procedures. Subject to semi-annual monitoring or continuous review throughout project lifecycle.	Communication and awareness of increasing risk provided to Head of Business Unit / Manager of Service Unit. Risk Registers to be updated.	Head of Business Unit / Manager of Service Unit / Project Manager
Substantial	Accepted with detailed review and assessment. Action Plan prepared and continuous review.	Assess impact of competing Business Unit / Service Unit Projects. Potential redirect of Business Unit / Service Unit resources. Risk registers to be updated.	Director / Steering Committee
High	Risk acceptable with effective controls, managed by Senior Leadership Team Member. Subject to quarterly monitoring or continuous review throughout project lifecycle.	Escalate to CEO, report prepared for Audit, Risk and Compliance Committee (ARC). Quarterly monitoring and review required. Risk Registers to be updated.	Director / Steering Committee / Project Sponsor
Extreme	Risk only acceptable with effective controls and all treatment plans to be explored and implemented where possible, managed by highest level of authority and subject to continuous monitoring.	Escalate to CEO, report prepared for ARC. Monthly monitoring and review required. Risk Registers to be updated.	CEO / Council / Project Sponsor

Existing Control Ratings		
Rating	Foreseeable	Description
Effective	Doing more than what is reasonable under the circumstances.	1. Existing controls exceed current legislated, regulatory and compliance requirements, and surpass relevant and current standards, codes of practice, guidelines and industry benchmarks expected of this organisation; 2. Subject to continuous monitoring and regular testing; and 3. Any control improvements that can be implemented have minimal impact on operations.
	Doing what is reasonable under the circumstances.	1. Existing controls are in accordance with current legislated, regulatory and compliance requirements, and are aligned with relevant and current standards, codes of practice, guidelines and industry benchmarks expected of this organisation; 2. Subject to continuous monitoring and regular testing; and 3. Control improvements may be implemented.
Adequate	Doing what is reasonable under the circumstances.	1. Existing controls do not provide confidence that they meet current legislated, regulatory and compliance requirements, and may not be aligned with relevant and current standards, codes of practice, guidelines and industry benchmarks expected of this organisation; 2. Controls not operating as intended and have not been reviewed and tested; and 3. Existing controls need to be improved.
Inadequate	Not doing some or all things reasonable under the circumstances.	

WHS / Injury / Wellbeing Hierarchy of Control		
Effectiveness	Control methodology	Impact on unwanted event (hazard), and examples
100% Effective  ↑ Increasing Effectiveness  ≤ 20% Effective	Elimination	Remove the hazard, or unwanted event, completely or discontinue the process or practice. For example, if the electric cable from a stage microphone is a trip hazard, use a wireless microphone instead.
	Substitution	Replace a hazardous or vulnerable system, material, practice or process with one that presents a lower risk. For example, if an outdoors event is conducted during a summer day, use of market umbrellas could be substituted by providing marquees or shade sails.
	Isolation	Use lockable barriers to restrict unauthorised access and separate people from hazard, practice or process. For example, install guards on machines where there is a risk of a person being trapped in a machine.
	Engineering	Change the physical characteristics of the practice or process through engineering redesign. For example, provide ramps if patrons in wheelchairs will be attending an event.
	Administrative	Establish appropriate policies, practices, procedures, guidelines and operating instructions to control exposures to unwanted events. For example, if an event requires serving of alcohol, ensure that bar employees have been trained in 'Responsible Service of Alcohol'. Provide appropriate safety equipment. For example, traffic controllers need to be provided with long sleeves, long trousers, wide brimmed sunhats and high visibility safety vests.
Personal Protective Equipment		

Table 2: Status of Strategic risks

RMSS Risk ID	Risk name	Risk description	Consequence	Likelihood	Residual risk	Risk owner
1	Business continuity and crisis management	Failure to provide business continuity of the City's core services in the event of a major crisis / emergency.	Major 3	Possible 3	Moderate 9	Chief Executive Officer
<b>Progress and Notes</b> <ol style="list-style-type: none"> <li>1. The draft document City of Cockburn Business Continuity Response Plan has been updated, and reviewed by the Legal and Compliance Service Unit.</li> <li>2. The document will be presented to the ELT on 21 August 2024, then the SLT on 29 August 2024, before being presented to the Audit, Risk and Compliance Committee. It is proposed to test this document with a cyber related exercise at end of September 2024.</li> </ol>						
4	Stakeholder relationships	Failure to develop and maintain strategic partnerships and relationships with government agencies and other key stakeholders.	Major 3	Possible 3	Moderate 9	A/Director Corporate and System Services
<b>Progress and Notes</b> <ol style="list-style-type: none"> <li>1. EMs and Officers participated in locally relevant Advocacy (through WALGA and ALGA AGMs.)</li> <li>2. External communications and key contacts with Ministers &amp; Local Members ahead of election preparations.</li> <li>3. Lobbying communications strategies through letters to Ministers and MPs.</li> <li>4. Joint Initiatives Zone meeting and National Growth Areas Alliance activities.</li> <li>5. Direct engagement with a range of State and Commonwealth agencies to resolve operations issues swiftly.</li> </ol>						
5	Built and natural environment	Failure to maintain the City's natural environment and resources in a sustainable manner.	Major 3	Possible 3	Moderate 9	Director Planning and Sustainability

RMSS Risk ID	Risk name	Risk description	Consequence	Likelihood	Residual risk	Risk owner
<b>Progress and Notes</b> <ol style="list-style-type: none"> <li>1. Waterwise Council Action Plan implementation - Ongoing.</li> <li>2. Vegetation condition mapping and regular fauna surveys - Ongoing.</li> <li>3. Plant species lists are updated as new information become available about species suitable to a changing climate.</li> <li>4. Landowner Biodiversity Conservation Grants continues.</li> <li>5. rebates for residents.</li> <li>6. Waterwise Verge Grants continues.</li> </ol>						
2	Strategic direction	Lack of clear and aligned strategic vision, direction and implementation.	Critical 4	Unlikely 2	Moderate 8	A/Director Corporate and System Services
<b>Progress and Notes</b> <ol style="list-style-type: none"> <li>1. Corporate Business Plan - CBP was adopted at SCM on 25 June 2024.</li> <li>2. Strategic Community Plan - SCP major review has commenced and is integrated with corporate planning process. Community engagement is scheduled for Q3.</li> <li>3. Strategy consolidation - draft strategic framework has been developed. Engagement with council on the strategic framework will be included in the corporate planning process.</li> <li>4. FY25 service plans were adopted at SCM on 25 June 2024. service review priorities presented to OPCo in August 2024.</li> <li>5. integrated process for corporate planning under development</li> </ol>						
3	Project management planning	Failure to consistently plan for capital works projects	Critical 4	Unlikely 2	Moderate 8	A/Director Infrastructure Services
<b>Progress and Notes</b> <ol style="list-style-type: none"> <li>1. Continued transition towards an Industry standard centralised project delivery model for infrastructure capital projects, with 17 CBP projects being delivered by the Infrastructure Services Directorate.</li> <li>2. Year two of the Investment, Prioritisation and Optimisation Process (IPO2425) establishing further governance and control, ensuring effective planning is completed prior to Project Delivery hand over.</li> <li>3. Project Governance Groups for all Major projects (and minor as required) enable an all of organisational approach to ensure effective Infrastructure Planning and Project lifecycle objectives and vision align.</li> </ol>						

RMSS Risk ID	Risk name	Risk description	Consequence	Likelihood	Residual risk	Risk owner
4. The Project Services Business Unit will report the performance for CBP projects and all 24/25 capital programs and projects monthly to the Executive Leadership Group. 5. A Portfolio Gantt Schedule has been developed ensuring projects are appropriately scheduled in line with internal delivery resources and capacity across the financial (delivery) year.						
6	Technology use and change	Failure to identify, manage and capitalise on the effective and efficient use of changing technology.	Critical 4	Unlikely 2	Moderate 8	A/Director Corporate and System Services
<b>Progress and Notes</b> 1. I&T Strategy development planning commenced. 2. Privacy and Responsible Information Sharing (PRIS) project is continuing, legislation anticipated in 2025. 3. Cyber Security Framework now includes Australian Signals Directorate (ASD) Essential Eight controls - maturity level one is currently being developed and scheduled for December 2024 completion. 4. Roll out of staff IT desktop computers and laptops currently underway, to be completed Q2 FY25. 5. Upgrade ERP to TechnologyOne SaaS currently underway, to be completed Q2 FY25.						
7	Financial sustainability	Erosion of Council's financial sustainability.	Critical 4	Unlikely 2	Moderate 8	A/Director Corporate and System Services
<b>Progress and Notes</b> 1. 1. City of Cockburn Long Term Financial Plan: LTFP FY25 - FY34 was adopted at SCM 25 June 2024. The LTFP will be reviewed annually in future. 2. Procurement planning - improved contract management governance (contract variations, Clarifications, delegations) 3. Project management reviews (Strategic Risk 3) 4. Carry forward projects subjected to extra scrutiny						

**Attachment 3: Status of risks rated Substantial and higher**

RMSS Risk ID	Risk name	Risk description	Consequence	Likelihood	Residual risk	Risk owner
9	Public health decline from climate change [Environmental Health risk]	Reduced public safety, health and wellbeing caused by climate change impacts (changes to rainfall and increased bushfires, temperatures, and extreme weather events).	Catastrophic 5	Possible 3	High 15	Head of Development and Compliance  [ELT Member Director Planning and Sustainability]
<b>Progress and Notes</b> <ol style="list-style-type: none"> <li>1. A climate change health vulnerability assessment and map of vulnerable residents and areas is complete. This knowledge already exists and programs are already aligned to benefit vulnerable areas of the community.</li> <li>2. Existing warning systems and identified potential gaps and opportunities from improvement is complete. The Australian Warning System is a nationally-consistent three-level scaled system to provide information and action statements to the public on local hazards or expected hazards. <a href="https://dfes.wa.gov.au/hazard-information/warning-systems/australian-warning-system">https://dfes.wa.gov.au/hazard-information/warning-systems/australian-warning-system</a> . The City of Cockburn maintains a Crisis Communications Plan to support the distribution of information to the community and staff.</li> <li>3. The City's Public Health Plan is under review to align with the Department of Health advice published on 4 June 2024 updating the direction of the State Public Health Plan with which the City will be required to align. Legally required to be published before 4 June 2026, it is anticipated that the updated plan will be published by the end of 2024.</li> <li>4. The Bushfire Risk Management Plan has been reviewed and adopted. The City is seeking funding to commence the review of the Emergency Risk Management Plan. Expected to be completed by end of FY26.</li> </ol>						
8	Community infrastructure damage from climate change impacts [Environmental Health risk]	Reduced public safety, health and wellbeing caused by climate change impacts (changes to rainfall and increased bushfires, temperatures and extreme weather events).	Critical 4	Possible 3	Substantial 12	Head of Sustainability and Environment  [ELT Member Director Planning and Sustainability]

RMSS Risk ID	Risk name	Risk description	Consequence	Likelihood	Residual risk	Risk owner
<b>Progress and Notes</b> <ol style="list-style-type: none"> <li>1. All City assets within Bushfire Prone Areas (that don't fall under low hazard exclusions, such as single area smaller than 1ha, low threat vegetation, or non-vegetated areas) had risk assessments conducted as a part of the development of the Bushfire Risk Management Plan 2023-2028 (BRMP). A DFES online bushfire risk management system is used to perform risk assessments. Identified risks are required to be validated, treated and re-assessed during the lifetime of the BRMP.</li> <li>2. City buildings comply with the BCA as per year of construction. No existing measure for 'more extreme storms'. Potential to engage with the Insurance industry to highlight possible high-risk facilities - e.g. bush fire prone areas, storm, etc.</li> <li>3. The Bushfire Risk Management Plan has been reviewed and adopted. The City is seeking funding to commence the review of the Emergency Risk Management Plan. Expected to be completed by end of FY26.</li> </ol>						
10	Biodiversity loss from climate change impacts  [Compliance risk]	Damage to or loss of biodiversity and natural habitat, caused by climate change impacts (decreased rainfall and increased bushfires, temperatures, and extreme weather events).	Critical 4	Possible 3	Substantial 12	Head of Sustainability and Environment  [ELT Member Director Planning and Sustainability]
<b>Progress and Notes</b> <ol style="list-style-type: none"> <li>1. Waterwise Council Action Plan implementation - Ongoing.</li> <li>2. Vegetation condition mapping and regular fauna surveys - Ongoing.</li> <li>3. Plant species lists are updated as new information become available about species suitable to a changing climate.</li> <li>4. Landowner Biodiversity Conservation Grants continues.</li> <li>5. Waterwise Verge Grants continues.</li> </ol>						
11	Coastal impacts from sea level rise  [Environmental Health risk]	Legal liability and damage to or loss of natural environment, infrastructure, and coastal land, caused by sea level rise.	Major 3	Likely 4	Substantial 12	Head of Sustainability and Environment  [ELT Member Director Planning and Sustainability]

RMSS Risk ID	Risk name	Risk description	Consequence	Likelihood	Residual risk	Risk owner
<b>Progress and Notes</b> <ol style="list-style-type: none"> <li>1. Consultants GHD appointed to develop the CHRMAP. Expected to be completed by mid-2025.</li> <li>2. Coastal monitoring completed annually. City has received the 2023 coastal monitoring report and O2 Marine appointed to undertake monitoring for the next 3 years.</li> <li>3. WALGA's paper 'Legal Response to the Local government Coastal hazard Planning Issues Paper' provides guidance. City has 2016 Coastal Adaptation Plan which shows due diligence. CHRMAP to further investigate liabilities.</li> <li>4. Final CHRMAP will identify locations where individual foreshore management plans will be required.</li> </ol>						
12	Community support [Financial risk]	Failure to obtain community support for strategic planning functions.	Critical 4	Possible 3	Substantial 12	Head of Planning  [ELT Member Director Planning and Sustainability]
<b>Progress and Notes</b> <ol style="list-style-type: none"> <li>1. Outcome of the City's Local Planning Strategy will be communicated with the public once final sign off has been received from the Western Australian Planning Commission (imminent).</li> <li>2. Phase 1 Engagement for Coogee Beach Land Use Masterplan Project recently completed. Consultation Outcomes Report has been reviewed internally, shared with Elected Members and will be released to the public (as an informing document) as part of the Phase 2 (Draft Masterplan) advertising currently scheduled for late 2024 / early 2025.</li> <li>3. Community Engagement Plan currently being prepared by Community Engagement Team for Phase 1 of the City's Public Open Space Strategy Review. Consultation will be undertaken in coordination with the Strategic Community Plan and will focus on the verifying the findings of the initial POS Audit, the hierarchy and function of existing reserves, typical facilities and existing gaps in provision.</li> <li>4. Roe 8 (West) and Roe 9 Planning study webpage will be updated once MRS Amendment is complete (currently in Parliament waiting disallowance - 12th Sitting Day is 22 August 2024) and/or Minister for Planning grants Consent to Advertise associated Local Scheme Amendment #166 in City initiated for alternative form. The City's proposal and request to proceed has been with the State Government since late December 2023.</li> <li>5. Coordinator of Strategic Planning provided an update on the planning processes associated with the removal of the Roe Highway Primary Regional Road Reservation at Sustainability and Environmental Reference Group held on 28 August 2024.</li> <li>6. Jandakot/Treeby Urban Expansion Area webpage will be updated once the District Structure Plan is presented to the Western Australian Planning Commission's Statutory Planning Committee for 'consent to advertise' (expected late 2024). The Department for Planning Lands and Heritage are responsible for managing the subsequent advertising process.</li> </ol>						

RMSS Risk ID	Risk name	Risk description	Consequence	Likelihood	Residual risk	Risk owner
7. Glen Iris webpage will be updated (and submitters advised of the outcome) once Final Approval of the Local Structure Plan is received from the Western Australian Planning Commission (imminent).						
152	Tree canopy decline [Operational risk]	Decline in the extent of canopy cover across the City as a consequence of poor maintenance or the impact of pests and diseases.	Critical 4	Possible 3	Substantial 12	Head of Operations and Maintenance  [ELT Member Director of Infrastructure Services]
<b>Progress and Notes</b> <ol style="list-style-type: none"> <li>1. Not planting reproductive host species as part of our ongoing planting program.</li> <li>2. Since we became aware of (Polyphagous Shot-Hole Borer [PSHB]) infestations occurring in our local government area we have created a data layer in ESRI that identifies susceptible species in our street tree City wide.</li> <li>3. Presentations made ELT and EMs (25/06/2024)</li> <li>4. We have engaged Department of Primary Industries and Regional Development (DPIRD) to train our employees in how to identify and report (PSHB) symptoms and signs.</li> <li>5. We have engaged contractors to conduct proactive aerial inspections of 496 trees on our northern border to identify any possible street tree impact to our susceptible tree species.</li> <li>6. We are engaging in ongoing DPIRD, LGA and WALGA and CEO working groups to share information.</li> </ol>						
15	Landfill capping [Financial risk]	Failure to fund the capping of existing exposed landfill cells.	Catastrophic 5	Unlikely 2	Substantial 10	Head of Operations and Maintenance  [ELT Member Director of Infrastructure Services]
<b>Progress and Notes</b> <ol style="list-style-type: none"> <li>1. A decision was made to defer Cell 7 Capping to FY26 and there is no further update at this time.</li> </ol>						

RMSS Risk ID	Risk name	Risk description	Consequence	Likelihood	Residual risk	Risk owner
16	Reduced water availability from decreased rainfall [Compliance risk]	Decreased liveability, reduced water availability, loss of urban vegetation and biodiversity caused by climate change impacts (decreased rainfall).	Minor 2	Almost certain 5	Substantial 10	Head of Sustainability and Environment  [ELT Member Director Planning and Sustainability]
<b>Progress and Notes</b> <ol style="list-style-type: none"> <li>5 year plan updated in 2021. Implementation ongoing. The City remains a Gold Waterwise Council.</li> <li>No initiatives implemented this past year.</li> <li>Coogee Surf Club water audit complete in 2024 by HFM consulting. Leaks detected on site visit were reported and fixed. The Surf Club not using unusual amounts of water. Public toilets and showers are high consumers. Implementation of recommendations ongoing.</li> <li>The City continues to receive notifications from Water Corporation regarding Lake Yangebup reaching its control level, and the required transfer of excess water from the Lake to Cockburn Sound. This is in accordance with the approved Environmental Management Plan for the South Jandakot Drainage Scheme.</li> </ol>						
17	Urban forest decline from climate change [Compliance risk]	Urban forest decline caused by climate change impacts (increased temperatures and decreased rainfall).	Minor 2	Almost certain 5	Substantial 10	Head of Sustainability and Environment [ELT Member Director Planning and Sustainability]
<b>Progress and Notes</b> <ol style="list-style-type: none"> <li>UFP is being implemented in a limited capacity. There is no SU responsible for overseeing the plan and no dedicated budgets. Have been advised that tree planting budgets for 2024-25 have been cut, therefore no trees will be planted in parks this year. Only street trees will go ahead.</li> <li>PSHB is being monitored by the City with DPIRD as the leading organisation for management.</li> </ol>						
288	Child safe organisation [Injury risk]	Failure by the City of Cockburn to resource for, and anticipate legislative requirements, to comply with the National Principles for	Catastrophic 5	Unlikely 2	Substantial 10	Head of Library and Cultural Services  [ELT Member A/Director Community and

Page 5 of 6

RMSS Risk ID	Risk name	Risk description	Consequence	Likelihood	Residual risk	Risk owner
		Child Safe Organisations				Place]
<b>Progress and Notes</b>  1. City self-assessment complete with rating returned at high level of engagement with children and young people. Next meeting hosted by City of Cockburn on 25 September 2024 with draft policy for circulation to working group.						
289	Workplace psychosocial hazards [Psychosocial Safety risk]	Inability to provide for workers a safe work place free from exposure to bullying and harassment	Catastrophic 5	Unlikely 2	Substantial 10	Head of People, Culture and Safety
<b>Progress and Notes</b>  1. Development of inductions for onboarding of all new starters in relations to Employee Relations, covering the mechanisms for reporting issues and acceptable workplace behaviours. 2. Ongoing review and continuous improvement of elements of the People Experience Management Framework to ensure Employees and People Leaders and appropriately informed and educated on reasonable and respectful workplace behaviours.						

## 15.2 Expenditure Review Committee Meeting – 17/09/2024

### 15.2.1 (2024/MINUTE NO 0231) Budget Amendments for the FY 25 Municipal Budget

**Executive** A/Director Corporate and System Services

**Author** A/Head of Finance

**Attachments** 1. Schedule of Budget Amendments [↓](#)

**Officer Recommendation/Committee Recommendation/Council Decision**  
MOVED Cr C Reeve-Fowkes SECONDED Cr M Separovich

That Council AMENDS the FY25 Municipal Budget as detailed in the attached schedule and summarised below:

Nature	Budget Surplus Impact \$
<i>FY25 Budget Surplus (10 Sep 2024 OCM)</i>	\$214,192
<u>Budget amendments proposed:</u>	
Operating expenditure – increase	(\$1,290,737)
Operating income – increase	\$748,236
Capital expenditure – decrease	\$1,681,619
Capital grants and subsidies - decrease	(\$26,250)
Proceeds sale of assets - increase	652,618
Transfers from reserves – decrease	(\$1,086,192)
Transfers to reserves – increase	(\$668,618)
Net budget surplus – increase	\$10,676
<i>Revised FY25 Budget Surplus</i>	\$224,868

**CARRIED BY ABSOLUTE MAJORITY OF COUNCIL 10/0**

### Background

The Expenditure Review Committee (ERC) is required to review amendments proposed to the City's Municipal Budget before being adopted by Council. This requirement is included under the Terms of Reference for the ERC.

### Submission

N/A

## Report

The FY25 budget had just been adopted at the 25 June 2024 Special Council Meeting, however the process in populating the budget started in January 2024.

Several of the City's service units have now requested budget amendments to support their operational and capital program delivery in FY25 following changes in the current market. These include changes to the City's budgeted operating expenditure, capital expenditure, and net transfers from reserve, resulting in a net budgetary impact of a \$10,676 increase in the closing balance surplus.

Some of the carried forward projects from the FY24 Budget adopted at the 13 August 2024 Ordinary Council Meeting needed further adjustment due to continuing end of financial year processing.

The revised budget surplus of \$224,868 maintains Council's capacity to fund minor unplanned items from general revenue during the remainder of the financial year.

Details of the projects and budget line-items proposed for amendment are shown in the attached Schedule of Budget Amendments. The table below summarises these by their category and nature:

Category/Nature	\$	\$
<b>Operating Expenditure</b>		
Materials and Contracts	(1,893,255)	
Employee Costs - Salaries and Direct Oncosts	602,518	<b>(1,290,737)</b>
<b>Operating Income</b>		
Other Grants and Subsidies	253,692	
Fees and Charges	458,000	
Contributions, Donations and Reimbursements	36,544	<b>748,236</b>
<b>Capital Expenditure</b>		
FY24 Capital projects not carried forward	(370,148)	
FY24 Capital projects carry forward adjustments	2,061,042	
New Capital Items	(9,275)	<b>1,681,619</b>
<b>Capital Grants</b>	(26,250)	<b>(26,250)</b>
<b>Proceeds Sale of Assets</b>	652,618	<b>652,618</b>
<b>Transfer From Reserves</b>		
Transfer from Reserve - Operational	553,177	
FY24 Capital Works projects non-carry forward	370,148	
FY24 Capital Works carry forward project adjustments	(2,018,792)	
New Capital Items	9,275	<b>(1,086,192)</b>
<b>Transfer to Reserves</b>	(668,618)	<b>(668,618)</b>
<b>Budget Surplus Impact</b>	<b>10,676</b>	<b>10,676</b>



**Strategic Plans/Policy Implications**Listening & Leading

A community focused, sustainable, accountable and progressive organisation.

- Best practice Governance, partnerships and value for money.

**Budget/Financial Implications**

The FY25 Municipal Budget currently contains a net budget surplus of \$214,192, as adopted at the 10 September 2024 Ordinary Council Meeting.

The City's net budget surplus will increase to \$224,868 with the adoption of the budget amendments recommended in this report.

An Absolute Majority of Council will be required to amend the FY25 Municipal budget.

**Legal Implications**

N/A

**Community Consultation**

N/A

**Risk Management Implications**

The budget amendments recommended assist the proper financial management of the City's Municipal Budget and support good governance practices at the City.

There is a low-level risk impact to the City's operational and budget performance (through increased budget variances) should Council not approve the budget amendments contained in this report.

**Advice to Proponent(s)/Submitters**

N/A

**Implications of Section 3.18(3) *Local Government Act 1995***

Nil



FY24 PROJECTS NOT CARRIED FORWARD					
DESCRIPTION (SERVICE UNIT)	EXPEND \$	INCOME \$	RESERVES \$	BUDGET SURPLUS IMPACT \$	CARRY FORWARD EXPLANATION
<b>SU532 - City Facilities</b> [CW4926 - City Facilities - Switchboards Safety Upgrades] Recurrent Project with commitments from 23/24 not carried forward. As result no funds to maintain the new year renewal projects	64,767	-	64,767	NIL	CW 4926 – WC01645 Switchboard safety upgrades. CF request for FY23/24 <b>committed costs</b> of \$64,768 ex GST was denied. New budget allocation \$77,250 balance \$9,481. Site Main Switchboard replacements often require Western Power involvement which adds several months to the project timeline causing carry over of financial years. This budget also ties in with HVAC replacement, Atwell Reserve changerooms HVAC replacement is committed from FY23/24 however requires main incoming electrical supply upgrade Committed from FY23/24: •PO 122414 Pearmans Electrical \$5024 ex GST – Coogee Surf Club switchboard upgrade to support HVAC installation – job request was misplaced by Pearmans resulting in delay of works. •PO132244 North Lake Electrical \$59,743 ex GST – Atwell Reserve changerooms SMSB site main switchboard upgrade waiting on Western Power. Critical to replace AC at the venue. Total \$64767.
<b>SU532 - City Facilities</b> [CW4647 - City Facilities - External & Internal Painting] Recurrent Project with commitments from 23/24 not carried forward. As result no funds to maintain the new year renewal projects	22,670	-	22,670	NIL	CW 4647 – WC00674 Internal and External painting. CF request for FY24/25 <b>committed costs</b> of \$22,670 ex GST was denied. Unallocated remaining budget approx. \$61,000 required for two identified projects this FY. Memorial Hall 100 year anniversary as directed by Daniel Simms and CVES building AMP external painting. Committed from FY23/24:•PO 126314 Cockburn Painting \$2,480 – Lucius Park changerooms – new doors required painting. Delay from door supplier. Completed Q1 FY24/25 •PO 130698 Cockburn Painting \$7,230 – Cockburn Youth Centre – works completed Q1 FY24/25 as advised on CF request doc •PO 130706 Cockburn Painting \$12,960 – Bibra Lake Community Centre (part of AMP works) - PO was cancelled by finance without officers knowledge which is why it has this FY order date •PO 131633 Cockburn Painting \$4,400 – Coogee Community Centre – PO was cancelled by finance without officers knowledge which is why it has the FY order date •PO 132273 Cockburn Painting \$1,016 – Len Packham clubrooms – PO was cancelled by finance without officers knowledge which is why it has this FY order date
<b>SU532 - City Facilities</b> [CW4608 - City Facilities HVAC replacement - various buildings] Recurrent Project with commitments from 23/24 not carried forward. As result no funds to maintain the new year renewal projects	77,613	-	77,613	NIL	CW 4608 – WC00458 HVAC replacement. CF request for FY23/24 committed costs of \$47,205 ex GST was denied. Unallocated remaining budget approx. \$66,693 required for AMP renewal works programmed for FY24/25 as HVAC is NOT included in AMP funding. New budget allocation \$88,065 balance \$10,451 with multiple HVAC failures currently being quoted. Buildings will be unoccupiable. Total new budget request \$77,613. Committed from FY23/24: •EMS Inv 44629 \$8,800 processed – CVES kitchen AC unit failure •BO 129950 CMS Atwell Reserve clubroom \$31,300 – removal of gas from building, evap unit failed, upgrade to reverse cycle. Delayed due to Western Power delay in upgrade to mains electrical supply •BO 130566 Total Ventilation Hygiene \$7,780 – upgrade of AC delay due to incomplete works from contractor faulty install •BO 132328 CMS \$11,000 CVES building reverse cycle cassette system failure (Planning to request a separate CW to carry out complete replacement due to obsolete MDV brand units failing) •BO 132331 CMS \$6,300 Yangebup Child Health Services failed split system •BO 132384 Burgess Rawson \$12,433 – Kumon Tenancy ducted split system failure
<b>SU532 - City Facilities</b> [CW4379 - City Facilities - Disability Access Audit & Improvements] Recurrent Project with commitments from 23/24 not carried forward. As result no funds to maintain the new year renewal projects	28,098	-	28,098	NIL	CW 4379 – WC00037 Disability Access improvements. CF request for FY23/24 committed costs of \$28,000 ex GST was denied. Unallocated budget is not required. Committed from FY23/24: •BO 121716 Jandakot Metals \$1098 – Bibra Lake signage as requested •BO 129173 Quantum Building Services \$27,000 – Bibra Lake Community Centre improvements retaining wall and disabled access ramp (part of overall AMP funded improvements approx. \$160,000) Total \$28098

<b>SU323 - Port Coogee Marina</b> [CW1801 - Walcon Jetty Pontoons] Reinstate project for the replacement of 3 jetty sections at Marina. Delayed due to time restraints	177,000	-	177,000	NIL	<p>Since 2016 annual maintenance and inspections have been completed on each jetty by qualified marine contractors. For the previous five years, three of the jetty section aluminium frames have experienced cracking, resulting in welding and rewelded over this time.</p> <p>The aluminium is now fatigued and replacement of the affected sections was recommended in the annual inspection report. With the marina currently at 90% occupancy with long waitlists across all pen sizes, these works are essential.</p> <p>Due to operational demand, resourcing challenges and higher than anticipated occupancy for the expansion jetties, the project was deferred and not carried forward from FY24.</p>
<b>Subtotal</b>	<b>370,148</b>	<b>-</b>	<b>370,148</b>	<b>NIL</b>	

FY24 CARRY FORWARD PROJECT ADJUSTMENTS					
DESCRIPTION (SERVICE UNIT)	EXPEND \$	INCOME \$	RESERVES \$	BUDGET SURPLUS IMPACT \$	
<b>SU532 - City Facilities</b> [CW6413 - Bibra Lake Community Centre improvement] Balance adjustment to 23/24 Carry forward	- 1,184		1,184	NIL	<p>Project Actuals from Date of Original Carry Forward Actuals (At time of CFWD) = \$23,288 Actuals YTD = \$24,472 Adjustment Required = \$1,184 reduction</p>
<b>SU522 - Building and Security Projects</b> [CW4714 - ARC Expansion] Balance adjustment to 23/24 Carry forward	- 606,491		606,491	NIL	<p>Project Actuals from Date of Original Carry Forward Actuals (At time of CFWD) = \$327,911 Actuals YTD = \$938,668 Adjustment Required = \$606,491 reduction</p>
<b>SU522 - Building and Security Projects</b> [CW4712 - Malabar Park BMX Facility] Balance adjustment to 23/24 Carry forward and a reduction in 24/25 budget as result of \$654,151.42 budget overspend in 23/24	- 1,264,017		1,264,017	NIL	<p>Project Actuals from Date of Original Carry Forward Actuals (At time of CFWD) = \$4,738,134 Actuals YTD = \$6,002,151 Adjustment Required = \$1,264,018 reduction 23/24 - final position was an overspend of \$657,151. Which is included in this adjustment to reduce the available budget for 24/25 FY</p>
<b>SU522 - Building and Security Projects</b> [CW1819 - Equipment Shed Installation and fit out] Balance adjustment to 23/24 Carry forward as a result on grant funds (\$26250) not approved by Funding body	- 25,979	26,250	271	NIL	<p>Project Manager advised that grant funds will no longer be received on this project. Therefore reducing the carry forward by the grant funding.</p>
<b>SU344 - Safer City</b> [CW1718 - CCTV South Lake] Balance adjustment to 23/24 Carry forward	- 69,700		69,700	NIL	<p>Project Actuals from Date of Original Carry Forward Actuals (At time of CFWD) = \$19,949 Actuals YTD = \$89,648 Adjustment Required = \$69,700 reduction</p>
<b>SU521 Landscape and Coastal Projects</b> [CW1795 - Tempest Park Floodlighting] Balance adjustment to 23/24 Carry forward	- 1,421		1,421	NIL	<p>Project Actuals from Date of Original Carry Forward Actuals (At time of CFWD) = \$38,439 Actuals YTD = \$39,860 Adjustment Required = \$1,421 reduction</p>

<b>SU513 - Fleet Management</b> [CW7504 - PL504 - ICT Manager] Balance adjustment to 23/24 Carry forward - Vehicle received	-	39,588	16,000	23,588	NIL	Vehicle received in 23/24, reversal of carry forward
<b>SU511- Environment Parks &amp; Streetscapes</b> [CW5681 - City Street Tree Planting Requests] Balance adjustment to 23/24 Carry forward	-	3,617		3,617	NIL	Carry forward was \$3,617 overstated and needs to be reduced
<b>SU532 - City Facilities</b> [CW6410- City Facilities Height Safety Audit] Carry forward funds can be returned as not needed	-	49,045		49,045	NIL	Carry forward funds not required and can be handed back
<b>SU311 - Lifelong Learning Services</b> [OP9995 - Library Grants Minor] Balance adjustment to 23/24 Carry forward and correct funding from 4883 to 4733	-	394		394	NIL	Project Actuals from Date of Original Carry Forward Actuals (At time of CFWD) = \$576 Actuals YTD = \$969 Adjustment Required = \$394 reduction Funding source of the carry forward requires adjustment from 4883 to 4733.
<b>SU321 - Recreation Services</b> [OP4113 - Success Reserve Master Plan] Balance adjustment to 23/24 Carry forward	-	4,500		4,500	NIL	Project Actuals from Date of Original Carry Forward Actuals (At time of CFWD) = \$35,498 Actuals YTD = \$39,998 Adjustment Required = \$4,500 reduction
<b>SU514 - Waste Services</b> [OP5004 - EP Act License Doc prep] Balance adjustment to 23/24 Carry forward	-	8,704		8,704	NIL	Project Actuals from Date of Original Carry Forward Actuals (At time of CFWD) = \$0 Actuals YTD = \$8,704 Adjustment Required = \$8,704 reduction
<b>SU121 - Strategy and Integrated Planning</b> [OP4017 - Major Strategic Review Program] Balance adjustment to 23/24 Carry forward	-	15,445		15,445	NIL	Project Actuals from Date of Original Carry Forward Actuals (At time of CFWD) = \$20,550 Actuals YTD = \$35,995 Adjustment Required = \$15,455 reduction
<b>SU224 - Business Systems</b> [OP8905 - TechOne CI Anywhere/SaaS] Balance adjustment to 23/24 Carry forward	-	545		545	NIL	Project Actuals from Date of Original Carry Forward Actuals (At time of CFWD) = \$232,289 Actuals YTD = \$232,835 Adjustment Required = \$545 reduction
<b>SUBTOTAL CAPITAL</b>	-	2,061,042	42,250	2,018,792	NIL	
<b>SUBTOTAL OPERATIONAL</b>	-	29,588	-	29,588	NIL	



SEPT 2024 ERC - OTHER BUDGET AMENDMENTS					
DESCRIPTION (SERVICE UNIT)	EXPEND \$	INCOME \$	RESERVES \$	BUDGET SURPLUS IMPACT \$	
<b>SU514 - Waste Services</b> [CW6539 - Waste Truck GPS Tracking Devices GPS Tracker required for 2 new Vehicles - Verge Loader & 8m3 low profile rear loader	15,000	-	15,000	NIL	This FY the Waste Collection SU will receive an additional 8m3 low-profile, rear loader for basement, litter/park bins and an addition verge loader. Both of these vehicles are to be fitted with the GPS tracking, the turn-by-turn program and associated CCTV cameras as have all other WC vehicles. This equipment is Reason for Amendment Further Comments critical in improving operational and administrative functionality. The purchase of the 2 new units cost \$7K each. An additional \$6K is required to cover maintenance of the existing units in the 29 existing vehicles. The units in our older plant items are aging and no longer under warranty. This \$6K will cover; • additional/replacement rear cameras, • new cables, • the DVR (digital video recorder) control box repairs and • tablet replacements
<b>SU511- Environment Parks &amp; Streetscapes</b> [OP8738 - Tortorici Park] Early hand over from developer	36,544	-	36,544	NIL	New OP for funds to be paid by developer in lieu of two years developer parks maintenance. City will then undertake maintenance on developers behalf
<b>SU343 - Fire and Emergency Services</b> OP4064 - BRMP Mitigation Works Grant Income from the DFES Mitigation activity fund program	53,670	-	53,670	NIL	Approved grant income from DFES Mitigation Activity Fund Grant program Grant income of \$53,670 to be added to OP6064 BRMP Mitigation Works and sub-activity may be required to expend grant funds separate to municipal funds already allocated
<b>SU522 - Building and Security Projects</b> [CW1796 - Cockburn ARC aquatic area rectification works] Works not going on as originally planned, transferring the funds to OP4057 to progress the planning and options analysis for aquatic infrastructure remediation	252,765	-	252,765	NIL	Request to transfer \$252,765 funding from CW 1796 to OP 4057. The CW was originally intended for major aquatic infrastructure rectification works, which included consultant fees to assess potential defects. With the works not going ahead as originally planned, the purpose of transferring the funds to OP is to now progress the planning and options analysis for the aquatic infrastructure remediation.
<b>SU322 - Cockburn ARC</b> [OP4057 - ARC Waterslide and Leisure pool infrastructure] Transfer from CW1796 -to progress the planning and options analysis for aquatic infrastructure.	252,765	-	252,765	NIL	
<b>SU342 - CoSafe Security Services</b> [GL177-6000 - CoSafe Salaries] Backpay of employees not paid for public holidays not worked.	60,905	-	-	60,905	An internal audit was undertaken into CoSafe staff payments and public holidays. The audit found that employes have not been paid for the public holidays NOT worked, in reference to Clause 33 or the EA, Point 6. Specific to employees on seven day a week rotating rosters. 25 employees have been impacted.
<b>SU342 - CoSafe Security Services</b> [GL177-6000 - CoSafe Salaries] transferred from Salaries to Services & Contracts to cover period from July 1st to November 1st for continuation of Contract with SSH/Ocula until transition to internal employment structure.	498,918	-	-	498,918	

<b>SU342 - CoSafe Security Services</b> [GL177-6297 - CoSafe Services and Contracts] transferred from Salaries to Services & Contracts to cover period from July 1st to November 1st for continuation of Contract with SSH/Ocula until transition to internal employment structure.	498,918		-	498,918	CoSafe require funds to be transferred from Salaries to Services & Contracts to cover period from July 1st to November 1st for continuation of Contract with SSH/Ocula until transition to internal employment structure. Approximately 16 weeks for approximately \$30,000 per week. Any leftover can be returned to salaries account. Transferring from GL 177-6000 to GL 177-6297.
<b>SU531 - Property Services</b> CW1493 - 30 Plantagenet Crescent HHill Sale of 32 Plantagenet crescent, transfer of proceed to the Land Management Reserve		- 668,618	668,618	NIL	Settlement of Property earlier than expected due to sales conditions being met. 32 Plantagenet Crescent, Hamilton Hill The City entered a sales contractor for sale of the property in 2018 subject to conditions. The sales price was \$750,000 + GST minus costs of subdivision which were undertaken by Portuguese Club WA Inc. Settlement occurred 8 July 2024.
<b>SU422 - Transport &amp; Traffic</b> [CW6225 - Coogee Primary School Childrens Crossing] New Lights as per Western Power review and Australian Standards	38,759	-	38,759	NIL	The school crossing on Mayor Road fronting Coogee Primary School was constructed in 2022. Western Power recently finished reviewing the proposed design, and the outcome was that the current level of light design needs an upgrade. Unfortunately, the current timeframe for Western Power includes significant delays, which can be over 18 months. It was impractical to carry forward the project over several years to accommodate delays in the Western Power review process. The road safety guidelines state that improved lights lead to better road safety records and the latest update of Australian Standards reflects this requirement.
<b>SU422 - Transport &amp; Traffic</b> [CW2375 - Traffic Safety Management ] New Lights as per Western Power review and Australian Standards - March St	26,861	-	26,861	NIL	The City constructed the speed humps following the new residential development on March Street in the Financial Year 2021/22. Western Power recently finished reviewing the proposed design, and the outcome was that the current level of light design needs an upgrade. Unfortunately, the current timeframe for Western Power includes significant delays, which can be over 18 months. It was impractical to carry forward the project over several years to accommodate delays in the Western Power review process. The road safety guidelines state that improved lights lead to better road safety records, and the latest update of Australian Standards reflects this requirement with traffic calming projects requiring light design review.
<b>SU532 - City Facilities</b> [OP4120 - Integrated Health Building] Major repairs required for HVAC Chiller 2	30,000	-	30,000	NIL	Major repairs required to HVACChiller 2 at Integrated Health Building. To be funded from Building Infrastructure Reserve. Emergency repairs required immediate repairs . Risk of closing the building if not immediately dealt with.
<b>SU 131 - Legal and compliance</b> [GL110 - 6387 Independent Committee Member - Fees and Expenses] Not included in the FY25 budget.	4,150		-	4,150	Budget for meeting allowances for members appointed by Council to Council Committees, not included in the FY25 budget
<b>SU511- Environment Parks &amp; Streetscapes</b> [CW9026 - Len Packham Soccer Goals renewal] Rename the project to Beale Park Soccer Goals Renewal and Increase budget to \$18,755	5,365	-	5,365	NIL	Change project name to Beale Park - Len Packham Park goals replaced last financial year in Parks Infrastructure budget due to safety reason Budget also should have been \$18,755.00
<b>SU 131 - Legal and compliance</b> [GL110-6318 WALGA Membership Fee] Budget sits in GL518 and has been duplicated.	- 66,000			66,000	This budget now sits in GL 518 (Stakeholder Management) and has been duplicated within GL110
<b>SU532 - City Facilities</b> [New CW Project - CVES HVAC Replacement - 10 Units] CVES building is 10 years old. MDV brand air con units are failing at 10 year age, these are unknown units with no spare parts available. Three failed in last six months	105,000	-	105,000	NIL	CVES building HVAC replacement – CVES building is 10 years old. MDV brand air con units are failing at 10 year age, these are unknown units with no spare parts available. Three failed in last six months at a total value of \$25,000 funded from CW 4608. 7 more units require replacing at \$10k each, total \$105,000. Risk to ongoing operation of the Emergency Services facility. HVAC is NOT included in AMP funding. This issue became critical in July, best approach is to replace the remaining MDV units before failure to minimise risk and achieve overall savings compared to multiple breakdown replacements.

<b>SU532 - City Facilities</b> [New CW - Flood Light Repair Beeliar Reserve] Light pole repairs required as pole had fallen over.	64,355	-	64,355	NIL	Floodlight repair Beeliar reserve - \$38,218 committed for pole repairs. Actuals to date this FY \$11,876 ex GST Inv 80480. \$14,261 temp light tower hire. Commitments and actuals to be journaled from the OP0095 - \$64,355 to a new CW
<b>SU532 - City Facilities</b> [New CW - Freezer Replacement-Senior Centre] Asset has Failed and requires replacement	6,700	-	6,700	NIL	Freezer failed at the Senior centre and requires replacement
<b>SU001 - Office of the CEO</b> [GL135 - 6000&6100 Exec Support Salaries & Wages] Hand back of budgeted abolished positions 1201020 & 1201021 and savings of position reclass 2302004	183,299	-		183,299	Hand back of budgeted abolished positions 1201020 & 1201021 and savings of position reclass 2302004.
<b>SU712 - Workplace Health and Safety</b> [GL154 - 6000&6100 WH&S Salary & Wages] Hand back of savings on budgeted position 2302004	35,820	-		35,820	Hand back of savings on budgeted position 2302004
<b>SU231 - Procurement</b> [GL122-6000&6100 - Procurement Salaries & Wages] Hand back of savings on budgeted position 2104004	19,448	-		19,448	Hand back of savings on budgeted position 2104004
<b>SU332- Family and Community Services</b> [GL265 - 6000&6100 FCD Salaries and Wages] Position 3304051 missed during annual budget process	162,336	-		162,336	Position 3304051 missed during annual budget process and will be funded through savings identified in budgeted positions abolished
<b>SU511- Environment Parks &amp; Streetscapes</b> [New OP - Shoreline Landscape Improvements] Requested by residents as part of utilisation of SARS collected	100,000	-	100,000	NIL	These works were requested by residents as the Parks and streetscapes in Shoreline were in need of renovation. Works were staged and it was indicated that SARS reserve funds were available. The first stage was implemented immediately as requested. Funds now need to be approved prior to the three stages proceeding.
<b>SU511- Environment Parks &amp; Streetscapes</b> [OP7601 - Street Trees] Transfer of Funds from Salaries and Wages GL780 to cover contractor costs to do the work of vacant position.	88,274	-		88,274	
<b>SU511- Environment Parks &amp; Streetscapes</b> [GL780 - 6000 & 6100 - EPS salaries and Wages] Transfer of Funds from Salaries and Wages GL780 to OP7601 to cover contractor costs to do work of vacant position.	88,274	-		88,274	Funds from unfilled general hand role (\$70,265 wage + \$30,500 discretionary allowance for after hours callouts) to bridge the pay gap of (\$12,490.68) in a position reclassification. The remaining funds of \$88274.32 to be transferred to the street tree OP7601-6200-166, to pay contractors to undertake the works which this position would have done.
<b>SU511- Environment Parks &amp; Streetscapes</b> [OP4103 - Urban Forest Risk Audit Works] Additional fund required for PSHB monitoring - (Polyphagous shot hole borer)	200,000	-	200,000	NIL	Funding for the proactive PSHB monitoring and inspections. The funding for these works was approved in principle by the CEO and the works have already commenced and found live PSHB in City trees
<b>SU514 - Waste Services</b> [New OP - South Perth Verge] Creation of new OP to capture the cost of the City of South Perth verge collection contract	458,000	-	458,000	NIL	Create a new budget (OP) number for the City of South Perth verge collection contract. Cost needs to be recorded separately to avoid overspending to the current verge collection OP There will be an income to COC and the new budget number needs to be set up to both expenditure and receive income. The City of South Perth will issue a PO to COC

<b>SU332 - Family and Community Services</b> [New OP - Baby Makes 3 - Family and Domestic Violence Primary Prevention] City of Cockburn successful grant application for Family and Domestic Violence primary prevention program 24/26 - Baby Makes 3	200,022	-	200,022	NIL	New Family & Domestic Violence Primary prevention program: Baby Makes 3; funded by Department of Communities grant
<b>SU532 - City Facilities</b> [OP0095 - Floodlight Maintenance] Currently overspent, with orders from last FY coming through	57,500			- 57,500	FY23/24 actual expenditure of \$121,000 from a budget of \$75,000 with the committed total \$45,308 carried over to next FY has overcommitted the budget this FY. Requesting increase to meeting increasing requirements
<b>SU341 - Rangers</b> [OP4060 - Animal Pound Cleaning and Operations] Budget was not included in the 25FY budget, required for ongoing management of the of the Animal Management facility	9,000			- 9,000	OP was not added to this FY Budget. It is required for the ongoing management and maintenance of the City's Animal Management Facility, including animal equipment, food, cleaning products and maintenance.
<b>SUBTOTAL CAPITAL</b>	9,275	-	668,618	659,343	-
<b>SUBTOTAL OPERATIONAL</b>	1,320,325	-	748,236	-	582,765 - 10,676

<b>Financial Reserve Allocations</b>	
<b>TRANSFER FROM RESERVE</b>	<b>\$</b>
Plant And Equipment Reserve	23,588
Commercial Landfill Reserve	8,704
Road Infrastructure Reserve	- 65,620
Building Infrastructure Reserve	1,071,305
Technology Reserve	69,700
Waste Management Reserve	- 15,000
Open Space Infrastructure Reserve	- 205,365
Restricted Funding Reserve	- 7,806
Project Contingency Reserve	483,686
Port Coogee Marina Reserve	- 177,000
Cockburn Coast SAR	- 100,000
<b>Total</b>	<b>1,086,192</b>
<b>TRANSFER TO RESERVE</b>	<b>\$</b>
Land Management Reserve	668,618

## **16. Committee Minutes**

### **16.1 Audit Risk and Compliance Committee Meeting – 17/09/2024**

**(2024/MINUTE NO 0232) Council Decision**

MOVED Cr C Reeve-Fowkes SECONDED Cr M Separovich

That Council RECEIVES the Minutes of the 17 September 2024 Audit Risk and Compliance Committee Meeting.

**CARRIED 10/0**

### **16.2 Expenditure Review Committee Meeting – 17/09/2024**

**(2024/MINUTE NO 0233) Council Decision**

MOVED Cr C Reeve-Fowkes SECONDED Cr M Separovich

That Council RECEIVES the Minutes of the 17 September 2024 Expenditure Review Committee Meeting.

**CARRIED 10/0**

**17. Motions of Which Previous Notice Has Been Given****17.1 (2024/MINUTE NO 0234) Victor George Kailis Oval (Cockburn ARC) to host Local Cockburn Football Teams' Grand Finals**

**Executive** A/Director Community and Place  
**Author** Head of Community Infrastructure and Safety  
**Attachments** N/A

**Officer Recommendation/Committee Recommendation/Council Decision**

MOVED Cr C Reeve-Fowkes SECONDED Cr M Separovich  
That Council:

- (1) SUPPORTS an investigation into the feasibility of hosting local football finals at the Cockburn ARC; and
- (2) RECEIVES a future report outlining options for consideration for the 2025 season as part of the FY26 budget.

**CARRIED 10/0**

**Background**

The following Notice of Motion was submitted by Deputy Mayor Stone on 7 September 2024:

That Council:

1. Supports Victor Kailis Oval at Cockburn ARC being used to host football final games when local Cockburn footy teams are in the grand final;
2. Investigates options for an admission fee for any grand finals held at Victor Kailis Oval with the funds to go towards any additional oval maintenance post games.

Reason:

Our local Cockburn footy teams deserve an oval that they can call home for finals. Given that Victor Kailis is a high-quality ground that is used as a training ground for an AFL team, it makes sense that local clubs can utilise it for their grand finals.

**Submission**

N/A

**Report**

The Cockburn ARC is home to the Fremantle Elite Training and Administration Facility, which includes an oval that is currently under an exclusive lease to the Fremantle Football Club (FFC) until February 2059.

While FFC holds priority usage rights for the oval, the Management and Operations Agreement allows for community access under certain conditions, particularly when FFC's commitments, such as training or football related events, do not conflict with community events.

The oval is commonly referred to as Victor Kailis Oval under signage clauses within the Management and Operations Agreement.

This arrangement provides FFC with the flexibility to exercise its branding rights without incurring additional costs under a naming rights deal.

At the 9 November 2023 Ordinary Council Meeting, Council authorised the Mayor and CEO to enter into the Development Agreement and supporting contract documents with FFC in relation to the Cockburn ARC Expansion, with such minor amendments that may be recommend by the Solicitor.

The supporting contract documents include an updated Oval Lease, Facility Lease and Management and Operations Agreement to reflect the expanded areas and how the management and access arrangements work between City Areas, FFC Areas and Common Areas.

The expansion project currently in construction and set to reach practical completion in mid-2025, will deliver new shared facility between the City and FFC adjacent to the oval, including two gender-neutral community changerooms to suit all grades and abilities of community football.

The agreement stipulates that FFC makes the shared use areas and oval premises available for community programs, including junior football, training programs, social competitions, and community events.

However, this access is contingent on the availability of the oval and must be balanced with FFC's own usage needs, particularly during periods of high demand, such as Australian Football League finals.

Given that the Cockburn ARC expansion is ongoing and FFC has existing rights to use the oval, any adjustments to the availability of the oval for local grand finals or the introduction of admission fees would likely take effect in FY26.

These considerations should be included in the FY26 budget discussions to ensure all financial and logistical aspects are adequately addressed.

However, it must be noted that FFC's exclusive use of the oval during periods of high demand may restrict the availability of the venue for local football grand finals.

Any decision regarding the introduction of admission fees will require further consultation with FFC to ensure compliance with the current lease terms.

It is also important to note that introducing an admission fee would require the installation of temporary fencing to control entry.

It is proposed that an investigation be undertaken over the next six months to address the Deputy Mayor's Notice of Motion, followed by a report on the feasibility, operational requirements, and financial impacts.



**Strategic Plans/Policy Implications**Community, Lifestyle and Security

A vibrant healthy, safe, inclusive, and connected community.

- Accessible and inclusive community, recreation and cultural services and facilities that enrich our community.

City Growth and Moving Around

A growing City that is easy to move around and provides great places to live.

- Cockburn Central as the capital of Perth's South Metro Region.

Listening and Leading

A community focused, sustainable, accountable, and progressive organisation.

- Best practice Governance, partnerships and value for money.

**Budget/Financial Implications**

N/A

**Legal Implications**

Adherence to the Facility Lease, Oval Lease and Management and Operations Agreement.

**Community Consultation**

N/A

**Risk Management Implications**

There is a low level of operational risk should Council not endorse the recommendation as provision for community access is stipulated in the Management and Operations Agreement.

**Advice to Proponent(s)/Submitters**

N/A

**Implications of Section 3.18(3) *Local Government Act 1995***

Nil



## 18. Notices Of Motion Given At The Meeting For Consideration At Next Meeting

### 18.1 Public Pontoon at Ngarkal Beach

The following Notice of Motion was received from Deputy Mayor Stone on 27 September 2024:

That Council:

1. SUPPORTS the immediate removal of the public pontoon at Ngarkal Beach, Port Coogee;
2. INVESTIGATES options for the pontoon to be relocated close to the Omeo dive trail where it can be accessed as a rest point for snorkelling.

#### Reason

Residents at Port Coogee have been negatively impacted by the City's placement of the public pontoon at Ngarkal beach.

Issues linked to the pontoon include but are not limited to antisocial behaviour, excessive noise, and vandalism.

Regardless of the positive impacts the pontoon may have on beach erosion, public safety must be our number one priority.

Our local residents have a right to feel safe in their homes.

This issue can be easily resolved by moving the pontoon to the dive trail where it complements the existing use without impacting residents.



**19. New Business of an Urgent Nature Introduced by Members or Officers**

Nil

**20. Matters to be Noted for Investigation, Without Debate**

Nil

**21. Confidential Business**

Nil

**22. (2024/MINUTE NO 0235) Resolution of Compliance**

**Council Decision**

MOVED Deputy Mayor C Stone SECONDED Cr T Dewan

That Council is satisfied that resolutions carried at this Meeting and applicable to items concerning Council provided services and facilities, are:-

- (1) integrated and co-ordinated, so far as practicable, with any provided by the Commonwealth, the State or any public body;
- (2) not duplicated, to an extent Council considers inappropriate, services or facilities as provided by the Commonwealth, the State or any other body or person, whether public or private; and
- (3) managed efficiently and effectively.

**CARRIED 10/0**

**23. Closure of Meeting**

There being no further business, the Presiding Member closed the meeting at 9.57pm.

