



The Council of the City of Cockburn

Ordinary Council Meeting **Minutes**

For Thursday, 9 February 2023

These Minutes are subject to confirmation

Presiding Member's signature

A handwritten signature in blue ink, which appears to read 'Logan Hancock', is written over a horizontal line.

Date: 9 March 2023

The Council of the City of Cockburn

Ordinary Council Meeting Thursday, 9 February 2023

Minutes

	Page
1. Declaration of Meeting.....	5
2. Appointment of Presiding Member.....	6
3. Disclaimer	6
4. Acknowledgement of Receipt of Written Declarations of Financial Interests and Conflict of Interest (by Presiding Member)	6
5. Apologies & Leave of Absence	6
6. Response to Previous Public Questions Taken on Notice	7
7. Written Requests for Leave of Absence.....	7
8. Public Question Time	7
9. Confirmation of Minutes.....	8
9.1 Minutes of the Special Council Meeting - 1/12/2022	8
9.1 (2023/MINUTE NO 0001) Minutes of the Special Council Meeting - 1/12/2022	8
9.4 Minutes of the Ordinary Council Meeting - 8/12/2022	8
9.1 (2023/MINUTE NO 0002) Minutes of the Ordinary Council Meeting - 8/12/2022	8
10. Deputations	8
11. Business Left Over from Previous Meeting (if adjourned)	8
12. Declaration by Members who have Not Given Due Consideration to Matters Contained in the Business Paper Presented before the Meeting	8
13. Decisions Made at Electors Meeting.....	9
14. Reports - CEO (and Delegates).....	10
14.1 Built and Natural Environment	10
14.1.1 (2023/MINUTE NO 0003) Initiation of Amendment No.158 to Town Planning Scheme No.3 - Tree Preservation Orders	10
(2023/MINUTE NO 0004) Defer consideration of Item 14.1.2 to follow Item 21	33
14.1.2 (2023/MINUTE NO 0005) Design Review Panel (DRP) - Appointment of Members 10 March 2023 to 10 March 2025	33
14.1.3 (2023/MINUTE NO 0006) Development Application - DA22/0750 - Lot 70 (39) Cutler Road, Jandakot - Change of Use to Industry - General (Licensed) - Containers Deposit Facility.....	39
14.1.4 (2023/MINUTE NO 0007) Cockburn Sound Reef Forestation.....	145



14.2	Finance	151
14.2.1	(2023/MINUTE NO 0008) Payments Made from Municipal Fund and Local Procurement Summary - November & December 2022.....	151
14.2.2	(2023/MINUTE NO 0009) Monthly Financial Reports - November & December 2022	219
14.2.3	(2023/MINUTE NO 0010) Mid-Year Budget Review 2022-23	264
14.3	Operations.....	290
14.3.1	(2023/MINUTE NO 0011) RFT19/2022 - Garden and Green Waste Composting or Processing	290
14.3.2	(2023/MINUTE NO 0012) Business Plan Cockburn Aquatic and Recreation Centre Expansion Project.....	298
14.4	Community Services.....	316
14.4.1	(2023/MINUTE NO 0013) Review of Participatory Budget Process - Community Groups	316
14.5	Governance and Strategy.....	333
14.5.1	(2023/MINUTE NO 0014) Australia Day Citizenship Ceremonies.....	333
14.5.2	(2023/MINUTE NO 0015) Council Meeting Schedule	337
14.5.3	(2023/MINUTE NO 0016) 2023 National General Assembly (NGA) - Call for Motions	343
14.6	Corporate Affairs	366
14.6.1	(2023/MINUTE NO 0017) Economic Exchange Agreement- City of Surabaya.....	366
15.	Reports-Standing Committee	371
15.1	Audit Risk and Compliance Committee Meeting – 7/12/2022	371
15.1.1	(2023/MINUTE NO 0018) Annual Bad Debts Review and Write-Offs.....	371
15.1.2	(2023/MINUTE NO 0019) Review of Monetary and Non-monetary Investments for 2021-22.....	374
15.1.3	(2023/MINUTE NO 0020) Local Roads and Community Infrastructure Program (LRCIP) - Audit for the Year Ended 30 June 2022	378
15.1.4	(2023/MINUTE NO 0021) Roads to Recovery Funding Program - Audit for the Year Ended 30 June 2022	393
15.1.5	(2023/MINUTE NO 0022) Legal and Other Expert Advice and Proceedings Between City of Cockburn and Other Parties.....	403
16.	Committee Minutes.....	406
16.1	Audit Risk and Compliance Committee Meeting – 7/12/2022	406
17.	Motions of Which Previous Notice Has Been Given.....	407
17.1	(2023/MINUTE NO 0024) Parking - Progress Drive	407

17.2 (2023/MINUTE NO 0025) Shark Fishing412

18. Notices Of Motion Given At The Meeting For Consideration At Next Meeting.....416

19. New Business of an Urgent Nature Introduced by Members or Officers416

20. Matters to be Noted for Investigation, Without Debate416

21. Confidential Business416

(2023/MINUTE NO 0026) Meeting to Proceed Behind Closed Doors417

(2023/MINUTE NO 0027) Reopen Meeting to Public.....417

22. (2023/MINUTE NO 0028) Resolution of Compliance418

23. Closure of Meeting418



The Council of the City of Cockburn

Ordinary Council Meeting Thursday, 9 February 2023

Minutes

Present

Elected Members

Mr L Howlett	Mayor (Presiding Member)
Mr T Widenbar	Deputy Mayor
Cr K Allen	Apology
Ms P Corke	Councillor
Mr T Dewan	Councillor
Mr P Eva	Councillor
Ms L Kirkwood	Councillor
Mrs C Reeve-Fowkes	Councillor
Mr M Separovich	Councillor
Ms C Stone	Councillor

In Attendance

Ms E Milne	A/Chief Executive Officer
Mr D Arndt	Chief of Built and Natural Environment
Ms V Green	Executive Corporate Affairs
Mr A Lees	Chief of Operations
Mr D van Ooran	Chief of Community Services
Ms C Chantelle	A/Executive People Experience and Transformation
Mr N Mauricio	A/Chief Financial Officer
Ms M Todd	A/Executive Governance and Strategy
Ms M Nugent	Media and Communications Officer
Mr N Sandiford	Systems Administrator (IT Support)
Mrs S D'Agnone	Council Minute Officer

1. Declaration of Meeting

The Presiding Member declared the meeting open at 7pm.

“Kaya, Wanju Wadjuk Budjar” which means “Hello, Welcome to Wadjuk Land”

The Presiding Member acknowledged the Nyungar People who are the traditional custodians of the land on which the meeting is being held and pay respect to the Elders of the Nyungar Nation, both past and present and extend that respect to Indigenous Australians who are with us tonight.

The Presiding Member advised the following:

'In accordance with Standing Orders Clause 8.8, mobile phones and all other electronic devices that may distract from the procedures at tonight's meeting are required to be turned off.

This meeting is being recorded and streamed live on the Council's website, in accordance with Council's Live Streaming of Council Meetings Policy, which can be viewed on Council's website.

All reasonable care is taken to maintain your privacy, however, as a visitor in the public gallery, your presence may be recorded, not only verbally but also on camera.

By remaining in the public gallery, it is assumed your consent is given if your image is broadcast.'

It is noted that tonight is Cr Lara Kirkwood's last Council Meeting and the first Council Meeting for Mr David van Ooran, Chief of Community Services.'

2. Appointment of Presiding Member

N/A

3. Disclaimer

The Presiding Member read the Disclaimer:

Members of the public, who attend Council Meetings, should not act immediately on anything they hear at the Meetings, without first seeking clarification of Council's position.

Persons are advised to wait for written advice from the Council prior to taking action on any matter that they may have before Council.

4. Acknowledgement of Receipt of Written Declarations of Financial Interests and Conflict of Interest (by Presiding Member)

Cr Kevin Allen Impartiality Interest – Item 14.3.1

5. Apologies & Leave of Absence

Nil



6. Response to Previous Public Questions Taken on Notice

Nil

7. Written Requests for Leave of Absence

Nil

8. Public Question Time

Andrea Di Carlo, Hamilton Hill

Subject: Public Boat Ramp - Cockburn

Q1. The public boat ramp in Cockburn, if you have even been to this boat ramp on a weekend it is impossible to get a place, sometimes you are there for hours. What are you going to do about that?

A1. The Chief of Building and Environment advised the public boat ramp at Woodman Point is under the control of the Department of Transport (DoT), who are the body that administer and manage the boat ram itself.

In the last eight years (approximately), the DoT have increased the size of the public car parking significantly, following upgrades carried out approximately 12-15 years ago where there were additional boat ramps a jetties put in.

DoT are constantly monitoring vehicle numbers and usage, and any increase to boat ramps and/or carparks would be a state government initiatives and not the Council.

Subject: Condition of Streets

Q2. Our streets, especially Rockingham Road, are appalling. What are you going to do about the standard of these streets?

A2. The Chief of Operations advised the City has an indicative level of service for the maintenance of its major road network and that any increase in the level of service need to be presented back to Council for consideration and amended accordingly through each annual budget.

Q3. When they do come and clean up the weeds and whipper-snipper them, they end up everywhere and we have to clean up your mess. There needs to be something better to control these weeds.

A3. The Chief of Operations referred to his previous response.



9. Confirmation of Minutes

9.1 (2023/MINUTE NO 0001) Minutes of the Special Council Meeting - 1/12/2022

Council Decision

MOVED Cr T Dewan SECONDED Cr K Allen

That Council confirms the Minutes of the Special Council Meeting held on Thursday, 1 December 2022 as a true and accurate record.

CARRIED 10/0

9.1 (2023/MINUTE NO 0002) Minutes of the Ordinary Council Meeting - 8/12/2022

Council Decision

MOVED Cr K Allen SECONDED Cr M Separovich

That Council confirms the Minutes of the Ordinary Council Meeting held on Thursday, 8 December 2022 as a true and accurate record.

CARRIED 10/0

10. Deputations

The Presiding Member invited the following deputation:

- 1. Richard Mellick**
Subject: Abandoned property in Spearwood

The Presiding Member thanked the deputation for his presentation.

11. Business Left Over from Previous Meeting (if adjourned)

Nil

12. Declaration by Members who have Not Given Due Consideration to Matters Contained in the Business Paper Presented before the Meeting

Nil



En Bloc Resolutions

7.20pm The following items were carried En Bloc by Simple Majority Resolution of Council:

14.1.4	15.1.1	16.1
14.2.1	15.1.2	17.1
14.2.2	15.1.3	17.2
14.5.1	15.1.4	
14.5.3	15.1.5	
14.6.1		

7.21pm The following items were carried En Bloc by Absolute Majority Resolution of Council:

14.3.2

13. Decisions Made at Electors Meeting

Nil

14 Reports - CEO (and Delegates)

14.1 Built and Natural Environment

14.1.1 (2023/MINUTE NO 0003) Initiation of Amendment No.158 to Town Planning Scheme No.3 - Tree Preservation Orders

Responsible Executive	Chief of Built and Natural Environment
Author	Strategic Planning Officer
Attachments	1. Draft Amendment No.158 Report ↓

Recommendation

That Council:

- (1) INITIATES pursuant to Section 75 of the Planning and Development Act 2005, Scheme Amendment No.158 which seeks to amend City of Cockburn Town Planning Scheme No.3 by deleting and replacing existing Clause 4.18 of the Scheme Text with the following:

“4.18.1 Tree Preservation

4.18.1 Interpretation

For the purposes of this clause, unless otherwise specified:

- ‘cut’ includes prune, lop, damage, destroy, injure or interfere;
- ‘Emergency Order’ means an order made under sub-clause 4.18.4;
- ‘Order’ means a proposed order, an amendment or revocation of an existing Significant Tree List designation order made under sub-clause 4.18.2 and includes an Emergency Order;
- ‘Protected Tree’ includes a tree which is on the Significant Tree List or is the subject of an Order;
- ‘Significant Tree List’ means the Local Government Inventory Heritage List Significant Tree List; and
- ‘tree’ includes a single tree, a group of trees, or other vegetation.

4.18.2 Tree Preservation Orders

In addition to trees included on the Significant Tree List or required to be preserved under a condition of a development approval, pursuant to this clause, the local government may:

- serve an order for the preservation and maintenance of a tree growing wholly or partially on land inclusive of any overhang or extension of canopy or root systems, for which the local government considers to be consistent with the adopted significant tree criteria as per the Local Government Inventory Heritage List Significant Tree List (Order); or
- order the amendment or revocation of an existing Significant Tree List designation, in relation to a tree which the local government no longer considers to be consistent with the adopted significant tree criteria as per the Local Government Inventory Heritage List Significant Tree List; or
- determine that sub-clause 4.18.4 applies to a specified tree.



4.18.3 Notice of Tree Preservation Orders

Subject to sub-clause 4.18.2, the local government must give notice of the proposed Order, for a minimum of 14 days or such other period determined by the local government, to the owners and occupiers of the land on which the tree is located.

Subject to sub-clause 4.18.2, the local government must consider any written submissions received after the notice period specified above and must thereafter advise the owners and occupiers of the land on which the tree is located of its decision in accordance with sub-clause 4.18.7.

4.18.4 Emergency Tree Preservation Orders

Where the local government considers there is a risk of imminent damage to a specified tree, the local government may determine that an emergency tree preservation order (Emergency Order) is appropriate.

Where the local government makes an Emergency Order for a specified tree, notwithstanding sub-clause 4.18.3, the Emergency Order is effective from the date that written notice of the Emergency Order is given to the owner or owners of the land on which the specified tree is located and remains in effect until the local government gives notice in writing of its decision as to whether the Order is made in accordance with sub-clause 4.18.3.

4.18.5 Destruction of trees

A person shall not, otherwise than in accordance with any written consent of the local government:

- a) cut, remove or otherwise destroy any Protected Tree; or
- b) cause or permit to be cut, removed or otherwise destroy any Protected Tree.

4.18.6 Biosecurity of trees

Sub-clause 4.18.5 does not apply to any Protected Trees which are cut, removed or otherwise destroyed in accordance with an express written direction or requirement of a State Government Department in response to plant biosecurity issues.

4.18.7 Notice of decision

Where a local government makes a decision under sub-clause 4.18.2, 4.18.3, or 4.18.4, that decision must:

- a) be in writing;
- b) specify the tree to which the decision applies;
- c) specify the date from which the decision is to take effect; and
- d) specify any conditions or works required for the specified tree.

The local government must update the Significant Tree List accordingly following any decision under sub-clause 4.18.2 or sub-clause 4.18.4.

4.18.8 Register of Tree Preservation Orders

The register of Orders shown on the Significant Tree List is available for public inspection:

- a) at the local government offices during work hours; and
 - b) on the local government website at any time.”
- (2) NOTES the Amendment is ‘standard’ under the provisions of the Planning and Development (Local Planning Schemes) Regulations 2015 as it satisfies the following criteria of Part 5, Division 1, Regulation 34:
- an amendment that does not result in any significant environmental, social, economic or governance impacts on land in the scheme area; and
 - any other amendment that is not a complex or basic amendment.
- (3) REFERS the Amendment to the Environmental Protection Authority (EPA), pursuant to Section 81 of the Planning and Development Act 2005, by giving to the EPA written notice of this resolution and such written information about the amendment as is sufficient to enable the EPA to comply with Section 48A of the Environmental Protection Act 1986 in relation to the proposed scheme amendment; and
- (4) Subject to Sections 81 and 82 of the Planning and Development Act 2005, ADVERTISES the proposed Amendment pursuant to the details prescribed within Regulation 47 of the Planning and Development (Local Planning Schemes) Regulations 2015. Regulation 47 specifies advertising must not be less than a period of 42 days.

Council Decision

MOVED Cr P Corke SECONDED Cr C Stone

That Council:

- (1) INITIATES pursuant to Section 75 of the Planning and Development Act 2005, Scheme Amendment No.158 which seeks to amend City of Cockburn Town Planning Scheme No.3 by deleting and replacing existing Clause 4.18 of the Scheme Text with the following:

“4.18.1 Tree Preservation

For the purposes of this clause, unless otherwise specified:

- a) ‘cut’ includes prune, lop, damage, destroy, injure or interfere
- b) ‘Emergency Order’ means an order made under sub-clause 4.18.4
- c) ‘Order’ means a proposed order, an amendment or revocation of an existing Significant Tree List designation order made under sub-clause 4.18.2 and includes an Emergency Order
- d) ‘Protected Tree’ includes a tree which is on the Significant Tree List or is the subject of an Order
- e) ‘Significant Tree List’ means the Local Government Inventory Heritage List Significant Tree List
- f) ‘tree’ includes a single tree, a group of trees, or other vegetation.



4.18.2 Tree Preservation Orders

In addition to trees included on the Significant Tree List or required to be preserved under a condition of a development approval, pursuant to this clause, the local government may:

- a) serve an order for the preservation and maintenance of a tree growing wholly or partially on land inclusive of any overhang or extension of canopy or root systems, for which the local government considers to be consistent with the adopted significant tree criteria as per the Local Government Inventory Heritage List Significant Tree List (Order); or
- b) order the amendment or revocation of an existing Significant Tree List designation, in relation to a tree which the local government no longer considers to be consistent with the adopted significant tree criteria as per the Local Government Inventory Heritage List Significant Tree List; or
- c) determine that sub-clause 4.18.4 applies to a specified tree.

4.18.3 Notice of Tree Preservation Orders

Subject to sub-clause 4.18.2, the local government must give notice of the proposed Order, for a minimum of 14 days or such other period determined by the local government, to the owners and occupiers of the land on which the tree is located.

Subject to sub-clause 4.18.2, the local government must consider any written submissions received after the notice period specified above and must thereafter advise the owners and occupiers of the land on which the tree is located of its decision in accordance with sub-clause 4.18.7.

Subject to sub-clause 4.18.2 b), where an existing Significant Tree List designation has been amended or revoked, the local government will undertake all reasonable efforts to advise the original nominator(s), and owner(s) of the land on which the tree is located.

4.18.4 Emergency Tree Preservation Orders

Where the local government considers there is a risk of imminent damage to a specified tree, the local government may determine that an emergency tree preservation order (Emergency Order) is appropriate.

Where the local government makes an Emergency Order for a specified tree, notwithstanding sub-clause 4.18.3, the Emergency Order is effective from the date that written notice of the Emergency Order is given to the owner or owners of the land on which the specified tree is located and remains in effect until the local government gives notice in writing of its decision as to whether the Order is made in accordance with sub-clause 4.18.3.

4.18.5 Destruction of trees

A person shall not, otherwise than in accordance with any written consent of the local government:

- a) cut, remove or otherwise destroy any Protected Tree; or
- b) cause or permit to be cut, removed or otherwise destroy any Protected Tree.

4.18.6 Biosecurity of trees

Sub-clause 4.18.5 does not apply to any Protected Trees which are cut, removed or otherwise destroyed in accordance with an express written direction or requirement of a State Government Department in response to plant biosecurity issues.

4.18.7 Notice of decision

Where a local government makes a decision under sub-clause 4.18.2, 4.18.3, or 4.18.4, that decision must:

- a) be in writing
- b) specify the tree to which the decision applies
- c) specify the date from which the decision is to take effect
- d) specify any conditions or works required for the specified tree.

The local government must update the Significant Tree List accordingly following any decision under sub-clause 4.18.2 or sub-clause 4.18.4.

4.18.8 Register of Tree Preservation Orders

The register of Orders shown on the Significant Tree List is available for public inspection:

- a) at the local government offices during work hours; and
- b) on the local government website at any time.”

- (2) NOTES the Amendment is ‘standard’ under the provisions of the Planning and Development (Local Planning Schemes) Regulations 2015 as it satisfies the following criteria of Part 5, Division 1, Regulation 34:
 - an amendment that does not result in any significant environmental, social, economic or governance impacts on land in the scheme area; and
 - any other amendment that is not a complex or basic amendment.
- (3) REFERS the Amendment to the Environmental Protection Authority (EPA), pursuant to Section 81 of the Planning and Development Act 2005, by giving to the EPA written notice of this resolution and such written information about the amendment as is sufficient to enable the EPA to comply with Section 48A of the Environmental Protection Act 1986 in relation to the proposed scheme amendment; and
- (4) Subject to Sections 81 and 82 of the Planning and Development Act 2005, ADVERTISES the proposed Amendment pursuant to the details prescribed within Regulation 47 of the Planning and Development (Local Planning Schemes) Regulations 2015. Regulation 47 specifies advertising must not be less than a period of 42 days.

CARRIED 10/0**Reason**

There are a number of trees currently on the significant tree register that have been nominated by members of the public, with support from other interested residents



and/or community groups.

As such, the nominator/others would assume the tree remains on the register and it would be sensible to inform them of the change, particularly if the tree in question is no longer going to be preserved.

Background

Significant Trees

The City's current framework for protecting significant trees originates from the identification of trees with cultural heritage significance in the City's first Local Heritage Survey (the Municipal Heritage Inventory) which was prepared in 1998, however, trees were not given statutory protection at the time.

Trees were identified for inclusion on the Heritage List, however at the time, the provisions of the local planning scheme and Heritage Act could only allow for protection of buildings and structures, meaning that trees were not able to be controlled through this planning mechanism.

Amendment No.86 was gazetted on 14 September 2012 and introduced Clause 4.18 to the Scheme Text to protect significant trees through the requirement for planning approval prior to their removal or major pruning.

Currently, Clause 4.18 states *Planning approval is required prior to the removal, destruction of and/or interference with any tree included on the local government Inventory Significant Tree list.*

At the 8 September 2022 Ordinary Council Meeting, Council considered an updated approach to the City's framework for significant trees and adopted updated nomination requirements and assessment criteria.

The review included examining current arrangements for significant trees, and investigations into possible alternative approaches that may better align with community expectations.

This included seeking advice to ensure a thorough understanding of the suitability of various approaches taken for protecting tree within the Western Australian legislative framework.

At the same time, Council resolved on 8 September 2022, through the Governance Committee, to require:

A future scheme amendment to introduce 'Tree Preservation Order' provisions to provide for a more comprehensive and robust protection for Significant Trees to be presented to a future Ordinary Meeting of Council for consideration, and if initiated, subsequent community consultation."



Submission

N/A

Report

In accordance with the September Council resolution, the purpose of this report is for Council to consider the initiation of a scheme amendment to include Tree Preservation Order provisions into the City of Cockburn Town Planning Scheme No.3 (TPS3).

Tree Preservation Orders

With growing development pressures and change throughout the City, the preservation of trees which contribute to the local area for their historical, cultural, social, aesthetic or ecological value is becoming more important.

In response, the City seeks to introduce improved statutory provisions into the Scheme which provide a clear enforceable framework for the creation, amendment or revocation of tree preservation orders, the process to be followed, and the ability to impose emergency orders in appropriate circumstances (such as during the significant tree assessment process).

Following a review of other local governments' schemes and methods, as well as gaining legal advice to ensure a thorough understanding of various approaches used elsewhere in Western Australia and interstate, this amendment seeks to identify appropriate and robust planning provisions which protect significant trees into the future.

The proposed Tree Preservation Order provisions have the following advantages:

- They provide for the local planning scheme to include a more comprehensive framework for Significant Trees
- They allow for criteria to not just be confined to cultural heritage matters
- They allow for immediate protection of the tree, thereby reducing the risk that tree will be removed prior to being included on the list
- They provide a more robust legal framework, including for prosecution of unauthorised removal of Significant Trees.

The full details of the proposed changes to the TPS3, including associated commentary on their specific wording are included in the draft Scheme Amendment Report (refer Attachment 1).

Draft Local Planning Strategy

Recently advertised between 22 September and 21 November 2022, the City's draft Local Planning Strategy encourages the continued protection of trees with cultural heritage value via retention of the Significant Tree List.



Currently empowered by a supplemental scheme provision that does not exist within the Deemed or Model Scheme Text of the *Planning and Development Act (Local Planning Scheme) Regulations 2015*, insertion of a similar provision into the new scheme (that will follow final adoption of the Local Planning Strategy) will need to be negotiated with the State Government.

This proposal represents an important opportunity to modernise and test the strength of improved scheme provisions ahead of drafting and/or finalising the new scheme.

Amendment Type

Under Part 5, Division 1, Regulation 34 of the *Planning and Development (Local Planning Schemes) Regulations 2015*, there are three different amendment types: basic, standard, and complex.

Amendment No.158 is to be progressed and considered as a standard amendment under the provisions of the *Planning and Development (Local Planning Schemes) Regulations 2015* for the following reasons:

It is an amendment to the local planning scheme that:

- does not result in any significant environmental, social, economic or governance impacts on land in the scheme area
- would not constitute a complex or basic amendment as defined in the regulations.

Strategic Plans/Policy Implications

Community, Lifestyle & Security

A vibrant healthy, safe, inclusive and connected community.

- Aboriginal and Torres Strait Islander cultures and other diverse cultures and heritage are recognised and celebrated.

City Growth & Moving Around

A growing City that is easy to move around and provides great places to live.

- An attractive, socially connected and diverse built environment.

Listening & Leading

A community focused, sustainable, accountable, and progressive organisation.

- Best practice Governance, partnerships and value for money.

Budget/Financial Implications

The cost of processing applications and enforcing any orders given will be absorbed as part of standard operating practices for the City.

The volume of applications expected to be received (based on the Significant Tree criteria adopted at the 8 September 2022 Ordinary Council Meeting) is not expected to warrant the need for additional or specialist resources.



Legal Implications

- *Planning and Development Act 2005*
- *Planning and Development (Local Planning Schemes) Regulations 2015*

The proposed amendment will provide a greater level of protection for significant trees, and provides the clarity required to ensure planning enforcement and prosecution.

Community Consultation

The proposal is considered a standard amendment, therefore formal advertising is required for a minimum of 42 days in accordance with Part 5, Regulation 47 of the *Planning and Development (Local Planning Schemes) Regulations 2015*.

Risk Management Implications

The recommendation considers the relevant planning matters related to this proposal.

The proposal is an appropriate response to that risk that will afford the City greater control over the preservation of significant trees, in particular where located on private land.

Advice to Proponent(s)/Submitters

N/A

Implications of Section 3.18(3) *Local Government Act 1995*

Nil





Town Planning Scheme No.3

Amendment No.158
(Standard)

Tree Preservation Orders

FEBRUARY 2023

Planning and Development Act 2005
RESOLUTION TO PREPARE
AMENDMENT TO A LOCAL PLANNING SCHEME

City of Cockburn
Town Planning Scheme No.3
Amendment No.158

RESOLVED that the Council, in pursuance of Section 75 of the *Planning and Development Act 2005*, amend the City of Cockburn Town Planning Scheme No. 3 by deleting and replacing existing Clause 4.18 of the Scheme Text with the following:

“4.18.1 Tree Preservation

4.18.1 Interpretation


For the purposes of this clause, unless otherwise specified:

- a) 'cut' includes prune, lop, damage, destroy, injure or interfere;
- b) 'Emergency Order' means an order made under sub-clause 4.18.4;
- c) 'Order' means a proposed order, an amendment or revocation of an existing Significant Tree List designation order made under sub-clause 4.18.2 and includes an Emergency Order;
- d) 'Protected Tree' includes a tree which is on the Significant Tree List or is the subject of an Order;
- e) 'Significant Tree List' means the Local Government Inventory Heritage List Significant Tree List; and
- f) 'tree' includes a single tree, a group of trees, or other vegetation.

4.18.2 Tree Preservation Orders

In addition to trees included on the Significant Tree List or required to be preserved under a condition of a development approval, pursuant to this clause, the local government may:

- a) serve an order for the preservation and maintenance of a tree growing wholly or partially on land inclusive of any overhang or extension of canopy or root systems, for which the local government considers to be consistent with the adopted significant tree criteria as per the Local Government Inventory Heritage List Significant Tree List (Order); or
- b) order the amendment or revocation of an existing Significant Tree List designation, in relation to a tree which the local government no longer considers to be consistent with the adopted significant tree criteria as per the Local Government Inventory Heritage List Significant Tree List; or
- c) determine that sub-clause 4.18.4 applies to a specified tree.



4.18.3 Notice of Tree Preservation Orders

Subject to sub-clause 4.18.2, the local government must give notice of the proposed Order, for a minimum of 14 days or such other period determined by the local government, to the owners and occupiers of the land on which the tree is located.

Subject to sub-clause 4.18.2, the local government must consider any written submissions received after the notice period specified above and must thereafter advise the owners and occupiers of the land on which the tree is located of its decision in accordance with sub-clause 4.18.7.

4.18.4 Emergency Tree Preservation Orders

Where the local government considers there is a risk of imminent damage to a specified tree, the local government may determine that an emergency tree preservation order (Emergency Order) is appropriate.

Where the local government makes an Emergency Order for a specified tree, notwithstanding sub-clause 4.18.3, the Emergency Order is effective from the date that written notice of the Emergency Order is given to the owner or owners of the land on which the specified tree is located and remains in effect until the local government gives notice in writing of its decision as to whether the Order is made in accordance with sub-clause 4.18.3.

4.18.5 Destruction of trees

A person shall not, otherwise than in accordance with any written consent of the local government:

- a) cut, remove or otherwise destroy any Protected Tree; or
- b) cause or permit to be cut, removed or otherwise destroy any Protected Tree.

4.18.6 Biosecurity of trees

Sub-clause 4.18.5 does not apply to any Protected Trees which are cut, removed or otherwise destroyed in accordance with an express written direction or requirement of a State Government Department in response to plant biosecurity issues.

4.18.7 Notice of decision

Where a local government makes a decision under sub-clause 4.18.2, 4.18.3, or 4.18.4, that decision must:

- a) be in writing;
- b) specify the tree to which the decision applies;
- c) specify the date from which the decision is to take effect; and
- d) specify any conditions or works required for the specified tree.

The local government must update the Significant Tree List accordingly following any decision under sub-clause 4.18.2 or sub-clause 4.18.4.

4.18.8 Register of Tree Preservation Orders

The register of Orders shown on the Significant Tree List is available for public inspection:

- a) at the local government offices during work hours; and
- b) on the local government website at any time.”

The Amendment is standard under the provisions of the Planning and Development (Local Planning Schemes) Regulations 2015 on the basis that it is an amendment that:

- *does not result in any significant environmental, social, economic or governance impacts on land in the scheme area; and*
- *would not constitute a complex or basic amendment as defined in Part 5 Division 1 Regulation 34.*

Dated this _____ day of _____ 20__

CHIEF EXECUTIVE OFFICER



AMENDMENT REPORT

1.0 INTRODUCTION

The purpose of this amendment is to update the City's existing 'Significant Tree' provisions with modern standards that introduce the ability to impose tree preservation orders into the City of Cockburn Town Planning Scheme No.3 (TPS3).

Once implemented, the tree preservation orders will be able to be applied to trees considered to meet the criteria for having historical, commemorative, cultural, social, scientific visual, aesthetic, landmark or significant ecological value, to best ensure their preservation, considered maintenance and the prosecution of actions that lead to their damage or destruction.

Applications for significant trees will be assessed by City officers internally to ensure that the tree is not located on public land and has been provided with the landowner's consent to progress. Each application will be placed on notice to allow for the opportunity for submissions to be made and will be determined by Council before a tree is included, amended or revoked from the significant tree list.

The tree preservation order provisions allow for emergency orders to be applied. An emergency order will be applied to the tree where there is an immediate risk of removal, or damage. A tree with an emergency order will be afforded protection from the time the order is applied rather than a regular tree preservation order to be protected from the date the significant tree list is updated.

2.0 BACKGROUND

The City's current framework for protecting Significant Trees originated from the identification of trees with cultural heritage significance when the City's first Local Heritage Survey, the Municipal Heritage Inventory, was prepared in 1998. Trees in this Inventory were not given statutory protection at that time.

Trees were identified for inclusion on the Heritage List, however the local planning scheme provisions and Heritage Act at this time only referred to the protection of buildings and structures meaning that trees were not able to be protected under this provision.

Amendment No.86 to the Scheme (which was gazetted 14 September 2012) introduced protection for Significant Trees via the requirement for planning approval prior to their removal or major pruning currently included at Clause 4.18 of the TPS3. Alongside Amendment No.86, the City's Significant Tree list criteria were adopted in 2012 based on National Trust criteria for significant trees and Office of Heritage criteria for heritage places.

On 8 September 2022, Council updated its Significant Tree list criteria for tree which could be included, amended or revoked from the significant tree list.

As part of the review of the criteria, Council also examined current arrangements for significant trees, and investigated possible alternative approaches that may better align with community expectations. Through this analysis, it was identified that Tree Preservation Order provisions would offer the following benefits:

- Provide for the local planning scheme to include a more comprehensive framework for Significant Trees
- Allow for criteria to not just be confined to cultural heritage matters
- Allow for immediate protection of the tree, thereby reducing the risk that trees will be removed prior to being included on list
- Provide a more robust legal framework, including for prosecution of unauthorised removal of 'Significant Trees'.

3.0 AMENDMENT TYPE

Part 5, Division 1, Regulation 34 of the *Planning and Development (Local Planning Schemes) Regulations 2015*, identifies different amendment types: basic, standard and complex.

Regulation 35(2) requires the local government to specify in their resolutions to prepare or adopt an amendment what type of amendment it is, as well as the explanation for forming that opinion. It has been considered that this amendment is to progress as a 'standard' amendment, in which Regulation 34 describes as:

- an amendment relating to a zone or reserve that is consistent with the objectives identified in the scheme for that zone or reserve;*
- an amendment that is consistent with a local planning strategy for the scheme that has been endorsed by the Commission;*
- an amendment to the scheme so that it is consistent with a region planning scheme that applies to the scheme area, other than an amendment that is a basic amendment;*
- an amendment to the scheme map that is consistent with a structure plan, activity centre plan or local development plan that has been approved under the scheme for the land to which the amendment relates if the scheme does not currently include zones of all the types that are outlined in the plan;*
- an amendment that would have minimal impact on land in the scheme area that is not the subject of the amendment;*
- an amendment that does not result in any significant environmental, social, economic or governance impacts on land in the scheme area;*
- any other amendment that is not a complex or basic amendment.*

This proposed amendment, which seeks to formalise and provide statutory rigour to the assessment and preservation of trees on private land satisfies parts (f) and (g) of the above criteria.

4.0 TOWN PLANNING CONTEXT

4.1 State Planning Framework

This amendment does not propose any changes to Town Planning Scheme No.3 (TPS3) which would contravene or be inconsistent with the State Planning Framework or Metropolitan Region Scheme (MRS).

On the contrary, the research undertaken by the City during its 2022 review of the Significant Tree List criteria identified that partly as a result of a lack of State Guidance on the matter, there is no consistent approach to either ensuring the long-term protection of culturally significant trees, or of ensuring the preservation of urban tree canopy via the protection or incentivisation of retaining trees on private land via the subdivision and development process (a matter separate to this proposal).

4.2 City of Cockburn Local Planning and Environmental Framework

Recently advertised between 22 September and 21 November 2022, the City's draft Local Planning Strategy encourages the continued protection of trees with cultural heritage value via retention of the Significant Tree List.

Currently empowered by a supplemental scheme provision that does not exist within the Deemed or Model Scheme Text, a similar provision will need to be inserted into the new scheme that will follow final adoption of the Local Planning Strategy.

Introduced in 2012, the current clause is in need of updating to reflect the City's learnings during operation and to ensure a robust planning framework is in place that accords with the community's expectations.

More broadly, the proposal also aligns with the cultural heritage objectives, and will work favourably in combination with the general amenity, sustainability and environmental objectives of the following City adopted documents:


- *Strategic Community Plan (2020 – 2030)*
- *Climate Change Strategy (2020 – 2030)*
- *Urban Forrest Plan (2018 – 2028)*

5.0 PROPOSAL

To achieve the benefits identified in Section 2.0 above, the proposed amendment seeks to replace Clause 4.18 in the Scheme Text with an expanded subset of clauses (4.18.1 to 4.18.8). The provisions are broadly based on those that currently appear in the City of South Perth's local planning scheme and have been reviewed by legal counsel to ensure their suitability (particularly as it relates to subsequent enforceability).

The intent and/or purpose of each new scheme provision, and any critical aspects that went into its drafting is briefly explained beside each clause in the table that follows:

Tracked changes	Explanation for draft wording:
<p>4.18 Planning approval is required prior to the removal, destruction of and/or interference with any tree included on the local government Inventory Significant Tree list.</p> <p><u>Tree Preservation</u></p> <p><u>4.18.1 Interpretation</u></p> <p><u>For the purposes of this clause, unless otherwise specified:</u></p> <ul style="list-style-type: none"> <u>a) 'cut' includes prune, lop, damage, destroy, injure or interfere;</u> <u>b) 'Emergency Order' means an order made under sub-clause 4.18.4;</u> <u>c) 'Order' means a proposed order, an amendment or revocation of an existing Significant Tree List designation order made under sub-clause 4.18.2 and includes an Emergency Order;</u> <u>d) 'Protected Tree' includes a tree which is on the Significant Tree List or is the subject of an Order;</u> <u>e) 'Significant Tree List' means the Local Government Inventory Heritage List Significant Tree List; and</u> <u>f) 'tree' includes a single tree, a group of trees, or other vegetation.</u> 	<p>The interpretation clause is critical to aiding general understanding and subsequent enforcement of the new provisions.</p> <p>The terms defined are supplemental to those covered under Part 6 of TPS3 or the Planning and Development Act (Local Planning Scheme) Regulations.</p>
<p><u>4.18.2 Tree Preservation Order</u></p> <p><u>In addition to trees included on the Significant Tree List or required to be preserved under a condition of a development approval, pursuant to this clause, the local government may:</u></p> <ul style="list-style-type: none"> <u>a) serve an order for the preservation and maintenance of a tree growing wholly or partially on land inclusive of any overhang or extension of canopy or root systems, for which the local government considers to be consistent with the adopted significant tree criteria as per the Local Government Inventory Heritage List Significant Tree List (Order); or</u> <u>b) order the amendment or revocation of an existing Significant Tree List designation, in relation to a tree which the local government no longer considers to be consistent with the adopted significant tree criteria as per the Local Government Inventory Heritage List Significant Tree List; or</u> <u>c) determine that sub-clause 4.18.4 applies to a specified tree.</u> 	<p>This clause introduces the ability for the City to grant and revoke orders to best ensure the preservation and appropriate maintenance of significant trees. Importantly:</p> <ul style="list-style-type: none"> • the clause acknowledges that there are other approval processes that can also result or be contingent upon the retention of existing trees); • the wording specifically limits the use of TPO's to trees adopted onto City's the Significant Tree List; and • the ability to modify or revoke listings is not currently available under current scheme provisions.
<p><u>4.18.3 Notice of Tree Preservation Orders</u></p> <p><u>Subject to sub-clause 4.18.2, the local government must give notice of the proposed Order, for a minimum of 14 days or such other period determined by the local government, to the owners and occupiers of the land on which the tree is located.</u></p> <p><u>Subject to sub-clause 4.18.2, the local government must consider any written submissions received after the notice period specified above and must thereafter</u></p>	<p>The clause sets out the process by which the City will consult when seeking to issue an order.</p> <p>14-days is a reduction to the City's current practice of 21-days but is consistent with provisions under other local schemes.</p> <p>The extent and timeframe specified are minimum standards only and (as per current practice) advertising will extend to surrounding</p>




<p><u>advise the owners and occupiers of the land on which the tree is located of its decision in accordance with sub-clause 4.18.7.</u></p>	<p>landowners, such as in instances where a tree overhangs or is located within close proximity to one or a number of shared boundaries.</p> <p>An internal procedure (inclusive of appropriate delegations) will be prepared to provide further guidance on this and other matters.</p>
<p>4.18.4 Emergency Tree Preservation Orders</p> <p><u>Where the local government considers there is a risk of imminent damage to a specified tree, the local government may determine that an emergency tree preservation order (Emergency Order) is appropriate.</u></p> <p><u>Where the local government makes an Emergency Order for a specified tree, notwithstanding sub-clause 4.18.3, the Emergency Order is effective from the date that written notice of the Emergency Order is given to the owner or owners of the land on which the specified tree is located and remains in effect until the local government gives notice in writing of its decision as to whether the Order is made in accordance with sub-clause 4.18.3.</u></p>	<p>This clause will allow the City the ability to provide immediate protection to trees during the Significant Tree assessment process.</p> <p>It is not automatic and should only applied where considered necessary.</p> <p>This protection is not available to nominated trees under current scheme provisions.</p>
<p>4.18.5 Destruction of trees</p> <p><u>A person shall not, otherwise than in accordance with any written consent of the local government:</u></p> <ul style="list-style-type: none"> <u>a) cut, remove or otherwise destroy any Protected Tree; or</u> <u>b) cause or permit to be cut, removed or otherwise destroy any Protected Tree.</u> 	<p>This clause outlines the extent of work that triggers the need for assessment and enables the City to prosecute offenders who remove or harm 'Protected Trees' without consent.</p> <p>The current scheme provision relates only to 'significant' pruning. This is a deliberate change reflecting a more conservative approach to future management of the select trees that obtain 'protected' status, by requiring an assessment of the proposal (and its impact on the tree) ahead of any works being undertaken.</p>
<p>4.18.6 Biosecurity of trees</p> <p><u>Sub-clause 4.18.5 does not apply to any Protected Trees which are cut, removed or otherwise destroyed in accordance with an express written direction or requirement of a State Government Department in response to plant biosecurity issues.</u></p>	<p>This clause provides an exemption from this process (or subsequent compliance). Exemptions have been deliberately kept to this one instance to minimise the risk of misuse.</p> <p>In particular, the City has deliberately resisted the use of broader terms relating to emergency need (noting that there are instances where other emergency legislation would intervene or override), in favour of only exempting agencies such as the Department of Primary Industries and Regional Development where removal is necessary to address an urgent need to the broader community or industry like outbreaks of the European House Borer etc.</p>
<p>4.18.7 Notice of decision</p> <p><u>Where a local government makes a decision under sub-clause 4.18.2, 4.18.3, or 4.18.4, that decision must:</u></p> <ul style="list-style-type: none"> <u>a) be in writing;</u> <u>b) specify the tree to which the decision applies;</u> <u>c) specify the date from which the decision is to take effect; and</u> <u>d) specify any conditions or works required for the</u> 	<p>This is an essential element that concludes the assessment process. A decision is not final until the notice is properly issued.</p> <p>The level of detail specified is also important to informing future actions relating to compliance orders issued under section 214 and/or prosecution of offences under sections 214(7) or 218 of the <i>Planning and Development Act</i>.</p>



<p><u>specified tree.</u></p> <p><u>The local government must update the Significant Tree List accordingly following any decision under sub-clause 4.18.2 or sub-clause 4.18.4.</u></p>	
<p>4.18.8 Register of Tree Preservation Orders</p> <p><u>The register of Orders shown on the Significant Tree List is available for public inspection:</u></p> <p>a) <u>at the local government offices during work hours;</u> and b) <u>on the local government website at any time.</u></p>	<p>This clause clarifies where the information will be stored in accordance with current practice and modern standards.</p> <p>To best achieve broad community understanding and compliance, it is critical that this information be stored in readily accessible locations to landowners, purchasers, developers, government authorities, service agencies and the public at large.</p> <p>Significant Trees are currently depicted on the Heritage module of the City's online mapping systems.</p>

6.0 CONCLUSION

The proposed amendment will provide certainty, guidance and enforceable provisions for the protection of significant trees, in particular those located on private land throughout the City.



Planning and Development Act 2005
RESOLUTION TO ADOPT
AMENDMENT TO A LOCAL PLANNING SCHEME

City of Cockburn
Town Planning Scheme No.3
Amendment No.158

RESOLVED that the Council, in pursuance of Section 75 of the *Planning and Development Act 2005*, amend the City of Cockburn Town Planning Scheme No. 3 by deleting and replacing existing Clause 4.18 of the Scheme Text with the following:

“4.18.1 Tree Preservation

4.18.1 Interpretation

For the purposes of this clause, unless otherwise specified:

- a) 'cut' includes prune, lop, damage, destroy, injure or interfere;
- b) 'Emergency Order' means an order made under sub-clause 4.18.4;
- c) 'Order' means a proposed order, an amendment or revocation of an existing Significant Tree List designation order made under sub-clause 4.18.2 and includes an Emergency Order;
- d) 'Protected Tree' includes a tree which is on the Significant Tree List or is the subject of an Order;
- e) 'Significant Tree List' means the Local Government Inventory Heritage List Significant Tree List; and
- f) 'tree' includes a single tree, a group of trees, or other vegetation.

4.18.2 Tree Preservation Orders

In addition to trees included on the Significant Tree List or required to be preserved under a condition of a development approval, pursuant to this clause, the local government may:

- a) serve an order for the preservation and maintenance of a tree growing wholly or partially on land inclusive of any overhang or extension of canopy or root systems, for which the local government considers to be consistent with the adopted significant tree criteria as per the Local Government Inventory Heritage List Significant Tree List (Order); or
- b) order the amendment or revocation of an existing Significant Tree List designation, in relation to a tree which the local government no longer considers to be consistent with the adopted significant tree criteria as per the Local Government Inventory Heritage List Significant Tree List; or
- c) determine that sub-clause 4.18.4 applies to a specified tree.

4.18.3 Notice of Tree Preservation Orders

Subject to sub-clause 4.18.2, the local government must give notice of the proposed Order, for a minimum of 14 days or such other period determined by the local government, to the owners and occupiers of the land on which the tree is located.

Subject to sub-clause 4.18.2, the local government must consider any written submissions received after the notice period specified above and must thereafter advise the owners and occupiers of the land on which the tree is located of its decision in accordance with sub-clause 4.18.7.

4.18.4 Emergency Tree Preservation Orders

Where the local government considers there is a risk of imminent damage to a specified tree, the local government may determine that an emergency tree preservation order (Emergency Order) is appropriate.

Where the local government makes an Emergency Order for a specified tree, notwithstanding sub-clause 4.18.3, the Emergency Order is effective from the date that written notice of the Emergency Order is given to the owner or owners of the land on which the specified tree is located and remains in effect until the local government gives notice in writing of its decision as to whether the Order is made in accordance with sub-clause 4.18.3.

4.18.5 Destruction of trees

A person shall not, otherwise than in accordance with any written consent of the local government:

- a) cut, remove or otherwise destroy any Protected Tree; or
- b) cause or permit to be cut, removed or otherwise destroy any Protected Tree.

4.18.6 Biosecurity of trees

Sub-clause 4.18.5 does not apply to any Protected Trees which are cut, removed or otherwise destroyed in accordance with an express written direction or requirement of a State Government Department in response to plant biosecurity issues.

4.18.7 Notice of decision

Where a local government makes a decision under sub-clause 4.18.2, 4.18.3, or 4.18.4, that decision must:

- a) be in writing;
- b) specify the tree to which the decision applies;
- c) specify the date from which the decision is to take effect; and
- d) specify any conditions or works required for the specified tree.



The local government must update the Significant Tree List accordingly following any decision under sub-clause 4.18.2 or sub-clause 4.18.4.

4.18.8 Register of Tree Preservation Orders

The register of Orders shown on the Significant Tree List is available for public inspection:

- a) at the local government offices during work hours; and
- b) on the local government website at any time.”

The Amendment is standard under the provisions of the Planning and Development (Local Planning Schemes) Regulations 2015 on the basis that it is an amendment that:

- *does not result in any significant environmental, social, economic or governance impacts on land in the scheme area; and*
- *would not constitute a complex or basic amendment as defined in Part 5 Division 1 Regulation 34.*



ADOPTION

Adopted by resolution of the Council of the City of Cockburn at the Meeting of the Council held on ____ day of _____.

MAYOR

CHIEF EXECUTIVE OFFICER

FINAL APPROVAL

Adopted for final approval by resolution of the City of Cockburn at the Meeting of the Council held on the ____ day of _____, and the Common Seal of the City of Cockburn was hereunto affixed by the authority of a resolution of the Council in the presence of:

MAYOR

(Seal)

CHIEF EXECUTIVE OFFICER

Recommended/Submitted for Final Approval


DELEGATED UNDER S.16 OF
THE P&D ACT 2005

DATE _____

Final Approval Granted

MINISTER FOR PLANNING

DATE _____



(2023/MINUTE NO 0004) Defer consideration of Item 14.1.2 to follow Item 21**Council Decision**

MOVED Cr M Separovich SECONDED Cr T Dewan

That Council defers consideration of Item 14.1.2 to follow Item 21, to allow discussion on the Confidential Attachment without inconvenience to the public in the gallery or watching the livestream.

CARRIED 7/3

For: Mayor L Howlett, Deputy Mayor T Widenbar, Cr T Dewan, Cr P Eva, Cr C Reeve-Fowkes, Cr M Separovich, Cr C Stone

Against: Cr K Allen, Cr P Corke, Cr L Kirkwood

Note: Item 14.1.2 was considered after Item 21

14.1.2 (2023/MINUTE NO 0005) Design Review Panel (DRP) - Appointment of Members 10 March 2023 to 10 March 2025

Responsible Executive Chief of Built and Natural Environment

Author Manager Development Services

Attachments 1. Design Review Panel (**Confidential**)

Council Decision

MOVED Cr P Corke SECONDED Cr K Allen

That Council:

- (1) In accordance with Schedule 'A' – supplemental provisions to the Deemed Provisions of Town Planning Scheme No. 3 – 80B "Advisory Committees", APPOINTS two (2) 'Advisory Committees' to comprise the City of Cockburn 'Design Review Panel(s)', with a total of eight (8) members;
- (2) APPOINTS the Chair of the City of Cockburn Design Review Panel(s) in accordance with the person identified as the City of Cockburn Design Review Panel(s) Chair under the attached Confidential Item (refer Confidential Attachment 1) for a two-year term concluding on 10 March 2025;
- (3) APPOINTS the Deputy Chair of the City of Cockburn Design Review Panel(s) in accordance with the person identified as the City of Cockburn Design Review Panel(s) Deputy Chair under the attached Confidential Item (refer Confidential Attachment 1) for a two-year term concluding on 10 March 2025;
- (4) APPOINTS a total of six (6) additional members in accordance with the persons identified as Design Review Panel Members under the attached Confidential Item (refer Confidential Attachment 1) as the members of the City of Cockburn Design Review Panel(s) for a two-year term concluding on 10 March 2025; and
- (5) DIRECTS officers to formally, and individually, advise those who applied of Councils decision, and publish this on the website.

CARRIED 10/0



Background

At the 14 April 2016 Ordinary Council Meeting, Council resolved to establish a Design Review Panel (DRP) in accordance with the provisions of Town Planning Scheme No. 3 (TPS 3) for the purposes of providing independent expert design review advice for complex planning proposals.

Local Planning Policy 'LPP 5.16 *Design Review Panels*' was adopted by Council and provides terms of reference for the Panel.

On 11 February 2021, Council resolved to reappoint the City's then Chair and remaining DRP members, with a total of six (6) members. Council also resolved to establish two (2) advisory panels in order to allow appointment of a total of six (6) members. This is because each panel is only permitted up to five (5) members, in accordance with *Schedule A (Clause 80B)* of TPS3.

It is recommended to further increase membership to a total of eight (8), four in each panel, to ensure availability of professionals. At times members may not be available to attend the DRP, therefore an additional two (2) members may address this shortfall. City officers can then draw from two (2) panels of eight (8) members and ensure a quicker confirmation of the meeting date with applicants.

Accordingly, the City invited Expressions of Interest (EOI) from the public, including key technical experts, to be part of the City's DRP in late 2022.

The EOI was published on the City's website and *LinkedIn*, for a period of seven weeks.

This report provides a formal record of the EOI process, which concluded on 5 January 2023, in addition to the City's recommendations to Council for the 2023 to 2025 DRP term.

Submission

There was a total of 40 (forty) EOI (refer to Confidential Attachment 1).

Report

Why have a DRP?

Integrating design review into the planning system is a key component of the implementation and operation of State Planning Policy 7.0 Design of the Built Environment (SPP 7.0).

Planners can focus more on the statutory obligations at assessment stage with the security of the design considerations being addressed prior to lodgement.

Our DRP has proved to date to be of significant benefit to developers and the community and has helped City officers negotiate win/win good design outcomes.



Assessing design quality as part of the planning approval process allows the City to fully harness the opportunities offered by new development while ensuring that maximum benefit is delivered to all.

Who can be a Panel Member?

The DPLH Design Review Guide for local governments to set up and operate design review processes specifies:

“To be independent and apolitical, the local government should not appoint decision-makers, its own elected members or officers to its Design Review Panel. However, key local government planning (and other) officers should participate in all design reviews in an advisory capacity and to provide administrative and governance support.”

For design review to be effective, it must be resourced appropriately and conducted in a manner that is fair, robust and credible.

There are 10 ‘best practice’ principles of design review.

With regard to the above heading, a Design Review Panel should be:

- [Expert]: Carried out by suitably trained people who are experienced in design and know how to critique constructively.
- [Multi-disciplinary]: An Independent DRP combines the different perspectives of architects, urban designers, planners, landscape architects, engineers and other specialist experts to provide a complete, rounded assessment.
- [Advisory]: The DRP does not make decisions but offers impartial advice that informs recommendations to the people who do.
- [Accessible]: Recommendations arising from the DRP are clearly expressed in terms that design teams, decision-makers and the public can all understand and make use of.

In addition, the City’s Design Review Panel Local Planning Policy 5.16 (LPP 5.16) specifies:

“A person who is currently employed by the City of Cockburn or who is an Elected Member of the Cockburn Council is not eligible for appointment as a member of the Panel.”

What qualifications, experience and skillset is the City looking for from the 2023–2025 Design Review Panel?

As discussed, an Independent DRP combines different perspectives from architects, urban designers, planners, landscape architects, engineers and other specialist experts to provide a complete, rounded assessment.



The City is looking for suitable candidates who ideally have multiple areas of qualifications as listed above (i.e.: an architect who is also an urban designer and/or landscape architect etc.).

In addition to qualifications, candidates should ideally have relevant experience on other DRPs (whether nationally or internationally).

This would ideally place the DRP members in a position where they are suitably qualified, experienced and skilled at the DRP process.

Good design delivered in a high-level customer service way is a key driving objective of the City as described earlier in this report.

Having a suitably qualified, experienced and skilled independent panel that complement each other is the driving objective in seeking to select the 2023–2025 DRP.

What are the qualifications and professional experiences of the recommended Expression of Interest candidates?

The recommended DRP for 2023–2025, as identified in Confidential Attachment, have the following combined experience, including but not limited to:

- Office of the Government Architect
- Design Advisory Committees for various universities
- Local Government Design Review Panels across Perth including: City of Fremantle, City of Vincent, Town of Mosman Park, City of Wanneroo, City of Joondalup, City of Subiaco, City of Victoria Park, City of Kalamunda, City of Bayswater, City of Stirling, City of South Perth, City of Nedlands, City of Swan, City of Melville.
- State Government Design Review Panels including Development WA, the former Metropolitan Redevelopment Authority
- Joint Development Assessment Panel.

The following combined qualifications, including but not limited to:

- Urban Planning
- Urban Design
- Landscape Architecture
- Architecture.



The DPLH *Design Review Guide* for local governments to set up and operate a design review process specifies that local governments should ensure their DRP has a range of design and built environment expertise in one or more of the following disciplines:

- Architecture (essential)
- Landscape Architecture (essential)
- Urban Design (essential)
- Heritage
- Sustainability and Environmental Design
- Services Engineering
- Accessibility
- Transport Planning
- Planning
- Public Art
- Civil and/or Structural engineering.

The guide suggests all DRP members should be eligible for registration and maintain good standing with their respective professional bodies.

The proposed DRP meet this objective with the recommended panel members having good standing with their respective professional bodies.

Additionally, the proposed DRP have a range of design and built environment expertise including the essential and additional above-mentioned disciplines.

What processes did the City use to shortlist and recommend Design Review Panel Expressions of Interest to Council?

The City undertook a multiple-criteria analysis evaluation process to appraise the EOI and to make an informed recommendation to Council.

The scores were tallied under the analysis which was used to inform the City's recommendation.

The recommendation is based on an evaluation of, but not limited to: qualifications, previous panel experience, relevant local government experience, proven ability and compatibility. In addition, the City attempted to obtain diversity in age, gender and skills, to form a panel reflective of the City values and hiring practices.

In addition to the above the City was guided by part 5.6.3 of the State Governments Design Review Guide to additional criteria, including but not limited to:

“Ability to analyse, evaluate and offer objective and constructive feedback on complex design quality issues in design review, for evaluation of complex development applications and on strategic planning matters and Good written and verbal communication to ensure that advice provided to proponents is clear and concise.”



The City is confident that the recommended list of EOI finalists exceeds City requirements and the requirements of the State.

The City received a very skilled, experienced and highly sought-after group of EOIs with the recommended eight (8) being of a suitably high standard.

Strategic Plans/Policy Implications

Local Economy

A sustainable and diverse local economy that attracts increased investment and provides local employment.

Environmental Responsibility

A leader in environmental management that enhances and sustainably manages our local natural areas and resources.

Community, Lifestyle & Security

A vibrant healthy, safe, inclusive, and connected community.

City Growth & Moving Around

A growing City that is easy to move around and provides great places to live.

Listening & Leading

A community focused, sustainable, accountable, and progressive organisation.

Budget/Financial Implications

Panel members are paid for their services at an industry standard hourly rate, from the approved Development Services budget.

Legal Implications

Nil

Community Consultation

N/A

Risk Management Implications

Should a panel not be appointed, the City will fail to deliver its objectives in supporting good design outcomes and achieving its Division Purpose of *‘Creating the best place to be.’*

Advice to Proponent(s)/Submitters

N/A

Implications of Section 3.18(3) *Local Government Act 1995*

Nil



14.1.3 (2023/MINUTE NO 0006) Development Application - DA22/0750 - Lot 70 (39) Cutler Road, Jandakot - Change of Use to Industry - General (Licensed) - Containers Deposit Facility

Responsible Executive	Chief of Built and Natural Environment
Author	Acting Coordinator of Development Services
Attachments	<ol style="list-style-type: none"> 1. Applicant's Cover Letter and Planning Report ↓ 2. Development Plans and Signage ↓ 3. Bushfire Management Plan and BAL Contour ↓ 4. Traffic Impact Statement ↓ 5. DWER Referral Response ↓ 6. Public Consultation Map with Indicative Buffer ↓
Location	Lot 70 (#39) Cutler Road, Jandakot
Owner	Finly Moore and Lofting Pty Ltd
Applicant	Rowe Group
Application Reference	DA22/0750

Recommendation/Council Decision

MOVED Cr T Dewan SECONDED Cr C Stone

That Council:

(1) APPROVES the proposal subject to the following conditions and footnotes:

Conditions

1. This planning approval is for a Change of Use from 'Warehouse' to 'Industry – General (Licensed) – *Containers Deposit Facility* and associated development works as per the approved plan dated 09/02/2023 and shall be undertaken in accordance with the terms of the approved plan including any notation.
2. The premises shall be kept in a neat and tidy condition at all times by the owner/occupier to the satisfaction of the City.
3. Only clean-sourced recyclable materials are to be sorted and processed on site. Putrescible materials are not permitted to be brought to or processed on the site.
4. The operator/landowner shall ensure the provision of an adequate containment system or bunding to prevent the escape of contaminants from the fuel storage site into the environment. Hydrocarbons, chemicals and other toxic or hazardous substances should be stored such that there is no discernible risk of contamination of groundwater or surface water.
5. The operator/landowner shall ensure that a spill prevention kit is readily accessible at all times.
6. All stormwater must be contained and disposed of on-site. All stormwater infrastructure must be maintained for the duration of the development. All



stormwater from newly roofed and paved areas shall be collected and disposed of via piped connection to the existing system on site in accordance with the City's engineering requirements and design guidelines. The applicant shall submit their stormwater design to the City for review and approval prior to the commencement of use.

7. All activities pertaining to the sorting and segregating of the clean-sourced materials shall be contained indoors. No sorting activities shall be undertaken outdoors.
8. Prior to the commencement of use, a Traffic Management Procedure shall be submitted and approved by the City to address two-way movement along the western boundary. The approved Traffic Management Procedure shall be implemented in perpetuity to the satisfaction of the City.
9. Prior to the commencement of use, vehicle parking, manoeuvring and circulation areas shall be designed, constructed, sealed, line marked and drained in accordance with the City's *Paving and Drainage Specification*.
10. The Bushfire Management Plan prepared by Linfire Consulting dated 4 October 2022 (Reference No: 20220715226ROWE-BMP-001_0) shall be implemented for the duration of the development.
11. No wash-down of plant, vehicles or equipment is permitted on the site without prior approval of the City's Public Health Service Unit.
12. A maximum of 60 employees are permitted on site at any one time.
13. All waste and recycling materials generated on site must be contained within bins. These must be stored in an internal enclosure within the buildings or within an external enclosure located and constructed to the satisfaction of the City.
14. Any loading and/or unloading of vehicles is to occur on-site in a manner that does not interfere with the parking of vehicles in the car park. All car parking bays are to be made available at all times for visitors and employees.
15. The signage shall not include fluorescent, reflective or retro reflective colours or materials. If illuminated, signage shall not to flash, pulsate or chase.
16. The approved signage is to be in relation to the uses of the site. Signage is to be maintained and not offensive in nature, to the satisfaction of the City.
17. Operating hours associated with the processing of materials (excluding administration, vehicle movements and maintenance/mechanical repairs) shall be restricted to the following:
 - (a) Monday to Friday: 5am to 7pm
 - (b) Saturday and Sunday: 7am to 3pm
18. With respect to condition 17 above, the operating hours may be extended to the following for a total of 60 days within a calendar year:
 - (a) Monday to Friday: 5am to 10pm
 - (b) Saturday and Sunday: 7am to 7pm

The City shall be notified in writing at least 24 hours prior to an intended extension of hours.



Footnotes

1. This is a Planning Approval only and does not remove the responsibility of the operator/landowner to comply with all relevant Building, Public Health and Development Engineering requirements of the City, or with any requirements of the City of Cockburn *Town Planning Scheme No. 3* or with the requirements of any external agency.
2. The *Environmental Protection Act 1986* requires a works approval to be obtained before constructing a prescribed premises and makes it an offence to cause an emission or discharge unless a licence or registration (for operation) is held for the premises. The Department of Water and Environmental Regulation (DWER) has not received an application for a works approval or licence for this premises to date. As such, DWER recommends that the applicant lodge an application for a works approval (or licence) with DWER.
3. The operator/landowner is advised of their responsibility to comply with the noise pollution provisions of the *Environmental Protection Act 1986*, the requirements of the *Environmental Protection (Noise) Regulations 1997* and *Building Code of Australia*.
4. All stormwater drainage shall be designed in accordance with the document entitled "Australian Rainfall and Runoff" 2019 produced by the Commonwealth of Australia (Geoscience Australia). The design is to be certified by a suitably qualified practicing Engineer on the basis of a 1% AEP (annual exceedance probability) critical event, to the satisfaction of the City. Details of the stormwater drainage are also to be provided with the associated Building Permit Application where applicable.
5. In relation to Condition 11, any wash-down of plant, vehicles or equipment must be carried out over a wash down pad with waste water treated to remove solids and hydrocarbons prior to discharge to the environment. A Health Act application including detailed plans and specifications of the facility and the appropriate fee must be submitted together with building plans to the City's Public Health Service Unit.
6. In relation to Condition 13, the operator/landowner is advised the City's specifications for external enclosures are that the structures are at least 1.8 m high, fitted with a gate and graded to a 100mm diameter industrial floor waste with a hose cock, all connected to sewer. The minimum provisions for internal bin storage is a concrete wash-down pad of at least 1m² graded to a 100mm diameter industrial floor waste with a hose cock, all connected to sewer.
7. The proposal is partly located within a Priority 3 (P3) area of the Jandakot Underground Water Pollution Control Area (UWPCA). P3 areas are defined and managed to maintain the quality of the drinking water source for as long as possible with the objective of risk management. The P3 areas occur within Public Drinking Water Source Areas (PDWSA) where land is zoned for urban and commercial or light industrial uses. The recycling facility can be described as light industry and is therefore acceptable in a P3 area.
8. The approved land use involves activities that could give rise to odour nuisance and as such the City may take action under the Environmental Protection Act to mitigate any such adverse impacts of and where the need arises. Having regard



to the industrial use that has been approved, odour shall be kept to a level generally acceptable for General Industry zoning, to the satisfaction of the City.

9. With respect to condition 9, the parking bays, driveways and points of ingress and egress are to be designed and constructed in accordance with the Australian Standard for Off-street Car Parking (AS 2890) and are to be completed prior to the development being occupied and thereafter maintained to the satisfaction of the City.
 10. In relation to condition 18, the proponent shall notify the City in writing at customer@cockburn.wa.gov.au
- (2) NOTIFIES the proponent and those who made a submission of Council's determination.

CARRIED 10/0

Background

The City is in receipt of a development application (DA) for a change of use at the above property. The application proposes a change of use from an existing 'Warehouse' to an 'Industry – General (Licensed)'.

Specifically, the proposal is for a *Containers Deposit Scheme* involving the storage, sorting and depot for clean-sourced recyclables such as aluminium cans, paper, plastic bottles, and soft plastics.

This application requires Council's determination as the application proposes a lesser distance from residential properties than is recommend in the Environmental Protection Authority's *Guidance or the Assessment of Environmental Factors – Separation Distances between Industrial and Sensitive Land Uses*. As per the City's delegation for Development Control (086/003), City officers do not have delegation to approve such an application.

Submissions

This application was advertised to impacted residents (see Community Consultation section below).

This application was advertised to all residential properties that fall within the recommended 200m buffer under the EPA Guidelines, being 39, 41 and 43 Peppworth Place, Jandakot.

Additionally, all other properties to the South of Peppworth Place were notified.

The application was advertised from the 30 November to the 22 December, a total of 22 days.



Two submissions were received, as detailed below:

Submission	Officer's Response
<p>1. Has council obtain the Environment Impact Statement for the change of use, and will all issues raised in the EIS be addressed.</p> <p>2. How would the Jandakot mount (sic) ground water be protected. Has the water department approved this use of the site for this purpose. How would the wash down area be managed?</p> <p>3. Will the site be protected by high level fence to prevent rubbish flying around from strong westerly winds.</p> <p>4. What remedial action be taken to keep the smell and noise level down.</p>	<p>1. No EIS has been received. The City is of the view that no EIS is required. The land is already cleared/developed and does not abut any land of ecological importance. The site is within the industry zone under the Structure Plan. These kinds of activities adhere to the objectives of the zone and are to be expected in this area.</p> <p>2. DWER have provided their support for the proposal; including recommendation for the fuel storage area. The Jandakot Ground Water Mound only covers a small area of the northern part of the lot and is a designated a P3 area (the lowest priority). The land use is permissible in this area subject to conditions (as per WQPN25). No washdown areas are proposed.</p> <p>3. All activities related to sorting are recycling will be undertaken indoors.</p> <p>4. All materials bought to site will be pre-cleaned and sorted. Only recyclable and non-putrescible materials with be processed here. An odour condition has been recommended.</p> <p>The occupiers will be bound by the Environmental Protection (Noise) Regulations 1997. The City is able to take compliance action should breaches occur. This will be conditioned.</p> <p>Activities will occur indoors which will mitigate much of the odour and noise concerns.</p>



<p>5. What monitoring parameters will be put in place and who will be monitoring it.</p> <p>6. Operating hours should be from 7am to 5pm and definitely no Sunday work on site.</p>	<p>5. The City does not have equipment that can monitor odours. However, the Environmental Health team are able to assist from a compliance perspective should an odour be detected by neighbouring properties.</p> <p>Should a noise nuisance be reported, the Environmental Health team can assist with compliance.</p> <p>6. The City sees no reason to limit the operation times here. The locality features a number of operations that operate with unrestricted hours. The amenity impacts can be mitigated through other conditions.</p>
<p>1. It will increase the noise level in and around the area (like the Pallat place on Cuttler Rd with their nail guns constantly going off) from forklifts and sorting machinery that will need to be installed</p> <p>2. It will increase the traffic levels in the area - mainly trucks</p> <p>3. There is already a Recycle / Rubbish / sorting area along Cuttler Rd (who knows what goes into our already contaminated water supply from there)</p> <p>4. It could also have a negative impact for any future values of my land sales</p>	<p>1. The operation will need to comply with the Environmental Protection (Noise) Regulations 1997. The City can assist with compliance should there be complaints of breaches. Palletwest operates at 78 Cutler Road.</p> <p>2. A Traffic Impact Assessment has been provided and accepted as sufficient as part of the application. The calculated vehicle movement figure is deemed to be low impact.</p> <p>3. Noted. The existence of similar land uses within the area is not a valid planning concern.</p> <p>4. Land values of nearby properties is not a valid planning concern, as the fluctuations of market cannot reasonably be controlled by a planning framework.</p>



Planning Framework

Metropolitan Region Scheme (MRS), Town Planning Scheme No. 3 (TPS3) and Cockburn Central East Structure Plan

The site is zoned Industrial under the MRS.

The subject site is unique in that it is divided into two separate zones as per TPS3. The northern third of the lot falls within the *Industry* zone. The objectives of the Industry Zone are as follows:

Industry Zone: To provide for manufacturing industry, the storage and distribution of goods and associated uses, which by the nature of their operations should be separated from residential areas.

The southern two-thirds of the lot fall within the *Development* zone. The *Development* zone (DA20) is covered by the Cockburn Central East Structure Plan attributes the southern two-thirds of the lot as *Mixed Business*.

The objectives of the Mixed Business zone are as follows:

Mixed Business Zone: To provide for a wide range of light and service industrial, wholesaling, showrooms, trade and professional services, which, by reason of their scale, character, operation or land requirements, are not generally appropriate to, or cannot conveniently or economically be accommodated within the Centre or industry zones.

Environmental Protection Regulations 1987

The operations within the northern building (namely the sorting and segregating of clean-sourced recyclables) is a prescribed premises as per the *Environmental Protection Regulations 1987* and as such is an Industry – General (Licensed) as per TPS3.

The Department of Water and Environmental Regulation (DWER) confirmed the land use and indicated that it would support a future application of a license here.

Jandakot Underground Water Pollution Control Area (UWPCA)

The UWPCA runs along the northern part of the lot. The control area is a small area in comparison to the size of the lot and DWER have indicated their support for the use. DWER's mapping program shows that this falls within Priority Area 3 (P3), which is the lowest priority for drinking water control areas.

The *Water Quality Protection Note 25* which prescribes land use compatibilities in public drinking water area designates the proposed land uses as permissible subject to conditions.



The approval will be appropriately conditioned to ensure the protection of the Public Drinking Water area.

Report

Council Delegation and EPA Separation Guidelines

The City's planning officers do not have delegation to approve applications for land uses that do not comply with the EPA's recommended separation distances to residential properties.

There are three properties within 200m of the site, thus triggering Council's determination.

Community Benefit and the Need for Waste Management Facilities

The upcoming national ban on the export of recyclable materials has resulted in the need for operations such as this proposal, as they provide an important role in the State's recycling regime.

There are limited locations within the Southern Metropolitan area where recyclables can be processed on this scale and a premises such as this will greatly assist the smaller exchange operators (like Scouts etc.) to process their collections.

On a state-wide level, there are very few premises where waste plastics can be processed.

As such, this premises is much needed from a waste-management perspective and has the potential to be an operation of *state significance*.

Assessment

Proposed Land Use and Operations

The premises will be used as a *Container Deposit Scheme* to process source-segregated clean, soft plastic film.

This land use is not afforded its' own use class, and was therefore designated 'Industry – General (Licensed)' after consideration of the multiple documents as described earlier in this report.

It is acknowledged, however, that the planning framework has not yet 'caught up' with this unique land use.

This is discussed further below.

The material will be brought to the premises by the operator's truck fleet from other Container Deposit locations that has already been segregated.



Only clean recyclables will be brought to site, and no materials capable of decay or putrefaction. Tasks that will take place on-site include the following:

- Receiving recyclable materials
- Compaction and baling of clean materials
- Parking and maintenance of the truck fleet
- Office administration.

All compaction activities will be taking place within the warehouse, meaning that there will be no outdoor activity apart from the parking and movement of the trucks.

A maximum of 60 employees and 30 trucks are being proposed.

Strategic Implications

The structure plan zoning is a designation given *due regard*. The mixed business zoning does not rely on the scheme's land use provisions until such time as the land and zoning has been formalised/normalised into the scheme and associated scheme mapping. Essentially, the stage where the structure plan is removed and a scheme zone put in place.

Once the structure plan is normalized into the scheme, the land use may need to be considered as an *additional use* to be accommodated.

If that does not occur, the site will operate with non-conforming land use rights if and when the structure plan is normalized. There are currently no indicative time frames on when this normalization may occur.

Another possible outcome is that these types of land uses will eventually be recognised with their own use class definition, subject to scheme review.

DWER have recognised through their referral that most activities being undertaken can be considered light industrial uses (minimal impact).

However, the palletisation and segregation of waste triggers the requirement for a license and the license will be granted for the entire site.

Given the vast majority of activities that will occur are permitted or capable of being approved within the Mixed Business zone, an approval has been recommended.

Traffic and Parking

The TIA estimated a traffic generated rate of 174 vehicle movements daily including a peak AM rate of 27 movements and a peak PM rate of 23 movements.

The WAPC *Traffic Impact Assessment Guidelines* consider peak hour rates of 10-100 movements to be low impact and are acceptable without further capacity analysis.



The site is also less than 1km away from the Cockburn Central Train Station.

Two-way traffic has been proposed around the site; however, the western boundary is too narrow to allow for two-way movement.

The TIA has identified the possibility of vehicle passing points at the front of the site.

A traffic management procedure condition has accordingly been recommended to detail these arrangements.

Parking is compliant as per TPS3 requirements.

Operating Hours

The applicant has indicated standard operating hours - these are:

- Monday to Friday – 5am to 7pm
- Saturday and Sunday – 7am – 3pm

However, the proponent has indicated that extended operating hours may be required to process the influx of recyclable materials during peak periods (such as after Christmas/New Years and other public holidays).

It is difficult to determine when exactly these peak periods may occur as they depend on the processing capabilities of other operators.

As such, it has been conditioned that extended hours may apply to a maximum of 60 days per calendar year.

These operating hours are considered appropriate for sites within the Industry zone. Moreover, several businesses currently operate within the locality with unrestricted hours.

As such, the City views these operating hours as appropriate.

Separation Distances to Residential Properties

A waste depot, as defined in the Guidance for the Assessment of Environmental Factors, requires a 200m buffer between a Waste Depot and sensitive land uses.

In this case, residential properties along Peppworth Place, Jandakot fall within the 200m buffer. For this reason, the application is being determine by Council.

The affected properties (3 in total) are large rural lots ranging in size from 2.002Ha to 2.016Ha.

All three have a building envelope located on the opposite side of the lots, meaning that the separation distance between the subject site and potential residential development is actually further than 200m.



The closest building envelope (at #34 Peppworth Place) is roughly 316m away from the subject site which is well above the recommended buffer distance.

Moreover, the three affected properties are burdened by a high voltage power easement that runs along the southern rear of each lot, meaning that these rear areas are incapable of significant development.

The buffer distance does not extend further into the property than this easement.

The impacted properties were referred the application for comment, as well as the remaining properties located on the southern side of Peppworth Place.

External Referrals

As this application proposes a *Prescribed Premises* as per the Environmental Protection Regulations 1987 (or Industry- General (Licenced) under TPS3), the application was referred to the Department of Water and Environmental Regulation (DWER). DWER's response is provided (refer Attachment 5), and all conditions applied. DWER were supportive of the proposal.

Strategic Plans/Policy Implications

Local Economy

A sustainable and diverse local economy that attracts increased investment and provides local employment.

- Increased Investment, economic growth and local employment.
- A City that is 'easy to do business with'.

Environmental Responsibility

A leader in environmental management that enhances and sustainably manages our local natural areas and resources.

- Sustainable resource management including waste, water and energy.
- Address Climate Change.

Budget/Financial Implications

N/A

Legal Implications

N/A

Risk Management Implications

The applicant has the right to review Council's decision through the State Administrative Tribunal.

Should the applicant exercise this right, there may be financial implications, particularly where legal counsel is required.



Advice to Proponent(s)/Submitters

The Proponent and those who lodged a submission on the proposal have been advised that this matter is to be considered at the 9 February 2023 Ordinary Council Meeting.

Implications of Section 3.18(3) *Local Government Act 1995*

Nil





Job Ref: 9465
4 October 2022

Chief Executive Officer
City of Cockburn
9 Coleville Crescent
SPEARWOOD WA 6163

Attention: Andre Pinto – Senior Statutory Planning Officer

Dear Sir

**DEVELOPMENT APPLICATION – CHANGE OF USE
LOT 70 (NO.39) CUTLER ROAD, JANDAKOT**

Rowe Group acts on behalf of REMONDIS Australia Pty Ltd (**our Client**). On behalf of our client, we have prepared a Development Application for a Change of Use to 'Industry – General (Licensed)' at Lot 70 (No.39) Cutler Road, Jandakot (**subject site**).

To progress the Application, please find enclosed the following:

- A signed copy of the relevant City of Cockburn Development Application form and Metropolitan Region Scheme Form 1;
- A copy of the current Certificate of Title; and
- A copy of the Development Plans.

We also provide the following description of the proposed development and assessment against the relevant planning framework.

DESCRIPTION OF SITE

The subject site is located in the suburb of Jandakot, approximately 18km south of the Perth Central area, and 800m from the Cockburn Train Station.

The site is bound by Cutler Road to the northeast, industrial development to the northwest, a roundabout intersecting Prinsep Road and Verde Drive to the southwest and vacant land to the southeast.

Refer **Figure 1 – Regional Context** and **Figure 2 – Local Context**.

Refer **Figure 3 – Site Plan**.

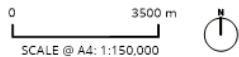
Level 3
369 Newcastle Street
Northbridge 6003
Western Australia

p: 08 9221 1991
f: 08 9221 1919
info@rowegroup.com.au
rowegroup.com.au






9405_RI_GBA_20220722 [and akot (Regional)] - N/TOWN PLANNING/6000-9999/6485/0961/MGA-CAD - (S) - 2022.07.22



Document Set ID: 11249543
Version: 1 Version Date: 06/10/2022

FIGURE 1
REGIONAL LOCATION






Document Set ID: 11249543
Version: 1 Version Date: 06/10/2022

FIGURE 2
LOCAL CONTEXT





LEGEND

- SUBJECT SITE
- CONTOURS
- EXISTING BOUNDARIES
- EXISTING LOT NUMBERS

Document Set ID: 11249543
Version: 1 Version Date: 06/10/2022

FIGURE 3
SITE PLAN





The subject site is 16,732m² in area and is currently occupied by Polyline Pipe Systems Ltd. It incorporates the following improvements:

- An existing 'warehouse' building with an area of 1374.5m², together with an associated office of 119.2m² and covered hardstand of 369.8m², in proximity to the Cutler Road frontage;
- An existing 'warehouse' building with an area of 2002.7m², an associated office of 49m² and two covered hardstand areas of 285.4m² and 378.8m²; and
- Additional hardstand space to the south (rear) of site.

The subject site exists as one (1) land parcel and is legally described as follows:

- Lot 70 on Deposited Plan 415497 on Certificate of Title Volume 2964 Folio 451.

Refer **Attachment One - Certificate of Title**.

DESCRIPTION OF PROPOSAL

The Client seeks Development Approval to consolidate source-segregated clean Container Deposit Scheme (CDS) recyclable products and to process source-segregated clean soft plastic film at the subject site, involving the receipt of clean aluminium cans, plastic bottles and liquid paper board collected from CDS refund points and clean soft plastic film from within the Perth metropolitan area. The material will be brought to the Site by REMONDIS' own fleet of trucks from various CDS locations, ensuring it is source-segregated which means that no material is sorted on site.

All materials arriving to the Site are clean recyclables only (i.e. putrescible waste is not accepted at the site), which is regulated through the requirements of the Department of Water and Environmental Regulation (**DWER**) and the Department of Planning, Lands and Heritage (**DPLH**) with regard to the CDS Infrastructure.

The operations which will be carried out on the site as part of this application include:

- Receiving of clean source-segregated CDS recyclables, consisting of plastic, aluminium and liquid paper board only;
- Receiving and processing of source segregated clean soft plastic film within the northern building;
- Compaction and baling of clean source segregated CDS recyclables for onward transportation within the southern building;
- Parking and general maintenance of REMONDIS trucks and bins; and
- An office administration component.

The materials will be stored, compacted and baled within the existing warehouse buildings on-site, meaning there will be no "open air" operations, aside from the parking of trucks. It is anticipated there will be a maximum of sixty (60) employees at the subject site at any one time, as well as thirty (30) trucks being parked on site.

By internalising the recyclable operations of the site, all activities are contained which will minimise any potential adverse impacts such as noise or litter.



Further to the above, there will be no changes to the external façade of the buildings (with the exception of signage) as part of this Development Application. The only external works include the implementation of a hardstand area for parking and bin storage at the rear of the subject site.

Refer **Attachment Two – Development Plans**.

TOWN PLANNING CONSIDERATIONS

Metropolitan Region Scheme

The subject site is zoned 'Industrial' under the provisions of the *Metropolitan Region Scheme (MRS)*. The proposed use is therefore consistent with this zoning.

City of Cockburn Local Planning Scheme No.3

Under the provisions of the *City of Cockburn Local Planning Scheme No. 3 (LPS3)*, the northern portion of the Site is zoned 'Industry' and the remainder of the Site is zoned 'Development'. The objectives for these two zones are as follows:

- **Industry** - *"To provide for manufacturing industry, the storage and distribution of goods and associated uses, which by the nature of their operations should be separated from residential areas."*
- **Development** - *"To provide for future residential, industrial or commercial development to be guided by a comprehensive Structure Plan prepared under the Scheme."*

A Structure Plan has been prepared in accordance with the 'Development' zone, known as the *Cockburn Central East Structure Plan (Structure Plan)*, with the subject site being identified as 'Mixed Business – Excluding Residential' zone.

Refer **Figure 4 – MRS Zoning** and **Figure 5 – City of Cockburn Local Planning Scheme No. 3 Zoning**.

Cockburn Central East Structure Plan

This structure plan was approved by the WA Planning Commission on 5th December 2018. It supersedes the former Solomon Road Structure Plan and relates to an area of approximately 108.28ha bounded by Dollier Road, Armadale Road, the Kwinana Freeway, Princep Road and lots fronting the south-western alignment of Biscayne Road. It also includes the southern portion of lots with dual frontage to Cutler Road and Verde Drive/Princep Road, including the subject lot.

The objectives of the Structure Plan are as follows:

- *Provide dissection for future land use planning and the local road network needs as a result of the realignment and connection of Armadale Road and North Lake Road Bridge, and its associated freeway interchange;*
- *Provide for the long-term Cockburn Train Station commuter car parking requirements for the Public Transport Authority;*



- *Promote accessibility to the Cockburn Train Station for the Structure Plan area and the growing corridor to the east of Cockburn Central;*
- *Promote the transition of key areas within the structure plan area into a mixed-use transit oriented development;*
- *Retain and foster employment use over residential use; and*
- *Identify staging requirements for short, medium and long term strategic planning land use needs within the immediate vicinity of the Cockburn Train Station, within the core area of the Cockburn Central Activity Centre.*

The structure plan map identifies a range of zones which primarily consist of the following:


- 'Light and Service Industry' in the north-eastern and central areas;
- 'Mixed Business – Excluding Residential' on lots in proximity to Verde Drive, Princep Road and in the south-eastern portion adjacent to Armadale Road.

Clause 4.1 of the Structure Plan states that land use permissibility within the Structure Plan area shall be in accordance with the Structure Plan map, with land use permissibility for each land use designation to be as per the equivalent named zone and reserve within TPS3 except for residential uses, which are not preferred within the Mixed Business designation aside from Lot 500 Armadale Road.






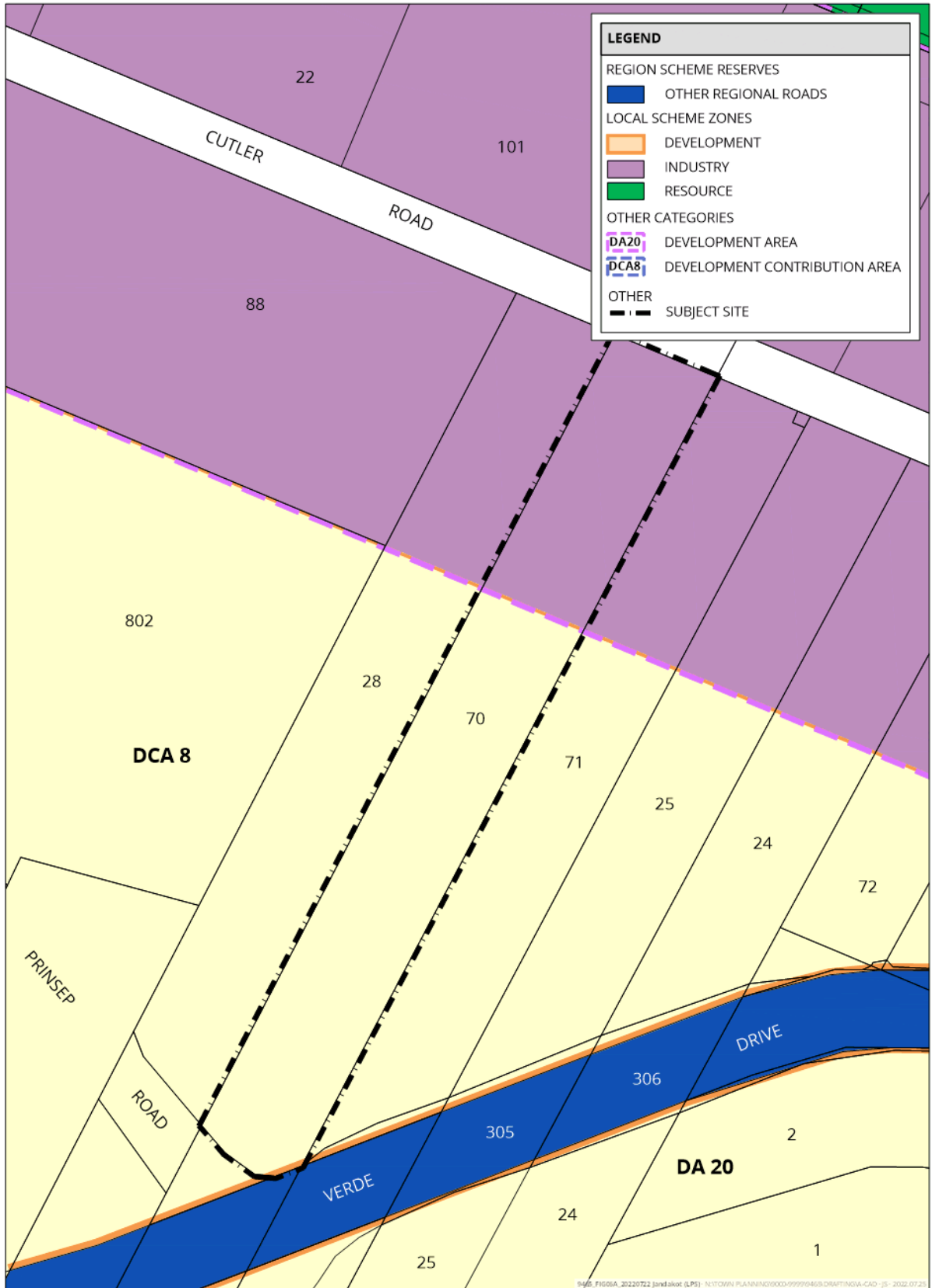
S:\65_FIG05A_20220722\jon.dakot (MR5) - N:\TOWN PLANNING\6000-9999\6468.DRAFT\INGA-CAD - JS - 2022.07.25



Document Set ID: 11249543
Version: 1 Version Date: 06/10/2022

FIGURE 4
METROPOLITAN REGION SCHEME ZONING





Document Set ID: 11249543
Version: 1 Version Date: 06/10/2022

FIGURE 5
CITY OF COCKBURN TOWN PLANNING SCHEME NO. 3 ZONING





Land Use Permissibility

Existing Land Use

The present tenant at the site utilises the premises to produce High Density Polyethylene (HDPE) pipes for transporting liquid and gas materials. This occurs across the entire site, within both the 'Industry' and 'Development' zoned portions of the site as identified within the LPS3 Scheme Map.

As noted in Clause 4.1 of the Structure Plan, land use permissibility within the Structure Plan area shall be in accordance with the Structure Plan map, with land use permissibility for each land use designation to be as per the equivalent named zone and reserve within TPS3.

The Structure Plan relates to the southern portion of the site which includes the southern building and designates the zoning of the land as 'Mixed Business – Excluding Residential'. Within LPS3, the objective of this zone is as follows:

Mixed Business - *"To provide for a wide range of light and service industrial, wholesaling, showrooms, trade and professional services, which, by reason of their scale, character, operation or land requirements, are not generally appropriate to, or cannot conveniently or economically be accommodated within the Centre or industry zones."*

Within LPS3, the uses of Industry – General and Industry – General (Licensed) are defined as follows:

Industry – General: *means an industry other than a cottage, extractive, general (licensed), light, mining, noxious, rural or service industry, or motor vehicle repair or motor vehicle wrecking.*

Industry – General (Licensed): *means an industry which is a category of prescribed premises set out in Schedule 1 of the Environmental Protection Regulations, notwithstanding the production or design capacity for each category of prescribed premises specified in the Schedule, but where a prescribed premises is also included in Schedule 2 of the Health Act, the Health Act prevails, for the purpose of the Scheme.*

Industry – Light: *means an industry –*

- a) *in which the processes carried on, the machinery used, and the goods and commodities carried to and from the premises do not cause any injury to or adversely affect the amenity of the locality;*
- b) *the establishment or conduct of which does not, or will not, impose an undue load on any existing or proposed service for the supply or provision of essential services.*

The nature of the proposed activities to be undertaken within the site would be capable of conforming with the Industry – Light use class definition, however as the CDS processing component of the activity involves the shredding or fragmenting of plastic and also the baling or cubing or recyclable material, it is subject to a Department of Water and Environmental Regulation (**DWER**) Licence. Consequently, the proposed activity would



be classified as an 'Industry - General (Licensed)' under LPS3. Within the 'Development' zoned portion of the site subject to the Structure Plan and associated Mixed Business zone, the use is classified as 'X' (Not Permitted).

Notwithstanding the above, we note that the application of the above occurs through a land use designation through the Structure Plan, which is identified as a 'due regard' document under the *Planning & Development (Local Planning Schemes) Regulations 2015*. On this basis, the zoning and use class permissibility does not have the same status as if it were imposed through the City's LPS3 and it is therefore open to the City to exercise discretion in this regard.

In our view, the proposed activity would not result in any adverse impacts to the site and surrounding locality for the following reasons:

- a) The materials received are cleaned recyclables which do not generate any odours or other undesirable impacts;
- b) The activities are to be contained within existing buildings on site, thereby ensuring that potential impacts such as noise and litter are minimised;
- c) The scale and volume of vehicle movements is consistent with activities occurring within the broader locality and capable of being accommodated within the existing road network; and
- d) The nature of the proposed activities is generally consistent with the historical and current use of the site for industrial/manufacturing purposes.

With respect to the above, we note that the objectives of the 'Mixed Business' zone specifically identify that the zone is intended to accommodate a range of uses including Industry - Light. In relation to the subject proposal the nature of proposed vehicle movements, the undertaking of processing entirely within existing buildings and other operational characteristics would ensure the amenity of the locality is not adversely affected. On this basis the activity would be consistent with the use class of 'Industry - Light', with only the DWER licensing component facilitating the classification as Industry - General (Licensed).

Given that the matters associated with the licensing of the activity are to be effectively managed, this aspect should not influence the permissibility of the use. Given that the zoning and use class permissibility is imposed through a Structure Plan and therefore capable of discretion, we consider it is open to the City to approve the proposal.

Development Standards

It is noted, this Application does not propose any physical works component to the external layout of the existing development at the site. The two minor external changes include the provision of parking bays, and addition of a bin storage area both at the rear of the site.

An assessment of the proposed development against relevant standards in LPS3 and local planning policies is detailed below.





Parking

The subject site proposes a total of 126 car parking bays including one (1) disabled access bay. The following table summarises the parking requirements for the proposed development as stipulated under Table 4 of LPS3.

LAND USE	REQUIRMENT	AREA	PARKING REQUIRED
Northern Structure close to Cutler Road (Industrial – General (Licensed))	1 : 50m ² gla	1565.6m ²	31.3
Southern Structure in the middle of the site (Industrial – General (Licensed))	1 : 50m ² gla	2051.7m ²	41
TOTAL	-	3617.3m ²	72.35 (Round up to 73)

As illustrated above, the proposal satisfies the required car parking provision with a surplus of 54 bays.

Signage

This Development Application proposes to add two (2) wall signs, which display the 'REDMONDIS' logo on both buildings. The City's controls relating to signage are detailed in LPP3.7 – *Signs and Advertising*. Within the Policy, a wall sign is defined as:

“A sign which is affixed to the external part of a wall of the building but does not project above the lowest point of the eaves or ceiling of the building.”


The proposal incorporates two wall signs as follows:

- A 2m x 10m wall sign on the eastern side of the building facing Cutler Road; and
- A 2.4m x 12m wall sign on the south side of the rear building, facing the intersection of Prinsep Road and Verde Drive

In accordance with the Policy, development approval is not required where signage meets all of the relevant criteria. With respect to wall signage, this specifies a maximum size of 6m² and not exceeding 10% in area on any one wall. Given that the proposed signage exceeds the maximum size as specified in the Policy, development approval is required.

The proposed signage is considered to be appropriate for the building and its setting as it is in proportion with the scale of the building and will clearly identify the location of the premises for visitors and the broader community.

Refer **Attachment Three – Signage Plans**.





Bushfire Prone

The Site is identified as being “bushfire prone” under the Department of Fire and Emergency Services Map of Bushfire Prone Areas 2022. In accordance with the Western Australian Planning Commission’s *State Planning Policy 3.7 – Planning in Bushfire Prone Areas* and associated Guidelines, a Bushfire Attack Level (**BAL**) Assessment and BAL Contour Map have been prepared by Linfire Consulting Pty Ltd.

A copy of the BAL Assessment and Contour Map is included at Attachment 4. The findings of the reporting is summarised below:

- The northern building is subject to a BAL rating of BAL-29, whilst the southern building is BAL-19;
- The buildings are subject to a 10m wide asset protection zone (APZ) around the building perimeter, in addition to the non-vegetated zone along the eastern interface to the lot boundary.

The above findings are consistent with the requirements of SPP 3.7 and the associated Guidelines.

Refer **Attachment Four – Bushfire Attack Level Assessment and Contour Map.**

Traffic

Shawmac has been engaged to prepare a Transport Impact Statement, with the report included at Attachment 5. An extract from the Statement relating to the summary of findings is reproduced below:

- a) *The proposed development is predicted to generate approximately 174 daily vehicle trips, including 27 during the AM peak hour and 23 vehicle trips during the PM peak hour. This volume of traffic is low and can be accommodated within the existing capacity of the road network with no modifications required.*
- b) *It is noted that the driveway along the western boundary is too narrow for two way movements and so a clear traffic management procedure will need to be implemented to allow for two-way movements.*
- c) *Vehicle passing points could be established at the front of the site, in between the buildings and behind the rear building. Additional signage and pavement markings may be required to establish clear priority.*
- d) *The minimum sight distance requirement of AS2890.1 is achieved in both directions at both existing crossovers.*
- e) *All proposed new car parking bays are 2.6m wide and 5.5m long and the aisles are over 11m wide which exceeds the minimum dimensions of AS2890.1 for both User Class 1 and 2 bays.*
- f) *The proposed parking provision exceeds the minimum requirements calculated according to the City’s Local Planning Scheme and is therefore considered to be adequate.*
- g) *A vehicle swept path analysis demonstrates that the existing site will accommodate the movement of these expected heavy vehicles in a satisfactory manner. It is noted that the following movement restrictions will need to apply:*
- h) *19m semi-trailers can only enter the site by turning right into the western crossover. Semitrailers can then exit from either crossover by turning right only.*
- i) *12.5m HRVs can enter either crossover from any direction but can only turn right out of the site from either crossover.*
- j) *The crash history along the adjacent section of Cutler Road is low and does not appear to indicate any major safety issue. The proposed development itself will only generate a low level of additional traffic and there is no indication that the development would increase the risk of crashes unacceptably.*
- k) *There are no paths along Cutler Road. Based on the proposed land use, the demand for pedestrian and cycle access will be minimal and so the provision of new paths is not considered warranted by the development.*





- l) *The demand for public transport is likely to be minimal based on the proposed uses and so the provision of new services is not considered warranted by the development.*

With respect to item b), it is the proponent's preference to maintain two-way access on the western driveway and request that the provision of a traffic management procedure for two-way movements be imposed as a condition of development approval.

Refer **Attachment Five - Transport Impact Assessment.**

Environmental

Our Client has engaged an environmental consultant (Ian Watkins) to prepare the application for a license from the Department of Water & Environmental Regulation (DWER), which is anticipated to run in parallel with the Development Application process. Further information on this aspect can be provided at the City's request.


SUMMARY

The proposed activity is consistent with the relevant provisions of City of Cockburn Local Planning Scheme No. 3, as well as City and State Local Planning Policies. As the activities associated with the operation will largely be contained within the existing buildings, the proposal will have no adverse effects on the locality through its design or location. On this basis, we look forward to the City's favourable determination of the Application.

Should you require any further information or clarification in relation to this matter, please contact Jeremy Hofland on 0419 311 131.

Yours faithfully,

Jeremy Hofland
Rowe Group





Attachment One

Certificate of Title

Document Set ID: 11249543
Version: 1, Version Date: 06/10/2022

Page 15
9465_22Sept01L_jh



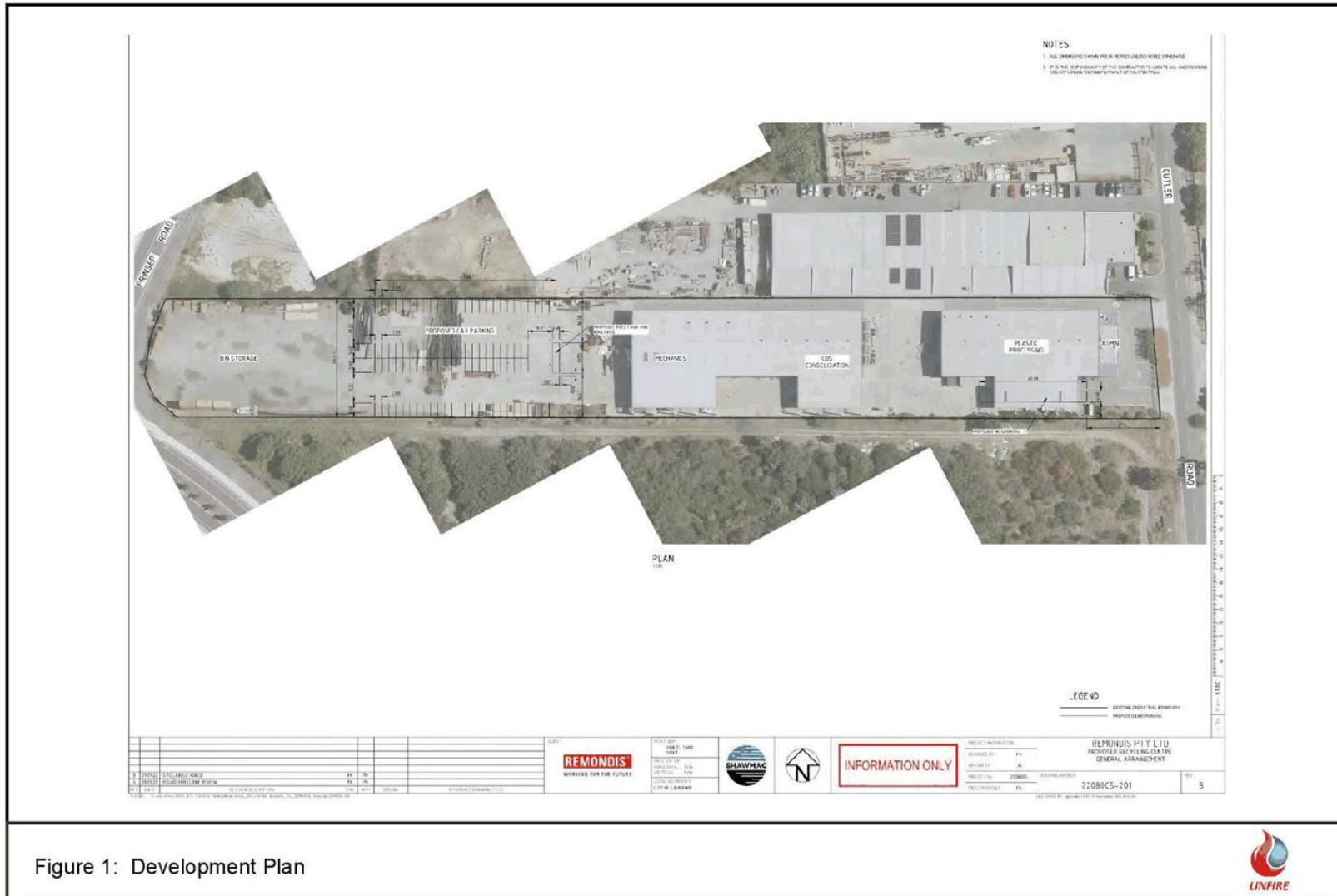


Figure 1: Development Plan

20220715226ROWE_Fig 1 Oct-2022

Document Set ID: 11249543
 Version: 1 Version Date: 06/10/2022





Legend

- Building Outline
- Project Area
- Assessment Area
 - 100m
 - 150m
 - Cadastre

Scale 1: 2,500

0 40 80 120 Metres

Linfire Consultancy
 A-42 Box 4311 Woodville WA 6101
 M-91 08 33 261 411
 E- info@linfire.com.au

Remondis Pty Ltd

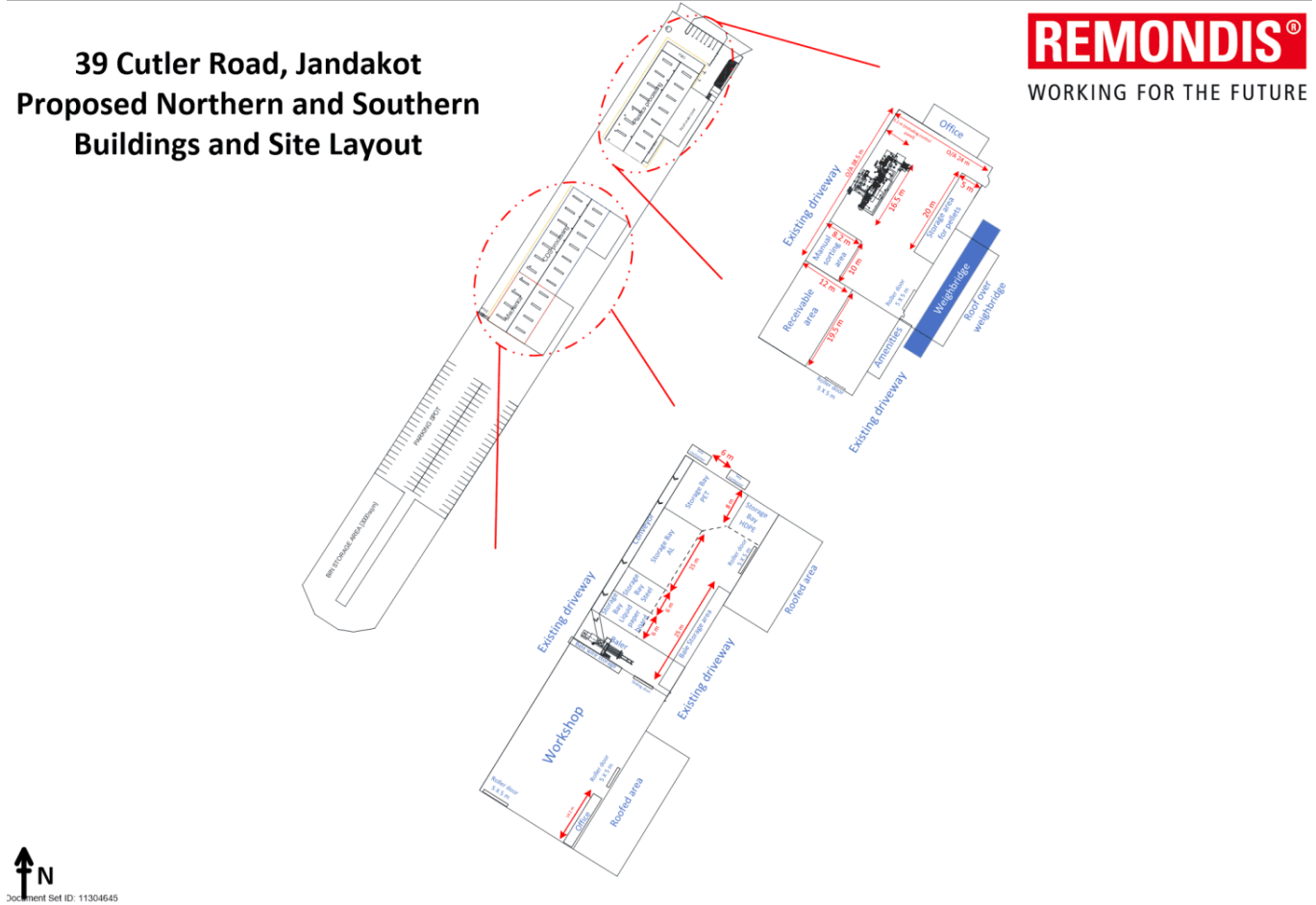
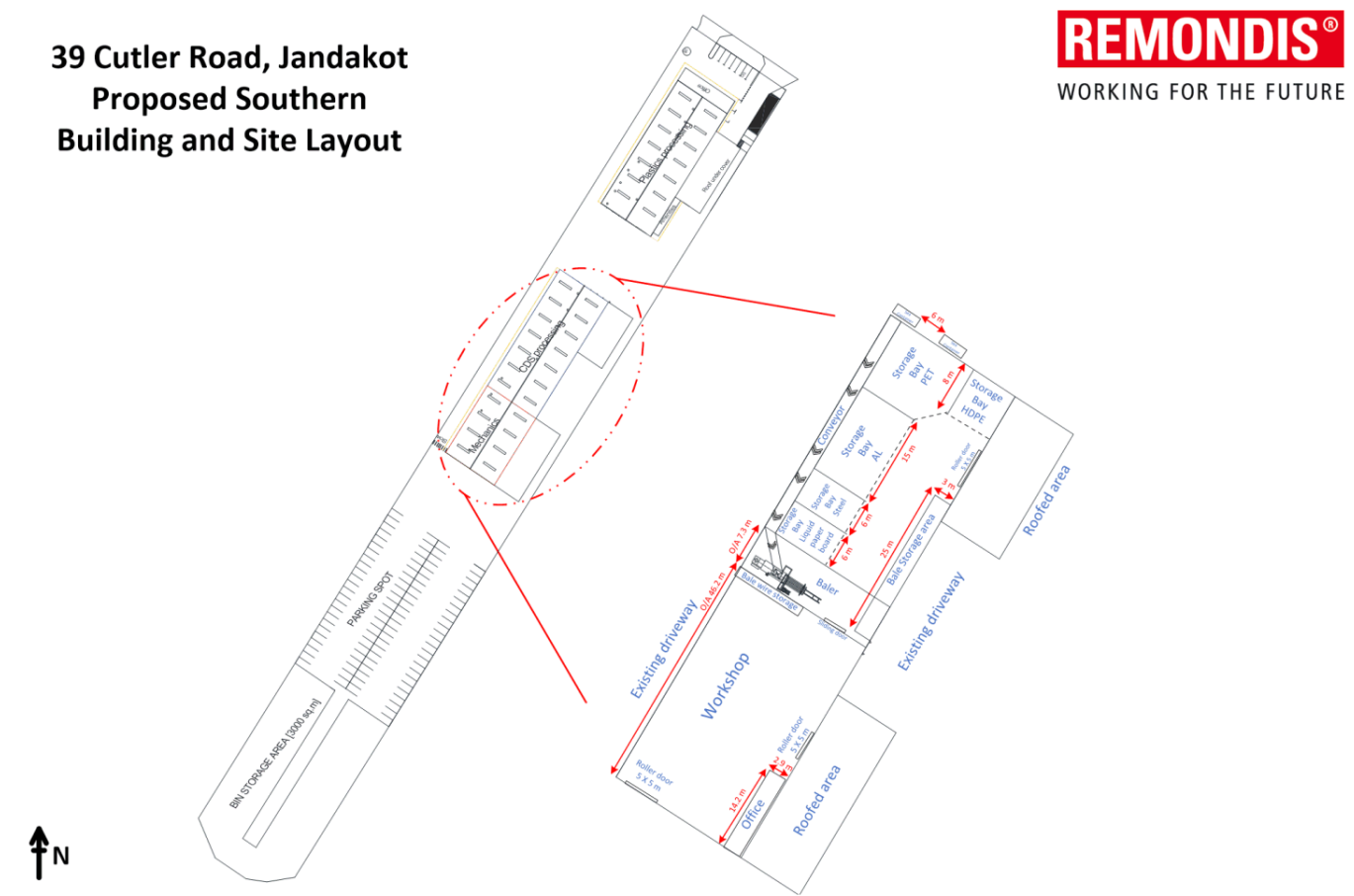
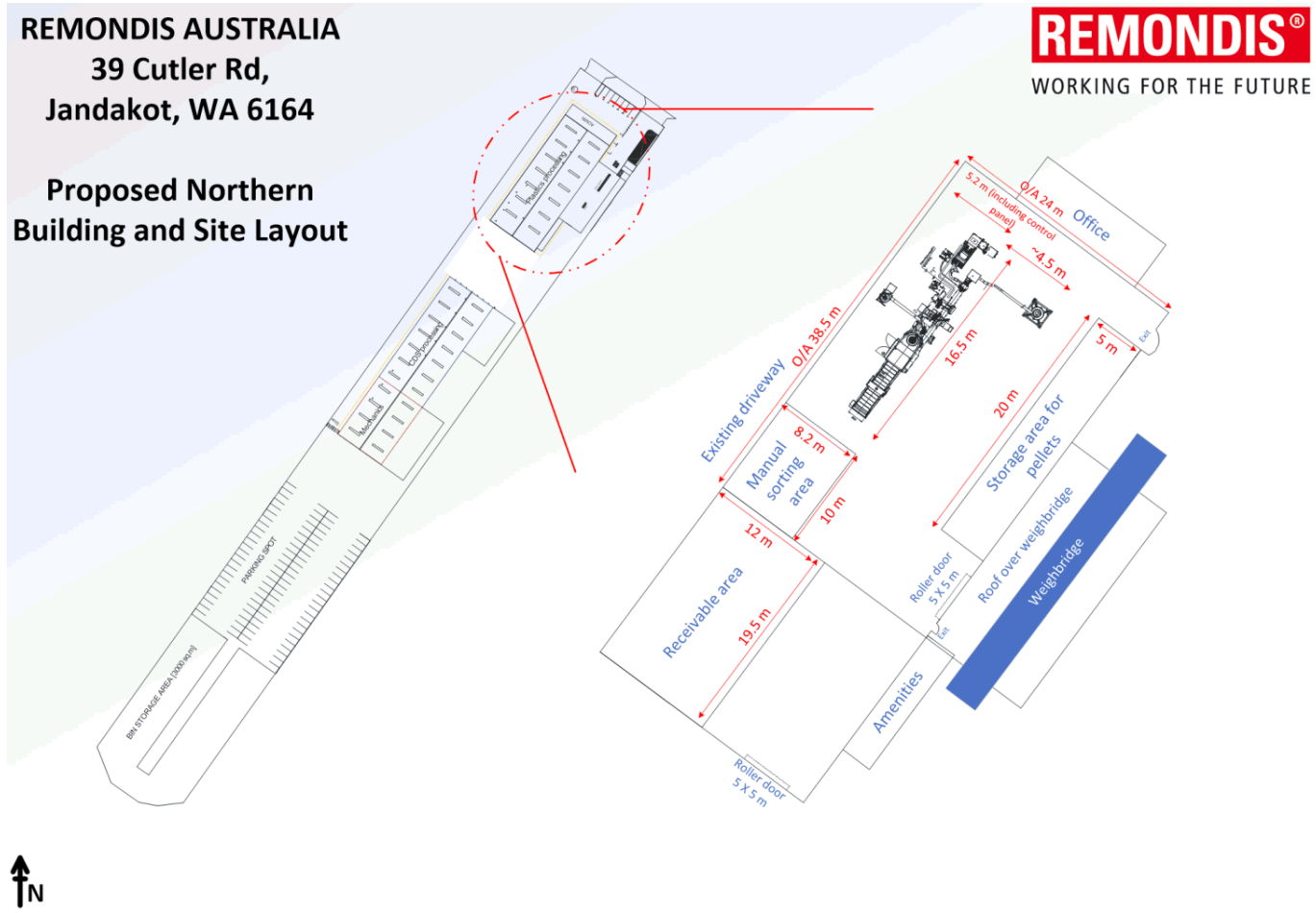
Lot 70 Cutler Road

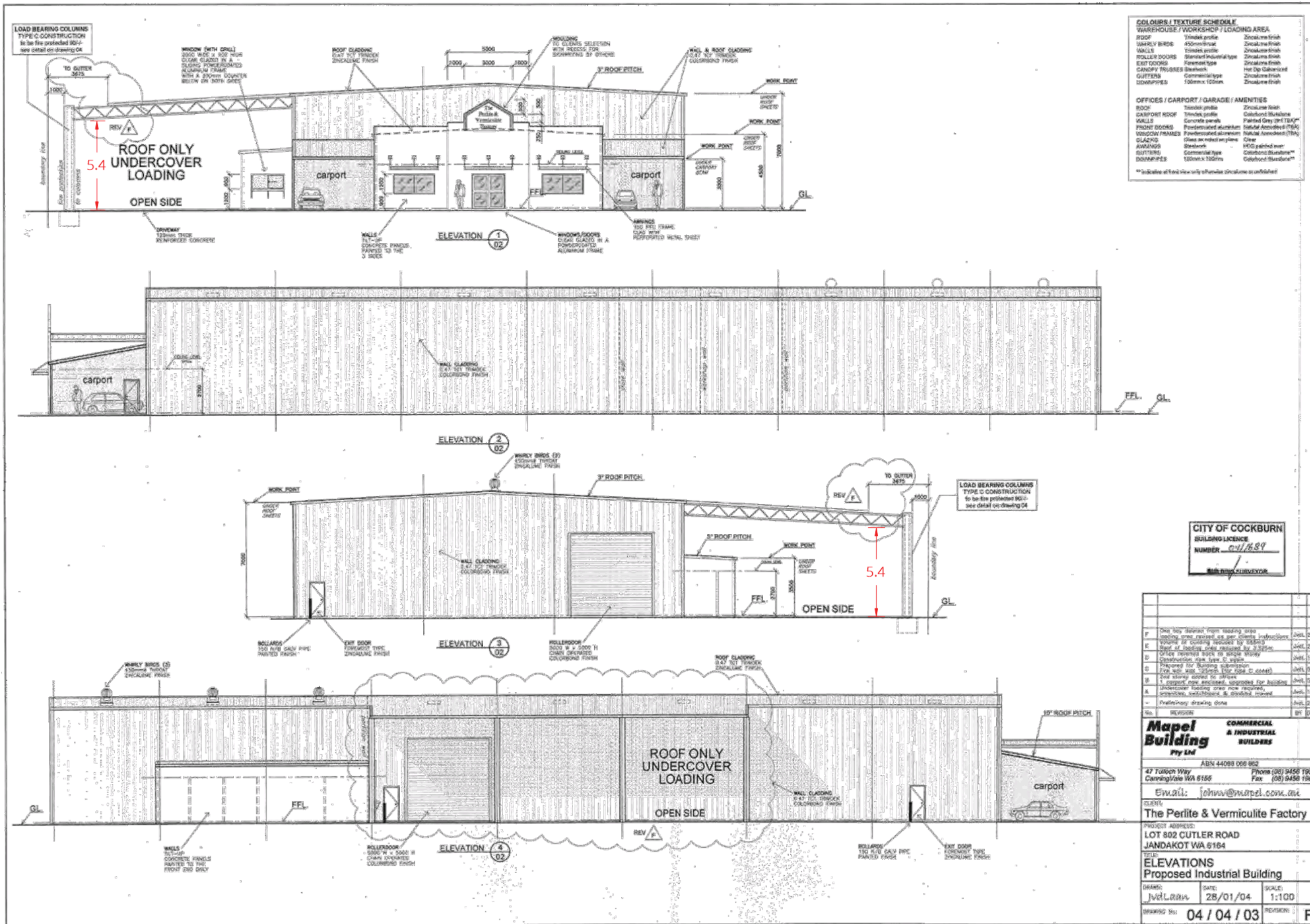
Figure 2: Site Overview

© 2022, GIS Pro makes no claims, no representations, and no warranties, express or implied, concerning the validity (express or implied), the reliability or the accuracy of the GIS data and GIS data products, including the implied validity of any uses of such data. Street Map Sources: Map data ©2021 Google, Hybrid Imagery: Images © Google Imagery, CNES, Airbus, Maxar Technologies, DSM Streetmap © OpenStreetMap contributors, Data Printed: 01-09-2022

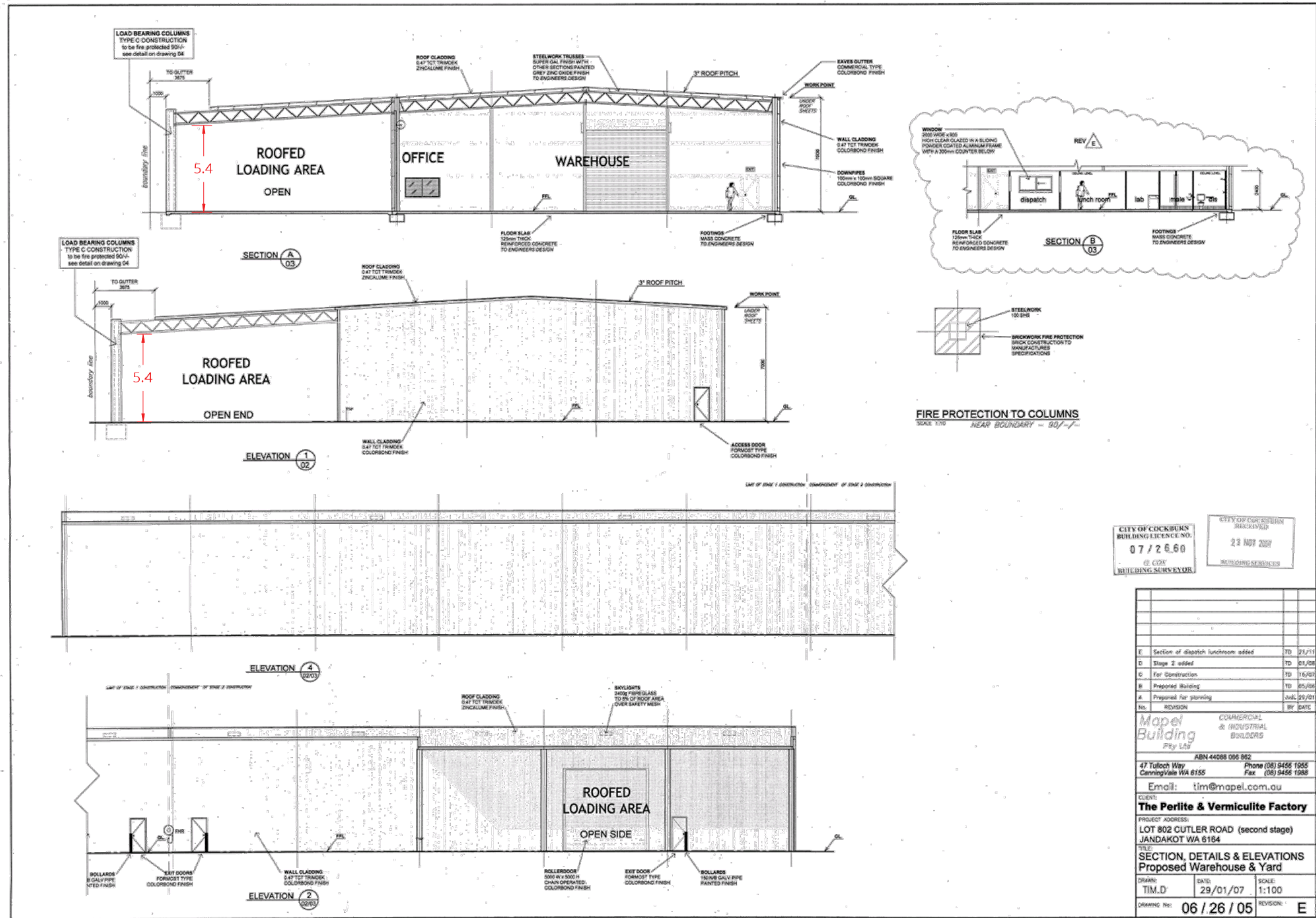
Document Set ID: 11249543
Version: 1, Version Date: 06/10/2022







Document Set ID: 11304645
Version: 1 Version Date: 30/11/2022



CITY OF COCKBURN
BUILDING REFERENCE NO:
07/2660
CITY OF COCKBURN
BUILDING SURVEYOR

CITY OF COCKBURN
RECEIVED
23 NOV 2007
BUILDING SERVICES

No.	REVISION	BY	DATE
E	Section of dispatch lunchroom added	TD	23/11
D	Stage 2 added	TD	01/08
C	For Construction	TD	16/07
B	Prepared Building	TD	05/06
A	Prepared for planning	Jmk	29/01

Mapel Building Pty Ltd COMMERCIAL & INDUSTRIAL BUILDERS
 ABN 44088 066 862
 47 Tulloch Way Canning Vale WA 6155 Phone (08) 9456 1955 Fax (08) 9456 1986
 Email: tim@mapel.com.au

CLIENT:
The Perlite & Vermiculite Factory

PROJECT ADDRESS:
 LOT 802 CUTLER ROAD (second stage)
 JANDAKOT WA 6164

TITLE:
SECTION, DETAILS & ELEVATIONS Proposed Warehouse & Yard

DRAWN: TIM.D DATE: 29/01/07 SCALE: 1:100
 DRAWING NO: 06/26/05 REVISION: E

Document Set ID: 11304645
 Version: 1 Version Date: 30/11/2022



Jandakot
building
panels
2.4M x 12M



Document Set ID: 11249543
Version: 1 Version Date: 06/10/2022





Jandakot
building
panels
2.4M x 12M




Australian Fastsigns Pty Ltd
Unit 32, 215 Flinders Street, Auburn
NSW 1534, Australia
Telephone: +61 2 9649 0032
www.fastsigns.com.au

Document Set ID: 11249543
Version: 1 Version Date: 06/10/2022





Jandakot
building
panels
2M x 10M



Document Set ID: 11249543
Version: 1 Version Date: 06/10/2022



Bushfire management plan/Statement addressing the Bushfire Protection Criteria coversheet

Site address:

Site visit: Yes No

Date of site visit (if applicable): Day Month Year

Report author or reviewer:

WA BPAD accreditation level (please circle):

Not accredited Level 1 BAL assessor Level 2 practitioner Level 3 practitioner

If accredited please provide the following.

BPAD accreditation number: Accreditation expiry: Month Year

Bushfire management plan version number:

Bushfire management plan date: Day Month Year

Client/business name:

	Yes	No
Has the BAL been calculated by a method other than method 1 as outlined in AS3959 (tick no if AS3959 method 1 has been used to calculate the BAL)?	<input type="checkbox"/>	<input checked="" type="checkbox"/>
Have any of the bushfire protection criteria elements been addressed through the use of a performance principle (tick no if only acceptable solutions have been used to address all of the bushfire protection criteria elements)?	<input type="checkbox"/>	<input checked="" type="checkbox"/>

Is the proposal any of the following (see SPP 3.7 for definitions)?	Yes	No
Unavoidable development (in BAL-40 or BAL-FZ)	<input type="checkbox"/>	<input checked="" type="checkbox"/>
Strategic planning proposal (including rezoning applications)	<input type="checkbox"/>	<input checked="" type="checkbox"/>
High risk land-use	<input type="checkbox"/>	<input checked="" type="checkbox"/>
Vulnerable land-use	<input type="checkbox"/>	<input checked="" type="checkbox"/>

None of the above

Note: Only if one (or more) of the above answers in the tables is yes should the decision maker (e.g. local government or the WAPC) refer the proposal to DFES for comment.

Why has it been given one of the above listed classifications (E.g. Considered vulnerable land-use as the development is for accommodation of the elderly, etc.)?


The information provided within this bushfire management plan to the best of my knowledge is true and correct:

Signature of report author or reviewer



Date

Document Set ID: 11249543
Version: 1, Version Date: 06/10/2022





Lot 70 Cutler Road, Jandakot
Bushfire Management Plan

Date: 4 October 2022

Prepared For: Remondis Pty Ltd

Linfire Ref: 20220715226ROWE-BMP-001_0

Linfire Consultancy

ABN: 577 930 47299

Revision	Issue Date	Revision Description	Approved By
0	4 Oct 2022	Issued for Review	Linden Wears (Level 3 BPAD 19809)

Linfire Consultancy | PO Box 4031 Woodland WA 6018 | M: +61 (0)433 528 511 | E: linden@linfire.com.au

Document Set ID: 11249543
 Version: 1, Version Date: 06/10/2022





Disclaimer and Limitation

This report is prepared solely for the nominated client, and any future residents of the subject lot(s), and is not for the benefit of any other person and may not be relied upon by any other person.

To the maximum extent permitted by the law, Linfire Consultancy, its employees, officers, agents and the writer ("Linfire") excludes all liability whatsoever for:

1. claim, damage, loss or injury to any property and any person caused by fire or as a result of fire or indeed howsoever caused;
2. errors or omissions in this report except where grossly negligent; and the proponent expressly acknowledges that they have been made aware of this exclusion and that such exclusion of liability is reasonable in all the circumstances.

If despite the provisions of the above disclaimer Linfire is found liable then Linfire limits its liability to the lesser of the maximum extent permitted by the law and the proceeds paid out by Linfire's professional or public liability insurance following the making of a successful claim against such insurer.


Fire is an unpredictable force of nature. Changing climatic factors (whether predictable or otherwise) either before or at the time of a fire can also significantly affect the nature of a fire and in a bushfire prone area it is not possible to completely guard against bushfire. The mitigation strategies contained in this Bushfire Management Plan (BMP) are considered to be prudent minimum standards only, based on the standards prescribed by relevant authorities. It is expressly stated that Linfire do not guarantee that if such standards are complied with or if a property owner exercises prudence, that a building or property will not be damaged or that lives will not be lost in a bush fire.

Further, the achievement of the level of implementation of fire precautions will depend on the actions of the landowner or occupiers of the land, over which Linfire has no control. If the proponent becomes concerned about changing factors then either a review of the existing BMP, or a new BMP, should be requested. Linfire accepts no liability or responsibility whatsoever for or in respect of any use or reliance upon this report and its supporting material by any third party.

20220715226ROWE-BMP-001_0

Document Set ID: 11249543

Version: 1 Version Date: 06/10/2022





Lot 70 Cutler Road, Jandakot
Bushfire Management Plan

Table of Contents

1.0 Proposal details 5

 1.1 Background..... 5

 1.2 Site description 5

 1.3 Purpose..... 6

 1.4 Other plans/reports 6

2.0 Environmental considerations 9

 2.1 Native vegetation - modification and clearing..... 9

 2.2 Revegetation / Landscaping 10

3.0 Bushfire assessment results..... 11

 3.1 Assessment inputs..... 11

 3.1.1 Vegetation classification 11

 3.1.2 Effective slope..... 11

 3.1.3 Summary of inputs..... 11

 3.2 Assessment outputs 14

 3.2.1 Bushfire Attack Level (BAL) contour assessment..... 14

4.0 Identification of bushfire hazard issues 17

 4.1 Bushfire context 17

 4.2 Bushfire hazard issues 17

 4.3 Bushfire safety strategy 17

5.0 Assessment against the bushfire protection criteria 18

 5.1 Compliance table 18

 5.2 Additional management strategies 22

 5.2.1 Onsite vegetation management..... 22

 5.2.2 Road verge fuel management 22

 5.2.3 Building construction standards and rectifications 22

 5.2.4 Compliance with annual firebreak notice 23

6.0 Responsibilities for implementation and management of the bushfire measures 25

7.0 References 26

Tables List

Table 1: Summary of environmental values 9

Table 2: Post-development vegetation classifications/exclusions and effective slope 11

Table 3: BAL contour assessment results (to buildings)..... 14

Table 4: BAL applicable to each building/element..... 14

Table 5: Compliance with the bushfire protection criteria of the Guidelines..... 18

Table 6: Responsibilities for implementation and management of the bushfire measures 25

20220715226ROWE-BMP-001_0

Document Set ID: 11249543
Version: 1 Version Date: 06/10/2022





Figures List


Figure 1: Development Plan 7
Figure 2: Site overview 8
Figure 3: Post-development vegetation classification and effective slope 13
Figure 4: BAL contour map..... 16
Figure 5: Bushfire management measures 24

Plates List

Plate 1: Map of Bush Fire Prone Areas (DFES 2021) 6
Plate 2: Existing onsite hydrants 21

Appendices

Appendix 1 Vegetation plot photos and description..... 27
Appendix 2 APZ standards (Schedule 1 of the Guidelines) 37
Appendix 3 Vehicular access technical standards of the Guidelines 40
Appendix 4 City of Cockburn Firebreak Notice..... 42





Lot 70 Cutler Road, Jandakot
Bushfire Management Plan

1.0 Proposal details

1.1 Background

Remondis Pty Ltd (the Proponent) are lodging a Development Application (DA) for proposed recycling centre at Lot 70 (No.39) Cutler Road, Jandakot (the project area) in the City of Cockburn.

The proposed development will include the following:

- receipt of clean aluminium cans and plastic bottles from Container Deposit Scheme (CDS) operators within Perth, along with clean soft plastic feedstock and clean liquid paper board, brought to the site by the Proponents own trucks.
- the materials will arrive to site "source separated", meaning no material is sorted on site and therefore, no sorting equipment is required.
- Following receipt of cleaned recyclable materials, they are processed, compacted, baled and stored for offsite transportation.
- There will be no external operations or storage of recyclable material to minimise any potential adverse impacts such as noise or litter.
- There will up to sixty employees onsite at any time, and up to thirty trucks
- There are no proposed changes to the external façade of the buildings proposed to accommodate the new use.

The overall development is shown on Figure 1, with the proposed development comprising the following elements:

- Repurposing of the two existing warehouse/industrial buildings (Northern and Southern) within the project area to:
 - Receive and processing of plastic material within the Northern building, as well as an office/administration area.
 - Compact and bale cleaned recyclables within the Southern building, with another separate area for servicing and mechanical repairs to Proponents vehicles
- External car and truck parking bays to the south of the buildings
- Bin storage further south of the external carpark, primarily of empty metal bins.

1.2 Site description

Within the project area are two existing warehouse buildings within the northern part of the site, namely the North and South buildings, with two driveway access points on to Cutler Road. The southern portion of the lot contains a large, cleared area that appears to have previously been used for laydown and external storage. The two buildings are largely of sheet metal construction, with some parts of the North building (offices and south-eastern toilets) being of concrete construction.

The project area is surrounded by (see Figure 2):

- Uncleared and undeveloped land on Lot 71 (No. 43) Cutler Road to the east, with other undeveloped lots further east.
- Existing industrial development on Lot 28 Cutler Road to the west, which does contain some unmanaged vegetation in the southern part of the lot. Further west is existing industrial development along Cutler Road, with undeveloped and uncleared land south of that, and a small drainage basin along Prinsep Road.
- Immediately south is Prinsep Road and Verde Drive public roads, with drainage basins and uncleared land further to the south.

20220715226ROWE-BMP-001_0

Page 5

Document Set ID: 11249543
Version: 1, Version Date: 06/10/2022





- Cutler Road is immediately north of the project area with existing industrial development further north.

The project area is designated as bushfire prone on the *Map of Bush Fire Prone Areas* (DFES 2021; see Plate 1).

1.3 Purpose


This Bushfire Management Plan (BMP) has been prepared to address requirements under Policy Measure 6.5 of *State Planning Policy 3.7 Planning in Bushfire-Prone Areas* (SPP 3.7; WAPC 2015) and *Guidelines for Planning in Bushfire-Prone Areas* (the Guidelines; WAPC 2021).

1.4 Other plans/reports

There are no known bushfire reports or assessments that have been prepared previously for the project area.



Plate 1: Map of Bush Fire Prone Areas (DFES 2021)



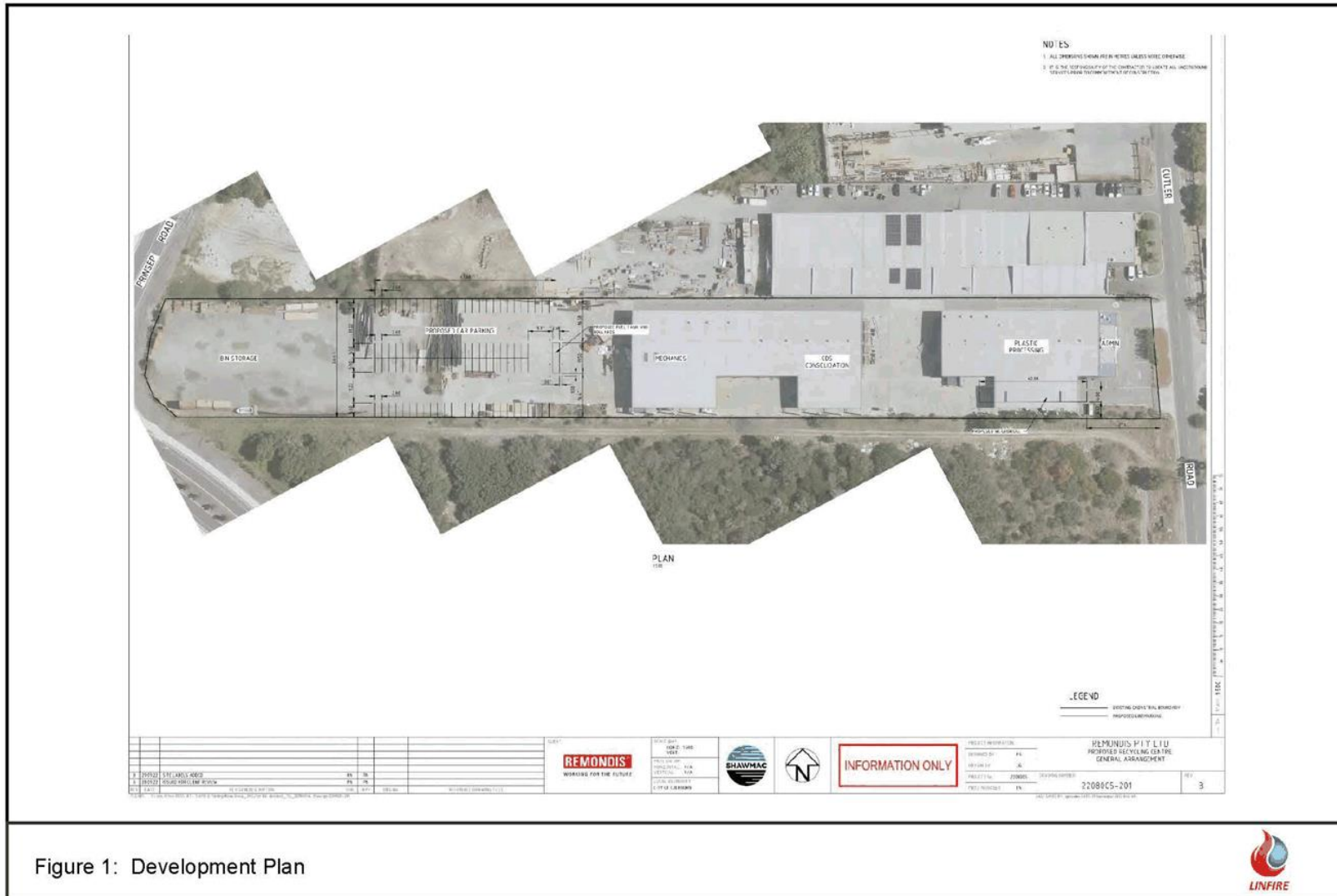


Figure 1: Development Plan

20220715226ROWE_Fig 1 Oct-2022

Document Set ID: 11249543
 Version: 1 Version Date: 06/10/2022





Legend

- Building Outline
- Project Area
- Assessment Area
 - 100m
 - 150m
 - Cadastre

Scale 1: 2,500

0 40 80 120 Metres

Linfire Consultancy
 A 42/364 4311 Woodville Way SA 5011
 M +61 (0)8 73 261 211
 E info@linfire.com.au

Remondis Pty Ltd

Lot 70 Cutler Road

Figure 2: Site Overview

© 2022, GIS Pro makes no claims, no representations, and no warranties, express or implied, concerning the validity (express or implied), the reliability or the accuracy of the GIS data and GIS data products, including the implied validity of any uses of such data.
 Street Map Sources: Map data ©2021 Google, Hybrid Imagery: Images © Google Imagery, CNES, Airbus, Maxar Technologies, DSM Streetmap © OpenStreetMap contributors, Data Printed: 01-09-2022

Document Set ID: 11249543
 Version: 1, Version Date: 06/10/2022



2.0 Environmental considerations

2.1 Native vegetation - modification and clearing

The project area is largely cleared and contains no remnant native vegetation, with some minor removal of vegetation required along the eastern and southern interfaces to accommodate proposed development. No clearing is required outside the project area as part of the proposal.

Table 1 provides a summary of a search of publicly available environmental information relating to the project area.

Linfire assumes that all relevant environmental studies and all required environmental approvals will be obtained prior to commencing any on-site vegetation modification or clearing required to construct the development or implement any Asset Protection Zones.

Table 1: Summary of environmental values

Environmental value	Mapped as occurring within or adjacent to the project area		Description
	Within	Adjacent	
Environmentally Sensitive Area	✘	✘	No part of the project area is identified as being an Environmentally Sensitive Area.
Swan Bioplan Regionally Significant Natural Area	✘	✘	No part of the project area or adjacent land is identified as being a Swan Bioplan Regionally Significant Natural Area.
Ecological linkages	?	?	This data is currently not publicly available.
Wetlands	✘	✘	No wetlands are mapped as occurring within or adjacent the project area.
Waterways	✘	✘	No waterways are mapped as occurring within or adjacent the project area.
Threatened Ecological Communities listed under the EPBC Act	✘	✓	This layer is currently publicly available at a very coarse level but suggests that Threatened Ecological Communities may occur within adjacent land.
Threatened and Priority Flora	✘	✘	This layer is currently publicly available at a very coarse level but suggests that Threatened and Priority Flora species are not recorded within or adjacent to the project area.
Fauna habitat listed under the EPBC Act	✘	✓	No fauna habitats are mapped as occurring within or adjacent the project area. Carnabys Cockatoo Confirmed Roost Sites Buffered 6km is mapped as occurring adjacent to the project area.
Threatened and priority fauna	✘	✘	This layer is currently publicly available at a very coarse level but suggests that Priority fauna are not recorded within or adjacent to the project area.
Bush Forever Site	✘	✘	No Bush Forever Sites are mapped as occurring within or adjacent the project






Environmental value	Mapped as occurring within or adjacent to the project area		Description
	Within	Adjacent	
			area.
DBCA managed lands and waters (includes legislated lands and waters and lands of interest)	✘	✘	No DBCA managed lands and waters are mapped as occurring within or adjacent the project area.
Conservation covenants	✘	✘	Linfire is not aware of any conservation covenant across the project area.
Aboriginal Heritage	✘	✘	No Aboriginal Heritage Places are mapped as occurring within or adjacent to the project area.
Crown Reserves	✘	✘	No Crown Reserves are mapped as occurring within or adjacent to the project area.

2.2 Revegetation / Landscaping

No revegetation is proposed as part of the proposal.

All proposed Asset Protection Zones (APZ's) are to comply with Schedule 1 of the Guidelines (refer to Appendix 2) and the requirements of AS 3959 Clause 2.2.3.2 (f). All existing land excluded as non-vegetated or low threat vegetation, is expected to be kept cleared of vegetation, or consist of slashed grass or managed gardens, consistent with AS 3959 Clause 2.2.3.2 (e) and (f).





Lot 70 Cutler Road, Jandakot
Bushfire Management Plan

3.0 Bushfire assessment results

3.1 Assessment inputs

3.1.1 Vegetation classification

Linfire assessed classified vegetation and exclusions within 150 m of the project area through on-ground verification on 23 August 2022 in accordance with AS 3959—2018 *Construction of Buildings in Bushfire-Prone Areas* (AS 3959; SA 2018) and the *Visual Guide for Bushfire Risk Assessment in Western Australia* (DoP 2016). Georeferenced site photos and a description of the vegetation classifications and exclusions, as they currently present, are contained in Appendix 1 and depicted in Figure 3 and Table 2.

3.1.2 Effective slope

Linfire assessed effective slope under classified vegetation through on-ground verification on 23 August 2022 in accordance with AS 3959. Results were cross-referenced with Landgate 10 m contour data and are depicted in Table 2 and Figure 3.

3.1.3 Summary of inputs

Table 2 illustrates the anticipated post-development vegetation classifications and exclusions following completion of development works and implementation of Asset Protection Zones and the non-vegetated zone. The post-development vegetation classifications/exclusions and effective slope are summarised in Table 2.


Table 2: Post-development vegetation classifications/exclusions and effective slope

Vegetation plot	Vegetation classification	Effective slope	Comments
1	Class A Forest	Flat/upslope (0°)	Small plot of forest vegetation containing trees >6m in height.
2	Class D Scrub	Flat/upslope (0°)	Vegetation <6 m in height, typically with Banksia and Melaleuca species.
3	Class D Scrub	Downslope >0–5°	
4	Class C Shrubland	Flat/upslope (0°)	Vegetation <2 m in height
5	Class C Shrubland	Downslope >0–5°	Vegetation <2 m in height within drainage basins. This classification also occurs within the firebreak immediately east of the project area, located within the firebreak. Most of this vegetation within the firebreak appears as grassland, however there are some isolated shrubs along the fenceline. Current tenants indicate that firebreak was cleared recently, however it has been classified as shrubland as it is not clear how regular the firebreak is maintained
6	Class G Grassland	Flat/upslope (0°)	Unmanaged grassland >100mm in height
7	Excluded – Non-vegetated and Low threat (Clause 2.2.3.2 [e] and [f])	N/A	Low threat cultivated gardens and maintained lawns and non-vegetated areas including roads, tracks, driveways and building footprints. Includes 3 existing garden beds





Vegetation plot	Vegetation classification	Effective slope	Comments
			within the project area that will be maintained as low threat vegetation.
8	Excluded – Non-vegetated (Clause 2.2.3.2 [e])	N/A	Existing vegetation within project area that is to be cleared as part of proposed development.





Legend

- Photo Location
- Building Outline
- Project Area
- Assessment Area
 - 100m
 - 150m
- Cadastre
- Non-vegetated/no combustible storage zone
- Onsite low threat landscaping beds
- Vegetation Plot
- Classified Vegetation
 - A. Forest
 - C. Shrubland
 - D. Scrub
 - G. Grassland
 - Excluded Clause 2.2.3.2(e&f)
 - Modified to non vegetated and low threat
 - Asset Protection Zone

Scale 1: 1,250

Linfire Consultancy
 A PO Box 4051 Woodlands WA 6018
 M +61 (0)433 528 511
 E linden@linfire.com.au

Remondis Pty Ltd

Lot 70 Cutler Road

Figure 3: Post-development vegetation and effective slope (zoom)

© 2022. GIS Pro makes no claims, no representations, and no warranties, express or implied, concerning the validity (express or implied), the reliability or the accuracy of the GIS data and GIS data products, including the implied validity of any uses of such data. Street Map Sources: Map data © 2021 Google. Hybrid Imagery: Imagery © Google Imagery, CNES, Airbus, Maxar Technologies. OSM Streetmap: © OpenStreetMap contributors. Date Printed: 04-09-2022

Document Set ID: 11249543
 Version: 1, Version Date: 06/10/2022





Lot 70 Cutler Road, Jandakot
Bushfire Management Plan

3.2 Assessment outputs

3.2.1 Bushfire Attack Level (BAL) contour assessment

Linfire has undertaken a BAL contour assessment in accordance with Method 1 of AS 3959 for the project area (see Figure 4). The Method 1 procedure incorporates the following factors:

- state-adopted FDI 80 rating
- vegetation classification
- effective slope
- distance maintained between proposed development areas and the classified vegetation.

The BAL rating gives an indication of the level of bushfire attack (i.e. the radiant heat flux) that may be received by proposed future development and subsequently informs the standard of building construction and/or setbacks required for proposed habitable development to potentially withstand such impacts.

The BAL contours are based on:

- the vegetation classifications and effective slope observed at the time of inspection
- the anticipated post-development vegetation based on proposed on-site clearing extent including implementation of Asset Protection Zones and non-vegetated zone, and resultant vegetation exclusions and separation distances, achieved to implement the proposed development

The results of the BAL contour assessment for the current scenario are detailed in Table 3 and illustrated in Figure 4, with the highest BAL rating on proposed buildings being **BAL-29**.

Table 3: BAL contour assessment results (to buildings)

Method 1 BAL determination				
Plot	Vegetation classification	Effective slope	Separation distance	Highest BAL
1	Class A Forest	Flat/upslope (0°)	65 m	BAL-12.5
2	Class D Scrub	Flat/upslope (0°)	20 m	BAL-19
3	Class D Scrub	Downslope >0-5°	>100 m	BAL-Low
4	Class C Shrubland	Flat/upslope (0°)	>100 m	BAL-Low
5	Class C Shrubland	Downslope >0-5°	11 m	BAL-29
6	Class G Grassland	Flat/upslope (0°)	39 m	BAL-12.5
7	Excluded – Non-vegetated and Low threat (Clause 2.2.3.2 [e] and [f])	N/A	N/A	N/A
8	Excluded – Non-vegetated (Clause 2.2.3.2 [e])	N/A	N/A	N/A

Table 4 lists the BAL applicable to each building within the proposed development.

Table 4: BAL applicable to each building/element

Building / element	Initial BAL	APZ	Revised BAL
Northern Building	BAL-29	10 m APZ around the building	BAL-29



Lot 70 Cutler Road, Jandakot
Bushfire Management Plan

Building / element	Initial BAL	APZ	Revised BAL
Southern Building	BAL-19	perimeter, in addition to non-vegetated zone along the eastern interface to the lot boundary	BAL-19

Should there be any changes in development design or classified vegetation extent that results in a modified BAL outcome, then the BAL contours will need to be reassessed.





Legend

- Building Outline
- Project Area
- Assessment Area
 - 100m
 - 150m
- Cadastre
- Vegetation Plot
- BAL Contours
 - BAL FZ
 - BAL 40
 - BAL 29
 - BAL 19
 - BAL 12.5
 - BAL Low

Scale 1: 835

0 10 20 30 Metres

Linfire Consultancy
 A-42 Jock 4311 Woodlands, VIC 3014
 M-51 39533 468 411
 E- info@linfire.com.au

Remondis Pty Ltd

Lot 70 Cutler Road

Figure 4: BAL Contour Plan (zoom)

© 2022, GIS Pro makes no claims, no representations, and no warranties, express or implied, concerning the validity (express or implied), the reliability or the accuracy of the GIS data and GIS data products, including the implied validity of any uses of such data.
 Street Map Sources: Map data ©2021 Google, Hybrid Imagery: Images © Google Imagery, CNES, Airbus, Maxar Technologies, DSM Streetmap © OpenStreetMap contributors, Data Printed: 01-09-2022

Document Set ID: 11249543
 Version: 1, Version Date: 06/10/2022



Lot 70 Cutler Road, Jandakot
Bushfire Management Plan

4.0 Identification of bushfire hazard issues

4.1 Bushfire context

The project area is partially surrounded by existing industrial development to the north and west, with unmanaged vegetation to the east, south-west and south, primarily as smaller isolated plots with relatively short fire runs only several hundred metres long. Fire runs from the south-west and south are less than 400 m long, while fire runs from the east are 100 m-200 m long due to existing development. There may be sufficient continuous vegetation to the south-west to support fully-developed bushfire behaviour, elevated radiant heat and some ember attack, however given the short fire runs to the east, it is unlikely fully-developed behaviour would be generated from a fire from this direction.

The two building are located in the northern part of the project area, and as such are well separated from the bushfire hazard to the south and south-west, however they are sited close to the eastern boundary and are therefore exposed to fires from the east. Existing vehicular access from the project area is provided by Cutler Road, which enables travel west to Princep Road or east to Solomon Road or Verde Drive, where further travel is provided in all directions away from the area.

4.2 Bushfire hazard issues

Examination of the bushfire risk assessment (Section 3.0) has identified the following bushfire hazard issues:

1. The existing extent of unmanaged vegetation external to the project area, will result in the existing buildings being subject to an initial BAL of BAL-29 or lower provided there is sufficient onsite vegetation modification and management of some existing pockets of vegetation.
2. Both buildings have large canopy structures to the east of the main warehouses, and while these are entirely non-combustible, ensuring there is no storage of combustible materials underneath the canopies, or in close proximity, is important to prevent fire spread to the building.
3. Vehicular access to the proposed development is to be sufficient to enable attending firefighting appliances to suppress fire.
4. Confirm access to a secure bushfire fighting water supply

4.3 Bushfire safety strategy

The following bushfire safety strategy is proposed to demonstrate compliance with the Bushfire Protection Criteria of the Guidelines and address the bushfire hazards identified above:

1. Create sufficient separation between the proposed building and surrounding classified vegetation, by establishing APZ at critical interfaces, compliant with the APZ standards of the Guidelines. Supplement this with additional non-vegetated zone out to the lot boundaries, which also prevents storage of combustible items beneath the canopies.
2. Utilise existing access to the project area via Cutler Road, to ensure compliant public road access is provided travel in various directions in compliance with the Guidelines.
3. Utilise existing street hydrants near the project area, and onsite hydrants within the project area, for bushfire fighting water supply.

Based on the above, Linfire considers the bushfire hazards within and adjacent to project area and the associated bushfire risks are manageable through standard management responses in accordance with the Acceptable Solutions in the Guidelines.

20220715226ROWE-BMP-001_0

Page 17

Document Set ID: 11249543
Version: 1, Version Date: 06/10/2022





5.0 Assessment against the bushfire protection criteria

5.1 Compliance table

An assessment against the bushfire protection criteria is provided in Table 5.

Table 5: Compliance with the bushfire protection criteria of the Guidelines

Bushfire protection criteria		Development response		
Performance Principle	Acceptable solutions	Planning Stage	Method of compliance	Proposed bushfire management measures
Element 1: Location				
<i>Intent: To ensure that strategic planning proposals, subdivision and development applications are located in areas with the least possible risk of bushfire to facilitate the protection of people, property and infrastructure</i>				
<p>Performance Principle P1</p> <p>The strategic planning proposal, subdivision and development application is located in an area where the bushfire hazard assessment is or will, on completion, be moderate or low, or a BAL-29 or below, and the risk can be managed.</p> <p>For unavoidable development in areas where BAL-40 or BAL-FZ applies, demonstrating that the risk can be managed to the satisfaction of the decision-maker.</p>	<p>A1.1 Development location</p> <p>The strategic planning proposal, subdivision and development application is located in an area that is or will, on completion, be subject to either a moderate or low bushfire hazard level, or BAL-29 or below.</p>	All	<u>Acceptable Solution</u>	<p>The BAL contour plan (see Figure 4) demonstrates that upon completion of the development and implementation of the Asset Protection Zones and non-vegetated/no combustible storage zone, both habitable buildings (North and South) is located in BAL-29 area, thus it achieves compliance with A1.1 by being subject to a BAL rating of BAL-29 or lower.</p>
Element 2: Siting and design of development				
<i>Intent: To ensure that the siting and design of development minimises the level of bushfire impact.</i>				
<p>Performance Principle P2</p> <p>The siting and design of the strategic planning proposal, subdivision or development application, including roads, paths and landscaping, is appropriate to the level of bushfire threat that applies to the site. The proposal incorporates a defensible space and significantly reduces the heat intensities at the building surface thereby minimising the bushfire risk to people, property and infrastructure, including compliance with AS 3959 if appropriate.</p>	<p>A2.1 Asset Protection Zone (APZ)</p> <p>Every habitable building is surrounded by, and every proposed lot can achieve, an APZ depicted on submitted plans, which meets the following requirements:</p> <p>Width: Measured from any external wall or supporting post or column of the proposed building, and of sufficient size to ensure the potential radiant heat impact of a bushfire does not exceed 29kW/m² (BAL-29) in all circumstances.</p> <p>Location: the APZ should be contained solely within the boundaries of the lot on which the building is situated, except in instances where the neighbouring lot or lots will be managed in a low-fuel state on an ongoing basis, in perpetuity (see explanatory notes)</p> <p>Management: the APZ is managed in accordance with the requirements of 'Standards for Asset Protection Zones' (see Guidelines Schedule 1).</p>	All	<u>Acceptable Solution</u>	<p>On completion of development, the following vegetation management zones are nominated at hazard interfaces with the proposed buildings as follows:</p> <ul style="list-style-type: none"> • 10 m wide Asset Protection Zone (APZ) around the external walls of the buildings, and extended to the western lot boundary. • A non-vegetated/no combustible storage zone is to be extended east from the external walls of the buildings out to the lot boundary (see Figure 5). <ul style="list-style-type: none"> ○ This zone is to extend beneath the existing canopies to prevent fuel loads (either vegetation or stored combustible materials) accumulating beneath or adjacent to the canopies within the project area. ○ The existing canopies are constructed with masonry piers, metal support structure and sheet metal roofing (see Plot 8 photos in Appendix 1). ○ This measure acknowledges that while the canopies are not considered part of the support structure of the buildings, it is considered best practice to limit potential for fire spread to the 2 buildings by managing fuel loads beneath the canopies. • Low threat vegetation within the site is to be limited to the 3 existing garden beds nominated on Figure 5. • All other vegetation within the project area is to be cleared. <p>All APZs are to be implemented and maintained in accordance with Schedule 1 of the Guidelines (see Appendix 2), other than areas within the nominated non-vegetated zone.</p>





Bushfire protection criteria			Development response	
Performance Principle	Acceptable solutions	Planning Stage	Method of compliance	Proposed bushfire management measures
Element 3: Vehicular access				
<i>Intent: To ensure that the vehicular access serving a subdivision/ development is available and safe</i>				
<p>Performance Principle P3i</p> <p>The design and capacity of vehicular access and egress is to provide for the community to evacuate to a suitable destination before a bushfire arrives at the site, allowing emergency services personnel to attend the site and/or hazard vegetation.</p>	<p>A3.1 Public Roads</p> <p><i>The minimum requirements under this acceptable solution are applicable to all proposed and existing public roads.</i></p> <p>Public roads are to meet the minimum technical requirements in Table 6, Column 1.</p> <p>The trafficable (carriageway/pavement) width is to be in accordance with the relevant class of road in the Local Government Guidelines for Subdivisional Development (IPWEA Subdivision Guidelines), Liveable Neighbourhoods, Austroad standards and/or any applicable standards for the local government area.</p>	SP, Do	<u>Existing compliance with Acceptable Solution</u>	No new public roads are proposed as part of the proposed development the existing public road network meets the vehicular access technical requirements of Acceptable Solutions A3.1 (Table 6, Column 1)
	<p>A3.2a Multiple access routes</p> <p>Public road access is to be provided in two different directions to at least two different suitable destinations with an all-weather surface (two-way access).</p> <p>If the public road access to the subject site is via a no-through road which cannot be avoided due to demonstrated site constraints, the road access is to be a maximum of 200 metres from the subject lot(s) boundary to an intersection where two-way access is provided.</p> <p>The no-through road may exceed 200 metres if it is demonstrated that an alternative access, including an emergency access way, cannot be provided due to site constraints and the following requirements are met:</p> <ul style="list-style-type: none"> the no-through road travels towards a suitable destination; and the balance of the no-through road, that is greater than 200 metres from the subject site, is wholly within BAL-LOW, or is within a residential built-out area – Figure 23. 	SP, Do	<u>Existing compliance with Acceptable Solution</u>	<p>The existing public roads provide compliant two-way access from the project area to two different suitable destinations, meeting technical requirements of acceptable solutions A3.2a, with access via Cutler Road providing for travel:</p> <ul style="list-style-type: none"> east to Solomon Road providing connections north to Jandakot Road and south to Armadale Road, west to Prinsep Road providing connections north to Berrigan Drive and south to Verde Drive.
	<p>A3.2b Emergency access way</p> <p><i>Where it is demonstrated that A3.2a cannot be achieved due to site constraints, or where an alternative design option does not exist, an emergency access way can be considered as an acceptable solution.</i></p> <p>An emergency access way is to meet all the following requirements:</p> <ul style="list-style-type: none"> requirements in Table 6, Column 2; provides a through connection to a public road; be no more than 500 metres in length; and must be signposted and if gated, gates must open the whole trafficable width and remain unlocked. 	SP, Do	<u>Not Applicable</u>	The proposed development does not require Emergency Access Ways (EAWs) to provide through access to a public road.
	<p>A3.3 Through roads</p> <p>All public roads should be through-roads. No-through roads should be avoided and should only be considered as an acceptable solution where:</p> <ul style="list-style-type: none"> it is demonstrated that no alternative road layout exists due to site constraints; and the no-through road is a maximum length of 200 metres to an intersection providing two-way access, unless it satisfies the exemption provisions in A3.2a of this table. <p>A no-through road is to meet all the following requirements:</p> <ul style="list-style-type: none"> requirements of a public road (Table 6, Column 1); and 	SP, Sb	<u>Existing compliance with Acceptable Solution</u>	The existing public road access to the proposed development is via existing through roads.





Bushfire protection criteria		Development response		
Performance Principle	Acceptable solutions	Planning Stage	Method of compliance	Proposed bushfire management measures
	<ul style="list-style-type: none"> turn-around area as shown in Figure 24 			
<p><u>Performance Principle P3ii</u></p> <p>The internal layout, design and construction of public and private vehicular access and egress in the subdivision / development allow emergency and other vehicles to move through it safely and easily.</p> <p>The design of vehicular access and egress provides:</p> <ul style="list-style-type: none"> access and egress for emergency service vehicles while allowing the community to evacuate; a defensible space for emergency services personnel on the interface between classified vegetation and development site; and hazard separation between classified vegetation and the subject site to reduce the potential radiant heat that may impact a lot(s). 	<p><u>A3.4a Perimeter Roads</u></p> <p>Two different vehicular access routes are provided, both of which connect to the public road network, provide safe access and egress to two different destinations and are available to all residents/the public at all times and under all weather conditions.</p> <p>A perimeter road is a public road and should be provided for greenfield or infill development where 10 or more lots are being proposed (including as part of a staged subdivision) with the aim of:</p> <ul style="list-style-type: none"> separating areas of classified vegetation under AS3959, which adjoin the subject site, from the proposed lot(s); and removing the need for battle-axe lots that back onto areas of classified vegetation. <p>A perimeter road is to meet the requirements contained in Table 6, Column 1.</p> <p>A perimeter road may not be required where:</p> <ul style="list-style-type: none"> the adjoining classified vegetation is Class G Grassland; lots are zoned for rural living or equivalent; it is demonstrated that it cannot be provided due to site constraints; or all lots have frontage to an existing public road 	SP, Sb	<u>Existing compliance with Acceptable Solution</u>	No new public roads are proposed as part of the proposed development. The existing public roads provide two vehicular access routes as mentioned in A3.2a
<p><u>Performance Principle P3iii</u></p> <p>Vehicular access is provided which allows:</p> <ul style="list-style-type: none"> access and egress for emergency service vehicles; defensible space for emergency services personnel on the interface between classified vegetation and development; and hazard separation between classified vegetation and the site to reduce the potential radiant heat that may impact a lot(s). 	<p><u>A3.4b Fire service access route</u></p> <p>Where proposed lots adjoin classified vegetation under AS3959, and a perimeter road is not required in accordance with A3.4a, a fire service access route can be considered as an acceptable solution to provide firefighter access, where access is not available, to the classified vegetation.</p> <p>A fire service access route is to meet all the following requirements:</p> <ul style="list-style-type: none"> requirements in Table 6, Column 3; be through-routes with no dead-ends; linked to the internal road system at regular intervals, every 500 metres; must be signposted; no further than 500 metres from a public road; if gated, gates must open the required horizontal clearance and can be locked by the local government and/or emergency services, if keys are provided for each gate; and turn-around areas designed to accommodate type 3.4 fire appliances and to enable them to turn around safely every 500 metres. 	SP, Sb	<u>Not Applicable</u>	The proposed development does not require fire service access routes (FSARs) to achieve fire brigade access within and around the perimeter of the project area.
<p><u>Performance Principle P3iv</u></p> <p>Vehicular access is provided which allows emergency service vehicles to directly access all habitable buildings and water supplies and exit the lot without entrapment</p>	<p><u>A3.5 Battle-axe access legs</u></p> <p>Where it is demonstrated that a battle-axe cannot be avoided due to site constraints, it can be considered as an acceptable solution.</p> <p>There are no battle-axe technical requirements where the point the battle-axe access leg joins the effective area of the lot, is less than 50 metres from a public road in a reticulated area.</p> <p>In circumstances where the above condition is not met, or the battle-axe is in a non-reticulated water area, the battle-axe is to meet all the following requirements:</p> <ul style="list-style-type: none"> requirements in Table 6, Column 4; and passing bays every 200 metres with a minimum length of 20 metres and a minimum additional trafficable width of two metres (i.e. the combined 	Sb	<u>Not applicable</u>	No battle-axe legs are proposed as part of the proposed development and the project area is not serviced by an existing battle-axe.



Bushfire protection criteria		Development response		
Performance Principle	Acceptable solutions	Planning Stage	Method of compliance	Proposed bushfire management measures
	<p>trafficable width of the passing bay and constructed private driveway to be a minimum six metres)</p> <p><u>A3.6 Private driveways</u> There are no private driveway technical requirements where the private driveway is:</p> <ul style="list-style-type: none"> within a lot serviced by reticulated water; no greater than 70 metres in length between the most distant external part of the development site and the public road measured as a hose lay; and accessed by a public road where the road speed limit is not greater than 70 km/h. <p>In circumstances where all of the above conditions are not met, or the private driveway is in a non-reticulated water area, the private driveway is to meet all the following requirements:</p> <ul style="list-style-type: none"> requirements in Table 6, Column 4; passing bays every 200 metres with a minimum length of 20 metres and a minimum additional trafficable width of two metres (i.e. the combined trafficable width of the passing bay and constructed private driveway to be a minimum six metres); and turn-around area as shown in Figure 28 and within 30 metres of the habitable building. 	Dd, Do	<u>Acceptable Solution</u>	<p>The project area is serviced by existing reticulated water supply and onsite fire hydrants, with access provided by Cutler Road which has a speed limit of 60km/h. Given the length of the lot, hose lay is greater than 70 m from Cutler Road, on this basis, all onsite roads will need to comply with the technical requirements for private driveways.</p> <p>The existing onsite internal driveways around the existing buildings are compliant with the private driveway specifications (see Appendix 3), with a width generally greater than 6 m wide, other than on the eastern side where it narrows to approximately 5.5 m, however this is less than 200 m so is permissible. All other onsite driveways will need to comply with the requirements for private driveways.</p>
Element 4: Water				
<i>Intent: To ensure that water is available to enable people, property and infrastructure to be defended from bushfire</i>				
No Performance Principle Applies	<u>A4.1 Identification of future water supply</u>	SP	<u>Not applicable</u>	Not applicable to this planning stage
<p><u>Performance Principle P4</u> The subdivision, development or land use is provided with a permanent and secure water supply that is sufficient for firefighting purposes. Provide a permanent water supply that is:</p> <ul style="list-style-type: none"> sufficient and available for firefighting purposes; constructed from non-combustible materials (e.g. steel), or able to maintain its integrity throughout a bushfire; and <p>accessible, with legal access for maintenance and re-filling by tankers and emergency service vehicles</p>	<p><u>A4.2 Provision of water for firefighting purposes</u> Where a reticulated water supply is existing or proposed, hydrant connection(s) should be provided in accordance with the specifications of the relevant water supply authority. Where these specifications cannot be met, then the following applies:</p> <ul style="list-style-type: none"> The provision of a water tank(s), in accordance with the requirements of Schedule 2; and Where the provision of a strategic water tank(s) is applicable, then the following requirements apply: <ul style="list-style-type: none"> land to be ceded free of cost to the local government for the placement of the tank(s); the lot or road reserve where the tank is to be located is identified on the plan of subdivision; tank capacity, construction, and fittings, provided in accordance with the requirements of Schedule 2; and a strategic water tank is to be located no more than 10 minutes from the subject site (at legal road speeds). <p>Where a subdivision includes an existing habitable building(s) that is to be retained, a water supply should be provided to this existing habitable building(s), in accordance with the requirements listed above.</p>	Sb, Dd, Do	<u>Acceptable Solution</u>	<p>The existing lot and buildings are serviced by an existing reticulated water supply, and existing street hydrants are also installed along Cutler Road, the nearest directly in front of the project area (see Figure 5).</p> <p>In addition to the street hydrants, the lot has existing onsite external hydrants, presumably supplied by the town main on Cutler Road (see Figure 5, Photo 8h and Plate 2 below). Both buildings also have internal fire hose reels throughout. It is a requirement of this BMP that these onsite hydrants and fire hose reels are maintained in accordance with the relevant Australian Standards.</p> <div style="display: flex; justify-content: space-around;">   </div> <p>Plate 2: Existing onsite hydrants</p>

* **Applicable Planning Stages** (SP - Strategic planning and structure plan where lot layout is unknown; Sb - Structure plan where lot layout is known and subdivision application; Dd – Development application for a single dwelling, ancillary dwelling or minor development; Do – Development application for any other development)





Lot 70 Cutler Road, Jandakot
Bushfire Management Plan

5.2 Additional management strategies

Linfire makes the following additional bushfire management recommendations to inform ongoing planning stages of the development and increase the level of bushfire risk mitigation across the site.

5.2.1 Onsite vegetation management

The BAL contour assessment is reliant upon the following vegetation modification:

- A 10 m wide Asset Protection Zone (APZ) being extended from the external walls of the two buildings, although only extending to the western lot boundary in order to manage onsite vegetation.
 - All parts of the APZ, outside the nominated non-vegetated/no combustible storage zone, is to be established and maintained, in accordance with Schedule 1: Standards for Asset Protection Zones from the Guidelines (see Appendix 2).
- A non-vegetated/no combustible storage zone is to be extended east from the external walls of the buildings out to the lot boundary, as depicted in Figure 5 .
 - This zone is to extend beneath the existing canopies (of non-combustible construction) to prevent any fuel loads accumulating beneath or adjacent to the canopies within the project area.
 - No vegetation is permitted within this zone at anytime
 - No combustible storage is permitted in this zone at any time. Any storage is to be entirely non-combustible.
- Low threat vegetation within the site is to be limited to the three (3) existing garden beds nominated on Figure 5. All vegetation within these garden beds is to be managed low threat vegetation compliant with Clause 2.2.3.2 (f) of AS 3959.
- All other vegetation within the project area is to be cleared.

Ongoing management of all the above is to be by the Proponent to ensure compliance in perpetuity.

5.2.2 Road verge fuel management

The existing Cutler Road, Prinsep Road and Verde Drive verges that has been excluded as low threat vegetation, is to be managed to ensure the understorey and surface fuels remain in a low threat, minimal fuel condition in accordance with Clause 2.2.3.2 (f) of AS 3959. Ongoing road verge management is a continuation of the current management regime, and is the responsibility of the City.

5.2.3 Building construction standards and rectifications

Bushfire construction provisions of the National Construction Code require that Class 1, 2, 3 and associated 10a buildings comply with the bushfire specific construction requirements of AS 3959, in accordance with the assessed BAL. On this basis, there is no statutory trigger for the buildings within the proposed development to comply with AS 3959 to the assessed BAL rating.

While it is acknowledged that the existing buildings don't need to comply with the bushfire construction standards, given they are largely constructed from sheet metal, with some concrete on external wall on the North building, there is an opportunity to address some obvious ingress points for embers, that would substantially improve the resilience of the building. Linfire recommend the following building modifications are made:

- Fill or screen holes or gaps (> 2mm wide) in walls and roof with:

20220715226ROWE-BMP-001_0

Page 22

Document Set ID: 11249543
Version: 1, Version Date: 06/10/2022



Lot 70 Cutler Road, Jandakot
Bushfire Management Plan

- Fill with non-combustible mastic, mineral wool
- Cover with sheet metal or other non-combustible construction, or
- Screen with mesh or perforated sheet (maximum aperture ≤ 2 mm) made of corrosion-resistant steel, bronze or aluminium
- Screen roof vents with ember screening mesh or perforated sheet (maximum aperture ≤ 2 mm) made of corrosion-resistant steel, bronze or aluminium
- Add door seals and bottom draught excluders to pedestrian access doors to prevent ember ingress

5.2.4 Compliance with annual firebreak notice

The Proponent is to comply with the current City of Cockburn annual firebreak notice as amended (refer to Appendix 4).

The City of Cockburn Firebreak and Fuel Hazard Notice notes that properties over 4047 m² require a firebreak—A firebreak is an area where flammable material (such as wood, leaves and grass) has been cleared to provide vehicle access and help minimise the spread of a fire.

Firebreaks must be put in place by 1 November each year and maintained up until 15 April the following year.

Additionally, the landowner of Lot 71 (No. 43) Cutler Road, is expected to maintain their western firebreak in accordance with the City's firebreak notice. While this land has not been excluded based on current site conditions, it is expected that any Class D scrub regrowth will be prevented by ongoing firebreak management.





Legend

- Water Hydrant
- Mitigation Measures**
- Onsite Fire Hydrant System Infrastructure
- Building Outline
- Project Area
- Cadastre
- Non-vegetated/no combustibile storage zone
- Onsite low threat landscaping beds
- Asset Protection Zone

Scale 1: 1,250

Linfire Consultancy
 A PO Box 4031 Woodlands WA 6018
 M +61 (0)433 528 511
 E linden@linfire.com.au

Remondis Pty Ltd

Lot 70 Cutler Road

Figure 5: Bushfire Management Measures

© 2022. GIS Pro makes no claims, no representations, and no warranties, express or implied, concerning the validity (express or implied), the reliability or the accuracy of the GIS data and GIS data products, including the implied validity of any uses of such data. Street Map Sources: Map data © 2021 Google. Hybrid Imagery: Images © Google Imagery, CNES, Airbus, Maxar Technologies. OSM Streetmap: © OpenStreetMap contributors. Date Printed: 04-09-2022

Document Set ID: 11249543
 Version: 1, Version Date: 06/10/2022



6.0 Responsibilities for implementation and management of the bushfire measures

Implementation of the BMP applies to the Proponent to ensure bushfire management measures are adopted and implemented on an ongoing basis. A bushfire responsibilities table is provided in Table 6 to drive implementation of all bushfire management works associated with this BMP.

Table 6: Responsibilities for implementation and management of the bushfire measures

Implementation/management table	
<i>Proponent – prior to occupation of buildings</i>	
No.	Implementation action
1	Establish the Asset Protection Zones around existing buildings, to the standards stated in the BMP, including Schedule 1 of the Guidelines (see Appendix 2).
2	Establish the non-vegetated/no combustible storage zone to the east of the existing buildings as depicted in the BMP.
3	Establish all onsite landscaping within the 3 nominated garden beds as low threat vegetation.
4	Clear all other onsite vegetation as depicted in the BMP.
5	Construct any new internal roads in accordance with the private driveway standards as stated in the BMP
6	Implement the recommended building modifications as stated in the BMP
<i>Proponent – ongoing</i>	
No.	Implementation action
1	Maintain the Asset Protection Zones around existing buildings, to the standards stated in the BMP, including Schedule 1 of the Guidelines (see Appendix 2).
2	Ensure no regrowth of vegetation or accumulation of combustible storage items occurs in the non-vegetated zone..
3	Maintain all landscaping within the 3 nominated garden beds as low threat vegetation.
4	Maintain all other parts of the site in a non-vegetated state
5	Maintain the internal private driveways to the standards stated in the BMP.
6	Maintain all onsite fire hydrants and fire hose reels in accordance with relevant Australian Standards.
7	Comply with the City of Cockburn annual firebreak notice issued under s33 of the Bush Fires Act 1954, including perimeter firebreaks
<i>Local Council– ongoing</i>	
No.	Implementation action
1	Maintain surrounding road verges in a low threat, minimal fuel condition
2	Enforce the City of Cockburn annual firebreak notice issued under s33 of the Bush Fires Act 1954, including perimeter firebreaks on adjacent lots.





Lot 70 Cutler Road, Jandakot
Bushfire Management Plan

7.0 References

Department of Fire and Emergency Services (DFES) 2021, *Map of Bush Fire Prone Areas*, [Online], Government of Western Australia, available from:
<https://maps.slip.wa.gov.au/landgate/bushfireprone/>.

Department of Planning (DoP) 2016, *Visual guide for bushfire risk assessment in Western Australia*, Department of Planning, Perth.

Standards Australia (SA) 2018, *Australian Standard AS 3959–2018 Construction of Buildings in Bushfire-prone Areas*, Standards Australia, Sydney.

Western Australian Planning Commission (WAPC) 2015, *State Planning Policy 3.7 Planning in Bushfire Prone Areas*, Western Australian Planning Commission, Perth.

Western Australian Planning Commission (WAPC) 2021, *Guidelines for Planning in Bushfire Prone Areas*, Version 1.4 December 2021, Western Australian Planning Commission, Perth.



Lot 70 Cutler Road, Jandakot
Bushfire Management Plan

Appendix 1 Vegetation plot photos and description



Photo ID: 1a



Photo ID: 1b

Plot number		Plot 3
Vegetation classification	Pre-development	Class A Forest
	Post-development	Class A Forest
Description / justification		Trees 10-30 m high at maturity, dominated by Eucalypts, multi-tiered structure comprising tall canopy layer, shrubby middle layer and grass/herb/sedge understorey

20220715226ROWE-BMP-001_0

Document Set ID: 11249543
Version: 1 Version Date: 06/10/2022





Lot 70 Cutler Road, Jandakot
Bushfire Management Plan




Photo ID: 2a



Photo ID: 2c



Photo ID: 2e



Photo ID: 2b



Photo ID: 2d



Photo ID: 2f

Plot number		Plot 2
Vegetation classification	Pre-development	Class D Scrub
	Post-development	Class D Scrub
Description / justification		Vegetation with a continuous horizontal and vertical structure, greater than 2 m high at maturity



Lot 70 Cutler Road, Jandakot
Bushfire Management Plan



Photo ID: 2g




Photo ID: 2h

Plot number		Plot 2
Vegetation classification	Pre-development	Class D Scrub
	Post-development	Class D Scrub
Description / justification		Vegetation with a continuous horizontal and vertical structure, greater than 2 m high at maturity



Photo ID: 3a



Photo ID: 3b

Plot number		Plot 3
Vegetation classification	Pre-development	Class D Scrub
	Post-development	Class D Scrub
Description / justification		Vegetation with a continuous horizontal and vertical structure, greater than 2 m high at maturity





Lot 70 Cutler Road, Jandakot
Bushfire Management Plan




Photo ID: 3c



Photo ID: 3d

Plot number		Plot 3
Vegetation classification	Pre-development	Class D Scrub
	Post-development	Class D Scrub
Description / justification		Vegetation with a continuous horizontal and vertical structure, greater than 2 m high at maturity





Lot 70 Cutler Road, Jandakot
Bushfire Management Plan



Photo ID: 4a



Photo ID: 4b

Plot number		Plot 4
Vegetation classification	Pre-development	Class C Shrubland
	Post-development	Class C Shrubland
Description / justification		Shrub vegetation less than 2 m high at maturity

20220715226ROWE-BMP-001_0

Document Set ID: 11249543
Version: 1 Version Date: 06/10/2022

Page 31





Lot 70 Cutler Road, Jandakot
Bushfire Management Plan



Photo ID: 5a



Photo ID: 5b



Photo ID: 5c



Photo ID: 5d



Photo ID: 5e

Plot number		Plot 5
Vegetation classification	Pre-development	Class C Shrubland
	Post-development	Class C Shrubland
Description / justification		Shrub vegetation less than 2 m high at maturity

20220715226ROWE-BMP-001_0

Page 32

Document Set ID: 11249543
Version: 1 Version Date: 06/10/2022



Lot 70 Cutler Road, Jandakot
Bushfire Management Plan



Photo ID: 5f



Photo ID: 5g



Photo ID: 5i



Photo ID: 5h



Photo ID: 5i



Photo ID: 5j

Plot number		Plot 5
Vegetation classification	Pre-development	Class C Shrubland
	Post-development	Class C Shrubland
Description / justification		Shrub vegetation less than 2 m high at maturity





Lot 70 Cutler Road, Jandakot
Bushfire Management Plan





Photo ID: 6a



Photo ID: 6b

Plot number		Plot 6
Vegetation classification	Pre-development	Class G Grassland
	Post-development	Class G Grassland
Description / justification		Grassland greater than 100 mm in height





Lot 70 Cutler Road, Jandakot
Bushfire Management Plan



Photo ID: 7a



Photo ID: 7b



Photo ID: 7c



Photo ID: 7d



Photo ID: 7e



Photo ID: 7f



Photo ID: 7g



Photo ID: 7h

Plot number		Plot 5
Vegetation classification	Pre-development	Excluded – Non-vegetated and Low threat (Clause 2.2.3.2 [e] and [f])
	Post-development	Excluded – Non-vegetated and Low threat (Clause 2.2.3.2 [e] and [f])
Description / justification		Low threat cultivated gardens and maintained lawns within surrounding properties and non-vegetated areas including roads, footpaths, driveways and building footprints

20220715226ROWE-BMP-001_0

Page 35

Document Set ID: 11249543
Version: 1 Version Date: 06/10/2022





Lot 70 Cutler Road, Jandakot
Bushfire Management Plan



Photo ID: 8a



Photo ID: 8b



Photo ID: 8c



Photo ID: 8d



Photo ID: 8e



Photo ID: 8f



Photo ID: 8g



Photo ID: 8h

Plot number		Plot 5
Vegetation classification	Pre-development	Excluded – Non-vegetated and Low threat (Clause 2.2.3.2 [e] and [f])
	Post-development	Excluded – Non-vegetated (Clause 2.2.3.2 [e])
Description / justification		Existing vegetation within project area to be cleared prior to development



Lot 70 Cutler Road, Jandakot
Bushfire Management Plan

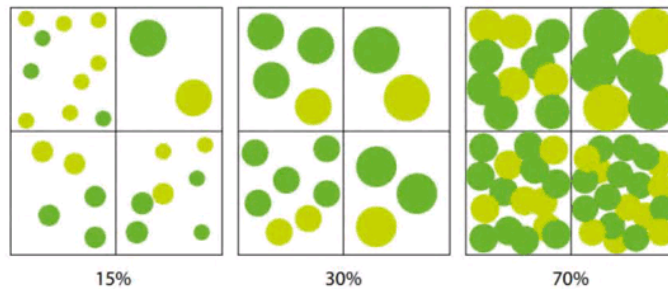
Appendix 2 APZ standards (Schedule 1 of the Guidelines)

An APZ is a low fuel area maintained around a habitable building to increase the likelihood that it will survive a bushfire, by providing a defensible space and reducing the potential for direct flame contact, radiant heat exposure and ember attack.

Vegetation management within an APZ should provide defensible space and be maintained to a low threat state, in perpetuity, in accordance with the requirements outlined in Schedule 1.

Schedule 1: Standards for Asset Protection Zones

- **Trees* (> 6 metres in height)**
 - Trunks at maturity should be a minimum distance of six metres from all elevations of the building.
 - Branches at maturity should not touch or overhang a building or powerline.
 - Lower branches and loose bark should be removed to a height of two metres above the ground and/or surface vegetation.
 - Canopy cover within the APZ should be <15 per cent of the total APZ area.
 - Tree canopies at maturity should be at least five metres apart to avoid forming a continuous canopy. Stands of existing mature trees with interlocking canopies may be treated as an individual canopy provided that the total canopy cover within the APZ will not exceed 15 per cent and are not connected to the tree canopy outside the APZ.



- **Shrub* and Scrub* (0.5 metres to 6 metres in height)**
 - Should not be located under trees or within three metres of buildings.
 - Should not be planted in clumps >5 square metres in area.
 - Clumps should be separated from each other and any exposed window or door by at least 10 metres.
 - Shrub and scrub >6 metres in height are to be treated as trees.
- **Ground covers (<0.5 metres in height)**
 - Can be planted under trees but must be maintained to remove dead plant material, as prescribed in 'Fine fuel load' above.
 - Can be located within two metres of a structure, but three metres from windows or doors if >100 millimetres in height.
 - Ground covers >0.5 metres in height are to be treated as shrubs
- **Grass**
 - Grass should be maintained at a height of 100 millimetres or less, at all times.
 - Wherever possible, perennial grasses should be used and well-hydrated with regular application of wetting agents and efficient irrigation.
- **Fine Fuel load (combustible dead vegetation mater <6 mm in thickness)****
 - Should be managed and removed on a regular basis to maintain a low threat state.
 - Should be maintained at <2 tonnes per hectare (on average).
 - Mulches should be non-combustible such as stone, gravel or crushed mineral earth or wood mulch

20220715226ROWE-BMP-001_0

Document Set ID: 11249543
Version: 1 Version Date: 06/10/2022





Lot 70 Cutler Road, Jandakot
Bushfire Management Plan

Schedule 1: Standards for Asset Protection Zones

>6 millimetres in thickness.

- **Defendable Space**
 - Within three metres of each wall or supporting post of a habitable building, the area is kept free from vegetation, but can include ground covers, grass and non-combustible mulches as prescribed above.
- **Fences within the APZ**
 - Should be constructed from non-combustible materials (for example, iron, brick, limestone, metal post and wire, or bushfire-resisting timber referenced in Appendix F of AS 3959)
- **LPG Cylinders**
 - Should be located on the side of a building furthest from the likely direction of a bushfire or on the side of a building where surrounding classified vegetation is upslope, at least one metre from vulnerable parts of a building.
 - The pressure relief valve should point away from the house.
 - No flammable material within six metres from the front of the valve.
 - Must sit on a firm, level and non-combustible base and be secured to a solid structure.

* *Plant flammability, landscaping design and maintenance should be considered – refer to explanatory notes*

** *Fine fuel load should be maintained to less than two tonnes per hectare, however this is often a subjective assessment.*

E2 Plant flammability

There are certain plant characteristics that are known to influence flammability, such as moisture or oil content and the presence and type of bark. Plants with lower flammability properties may still burn during a bushfire event, but may be more resistant to burning and some may regenerate faster post-bushfire.

There are many terms for plant flammability that should not be confused, including:

- Fire resistant – plant species that survive being burnt and will regrow after a bushfire and therefore may be highly flammable and inappropriate for a garden in areas of high bushfire risk.
- Fire retardant – plants that may not burn readily or may slow the passage of a bushfire.
- Fire wise – plants that have been identified and selected based on their flammability properties and linked to maintenance advice and planting location within a garden.

Although not a requirement of these Guidelines, local governments may develop their own list of fire wise or fire retardant plant species that suit the environmental characteristics of an area. When developing a recommended plant species list, local governments should consult with ecologists, land care officers or environmental authorities to ensure the plants do not present a risk to endangered ecological communities, threatened, or endangered species or their habitat.

When selecting plants, private landholders and developers should aim for plants within the APZ that have the following characteristics:

- grow in a predicted structure, shape and height;
- are open and loose branching with leaves that are thinly spread;
- have a coarse texture and low surface-area-to-volume ratio;
- will not drop large amounts of leaves or limbs, that require regular maintenance;
- have wide, flat, and thick or succulent leaves;
- trees that have bark attached tightly to their trunk or have smooth bark;

20220715226ROWE-BMP-001_0

Page 38

Document Set ID: 11249543
Version: 1, Version Date: 06/10/2022



Lot 70 Cutler Road, Jandakot
Bushfire Management Plan

- have low amounts of oils, waxes, and resins (which will often have a strong scent when crushed);
- do not produce or hold large amounts of fine dead material in their crowns; and/or
- will not become a weed in the area.

Refer to the WAPC Bushfire and Vegetation Fact Sheet for further information on clearing and vegetation management and APZ landscaping, design and plant selection reference material.





Lot 70 Cutler Road, Jandakot
Bushfire Management Plan


Appendix 3 Vehicular access technical standards of the Guidelines

Private driveways
<p>Acceptable solution A3.6</p> <p>There are no private driveway technical requirements where the private driveway is:</p> <ul style="list-style-type: none"> • within a lot serviced by reticulated water; • no greater than 70 metres in length between the most distant external part of the development site and the public road measured as a hose lay; and • accessed by a public road where the road speed limit is not greater than 70 km/h. <p>In circumstances where all of the above conditions are not met, or the private driveway is in a non-reticulated water area, the private driveway is to meet all the following requirements:</p> <ul style="list-style-type: none"> • requirements in Table 6, Column 4; • passing bays every 200 metres with a minimum length of 20 metres and a minimum additional trafficable width of two metres (i.e. the combined trafficable width of the passing bay and constructed private driveway to be a minimum six metres); and • turn-around area as shown in Figure 28 and within 30 metres of the habitable building.
<p>Explanatory note A3.6</p> <p>In areas serviced by reticulated water, where the road speed limit is not greater than 70 km/h, and where the distance from the public road to the further part of the habitable building is no greater than 70 metres, emergency service vehicles typically operate from the street frontage.</p> <p>In the event the habitable building cannot be reached by hose reel from the public road, then emergency service vehicles will need to gain access within the property. Emergency service vehicles will also need to gain access within the property, where access to reticulated water (fire hydrants) is not possible. In these situations, the driveway and battle-axe (if applicable) will need to be wide enough for access for an emergency service vehicle and a vehicle to evacuate.</p> <p>Turnaround areas should be available for both conventional two-wheel drive vehicles of residents and Type 3.4 fire appliances. Turn-around areas should be located within 30 metres of habitable buildings. Circular and loop driveway design may also be considered. Note that the design requirements for a turn-around area for a private driveway or battle-axe differ to a cul-de-sac.</p> <div style="text-align: center;"> </div> <p>Figure 28: Design requirements for a turn-around area for a private driveway or battle-axe</p>

20220715226ROWE-BMP-001_0

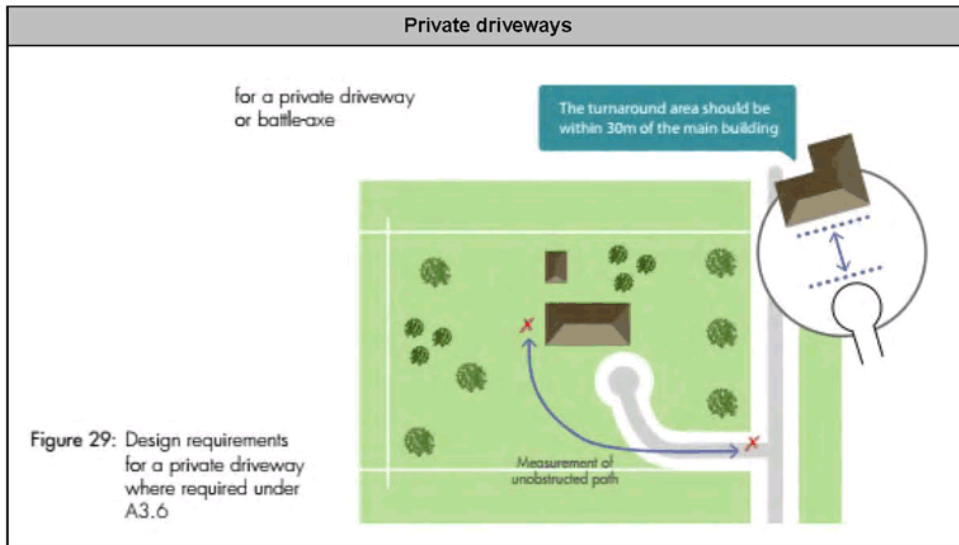
Document Set ID: 11249543

Version: 1, Version Date: 06/10/2022





Lot 70 Cutler Road, Jandakot
Bushfire Management Plan



Technical requirement	1	2	3	4
	Public road	Emergency access way ¹	Fire service access routes ¹	Battle-axe and private driveways ²
Minimum trafficable surface (m)	In accordance with A3.1	6	6	4
Minimum horizontal distance (m)	N/A	6	6	6
Minimum vertical clearance (m)	4.5			
Minimum weight capacity (t)	15			
Maximum grade unsealed road ³	As outlined in the IPWEA Subdivision Guidelines	1 in 10 (10%)		
Maximum grade sealed road ³		1 in 7 (14.3%)		
Maximum average grade sealed road		1 in 10 (10%)		
Minimum inner radius of road curves (m)		8.5		

Notes

¹ To have crossfalls between 3 and 6%

² Where driveways and battle-axe legs are not required to comply with the widths in A3.5 or A3.6, they are to comply with the Residential Design Codes and Development Control Policy 2.2 Residential Subdivision.

³ Dips must have no more than a 1 in 8 (12.5% -7.1 degree) entry and exit angle

20220715226ROWE-BMP-001_0

Document Set ID: 11249543

Version: 1 Version Date: 06/10/2022






Project: Proposed Recycling Centre
39 Cutler Road, Jandakot
Client: Remondis c/- Rowe Group
Author: P. Nguyen
Date: 3rd October 2022
Shawmac Document #: 2208005-TIS-001

CONSULTING CIVIL AND TRAFFIC ENGINEERS
1 ST. FLOOR, 908 ALBANY HIGHWAY, EAST VICTORIA PARK WA 6101.
PHONE|+61 8 9355 1300
EMAIL| admin@shawmac.com.au

Document Set ID: 11249543
Version: 1 Version Date: 06/10/2022



**ISO 9001 QUALITY
Certified System**





Document Status: Client Review

Version	Prepared By	Reviewed By	Approved By	Date
A	P. Nguyen	R. Needham	P. Nguyen	03/10/2022

Disclaimer

Although all care has been taken in the preparation of this document, Shawmac Pty Ltd and all parties associated with the preparation of this document disclaim any responsibility for any errors or omissions. Shawmac Pty Ltd reserves the right to amend or change this document at any time. This document does not constitute an invitation, agreement or contract (or any part thereof) of any kind whatsoever. Liability is expressly disclaimed by Shawmac Pty Ltd for any loss or damage which may be sustained by any person acting on this document.

© Shawmac Pty. Ltd. 2022 ABN 51 828 614 001


File Reference: Y:\Jobs Active 2022\T&T - Traffic & Parking\Rowe Group_39 Cutler Rd, Jandakot_TIS_2208005\3. Documents\3.2 Reports\Rowe Group_39 Cutler Rd, Jandakot_TIS_Rev A.docx





Contents

- 1. Introduction 1
 - 1.1. Proponent 1
 - 1.2. Site Location 1
- 2. Proposed Development..... 4
 - 2.1. Land Use..... 4
- 3. Traffic Management on Frontage Streets..... 6
 - 3.1. Road Network 6
 - 3.1.1. Existing Road Layout and Hierarchy 6
 - 3.2. Traffic Volumes 8
- 4. Vehicle Access and Parking..... 9
 - 4.1. Access Arrangement 9
 - 4.2. Sight Distance 10
 - 4.3. Car Parking 12
 - 4.3.1. Planning Scheme Requirements 12
 - 4.3.2. Parking Design 12
 - 4.4. Provision for Service Vehicles 13
- 5. Traffic Generation 14
- 6. Pedestrian and Cyclist Access 15
- 7. Public Transport Access 15
- 8. Site Specific Issues and Safety Issues..... 16
 - 8.1. Crash History 16
- 9. Conclusion 17
- Appendix A – Site Plan and Swept Path Sketches 18





Figures

Figure 1: Site Location..... 2

Figure 2: Aerial View (April 2022)..... 3

Figure 3: Site Plan..... 5

Figure 4: Existing Road Network Hierarchy..... 6

Figure 5: Existing Speed Limits..... 7

Figure 6: Cutler Road Traffic Volumes – Average Weekday..... 8

Figure 7: Austroads Typical Mid-Block Capacities for Urban Roads..... 8

Figure 8: AS2890.2 Sight Distance Requirements..... 10

Figure 9: Sight Distance Check – Western Access..... 11

Figure 10: Sight Distance Check – Eastern Access..... 11

Figure 11: Classification of Parking Facilities..... 12

Figure 12: Summary Crash History – January 2017 to December 2021..... 16

Tables

Table 1: Car Parking Calculation – LPS3..... 12

Table 2: AS2890.1 Car Parking Dimensions..... 13

Table 3: Proposed Development Vehicle Trip Generation..... 14





1. Introduction

1.1. Proponent

Shawmac has been engaged by Rowe Group, on behalf of Remondis, to prepare a Transport Impact Statement (TIS) for a proposed recycling centre in Jandakot.

This TIS has been prepared in accordance with the Western Australian Planning Commission (WAPC) *Transport Impact Assessment Guidelines Volume 4 – Individual Developments*. The assessment considers the following key matters:

- Details of the proposed development.
- Vehicle access and parking.
- Provision for service vehicles.
- Daily traffic volumes and vehicle types.
- Traffic management on frontage streets.
- Public transport access.
- Pedestrian access.
- Cycle access
- Site specific and safety issues.

1.2. Site Location

The site address 39 Cutler Road, Jandakot. The local authority is the City of Cockburn.

The general site location is shown in **Figure 1**. An aerial view of the existing site is shown in **Figure 2**.

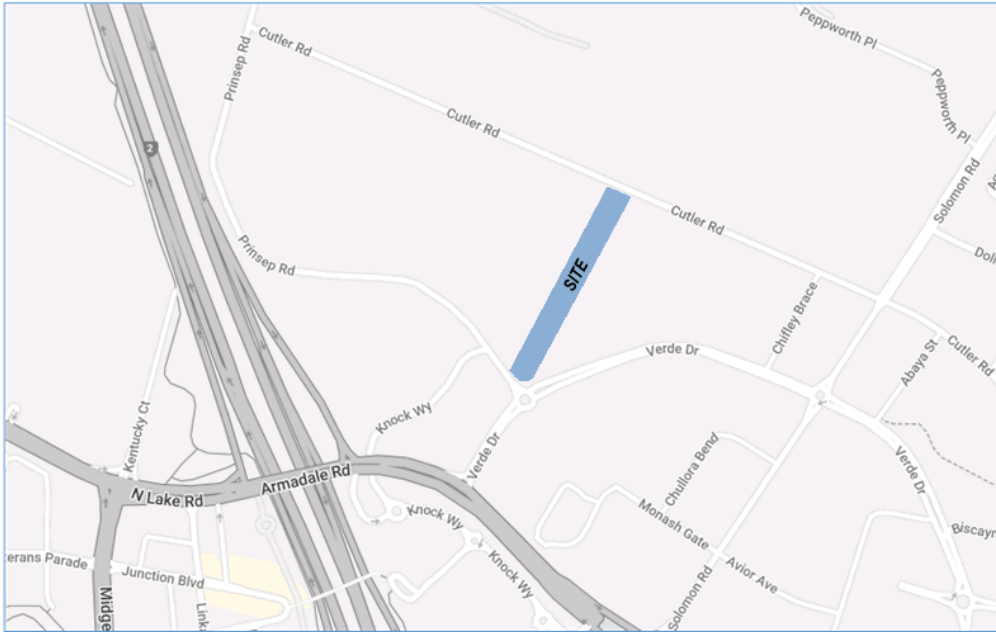


Figure 1: Site Location





Figure 2: Aerial View (April 2022)



2. Proposed Development

2.1. Land Use

The proposed development is a recycling centre which will process plastic and aluminium containers. The site will also be used to service and park commercial vehicles associated with the proposed operations.

There are currently two large buildings on the site and it is proposed to retain and use both buildings. The front building will be used for plastic processing and administration. The rear building will be used for Container Deposit Scheme (CDS) consolidation and for mechanics.

The following changes are proposed:

- Construction of a new above ground weighbridge under the canopy of the front building.
- Approximately 96 marked car bays and a fuel tank behind the rear building.
- Bin storage at the rear of the site.

The site plan is shown in **Figure 3** and attached as **Appendix A**.

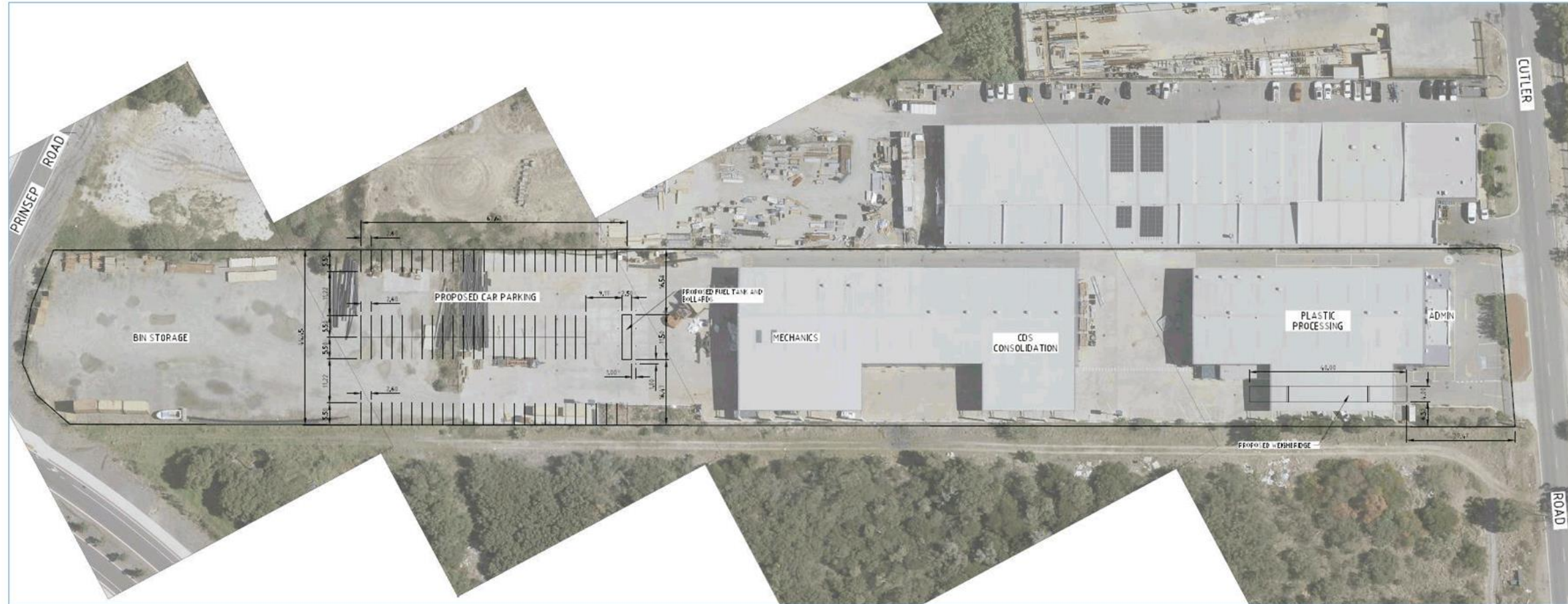


Figure 3: Site Plan



3. Traffic Management on Frontage Streets

3.1. Road Network

3.1.1. Existing Road Layout and Hierarchy

The layout and hierarchy of the existing local road network according to the Main Roads WA *Road Information Mapping System* is shown in **Figure 4**.

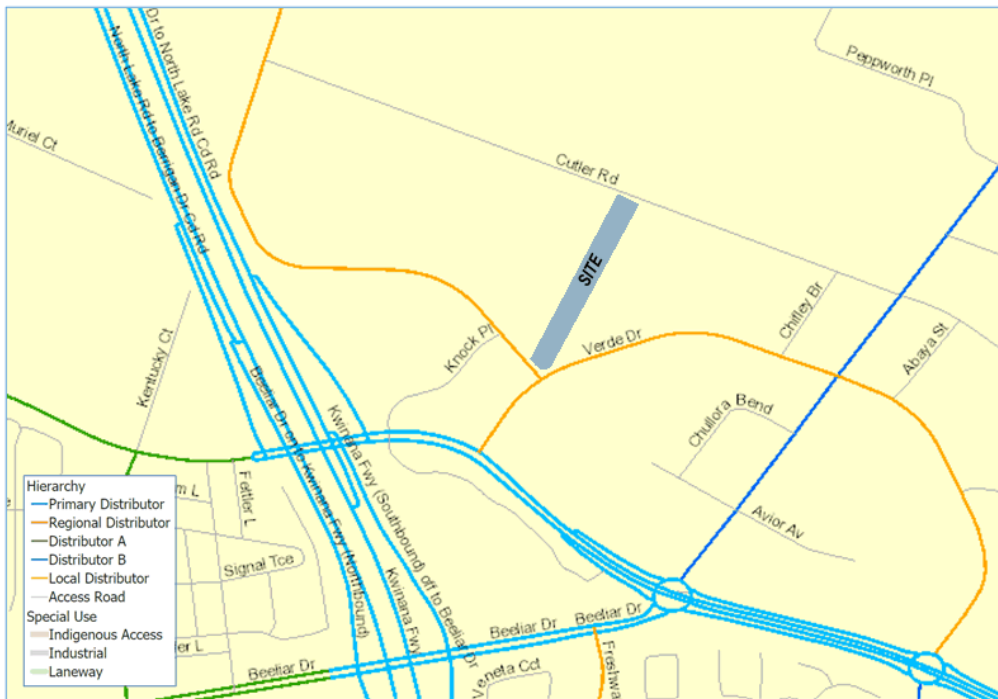


Figure 4: Existing Road Network Hierarchy

Cutler Road is currently a two-lane, single carriageway road.






4. Vehicle Access and Parking

4.1. Access Arrangement

It is proposed to retain the existing vehicle access arrangement which is via two existing crossover on Cutler Road. No vehicle access is proposed via Prinsep Road.

The client is proposing to allow two-way traffic throughout the site. It is noted that the driveway along the western boundary is too narrow for two way movements and so a clear traffic management procedure will need to be implemented to allow for two-way movements. Vehicle passing points could be established at the front of the site, in between the buildings and behind the rear building. Additional signage and pavement markings may be required to establish clear priority.





4.2. Sight Distance

Sight distance requirements from vehicle exit points for commercial vehicles and trucks are defined in Australian Standard AS2890.2:2018 *Parking facilities Part 2: Off-street commercial vehicle facilities* (AS2890.2).

The relevant extract from AS2890.2 are shown in **Figure 8**.

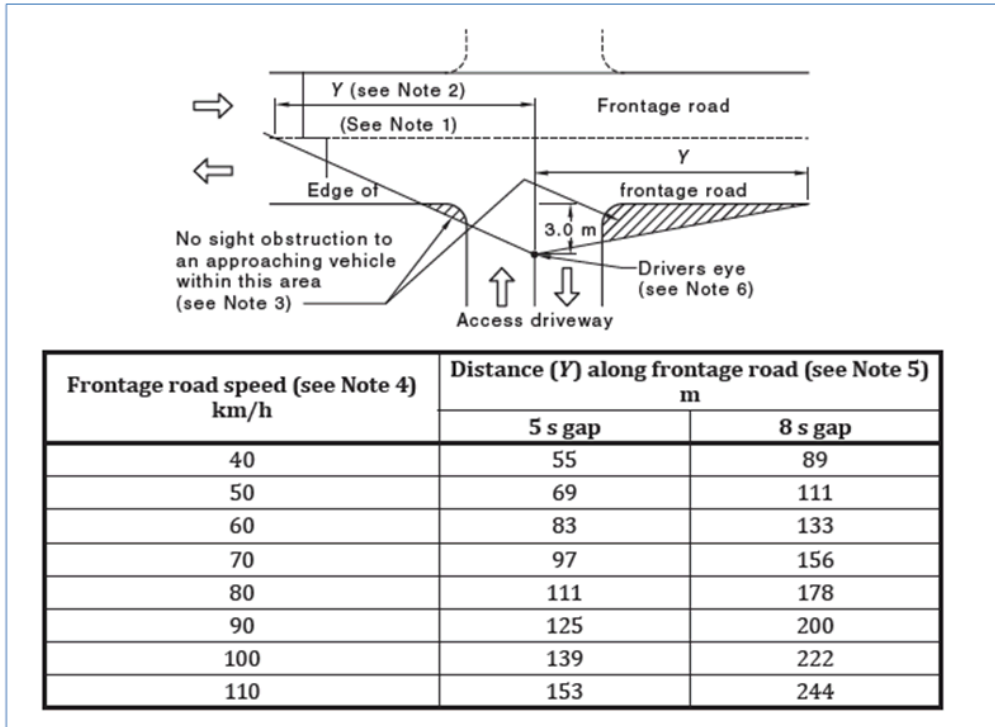


Figure 8: AS2890.2 Sight Distance Requirements

Based on the 60km/h speed limit along Cutler Road, the minimum required sight distance is 83m. The sight distance check is shown in **Figure 9** and **Figure 10**.



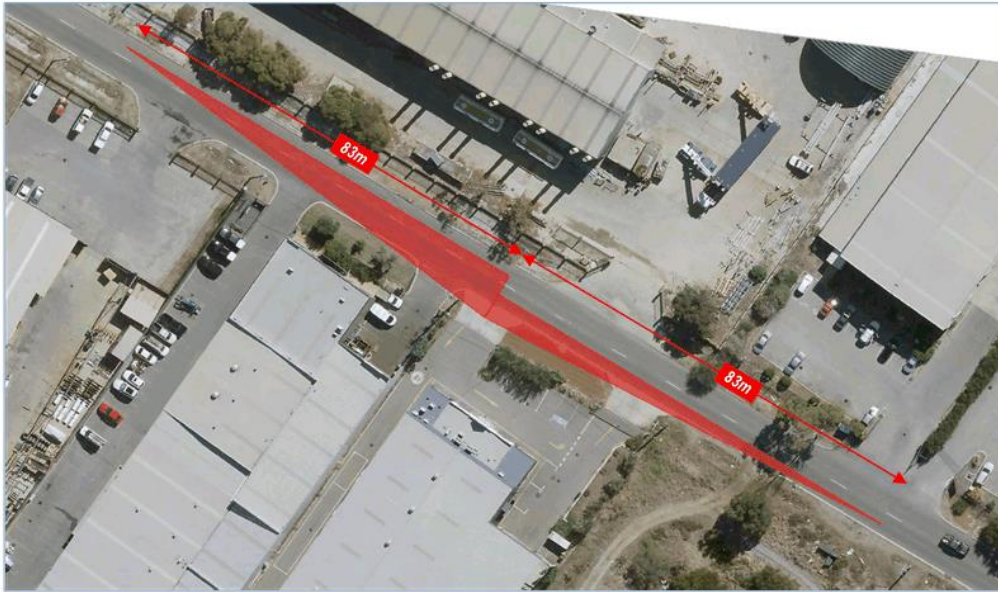


Figure 9: Sight Distance Check – Western Access




Figure 10: Sight Distance Check – Eastern Access

As shown, minimum sight distance is achieved in both directions at both crossovers.





4.3. Car Parking

4.3.1. Planning Scheme Requirements

The car parking requirements calculated in accordance with the City of Cockburn Local Planning Scheme No. 3 (LPS3) are outlined in **Table 1**. The total floorspace of the existing buildings has been estimated from the building approval plans provided by the client.

Table 1: Car Parking Calculation – LPS3

Land Use	Requirement	Quantum	Spaces Required
Industry General	1 space for every 50m ² GFA	3,330m ² floorspace	67

As above, the minimum parking requirement is calculated to be 67 spaces.

It is proposed to mark approximately 96 car parking bays behind the rear building which exceeds the minimum requirements. There are also existing parking bays at the front of the development and along the eastern boundary of the site.

Overall the proposed parking provision is considered to be adequate.

4.3.2. Parking Design

The parking layout will need to comply with the requirements of Australian Standard AS2890.1. The user class will depend on the purpose of the bay as detailed in **Figure 11**.

9 AS/NZS 2890.1:2004

TABLE 1.1
CLASSIFICATION OF OFF-STREET CAR PARKING FACILITIES

User class	Required door opening	Required aisle width	Examples of uses (Note 1)
1	Front door, first stop	Minimum for single manoeuvre entry and exit	Employee and commuter parking (generally, all-day parking)
1A	Front door, first stop	Three-point turn entry and exit into 90° parking spaces only, otherwise as for User Class 1	Residential, domestic and employee parking
2	Full opening, all doors	Minimum for single manoeuvre entry and exit	Long-term city and town centre parking, sports facilities, entertainment centres, hotels, motels, airport visitors (generally medium-term parking)
3	Full opening, all doors	Minimum for single manoeuvre entry and exit	Short-term city and town centre parking, parking stations, hospital and medical centres
3A	Full opening, all doors	Additional allowance above minimum single manoeuvre width to facilitate entry and exit	Short term, high turnover parking at shopping centres
4	Size requirements are specified in AS/NZS 2890.6 (Note 2)		Parking for people with disabilities

Figure 11: Classification of Parking Facilities





Staff parking (long-term parking) would be classified as User Class 1. Customer and visitor parking (medium-term parking) would most likely be classified as User Class 2. The key parking design requirements are detailed in **Table 2**. For simplicity, it may be ideal to use the Class 2 dimensions for all bays.

Table 2: AS2890.1 Car Parking Dimensions

Dimension	Requirement
90 degree parking – Class 1 – Long Term Parking (Staff)	
Car Bay Width	2.4m
Car Bay Length	5.4m
Parking Aisle Width	5.8m
90 degree parking – Class 2 – Medium Term Parking (Customers and Visitors)	
Car Bay Width	2.5m
Car Bay Length	5.4m
Parking Aisle Width	5.8m

All proposed new on-site bays are 2.6m wide and 5.5m long and the aisles are over 11m wide which exceeds the minimum dimensions of AS2890.1 for both User Class 1 and 2 bays.


4.4. Provision for Service Vehicles

It is understood that the largest vehicle proposed to access the site is a 19m semi-trailer. A vehicle swept path analysis has been undertaken in Autodesk Vehicle Tracking using the Australian Standard 19m Articulated Vehicle (AV) template. An assessment has also been undertaken using the Australian Standard 12.5m Heavy Rigid Vehicle (HRV) template to check for manoeuvrability through the site access and around the fuel tank.

The swept path sketches are attached as **Appendix A**. These demonstrate that the existing site will accommodate the movement of these vehicles in a satisfactory manner. It is noted that the following movement restrictions will need to apply due to geometry constraints of the crossover and road:

- 19m semi-trailers can only enter the site by turning right into the western crossover. Semi-trailers can then exit from either crossover by turning right only.
- 12.5m HRVs can enter either crossover from any direction but can only turn right out of the site from either crossover.

The client has advised that the above conditions are manageable.





5. Traffic Generation

The volume of traffic generated by the proposed development has been estimated using trip generation rates from the Institute of Transportation Engineers (ITE) *Trip Generation*. The closest land use for the site is determined to be *General Light Industrial*.

The traffic generation is detailed in **Table 3**.

Table 3: Proposed Development Vehicle Trip Generation

Land Use	Units	Quantity	Generation Rate			Number of Trips		
			Daily	AM Peak	PM Peak	Daily	AM Peak	PM Peak
General Light Industrial	100m ² GFA	33.3	5.24	0.80	0.70	174	27	23

As shown above, the development is estimated to generate 174 daily vehicle trips, including 27 during the AM peak hour and 23 vehicle trips during the PM peak hour.

According to the WAPC TIA guidelines, an increase of between 10 to 100 peak hour vehicles is considered to have a low impact and is generally accepted as being acceptable without requiring detailed capacity analysis. The estimated 23 to 27 vehicles per hour is at the lower end of this range and so the development traffic is considered to have a low impact and can be accommodated within the existing capacity of the road network.

As mentioned previously, the existing peak hour traffic flows on the adjacent road network are low and there would be sufficient spare capacity to accommodate the additional traffic estimated above.

It is also noted that this site is an existing development and so the net increase is likely to be lower than calculated above.





6. Pedestrian and Cyclist Access


There is no existing path infrastructure along Cutler Road. The closest existing paths are along Solomon Road, Verde Drive and Prinsep Road. Cyclists are permitted to ride on the road where it is safe to do so.

Based on the proposed land use, the demand for pedestrian and cycle access will be minimal and so the provision of new paths is not considered warranted by the development.

7. Public Transport Access

There are no existing public transport services within 1km walking distance of the site.

The demand for public transport is also likely to be minimal based on the proposed uses and so the provision of new services is not considered warranted by the development.





8. Site Specific Issues and Safety Issues

8.1. Crash History

The crash history of the adjacent road network was obtained from the MRWA Reporting Centre. The search included the length of Cutler Road between Prinsep Road and Chifley Brace. A summary of the crashes recorded over the five year period from January 2017 to December 2021 is shown in **Figure 12**.



Figure 12: Summary Crash History – January 2017 to December 2021

The number of recorded crashes is low and does not appear to indicate any major safety issue on the road network.

The proposed development itself will only generate a low level of additional traffic and there is no indication that the development would increase the risk of crashes unacceptably.





9. Conclusion

This Transport Impact Statement for the proposed recycling centre at 39 Cutler Road in Jandakot concluded the following:

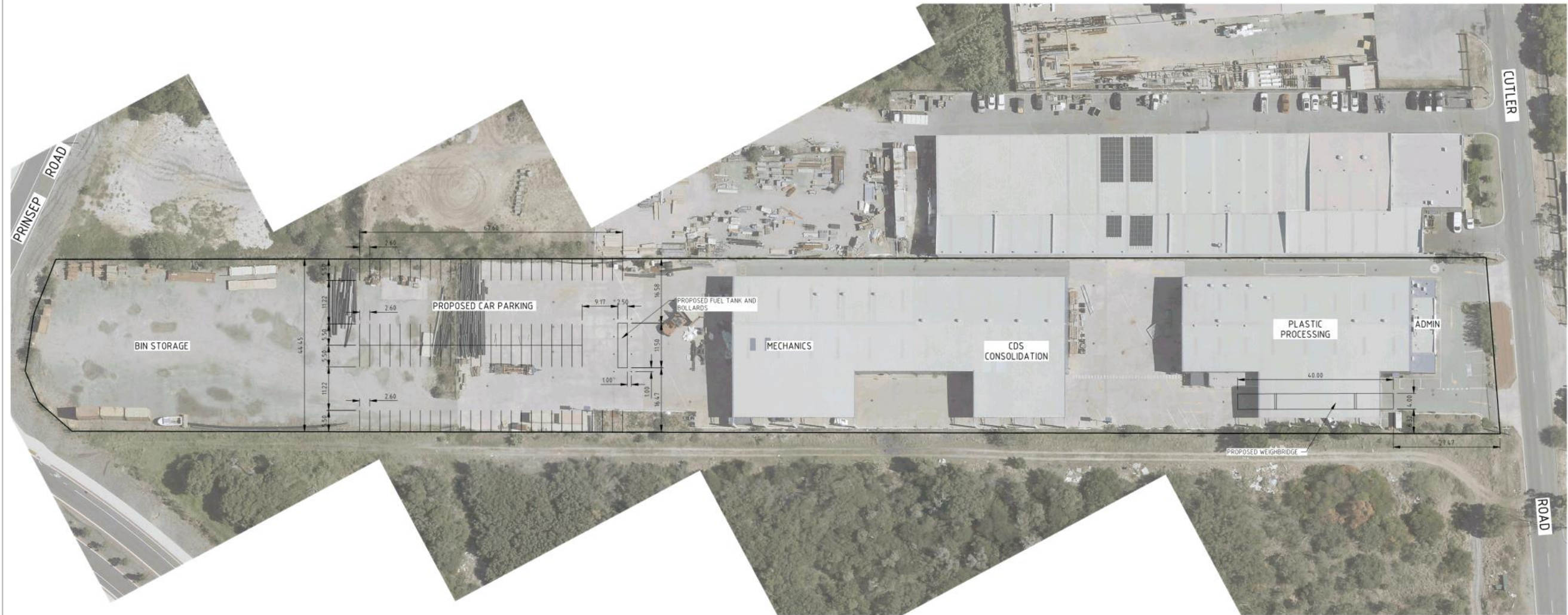
- The proposed development is predicted to generate approximately 174 daily vehicle trips, including 27 during the AM peak hour and 23 vehicle trips during the PM peak hour. This volume of traffic is low and can be accommodated within the existing capacity of the road network with no modifications required.
- It is noted that the driveway along the western boundary is too narrow for two way movements and so a clear traffic management procedure will need to be implemented to allow for two-way movements. Vehicle passing points could be established at the front of the site, in between the buildings and behind the rear building. Additional signage and pavement markings may be required to establish clear priority.
- The minimum sight distance requirement of AS2890.1 is achieved in both directions at both existing crossovers.
- All proposed new car parking bays are 2.6m wide and 5.5m long and the aisles are over 11m wide which exceeds the minimum dimensions of AS2890.1 for both User Class 1 and 2 bays.
- The proposed parking provision exceeds the minimum requirements calculated according to the City's Local Planning Scheme and is therefore considered to be adequate.
- A vehicle swept path analysis demonstrates that the existing site will accommodate the movement of these expected heavy vehicles in a satisfactory manner. It is noted that the following movement restrictions will need to apply:
 - 19m semi-trailers can only enter the site by turning right into the western crossover. Semi-trailers can then exit from either crossover by turning right only.
 - 12.5m HRVs can enter either crossover from any direction but can only turn right out of the site from either crossover.
- The crash history along the adjacent section of Cutler Road is low and does not appear to indicate any major safety issue. The proposed development itself will only generate a low level of additional traffic and there is no indication that the development would increase the risk of crashes unacceptably.
- There are no paths along Cutler Road. Based on the proposed land use, the demand for pedestrian and cycle access will be minimal and so the provision of new paths is not considered warranted by the development.
- The demand for public transport is likely to be minimal based on the proposed uses and so the provision of new services is not considered warranted by the development.



Appendix A – Site Plan and Swept Path Sketches



- NOTES:**
1. ALL DIMENSIONS SHOWN ARE IN METRES UNLESS NOTED OTHERWISE
 2. IT IS THE RESPONSIBILITY OF THE CONTRACTOR TO LOCATE ALL UNDERGROUND SERVICES PRIOR TO COMMENCEMENT OF CONSTRUCTION



PLAN
1500



LEGEND

- EXISTING CADASTRAL BOUNDARY
- PROPOSED LINEMARKING

<table border="1"> <tr> <td>REV</td> <td>DATE</td> <td>REVISION DESCRIPTION</td> <td>CHK</td> <td>APP</td> <td>DRG No</td> <td>REFERENCE DRAWING TITLE</td> </tr> <tr> <td>B</td> <td>29/09/22</td> <td>SITE LABELS ADDED</td> <td>PN</td> <td>PN</td> <td></td> <td></td> </tr> <tr> <td>A</td> <td>28/09/22</td> <td>ISSUED FOR CLIENT REVIEW</td> <td>PN</td> <td>PN</td> <td></td> <td></td> </tr> </table>				REV	DATE	REVISION DESCRIPTION	CHK	APP	DRG No	REFERENCE DRAWING TITLE	B	29/09/22	SITE LABELS ADDED	PN	PN			A	28/09/22	ISSUED FOR CLIENT REVIEW	PN	PN			<p>CLIENT</p>		<p>SCALE @A1</p> <p>HORIZ: 1500</p> <p>VERT: 1500</p> <p>PROJ DATUM</p> <p>HORIZONTAL: N/A</p> <p>VERTICAL: N/A</p> <p>LOCAL AUTHORITY</p> <p>CITY OF COCKBURN</p>		<div style="border: 2px solid red; padding: 5px; display: inline-block;">INFORMATION ONLY</div>		<p>PROJECT INFORMATION</p> <p>DESIGNED BY: PN</p> <p>DRAWN BY: JG</p> <p>PROJECT No: 2208005</p> <p>PROJ MANAGER: PN</p>		<p>REMUNDIS PTY LTD</p> <p>PROPOSED RECYCLING CENTRE</p> <p>GENERAL ARRANGEMENT</p> <p>DRAWING NUMBER: 2208005-201</p> <p>REV: B</p>	
REV	DATE	REVISION DESCRIPTION	CHK	APP	DRG No	REFERENCE DRAWING TITLE																												
B	29/09/22	SITE LABELS ADDED	PN	PN																														
A	28/09/22	ISSUED FOR CLIENT REVIEW	PN	PN																														

FILE PATH: Y:\Info Active 2022\T&T - Traffic & Parking\New Group_28 Cutler Rd, Jandakot_FT_2208005\Drawings\2208005-201

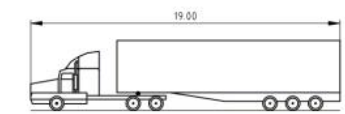
document Set ID: 11249543

LAST SAVED BY: jgencatx DATE: 29 September 2022 8:45 AM

- NOTES:**
1. ALL DIMENSIONS SHOWN ARE IN METRES UNLESS NOTED OTHERWISE
 2. IT IS THE RESPONSIBILITY OF THE CONTRACTOR TO LOCATE ALL UNDERGROUND SERVICES PRIOR TO COMMENCEMENT OF CONSTRUCTION



PLAN
1500



AV-ARTICULATED VEHICLE

OVERALL LENGTH	19.00m
OVERALL WIDTH	2.500m
OVERALL BODY HEIGHT	4.30m
MIN BODY GROUND CLEARANCE	0.418m
TRACK WIDTH	2.500m
LOCK-TO-LOCK TIME	6.00s
CURB TO CURB TURNING RADIUS	12.500m

LEGEND

- EXISTING CADASTRAL
- PAVEMENT MARKING
- ARTICULATED VEHICLE 19.0m TURN MOVEMENTS

<table border="1"> <tr> <td>REV</td> <td>DATE</td> <td>ISSUED FOR CLIENT REVIEW</td> <td>PN</td> <td>PN</td> <td>DRG No</td> <td>REFERENCE DRAWING TITLE</td> </tr> <tr> <td>A</td> <td>28/09/22</td> <td>ISSUED FOR CLIENT REVIEW</td> <td>PN</td> <td>PN</td> <td></td> <td></td> </tr> </table>				REV	DATE	ISSUED FOR CLIENT REVIEW	PN	PN	DRG No	REFERENCE DRAWING TITLE	A	28/09/22	ISSUED FOR CLIENT REVIEW	PN	PN			<p>CLIENT</p> <p>WORKING FOR THE FUTURE</p>	<p>SCALE @A1</p> <p>HORIZ: 1500</p> <p>VERT:</p> <p>PROJ DATUM</p> <p>HORIZONTAL: N/A</p> <p>VERTICAL: N/A</p> <p>LOCAL AUTHORITY</p> <p>CITY OF COCKBURN</p>	<div style="border: 2px solid red; padding: 5px; display: inline-block; color: red; font-weight: bold;">INFORMATION ONLY</div>	<p>PROJECT INFORMATION</p> <p>DESIGNED BY: PN</p> <p>DRAWN BY: JG</p> <p>PROJECT No: 2208005</p> <p>PROJ. MANAGER: PN</p>	<p>REMONDIS PTY LTD</p> <p>PROPOSED RECYCLING CENTRE</p> <p>ARTICULATED VEHICLE TURNING TEMPLATES</p> <p>SHEET 1 OF 2</p> <p>DRAWING NUMBER: 2208005-901</p> <p>REV: A</p>
REV	DATE	ISSUED FOR CLIENT REVIEW	PN	PN	DRG No	REFERENCE DRAWING TITLE																
A	28/09/22	ISSUED FOR CLIENT REVIEW	PN	PN																		

FILE PATH: \\1150ax-cv1\NewData\Jobs Active 2022\T&T - Traffic & Parking\Reve Group_09 Cutler Rd. Landcat_TB_2208005-1- Drawings\2208005-901

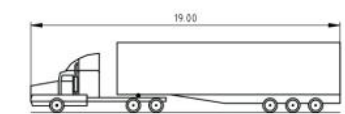
LAST SAVED BY: jpencaze DATE: 28 September 2022 2:31 PM

document Set ID: 113495643

SCALE 1500
A 1

NOTES:

1. ALL DIMENSIONS SHOWN ARE IN METRES UNLESS NOTED OTHERWISE
2. IT IS THE RESPONSIBILITY OF THE CONTRACTOR TO LOCATE ALL UNDERGROUND SERVICES PRIOR TO COMMENCEMENT OF CONSTRUCTION



AV-ARTICULATED VEHICLE

OVERALL LENGTH	19.00m
OVERALL WIDTH	2.580m
OVERALL BODY HEIGHT	4.30m
MIN BODY GROUND CLEARANCE	0.418m
TRACK WIDTH	2.500m
LOCK-TO-LOCK TIME	6.00s
CURB TO CURB TURNING RADIUS	12.500m

LEGEND

- EXISTING CADASTRAL
- PAVEMENT MARKING
- ARTICULATED VEHICLE 19.0m TURN MOVEMENTS

PLAN
1:250

REV	DATE	ISSUED FOR CLIENT REVIEW	REVISION DESCRIPTION	PN	PN	DRG No	REFERENCE DRAWING TITLE
A	28/09/22	ISSUED FOR CLIENT REVIEW		PN	PN		

CLIENT



SCALE @A1
HORIZ: 1:250
VERT:
PROJ DATUM
HORIZONTAL: N/A
VERTICAL: N/A
LOCAL AUTHORITY
CITY OF COCKBURN



INFORMATION ONLY

PROJECT INFORMATION

DESIGNED BY:	PN
DRAWN BY:	JG
PROJECT No:	2208005
PROJ. MANAGER:	PN

REMONDIS PTY LTD
PROPOSED RECYCLING CENTRE
ARTICULATED VEHICLE TURNING TEMPLATES
SHEET 2 OF 2

DRAWING NUMBER:	2208005-902	REV:	A
-----------------	-------------	------	---

LAST SAVED BY: jgencat DATE: 28 September 2022 2:51 PM

- NOTES:**
1. ALL DIMENSIONS SHOWN ARE IN METRES UNLESS NOTED OTHERWISE
 2. IT IS THE RESPONSIBILITY OF THE CONTRACTOR TO LOCATE ALL UNDERGROUND SERVICES PRIOR TO COMMENCEMENT OF CONSTRUCTION
 3. (BLOCK EDIT FOR ALL ADDITIONAL NOTES WHERE NOTES WILL BE USED OVER MULTIPLE DRAWINGS IN THE SAME FILE. EXPLODE THIS BLOCK TO EDIT AND/OR ADD ADDITIONAL NOTES IF THIS FILE ONLY CONTAINS ONE DRAWING)



PLAN
1500



HRV-HEAVY RIGID VEHICLE	
OVERALL LENGTH	12.50m
OVERALL WIDTH	2.500m
OVERALL BODY HEIGHT	4.300m
MIN BODY GROUND CLEARANCE	0.41m
TRACK WIDTH	2.500m
LOCK-TO-LOCK TIME	6.00s
KERB TO KERB TURNING RADIUS	12.500m

LEGEND

- EXISTING CADASTRAL
- PAVEMENT MARKING
- HEAVY RIGID VEHICLE 19.0m LEFT TURN MOVEMENTS
- HEAVY RIGID VEHICLE 19.0m RIGHT TURN MOVEMENTS

SCALE 1500
A 1

<table border="1"> <thead> <tr> <th>REV</th> <th>DATE</th> <th>ISSUED FOR CLIENT REVIEW</th> <th>REVISION DESCRIPTION</th> <th>PN</th> <th>PN</th> <th>DRG No</th> <th>REFERENCE DRAWING TITLE</th> </tr> </thead> <tbody> <tr> <td>A</td> <td>28/09/22</td> <td>ISSUED FOR CLIENT REVIEW</td> <td></td> <td></td> <td></td> <td></td> <td></td> </tr> </tbody> </table>				REV	DATE	ISSUED FOR CLIENT REVIEW	REVISION DESCRIPTION	PN	PN	DRG No	REFERENCE DRAWING TITLE	A	28/09/22	ISSUED FOR CLIENT REVIEW						<p>CLIENT</p> <p>WORKING FOR THE FUTURE</p>		<p>SCALE @A1</p> <p>HORIZ: 1500</p> <p>VERT: 1500</p> <p>PROJ DATUM</p> <p>HORIZONTAL: N/A</p> <p>VERTICAL: N/A</p> <p>LOCAL AUTHORITY</p> <p>CITY OF COCKBURN</p>		<div style="border: 2px solid red; padding: 5px; display: inline-block; color: red; font-weight: bold;">INFORMATION ONLY</div>		<p>PROJECT INFORMATION</p> <p>DESIGNED BY: PN</p> <p>DRAWN BY: JG</p> <p>PROJECT No: 2208005</p> <p>PROJ MANAGER: PN</p>		<p>REMONDIS PTY LTD</p> <p>PROPOSED RECYCLING CENTRE</p> <p>HEAVY RIGID VEHICLE TURNING TEMPLATES</p> <p>SHEET 1 OF 2</p> <p>DRAWING NUMBER: 2208005-903</p> <p>REV: A</p>	
REV	DATE	ISSUED FOR CLIENT REVIEW	REVISION DESCRIPTION	PN	PN	DRG No	REFERENCE DRAWING TITLE																						
A	28/09/22	ISSUED FOR CLIENT REVIEW																											

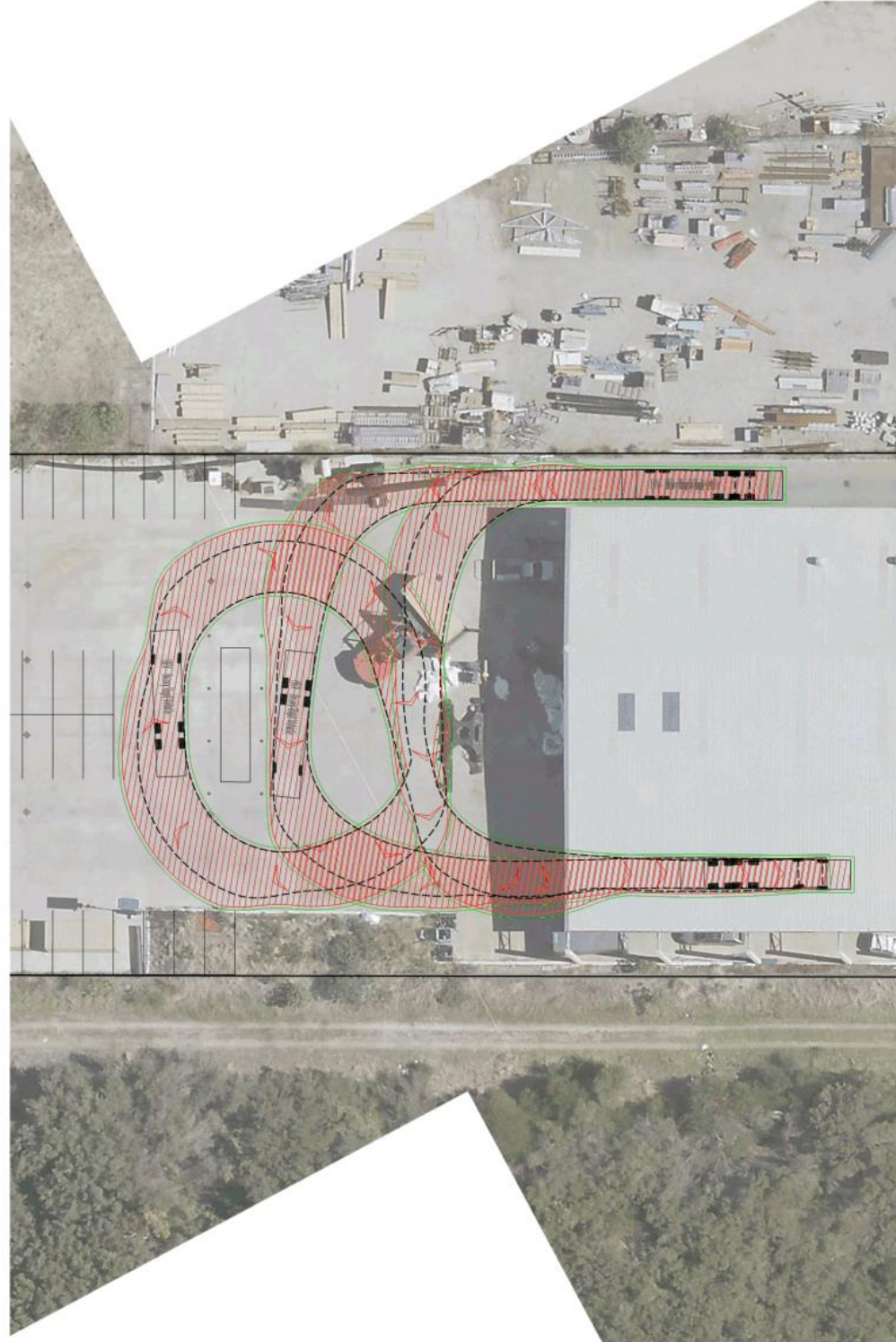
FILE PATH: \\1101ax-cv1\NewData\Jobs Active 2022\T&T - Traffic & Parking\Reve Group_09 Cutler Rd, Landmat_TB_2208005\Drawings\2208005-903

document Set ID: 11245643

LAST SAVED BY: jpencaze DATE: 28 September 2022 2:51 PM

NOTES:

1. ALL DIMENSIONS SHOWN ARE IN METRES UNLESS NOTED OTHERWISE
2. IT IS THE RESPONSIBILITY OF THE CONTRACTOR TO LOCATE ALL UNDERGROUND SERVICES PRIOR TO COMMENCEMENT OF CONSTRUCTION
3. (BLOCK EDIT FOR ALL ADDITIONAL NOTES WHERE NOTES WILL BE USED OVER MULTIPLE DRAWINGS IN THE SAME FILE. EXPLODE THIS BLOCK TO EDIT AND/OR ADD ADDITIONAL NOTES IF THIS FILE ONLY CONTAINS ONE DRAWING)



PLAN
1:250



PLAN
1:250



HRV-HEAVY RIGID VEHICLE	
OVERALL LENGTH	12.50m
OVERALL WIDTH	2.500m
OVERALL BODY HEIGHT	4.300m
MIN BODY GROUND CLEARANCE	0.417m
TRACK WIDTH	2.500m
LOCK-TO-LOCK TIME	6.00s
KERB TO KERB TURNING RADIUS	12.500m

LEGEND

- EXISTING CADASTRAL
- PAVEMENT MARKING
- HEAVY RIGID VEHICLE 19.0m LEFT TURN MOVEMENTS
- HEAVY RIGID VEHICLE 19.0m RIGHT TURN MOVEMENTS



REV	DATE	ISSUED FOR CLIENT REVIEW	REVISION DESCRIPTION	PN	PN	DRG No	REFERENCE DRAWING TITLE
A	28/09/22	ISSUED FOR CLIENT REVIEW		PN	PN		

CLIENT



SCALE @A1
HORIZ: 1:250
VERT:
PROJ DATUM
HORIZONTAL: N/A
VERTICAL: N/A
LOCAL AUTHORITY
CITY OF COCKBURN



INFORMATION ONLY

PROJECT INFORMATION	
DESIGNED BY:	PN
DRAWN BY:	JG
PROJECT No:	2208005
PROJECT MANAGER:	PN

REMUNDIS PTY LTD
PROPOSED RECYCLING CENTRE
HEAVY RIGID VEHICLE TURNING TEMPLATES
SHEET 2 OF 2

DRAWING NUMBER:	2208005-904
REV:	A

LAST SAVED BY: jgencatx DATE: 28 September 2022 2:31 PM



Government of **Western Australia**
Department of **Water and Environmental Regulation**

Your ref: DA22/0750
Our ref: PA52695, DWERT1207
Enquiries: Mark Hingston, Ph: 9550 4209

City of Cockburn
PO Box 1215
Bibra Lake DC WA 6965

Attention: Andre Pinto

Dear Andre

RE: Lot 70 Cutler Road, Jandakot – container deposit scheme recycling facility

Thank you for providing the abovementioned development application received on 10 November 2022 for the Department of Water and Environmental Regulation (the Department) to consider.

The Department has identified that the proposed development has the potential for impacts on water resource values and/or management. While the Department does not object to the proposal key issues and advice are provided below and these matters should be addressed.

Issue

Jandakot Underground Water Pollution Control Area

Recommendation

The proposal is partly located within a Priority 3 (P3) area of the Jandakot Underground Water Pollution Control Area (UWPCA). P3 areas are defined and managed to maintain the quality of the drinking water source for as long as possible with the objective of risk management. The P3 areas occur within Public Drinking Water Source Areas (PDWSA) where land is zoned for urban and commercial or light industrial uses. The recycling facility can be described as light industry and is therefore acceptable in a P3 area.

Issue

Fuel Storage

Advice

Given the proximity of the proposed fuel storage area to the PDWSA the Department recommends that consistent with the Department's Water quality protection note 56; *Tanks for fuel and chemical storage near sensitive water resources* (December 2018)

Kwinana Peel Region

107 Breakwater Parade Mandurah Ocean Marina Mandurah Western Australia 6210

PO Box 332 Mandurah Western Australia 6210

Telephone: 08 9550 4222 Facsimile: 08 9581 4560

www.dwer.wa.gov.au

Document Set ID: 11304650
Version: 1, Version Date: 30/11/2022

- An adequate containment system or bunding must prevent the escape of contaminants into the environment
- A spill prevention kit should be readily accessible at all times.

Issue

Stormwater management

Advice

Regarding the proposed car park the proponent should manage stormwater runoff in accordance with the '*Decision process for stormwater management in WA (DoW 2016)*' and the '*Stormwater Management Manual for Western Australia (DoW 2004–2007)*'. The Department recommends the first 15 mm of stormwater runoff from hardstands and the proposed carpark areas be designed to undergo water quality treatment via biofiltration.

Issue

Industrial Regulation

Advice

Based on the information provided, the proposed operations will cause the premises to be considered a prescribed premise as per Schedule 1 of the *Environmental Protection Regulations 1987* for the following categories:

Category	Category description	Production or design capacity
61A	Solid waste facility: premises (other than premises within category 67A) on which solid waste produced on other premises is stored, reprocessed, treated or discharged onto land.	1,000 tonnes or more per year.

The *Environmental Protection Act 1986* requires a works approval to be obtained before constructing a prescribed premises and makes it an offence to cause an emission or discharge unless a licence or registration (for operation) is held for the premises.

DWER has not received an application for a works approval or licence for this premises to date. As such, DWER recommends that the applicant lodge an application for a works approval (or licence) with DWER.

The applicant is advised to refer to the information and Guideline: Industry Regulation Guide to Licensing available at <http://www.der.wa.gov.au/our-work/licences-and-works-approvals> and / or if they have queries relating to works approvals and licences to [contact DWER at info@dwer.wa.gov.au](mailto:info@dwer.wa.gov.au) or 6364 7000 for information on the application for a works approval.

The application will also need to demonstrate compliance with the general provisions of the EP Act and all relevant regulations e.g. *Environmental Protection (Noise) Regulations 1997*.

Please note that this advice is provided based on information provided. Should this information change, the works approval and/or licensing requirements may also change. Applicants are encouraged to contact DWER at the above contact details to clarify requirements, should there be changes to information.

In the event that the applicant determines that a works approval or licence application is required under Part V of the *Environmental Protection Act 1986* (EP Act), the advice provided in this communication does not prejudice and must not be considered to infer the outcome of the EP Act licence and works approval process.

In the event there are modifications to the proposal that may have implications on aspects of environment and/or water management, the Department should be notified to enable the implications to be assessed.

If you have any queries relating to the above matter, please contact Mark Hingston at the Department's Mandurah office on 9550 4209.

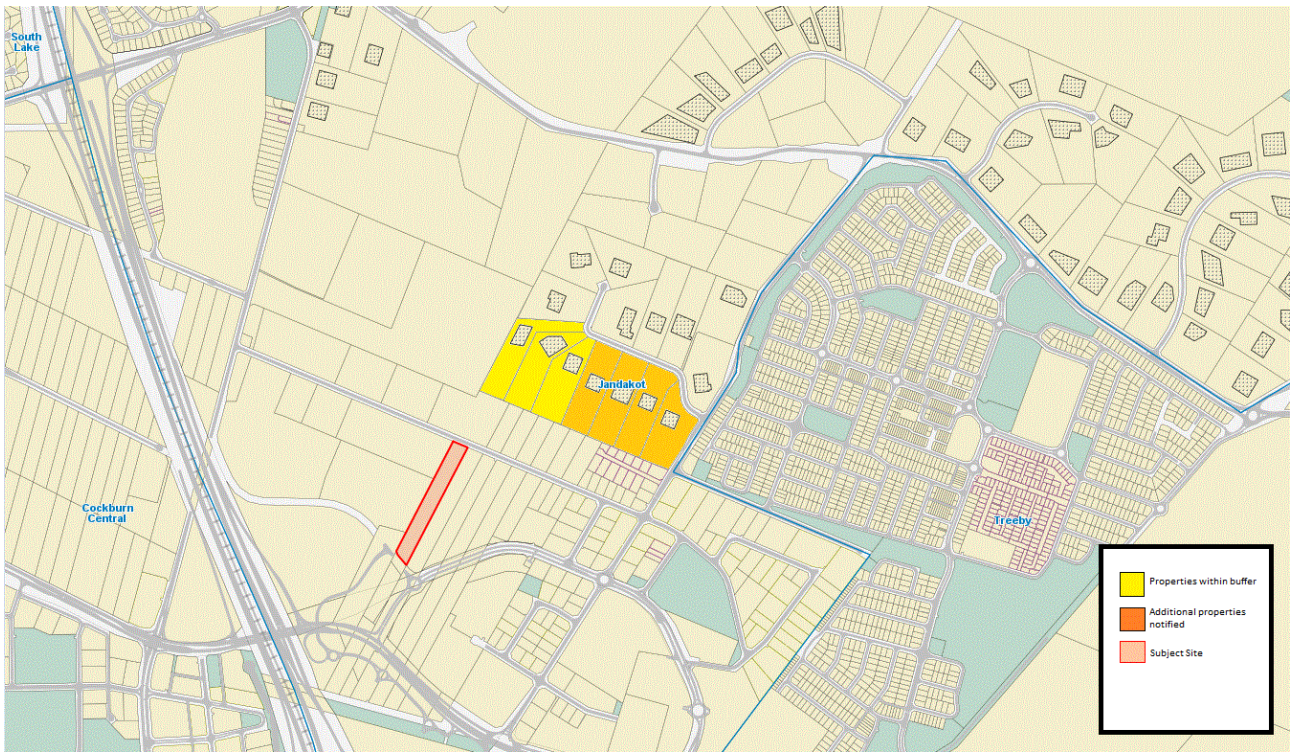
Yours sincerely



Brett Dunn
Manager – Planning Advice
Kwinana Peel Region

30 / 11 / 2022





14.1.4 (2023/MINUTE NO 0007) Cockburn Sound Reef Forestation

Responsible Executive	Chief of Built and Natural Environment
Author	Head of Sustainability and Environment
Attachments	N/A

Recommendation/Council Decision

MOVED Cr C Reeve-Fowkes SECONDED Cr M Separovich
That Council:

- (1) RECIEVES the Report; and
- (2) ALLOCATES \$25,000 in the 2023-2024 budget to undertake a coral forestation feasibility study for Cockburn managed waters.

CARRIED 10/0**Background**

Deputy Mayor Widenbar submitted the following Notice of Motion on 27 October 2022:

That Council investigate a reef forestation project in Cockburn Sound, to determine costing and suppliers for a pilot program to be implemented.

As a result of the notice of motion, a report was prepared and tabled at the 10 November 2022 OCM.

A summary of the report is below:

Cockburn Sound is generally considered to be the area south of the line from Woodman Point to the northern tip of Garden Island.

Owen Anchorage is to the north.

The City's jurisdiction for management of the marine environment does not extend past its boundary.

The area outside the local government boundaries or below the low water mark is the responsibility of the State Government.

The Coogee Maritime Trail and artificial Fringing Reef lie within waters managed by the City.

Coral species do exist within Cockburn Sound and Owen Anchorage, in isolated colonies.

There are at least 17 species of coral in the Sound with patchy distribution occurring mostly in the shallows less than 10m deep.

Some corals have begun to establish on the artificial reef modules within the Coogee Maritime Trail and along the breakwaters of Port Coogee.

It is believed this is a natural process and more corals will establish as the ocean warms due to climate change.



Before committing to a project to establish corals within Cockburn Sound or on our own artificial reefs, it is strongly recommended that a feasibility study is first undertaken.

The feasibility study would consider the suitability of the potential donor sites, recipient sites, suitability of the available coral species and consider survivability, predation, water clarity and changing environmental conditions.

The study should be undertaken by experts in the field such as the Australian Institute of Marine Science (AIMS).

At the 10 November OCM Council resolved to:

1. RECEIVES the report;
2. INSTRUCTS the City to investigate the costs involved in undertaking a study to determine the feasibility of coral reforestation in coastal waters managed by the City, with a view to considering a pilot project if the feasibility study demonstrates that coral reforestation is viable and beneficial.

Submission

N/A

Report

A feasibility study into coral forestation would consider the suitability of the potential donor sites, recipient sites, suitability of the available coral species and consider survivability, predation, water clarity and changing environmental conditions.

Previously, City staff contacted the Australian Institute of Marine Science (AIMS) to obtain some background in relation to corals in Cockburn Sound.

AIMS provided much of the information about corals that was contained in the 10 November 2022 Ordinary Council Meeting report which is summarised above.

AIMS recommended that a feasibility study be undertaken prior to any investment in coral forestation.

AIMS indicated they may have the potential to undertake a feasibility study but would need time to investigate what this would involve and an estimated cost.

Based on the 10 November 2022 Ordinary Council Meeting decision, AIMS were approached again to determine if they could undertake a feasibility study and at what cost.

AIMS have subsequently indicated that they are unable to supply a cost and outline for a feasibility study at this time, as they did not have staff available to undertake the work due to existing commitments.



AIMS also mentioned that it would be quite a challenge and potentially quite costly to do the study well.

The City approached a number of other companies with expertise in coral reef restoration to provide an outline and informal quote to undertake a feasibility study.

At the time of writing this report only one quote had been received.

The cost and outline of this quote is included towards the end of this report.

In keeping with the City's procurement guidelines, if funding is approved to undertake a coral forestation feasibility study, The City will seek formal quotes from a number of suitably credentialed and experienced companies.

The company, providing the initial quote, has also included some further rationale as to why coral forestation should be considered. This is provided below.

Justification for Coral Forestation

In the past there were extensive coral reefs much further south than where they currently exist.

Coral reefs have shifted their ranges several times in response to past climate changes.

However, the problem now is that they have only decades instead of thousands of years to move, due to the pace of human induced climate change.

Without intervention, it is predicted that 70-90% of corals will be lost, even if global warming is capped at 1.5C.

Up to half the world's coral reefs have already been lost or severely damaged.

It is unlikely that corals will be able to successfully shift their range naturally, given the rapid pace of climate change.

The idea of assisted migration as a climate adaptation strategy highlights the importance of high latitude coral reefs, and locations that will offer 'safe' temperatures for corals, as water temps become too stressful for them in the tropics.

While there are not many species of corals in Perth currently, this does not mean they would not survive in this region if planted.

Since the larvae of 'new' species would need to come from the Abrolhos, it is quite a feat to naturally successfully settle in Perth, which is why the process of natural migration has taken more than 2,000 years in the past.



Feasibility Study

There would be two main components to determining the feasibility of a coral translocation pilot project in City of Cockburn waters.

The first would be technical and scientific and would summarise what is known about assisted migration and translocation.

This would cover the potential benefits of deploying corals in areas the City manages.

This could include creating a living seawall to protect the coast, creating a snorkel site/tourism opportunity, increasing the biodiversity and conservation of climate threatened corals, as well as assessing possible risks such as the potential for low survival rates and risks of introducing species.

The second component to the feasibility study would be regulatory.

This would involve determining any approvals and permits that may be required.

While this is an emerging area for regulators, these questions will become more and more prevalent under climate change, as coral mortality increases in the north and opportunities for coral reef formation increase in the south, such as Cockburn Sound.

The costs are broken down into three sections:

1. Literature review of translocating corals and application to City of Cockburn context, including potential benefits and risks.
2. Design for a coral translocation pilot study including researching costing and potential partners.
3. Initial research into regulations and regulator jurisdictions, initial interviews with regulators and a summary.

Task	Time	Cost
Literature review of translocating corals and application to City of Cockburn context, including potential benefits and risks.	5 weeks	\$10,000
Design for a coral translocation pilot study including researching costing and partners.	4 weeks	\$8,000
Initial research into regulations and regulator jurisdictions, initial interviews with regulators and a summary.	4 weeks	\$8,000
Total	12 weeks	\$25,000



Recommendation

Coral species exist within Cockburn Sound and Owen Anchorage, in isolated colonies.

Some corals have begun to establish on the artificial reef modules within the Coogee Maritime Trail and along the breakwaters of Port Coogee.

It is believed this is a natural process and more corals will establish as the ocean warms due to climate change.

However, given the fast pace of human induced climate change, it is unlikely corals will naturally migrate from northern regions and successfully establish in southern regions at a rate and in suitable numbers that will ensure their ongoing survival without assistance.

It is the officer's recommendation that Council allocates \$25,000 to undertake a feasibility study to determine if coral forestation in City managed waters is viable.

A feasibility study and, if viable, coral forestation in Cockburn waters, would be supported by numerous actions within the City's Climate Change Strategy 2020-2030 such as those under coastal adaptation and biodiversity conservation.

Undertaking a study would also help to further cement the City's position as a leader in undertaking new and innovative climate change mitigation and adaptation measures.

Coral establishment may also support the City's tourism industry in the future and link neatly with the Cockburn Blue Innovation Hub and Blue Economy vision.

Strategic Plans/Policy Implications

Local Economy

A sustainable and diverse local economy that attracts increased investment and provides local employment.

- Thriving local commercial centres, local businesses and tourism industry.

Environmental Responsibility

A leader in environmental management that enhances and sustainably manages our local natural areas and resources.

- Address Climate Change.
- Protection and enhancement of our natural areas, bushland, parks and open spaces.

Budget/Financial Implications

A sum of \$25,000 would be listed in the Coastal Management and Planning Draft Operational 2023/24 budget for Council consideration.



Legal Implications

N/A

Community Consultation

N/A

Risk Management Implications

Undertaking a coral forestation feasibility study will provide some surety in terms of determining if coral forestation in waters managed by the City is viable and achievable.

If there was a decision to proceed with a coral forestation project without first undertaking a feasibility study, there is both a reputational risk and a risk that a funding allocation for coral forestation would not achieve the desired outcome.

Advice to Proponent(s)/Submitters

N/A

Implications of Section 3.18(3) *Local Government Act 1995*

Nil



14.2 Finance

14.2.1 (2023/MINUTE NO 0008) Payments Made from Municipal Fund and Local Procurement Summary - November and December 2022

Responsible Executive	Acting Chief Financial Officer
Author	Financial Controller
Attachments	<ol style="list-style-type: none">1. Payments Listing November 2022 ↓2. Payments Listing December 2022 ↓3. Credit Card Expenses Report October 2022 ↓4. Credit Card Expenses Report November 2022 ↓

Recommendation/Council Decision

MOVED Cr C Reeve-Fowkes SECONDED Cr M Separovich
That Council:

- (1) RECEIVES the list of payments made from the Municipal Fund during the months of November and December 2022, as attached to the Agenda.

CARRIED 10/0

Background

Council has delegated its power to make payments from the Municipal or Trust Fund to the Chief Executive Officer and other sub-delegates under Delegated Authority 'Local Government Act 1995 - Payment from Municipal and Trust Funds'.

Regulation 13(1) of the *Local Government (Financial Management) Regulations 1996* requires a list of accounts paid under this delegation to be prepared and presented to Council each month.

It should be noted that the City no longer holds any funds within the Trust Fund, following legislative amendments requiring public open space (POS) cash in lieu contributions to now be held in Municipal reserves.

Submission

N/A

Report

Given there was no Council meeting held in January, this report includes those payments made both in November and December 2022.



November 2022

A listing of payments made from the City’s Municipal bank account totalling \$14.20 million is attached to the agenda for review. This comprises:

- EFT payments (suppliers and sundry creditors) - \$10.84 million (863 payments).
- Payroll payments - \$3.26 million (2 fortnights).
- Corporate credit cards – total of \$81,490 (72 cards); and
- Bank and credit card merchant fees - \$16,796.

December 2022

A listing of payments made from the City’s Municipal bank account totalling \$19.41 million is attached to the agenda for review. This comprises:

- EFT payments (suppliers and sundry creditors) - \$16.03 million (680 payments).
- Payroll payments - \$3.28 million (2 fortnights).
- Corporate credit cards – total of \$98,088 (66 cards); and
- Bank and credit card merchant fees - \$9,280.

The City has several payment runs each month to ensure its trade suppliers are paid on a timely basis, particularly local and small businesses.

Also attached are separate listings of credit card spending for the months of October and November, summarised by cardholder. The total transactions on the Acting CEO’s credit card during this period was \$1,160.

Local Procurement

Monthly statistics on local and regional procurement spend are summarised below, showing the spend amounts and percentages against total spend:

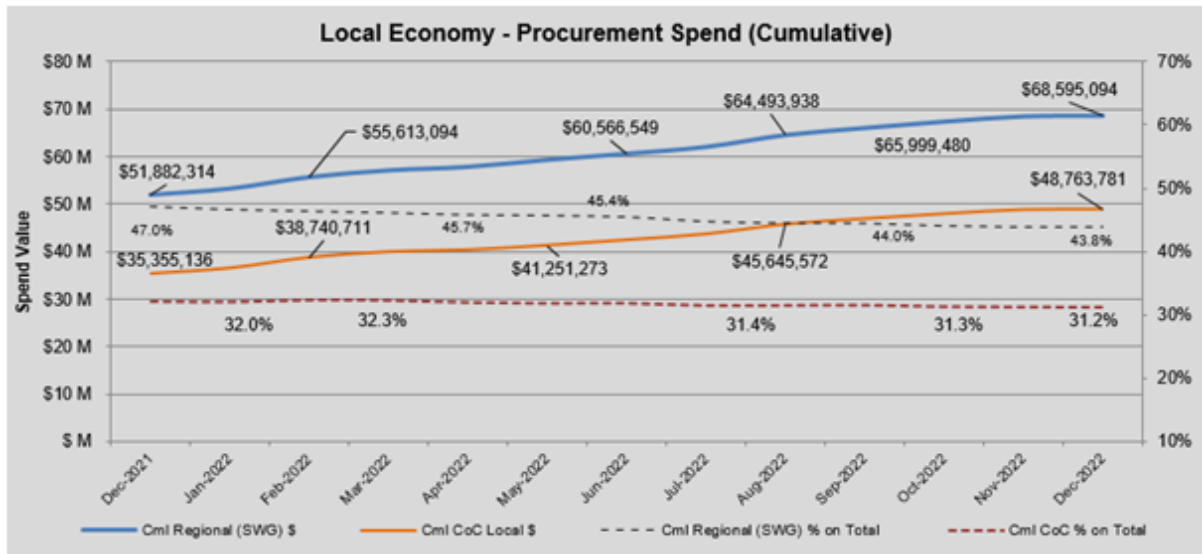
Procurement Report - Local Buy Summary & Trends				December 2022		
Monthly Statistics	Total SWG Spend	\$166,919	CoC Local \$	19.3%	Local/Regional \$	54.3%
	CoC Local Spend	\$59,475	CoC Local %	22.9%	Local/Regional %	31.3%

In December, local spending within Cockburn made up 19.3 percent of the City’s monthly spend, comprising 22.9 percent of all procurement transactions made for the month.

Within the Perth Southwest region, this increased to 54.3 percent of monthly spend from 31.3 percent of transactions.



The following one year rolling chart to December 2022 tracks the City’s procurement spend with businesses located within Cockburn and the Perth Southwest region:



The rolling 12-month cumulative local Cockburn spend was \$48.8 million, representing 31.2 percent of the City’s total spend, with \$68.6 million or 43.8 percent of total spend within the Perth South West regional area.

These results track the City’s performance in achieving Council’s “local and regional economy” principle contained within its Procurement Policy (i.e. a buy local procurement preference).

Strategic Plans/Policy Implications

Local Economy

A sustainable and diverse local economy that attracts increased investment and provides local employment

- Thriving local commercial centres, local businesses, and tourism industry.

Listening and Leading

A community focused, sustainable, accountable, and progressive organisation

- Best practice Governance, partnerships, and value for money
- High quality and effective community engagement and customer service experiences.

Budget/Financial Implications

All payments made have been provided for within the City’s Annual Budget, as adopted and amended by Council.



Legal Implications

This item ensures compliance with s6.10(d) of the *Local Government Act 1995* and Regulations 12 and 13 of the *Local Government (Financial Management) Regulations 1996*.

Community Consultation

N/A

Risk Management Implications

Council is receiving the list of payments already made by the City under delegation in meeting its contractual obligations.

This is a statutory requirement and allows Council to review and clarify any payment that has been made.

Advice to Proponents/Submitters

N/A

Implications of Section 3.18(3) *Local Government Act 1995*

Nil



NOVEMBER 2022 PAYMENT LISTING

MUNICIPAL FUND

PAYMENT No.	ACCOUNT No.	PAYEE	PAYMENT DESCRIPTION	DATE	VALUE \$
F154295	26987	Cti Risk Management	Security - Cash Collection	1/11/2022	2,979.85
F154296	99997	Family Day Care	Fdc Payment We 30/10/2022	3/11/2022	46,084.32
F154297	28224	Keepme	Software	3/11/2022	20,197.73
F154298	28224	Keepme	Software	7/11/2022	20,174.39
F154299	28314	Hootsuite Inc	Software As A Service	7/11/2022	759.89
F154300	26987	Cti Risk Management	Security - Cash Collection	8/11/2022	2,854.15
F154301	99997	Marinaquip Ltd	International Payment - Inv0001800	10/11/2022	4,223.80
F154302	99997	Adjudicate Today Pty Ltd	Invoice 19310	10/11/2022	8,662.50
F154303	12740	Logan Howlett	Elected Member Sitting Fees & Allowances	15/11/2022	208.05
F154304	11758	Water Corp Utility Account Only - Please Refer To 11760 When Raising	Water Usage / Sundry Charges	15/11/2022	4,877.56
F154305	99996	Complete Approvals	Rates And Property Related Refunds	15/11/2022	147.00
F154306	99996	K & V Markotic	Rates And Property Related Refunds	15/11/2022	147.00
F154307	99996	Gautam Malhotra	Rates And Property Related Refunds	15/11/2022	441.00
F154308	99996	Zichu Miao	Rates And Property Related Refunds	15/11/2022	468.09
F154309	99996	Mukesh Kumar	Rates And Property Related Refunds	15/11/2022	2,162.00
F154310	99996	James H Bowman	Rates And Property Related Refunds	15/11/2022	1,666.92
F154311	99996	Cooper Webb Lawyers	Rates And Property Related Refunds	15/11/2022	1,625.30
F154312	99996	Rates And Property Related Eft Refunds (Not Bonds)	Rates And Property Related Refunds	15/11/2022	73.72
F154313	99996	Michael Wieland	Rates And Property Related Refunds	15/11/2022	475.00
F154314	99996	Donato La Rosa	Rates And Property Related Refunds	15/11/2022	2,123.51
F154315	99996	Jarrad Sharp	Rates And Property Related Refunds	15/11/2022	916.82
F154316	99996	Aigle Royal Developments Pty Ltd	Rates And Property Related Refunds	15/11/2022	531.40
F154317	99996	Aigle Royal Developments Pty Ltd	Rates And Property Related Refunds	15/11/2022	258.00
F154318	99996	Aigle Royal Developments Pty Ltd	Rates And Property Related Refunds	15/11/2022	258.00
F154319	99996	Aigle Royal Developments Pty Ltd	Rates And Property Related Refunds	15/11/2022	258.00
F154320	99996	Aigle Royal Developments Pty Ltd	Rates And Property Related Refunds	15/11/2022	258.00
F154321	99996	Aigle Royal Developments Pty Ltd	Rates And Property Related Refunds	15/11/2022	211.56
F154322	99996	Aigle Royal Development Pty Ltd	Rates And Property Related Refunds	15/11/2022	46.44
F154323	99996	Aigle Royal Developments Pty Ltd	Rates And Property Related Refunds	15/11/2022	536.70
F154324	99996	Aigle Royal Developments Pty Ltd	Rates And Property Related Refunds	15/11/2022	258.00
F154325	99996	Aigle Royal Developments Pty Ltd	Rates And Property Related Refunds	15/11/2022	258.00
F154326	99996	Aigle Royal Developments Pty Ltd	Rates And Property Related Refunds	15/11/2022	258.00
F154327	99996	Aigle Royal Developments Pty Ltd	Rates And Property Related Refunds	15/11/2022	258.00
F154328	99996	Aigle Royal Developments Pty Ltd	Rates And Property Related Refunds	15/11/2022	258.00
F154329	99996	Aigle Royal Developments Pty Ltd	Rates And Property Related Refunds	15/11/2022	258.00



⌘F154330	99996	Aigle Royal Developments Pty Ltd	Rates And Property Related Refunds	15/11/2022	258.00
⌘F154331	99996	James Virgo	Rates And Property Related Refunds	15/11/2022	30.00
⌘F154332	99996	Dominika Kaminska	Rates And Property Related Refunds	15/11/2022	30.00
⌘F154333	99996	Rates And Property Related Eft Refunds (Not Bonds)	Rates And Property Related Refunds	15/11/2022	30.00
⌘F154334	99996	Liezl-Mari Van Der Walt	Rates And Property Related Refunds	15/11/2022	30.00
⌘F154335	99996	Adam James Johnson	Rates And Property Related Refunds	15/11/2022	30.00
⌘F154336	99996	Anne Ying-Chi Kuo	Rates And Property Related Refunds	15/11/2022	30.00
⌘F154337	99996	Laura Claire Anchor	Rates And Property Related Refunds	15/11/2022	30.00
⌘F154338	99996	Nicola Susan Hall	Rates And Property Related Refunds	15/11/2022	30.00
⌘F154339	99996	Deannetomich	Rates And Property Related Refunds	15/11/2022	30.00
⌘F154340	99996	Joanne Lesley Hall	Rates And Property Related Refunds	15/11/2022	30.00
⌘F154341	99996	David Richards	Rates And Property Related Refunds	15/11/2022	30.00
⌘F154342	99996	Chevy - 60517 - \$250.00	Rates And Property Related Refunds	15/11/2022	150.00
⌘F154343	99996	Qingze Yang	Rates And Property Related Refunds	15/11/2022	100.00
⌘F154344	99996	Meredith Jayne Gardner	Rates And Property Related Refunds	15/11/2022	150.00
⌘F154345	99996	Kereth Harris	Rates And Property Related Refunds	15/11/2022	1,275.75
⌘F154346	99996	Mehran Talebi Ardestani	Rates And Property Related Refunds	15/11/2022	410.00
⌘F154347	99996	Paul Bartlett	Rates And Property Related Refunds	15/11/2022	2,823.99
⌘F154348	99996	Bethesda Hospital Inc	Rates And Property Related Refunds	15/11/2022	2,579.24
⌘F154349	99996	Hwl Ebsworth Lawyers	Rates And Property Related Refunds	15/11/2022	338.22
⌘F154350	23250	Department Of Planning, Lands & Heritage	Dap Applications & Dap Fees	15/11/2022	17,445.00
⌘F154351	88888	Camomile Developments	Bond refunds	15/11/2022	7,812.50
⌘F154352	88888	Mr Mitchell Green	Bond refunds	15/11/2022	500.00
⌘F154353	88888	Mr Paul Hishon	Bond refunds	15/11/2022	500.00
⌘F154354	88888	Werok Pty Ltd	Bond refunds	15/11/2022	3,377.48
⌘F154355	88888	Rebecca Van Der Kwast	Bond refunds	15/11/2022	150.00
⌘F154356	88888	Sundry Creditor Eft	Refund	15/11/2022	100.00
⌘F154357	99997	B G Mathews	Refund Anning Park Br2685	15/11/2022	55.00
⌘F154358	99997	Jc & Ae Lang	Grants, Donations & Refunds	15/11/2022	167.98
⌘F154359	99997	Vinka Pensa	Grants, Donations & Refunds	15/11/2022	3,570.18
⌘F154360	99997	Marion Falconer	Grants, Donations & Refunds	15/11/2022	1,381.77
⌘F154361	99997	Kellie Black	Grants, Donations & Refunds	15/11/2022	63.00
⌘F154362	99997	Coogee Beach Slsc Inc	Small Events Sponsorship	15/11/2022	1,372.80
⌘F154363	99997	Valentina Carboni	Waterwise Verge Incentive Scheme Rebate	15/11/2022	250.00
⌘F154364	99997	Mr Pr And Mrs Ej Powell	Waterwise Verge Incentive Scheme Rebate	15/11/2022	250.00
⌘F154365	99997	Natalia Desvaux-Holland	Waterwise Verge Incentive Scheme Rebate	15/11/2022	250.00
⌘F154366	99997	S K Ashton	Waterwise Verge Incentive Scheme Rebate	15/11/2022	249.65
⌘F154367	99997	Rhiana Djamil	Waterwise Verge Incentive Scheme Rebate	15/11/2022	250.00
⌘F154368	99997	Clare Courtauld	Waterwise Verge Incentive Scheme Rebate	15/11/2022	250.00
⌘F154369	99997	Nathan Trenberth	Fuel	15/11/2022	68.99
⌘F154370	99997	Waclfassoc	Invoice 221023 - Lion Dance Performance	15/11/2022	800.00

Æ154371	99997	Jenee Bell	Nappy & Sanitary Rebate	15/11/2022	50.00
Æ154372	99997	Andrea Keri & Jasmin Sehic	Nappy & Sanitary Rebate	15/11/2022	42.00
Æ154373	99997	Damien Allan Townley	Nappy And Sanitary Product Rebate	15/11/2022	47.99
Æ154374	99997	Trevor Whitton	Compost Bin Rebate	15/11/2022	50.00
Æ154375	99997	Coenrad Engelbrecht	Compost Bin Rebate	15/11/2022	50.00
Æ154376	99997	Elki Cugola	Nappy & Sanitary Rebate	15/11/2022	50.00
Æ154377	99997	Mr Angelo Caranna	Refund Of Electricity Invoice - C075	15/11/2022	49.06
Æ154378	99997	Emidio Se Sousa	D108 - Hose Stand Refund	15/11/2022	100.00
Æ154379	99997	Ashah Tanoa	Resource Code Cos001	15/11/2022	100.00
Æ154380	99997	Ashah Tanoa	Resource Code Cos001	15/11/2022	100.00
Æ154381	99997	Ashah Tanoa	Resource Code Cos001	15/11/2022	200.00
Æ154382	99997	Mr Angelo Caranna	Pen Fees Paid Twice - Minus Electricity	15/11/2022	1,563.94
Æ154383	99997	Mr Guy R Onyon	Crossover Rebate 8 Sokol Way	15/11/2022	300.00
Æ154384	99997	Lorna Tester	Nappy And Sanitary Product Rebate	15/11/2022	50.00
Æ154385	99997	Lillian Siegl	Nappy And Sanitary Product Rebate	15/11/2022	48.00
Æ154386	99997	Coc Grants, Donations & Refunds	Grants, Donations & Refunds	15/11/2022	50.00
Æ154387	99997	Tamara Abel	Nappy And Sanitary Product Rebate	15/11/2022	50.00
Æ154388	99997	David Morgan	Waterwise Verge Rebate - Env22/0188	15/11/2022	250.00
Æ154389	99997	Jamie Mills	Refund Of Duplicate Charge	15/11/2022	13.25
Æ154390	99997	Mr And Mrs M Gallon	Waterwise Verge Incentive Scheme Rebate	15/11/2022	223.20
Æ154391	99997	Coc Grants, Donations & Refunds	Grants, Donations & Refunds	15/11/2022	218.92
Æ154392	99997	Sb & Dm Lewis	Waterwise Verge Incentive Scheme Rebate	15/11/2022	250.00
Æ154393	99997	Jeni Morris	Waterwise Verge Incentive Scheme Rebate	15/11/2022	250.00
Æ154394	99997	Perceptions Counselling	Invoice 25102022	15/11/2022	350.00
Æ154395	99997	D & T Stapleton	Nappy & Sanitary Rebate	15/11/2022	50.00
Æ154396	99997	Julie Swaney	Nappy & Sanitary Rebate	15/11/2022	50.00
Æ154397	99997	Vicki Bell	Nappy & Sanitary Rebate	15/11/2022	50.00
Æ154398	99997	S J Fenby	Compost Bin Rebate	15/11/2022	50.00
Æ154399	99997	Steve Hecker	Compost Bin Rebate	15/11/2022	49.98
Æ154400	99997	Bernardo Dewey	Waterwise Verge Incentive Scheme Rebate	15/11/2022	250.00
Æ154401	99997	A Peck And A Warne	Food For 2 Events On 15/10/22 And 16/10/	15/11/2022	47.21
Æ154402	99997	Critters Up Close	Invoice Inv0077	15/11/2022	330.00
Æ154403	99997	Sin Ho Thye	Refund Of Incorrect Charge	15/11/2022	73.00
Æ154404	99997	Bibra Lake Primary School	Bus Hire - Bibra Lake Primary School	15/11/2022	260.00
Æ154405	99997	Catherine Medland	Compost Bin Rebate Form - C Medland	15/11/2022	50.00
Æ154406	99997	Garth Cleveland	Waterwise Rebate - G Cleveland	15/11/2022	250.00
Æ154407	99997	Mitch Crowden	Waterwise Rebate - M Crowden	15/11/2022	250.00
Æ154408	99997	Christine Mant	Bird Bath Rebate - C Mant	15/11/2022	50.00
Æ154409	99997	Linh Tu Trinh	Bird Bath Rebate - Lt Trinh	15/11/2022	39.99
Æ154410	99997	Sharon Hardy	Bird Bath Rebate - S Hardy	15/11/2022	50.00
Æ154411	99997	Rhonda Maloney	Bird Bath Rebate - R Maloney	15/11/2022	23.49



⌘F154412	99997	Brenda Waugh	Bird Bath Rebate - B Waugh	15/11/2022	23.49
⌘F154413	99997	Ariel Hurn	Bird Bath Rebate - A Hurn	15/11/2022	27.56
⌘F154414	99997	Elaine Wallace	Waterwise Rebate - E Wallace	15/11/2022	250.00
⌘F154415	99997	James Culverhouse	Spring Fair 30/10/22	15/11/2022	200.00
⌘F154416	99997	Tiana Garbin	Invoice 003 - Spring Fair	15/11/2022	300.00
⌘F154417	99997	Recovre Pty Ltd	Invoice No 5062502	15/11/2022	484.00
⌘F154418	99997	Coc Grants, Donations & Refunds	Grants, Donations & Refunds	15/11/2022	67.20
⌘F154419	99997	Ariel Hurn	Compost Bin Rebate - A Hurn	15/11/2022	49.98
⌘F154420	99997	Rebecca Harding	Nappy & Sanitary Rebate - R Harding	15/11/2022	50.00
⌘F154421	99997	Leigh Campbell	2022/23 Individual Sponsorship Grant	15/11/2022	400.00
⌘F154422	99997	Rafeena Boyle	Catering For Env Education Workshops	15/11/2022	53.12
⌘F154423	99997	R Wallman	Hosting Abled Sports Day	15/11/2022	500.00
⌘F154424	99997	Phoenix Primary School	Bus Subsidy	15/11/2022	269.50
⌘F154425	10058	Alsco Pty Ltd	Hygiene Services/Supplies	15/11/2022	325.28
⌘F154426	10086	Arteil Wa Pty Ltd	Ergonomic Chairs	15/11/2022	996.60
⌘F154427	10184	Benara Nurseries	Plants	15/11/2022	1,992.17
⌘F154428	10201	Big W Discount Stores	Various Supplies	15/11/2022	38.70
⌘F154429	10207	Boc Gases	Gas Supplies	15/11/2022	627.98
⌘F154430	10226	Bridgestone Australia Ltd	Tyre Services	15/11/2022	41,943.37
⌘F154431	10244	Building & Const Industry Training Fund	Levy Payment	15/11/2022	28,823.53
⌘F154432	10246	Bunnings Building Supplies Pty Ltd	Hardware Supplies	15/11/2022	1,280.51
⌘F154433	10279	Castrol Australia Pty Ltd	Grease/Lubricants	15/11/2022	5,527.50
⌘F154434	10287	Centreline Markings	Linemarking Services	15/11/2022	3,300.00
⌘F154435	10292	Chadson Engineering Pty Ltd	Medical Supplies	15/11/2022	243.65
⌘F154436	10359	Cockburn Painting Service	Painting Supplies/Services	15/11/2022	11,276.10
⌘F154437	10484	Department Of Mines, Industry Regulation And Safety	Building Services Levy	15/11/2022	42,235.74
⌘F154438	10528	Easifleet	Vehicle Lease	15/11/2022	506.25
⌘F154439	10535	Workpower Incorporated	Employment Services - Planting	15/11/2022	33,159.50
⌘F154440	10655	Ghd Pty Ltd	Consultancy Services	15/11/2022	13,178.40
⌘F154441	10683	Gronbek Security	Locksmith Services	15/11/2022	36,198.82
⌘F154442	10768	Institute Of Public Works Engeering Aust - Wa Inc	Membership Fees	15/11/2022	150.00
⌘F154443	10783	Jandakot Metal Industries Pty Ltd	Metal Supplies	15/11/2022	1,537.80
⌘F154444	10879	Les Mills Aerobics	Instruction/Training Services	15/11/2022	1,536.48
⌘F154445	10888	Lj Caterers	Catering Services	15/11/2022	3,540.90
⌘F154446	10913	Bucher Municipal Pty Ltd	Purchase Of New Plant / Repair Services	15/11/2022	10,222.20
⌘F154447	10938	Mrp Pest Management	Pest & Weed Management	15/11/2022	10,031.75
⌘F154448	10944	Mcleods	Legal Services	15/11/2022	17,187.74
⌘F154449	10991	Beacon Equipment	Mowing Equipment	15/11/2022	4,346.20
⌘F154450	11022	Native Arc	Grants & Donations	15/11/2022	250.00
⌘F154451	11028	Neverfail Springwater Ltd	Bottled Water Supplies	15/11/2022	138.96
⌘F154452	11036	Northlake Electrical Pty Ltd	Electrical Services	15/11/2022	88,607.64

EF154453	11077	P & G Body Builders Pty Ltd	Plant Body Building Services	15/11/2022	176.00
EF154454	11177	Pitney Bowes Australia Pty Ltd	Gis Software	15/11/2022	1,056.00
EF154455	11244	Research Solutions Pty Ltd	Research Services	15/11/2022	4,625.20
EF154456	11307	Satellite Security Services Pty Ltd	Security Services	15/11/2022	23,219.46
EF154457	11308	Boss Industrial Formally Sba Supplies	Hardware Supplies	15/11/2022	1,134.92
EF154458	11316	Seek Limited	Recruitment Advertising	15/11/2022	5,981.53
EF154459	11334	Shenton Pumps	Pool Equipment/Services	15/11/2022	11,109.88
EF154460	11361	Sigma Chemicals Pty Ltd	Chemical Supplies	15/11/2022	7,367.36
EF154461	11387	Bibra Lake Soils	Soil & Limestone Supplies	15/11/2022	740.00
EF154462	11425	Resource Recovery Group	Waste Disposal Gate Fees	15/11/2022	1,290.00
EF154463	11465	Speedo Australia Pty Ltd	Swim Wear Supplies	15/11/2022	17,143.28
EF154464	11483	St John Ambulance Aust Wa Operations	First Aid Courses	15/11/2022	199.00
EF154465	11625	Nutrien Water	Reticulation Supplies	15/11/2022	9,839.52
EF154466	11635	City Of Kwinana	Contribution To Lsl & Advertising	15/11/2022	5,537.26
EF154467	11701	Vibra Industrial Filtration Australasia	Filter Supplies	15/11/2022	344.85
EF154468	11749	Warren's Earthmoving Contractors	Earthmoving Services	15/11/2022	1,815.00
EF154469	11787	Department Of Transport	Vehicle Search Fees	15/11/2022	680.60
EF154470	11789	Walga	Advertising/Training Services	15/11/2022	434.50
EF154471	11793	Western Irrigation Pty Ltd	Irrigation Services/Supplies	15/11/2022	25,400.43
EF154472	11806	Westrac Pty Ltd	Repairs/Mtnce - Earthmoving Equipment	15/11/2022	642.60
EF154473	11854	Zipform Pty Ltd	Printing Services	15/11/2022	2,931.73
EF154474	12018	O'connor Lawnmower & Chainsaw Centre	Mowing Equipment/Parts/Services	15/11/2022	864.25
EF154475	12153	Hays Personnel Services Pty Ltd	Employment Services	15/11/2022	16,949.42
EF154476	12207	Civica Pty Ltd	Software Support/Licence Fees	15/11/2022	2,353.38
EF154477	12796	Isentia Pty Ltd	Media Monitoring Services	15/11/2022	1,496.00
EF154478	13492	Chivers Marine	Marine Equipment	15/11/2022	762.50
EF154479	13558	Etc Solutions	Consultants Services	15/11/2022	825.00
EF154480	13563	Green Skills Inc	Employment Services	15/11/2022	14,967.29
EF154481	13779	Porter Consulting Engineers	Engineering Consultancy Services	15/11/2022	10,725.00
EF154482	13825	Jackson Mcdonald	Legal Services	15/11/2022	25,891.16
EF154483	14981	Cardile International Fireworks Pty Ltd	Fireworks Services	15/11/2022	10,233.30
EF154484	15393	Stratagreen	Hardware Supplies	15/11/2022	1,826.95
EF154485	15550	Apace Aid Inc	Plants & Landscaping Services	15/11/2022	211.75
EF154486	15571	Smoke And Mirrors Audio Visual	Pa Repairs	15/11/2022	7,437.00
EF154487	15588	Natural Area Consulting Management Services	Weed Spraying	15/11/2022	26,149.38
EF154488	16064	Cms Engineering	Airconditioning Services	15/11/2022	15,579.48
EF154489	16107	Wren Oil	Waste Disposal Services	15/11/2022	33.00
EF154490	16396	Mayday Rental	Road Construction Machine Hire	15/11/2022	7,243.50
EF154491	16574	Jonathon De Hadleigh	Entertainment Services	15/11/2022	1,550.00
EF154492	16653	Complete Portables Pty Ltd	Supply & Hire Of Modular Buildings	15/11/2022	990.78
EF154493	16846	Action Glass & Aluminium	Glazing Services	15/11/2022	569.03

154494	17553	Altus Traffic Pty Ltd	Traffic Control Services	15/11/2022	9,266.32
154495	17600	Lightforce Asset Pty Ltd (Erections)	Guard Rails	15/11/2022	3,762.00
154496	17927	Sharyn Egan	Artistic Services	15/11/2022	660.00
154497	18203	Natsync Environmental	Pest Control	15/11/2022	6,154.00
154498	18216	Regen4 Environmental Services	Consultancy - Environmental	15/11/2022	4,932.40
154499	18272	Austraclear Limited	Investment Services	15/11/2022	131.42
154500	18533	Friends Of The Community Inc.	Donation	15/11/2022	1,200.00
154501	18799	Down To Earth Training & Assessing	Training Services	15/11/2022	3,440.00
154502	18801	Fremantle Bin Hire	Bin Hire - Skip Bins	15/11/2022	420.00
154503	18962	Sealanes (1985) P/L	Catering Supplies	15/11/2022	2,932.52
154504	19533	Woolworths Ltd	Groceries	15/11/2022	1,803.51
154505	19541	Turf Care Wa Pty Ltd	Turf Services	15/11/2022	633.60
154506	20000	Aust West Auto Electrical Pty Ltd	Auto Electrical Services	15/11/2022	12,241.96
154507	20146	Data#3 Limited	Contract It Personnel & Software	15/11/2022	5,489.60
154508	20549	A1 Carpet, Tile & Grout Cleaning	Cleaning Services - Tiles/Carpet	15/11/2022	550.00
154509	21291	The Worm Shed	Environmental Education	15/11/2022	2,370.00
154510	21577	Lavan	Legal Services	15/11/2022	99,387.01
154511	21665	Mmj Real Estate (Wa) Pty Ltd	Property Management Services	15/11/2022	834.02
154512	21744	Jb Hi Fi - Commercial	Electronic Equipment	15/11/2022	965.00
154513	21782	Westcoast Timber Flooring	Flooring Supplies	15/11/2022	660.00
154514	21946	Ryan's Quality Meats	Meat Supplies	15/11/2022	457.21
154515	22106	Intelife Group	Services - Daip	15/11/2022	5,395.08
154516	22404	Cleverpatch Pty Ltd	Arts/Craft Supplies	15/11/2022	1,504.53
154517	22553	Brownes Food Operations	Catering Supplies	15/11/2022	694.06
154518	22682	Beaver Tree Services Pty Ltd	Tree Pruning Services	15/11/2022	17,558.20
154519	22806	Chevron Australia Downstream Fuels Pty Ltd	Fuel Supplies	15/11/2022	106,791.73
154520	23457	Totally Workwear Fremantle	Clothing - Uniforms	15/11/2022	1,512.76
154521	23506	Hudson Global Resources (Aust) Pty Ltd	Human Resources Consult	15/11/2022	3,047.84
154522	23549	West Oz Wildlife	Amusement Park Entry Fees	15/11/2022	907.50
154523	23808	Quik Corp Pty Ltd	Controller Boom Kits	15/11/2022	852.50
154524	23971	Find Wise Location Services	Locating Services - Underground	15/11/2022	957.00
154525	24130	Western Australian Birds Of Prey	Entertainment	15/11/2022	330.00
154526	24298	Tanks For Hire	Equipment Hire	15/11/2022	682.00
154527	24655	Automasters Spearwood	Vehicle Servicing	15/11/2022	1,975.40
154528	24725	Feral Invasive Species Eradication Management	Eradication Management Services	15/11/2022	7,337.00
154529	24816	Consolidated Training Services	Training Services	15/11/2022	1,089.00
154530	24864	Fremantle Football Club	Merchandise Stock For Retail Sale	15/11/2022	1,841.95
154531	25128	Horizon West Landscape & Irrigation Pty Ltd	Landscaping Services	15/11/2022	561.00
154532	25264	Acurix Networks Pty Ltd	Wifi Access Service	15/11/2022	6,360.20
154533	25418	Cs Legal	Legal Services	15/11/2022	5,851.50
154534	25645	Yelakitj Moort Nyungar Association Inc	Welcome To The Country Performances	15/11/2022	400.00

⌘F154535	25822	Fit2work.Com.Au Mercury Search And Selection Pty Ltd	Employee Check	15/11/2022	76.78
⌘F154536	26067	Spraying Wa Pty Ltd	Chemical Weed Control Services	15/11/2022	5,500.00
⌘F154537	26114	Grace Records Management	Records Management Services	15/11/2022	1,547.72
⌘F154538	26195	Play Check	Consulting Services	15/11/2022	990.00
⌘F154539	26211	Amcom Pty Ltd	Internet/Data Services	15/11/2022	9,078.30
⌘F154540	26257	Paperbark Technologies Pty Ltd	Arboricultural Consultancy Services	15/11/2022	1,245.00
⌘F154541	26303	Gecko Contracting Turf & Landscape Maintenance	Turf & Landscape Maintenance	15/11/2022	185,010.65
⌘F154542	26314	Cpe Group	Temporary Employment Services	15/11/2022	5,549.27
⌘F154543	26325	Sweet Dream Foods Pty Ltd	Catering Services	15/11/2022	40.00
⌘F154544	26403	Ches Power Group Pty Ltd	Engineering Solutions / Back Up Generato	15/11/2022	834.70
⌘F154545	26470	Scp Conservation	Fencing Services	15/11/2022	9,636.00
⌘F154546	26558	Healthcare Australia Pty Ltd	Temporary Employment Services	15/11/2022	320.56
⌘F154547	26576	Wizard Training Solutions	Training Services	15/11/2022	3,850.00
⌘F154548	26606	Enviro Infrastructure Pty Ltd	Construction& Fabrication	15/11/2022	46,151.72
⌘F154549	26610	Tracc Civil Pty Ltd	Civil Construction C100838	15/11/2022	986,920.92
⌘F154550	26614	Marketforce Pty Ltd	Advertising	15/11/2022	9,021.01
⌘F154551	26734	Copyright Agency Ltd	Copyright Licensing	15/11/2022	14,297.12
⌘F154552	26735	Shane McMaster Surveys	Survey Services	15/11/2022	15,070.00
⌘F154553	26739	Kerb Doctor	Kerb Maintenance	15/11/2022	11,913.66
⌘F154554	26743	Statewide Turf Services	Turf Renovation	15/11/2022	14,468.33
⌘F154555	26771	Instant Products Hire	Portable Toilet Hire	15/11/2022	6,776.88
⌘F154556	26773	Laser Corps Combat Adventruers	Entry Fees	15/11/2022	1,143.00
⌘F154557	26778	Robert Walters	Recruitment Services	15/11/2022	4,373.33
⌘F154558	26782	Soft Landing	Recycling Services	15/11/2022	4,862.96
⌘F154559	26791	Monsterball Amusement & Hire	Amusement Hire	15/11/2022	6,480.00
⌘F154560	26807	Transair Two Way Radio	Equipment Repairs & Maintenance Services	15/11/2022	4,518.54
⌘F154561	26888	Media Engine	Graphic Design, Marketing, Video Product	15/11/2022	413.00
⌘F154562	26898	Spandex Asia Pacific Pty Ltd	Signage Supplier	15/11/2022	2,437.11
⌘F154563	26901	Alyka Pty Ltd	Digital Consultancy And Web Development	15/11/2022	13,241.25
⌘F154564	26929	Elan Energy Matrix Pty Ltd	Recycling Services	15/11/2022	2,462.79
⌘F154565	26940	Floorwest Pty Ltd	Floor Coverings	15/11/2022	1,760.00
⌘F154566	26946	Av Truck Services Pty Ltd	Truck Dealership	15/11/2022	5,413.66
⌘F154567	26953	Rock And Roll Mountain Biking	Mountain Bike Tours	15/11/2022	1,600.00
⌘F154568	26957	Jbs & G Australia Pty Ltd	Consultancy - Enviromental	15/11/2022	30,093.25
⌘F154569	26964	South Metropolitan Tafe	Education	15/11/2022	167.77
⌘F154570	26982	Plantrite	Plants	15/11/2022	391.38
⌘F154571	26985	Access Icon Pty Ltd	Drainage Products	15/11/2022	4,852.70
⌘F154572	26986	Ahal Consulting	Consultancy	15/11/2022	71.50
⌘F154573	26987	Cti Risk Management	Security - Cash Collection	15/11/2022	1,444.58
⌘F154574	27002	Cockburn Party Hire	Hire Services	15/11/2022	4,755.00
⌘F154575	27006	Bibra Lake Iga Xpress	Liquor Supplies	15/11/2022	1,243.60



∓F154576	27010	Quantum Building Services Pty Ltd	Building Maintenance	15/11/2022	231.00
∓F154577	27028	Technogym Australia Pty Ltd	Fitness Equipment	15/11/2022	1,739.38
∓F154578	27045	Gantner Electronics Pty Ltd	Electrical	15/11/2022	25,091.00
∓F154579	27046	Tfh Hire Services Pty Ltd	Hire Fencing	15/11/2022	3,790.87
∓F154580	27052	Event Marquees	Marquee Hire	15/11/2022	1,730.50
∓F154581	27054	Vocus Pty Ltd	Telecommunications	15/11/2022	5,143.21
∓F154582	27065	Westbooks	Books	15/11/2022	2,353.08
∓F154583	27071	Pro-Am Australia	Swimwear, Aquatic Products	15/11/2022	487.55
∓F154584	27082	Kulbardi Pty Ltd	Stationery Supplies	15/11/2022	3,326.12
∓F154585	27154	Suez Recycling & Recovery Pty Ltd	Waste Services	15/11/2022	6,982.57
∓F154586	27177	Initial Hygiene	Hygiene	15/11/2022	1,112.15
∓F154587	27205	Cameron Chisholm Nicol	Architectural Services	15/11/2022	893.75
∓F154588	27237	Lobel Events	Event Lighting	15/11/2022	11,025.21
∓F154589	27241	Landscape Elements	Landscaping Services	15/11/2022	43,512.44
∓F154590	27246	Veale Auto Parts	Spare Parts Mechanical	15/11/2022	131.90
∓F154591	27260	Equal Disability Consultants	Consultancy - Disability	15/11/2022	5,082.00
∓F154592	27269	Payrix Australia	Payment Processing	15/11/2022	13,861.57
∓F154593	27308	Jatu Clothing & Ppe Pty Ltd	Clothing Ppe	15/11/2022	383.51
∓F154594	27334	Westcare Print	Printing Services	15/11/2022	126.50
∓F154595	27355	Playmaster	Playground Equipment	15/11/2022	26,400.00
∓F154596	27361	Christal Clear Training	Training	15/11/2022	1,415.00
∓F154597	27362	The Mighty Booths	Photobooth	15/11/2022	599.00
∓F154598	27366	The Henna Leaf	Artistic - Henna	15/11/2022	1,000.00
∓F154599	27374	Southern Cross Cleaning	Commercial Cleaning	15/11/2022	18,471.08
∓F154600	27377	Accidental Health And Safety - Perth	First Aid Supplies	15/11/2022	295.08
∓F154601	27385	Programmed Electrical Technologies	Electrical Services	15/11/2022	968.00
∓F154602	27396	Ankeet Mehta Spearwood Newspaper Round Delivery	Newspaper Delivery	15/11/2022	25.00
∓F154603	27403	Freedom Fairies Pty Ltd	Amusement	15/11/2022	3,360.50
∓F154604	27420	Cygnat Workplace Investigations	Consultancy - Human Resources	15/11/2022	418.00
∓F154605	27431	United Diamond Tools	Tools	15/11/2022	2,310.00
∓F154606	27437	Pb Reticulation & Maintenance Services Pty Ltd	Irrigation Services	15/11/2022	522.50
∓F154607	27448	Selectro Services Pty Ltd	Electrical	15/11/2022	16,153.72
∓F154608	27450	Aaa Production Services	Hire Pa/Satge Systems	15/11/2022	2,065.25
∓F154609	27455	Site Protective Services	Cctv Parts	15/11/2022	13,694.57
∓F154610	27457	Basketball Ringleader	Sports Equipment	15/11/2022	15,708.00
∓F154611	27507	Serco Facilities Management Pty Ltd	Cleaning Services	15/11/2022	51,505.53
∓F154612	27518	Kyocera Document Solutions Australia Pty Ltd	Photocopying Machines	15/11/2022	3,529.97
∓F154613	27523	Robert Lawrence Toohey	High Pressure Cleaning	15/11/2022	4,611.00
∓F154614	27535	The Forever Project Pty Ltd	Consultancy	15/11/2022	33,000.00
∓F154615	27539	Jasmin Carpentry & Maintenance	Carpentry	15/11/2022	632.00
∓F154616	27551	Incognito Catering	Catering Services	15/11/2022	4,769.60

∓F154617	27575	Shred X Secure Destruction	Document Destruction	15/11/2022	20.88
∓F154618	27579	Soco Studios	Photography Services	15/11/2022	2,585.00
∓F154619	27587	New Ground Water Services Pty Ltd	Irrigation/Reticulation	15/11/2022	9,255.40
∓F154620	27617	Atturra Business Applications	Consultancy - It	15/11/2022	9,487.50
∓F154621	27631	Aquatic Services Wa Pty Ltd	Pool Equipment & Maintenance	15/11/2022	6,158.90
∓F154622	27635	Mammoth Security	Security	15/11/2022	50.09
∓F154623	27640	Range Ford	Motor Vehicles	15/11/2022	92,351.96
∓F154624	27650	Datacom Systems (Au) Pty Ltd	It Sales, Consulting & Service	15/11/2022	488.98
∓F154625	27653	Abs Institute	Training	15/11/2022	942.50
∓F154626	27664	Disability Awareness Training	Training Disabilities	15/11/2022	1,400.00
∓F154627	27695	Qtm Pty Ltd	Traffic Management	15/11/2022	45,240.98
∓F154628	27720	Bj Systems	Security Services	15/11/2022	1,836.53
∓F154629	27747	Objective Corporation Ltd	Software Products/Licences	15/11/2022	19,525.28
∓F154630	27767	Altus Group Consulting Pty Ltd	Surveying Services	15/11/2022	2,200.00
∓F154631	27778	Culture Counts Australia	Surveying/Marketing Services	15/11/2022	2,200.00
∓F154632	27779	Sports Circuit Linemarking	Linemarking	15/11/2022	9,102.50
∓F154633	27791	Modern Promotions	Promotional Goods	15/11/2022	2,959.00
∓F154634	27803	Born To Sparkle	Entertainment	15/11/2022	1,056.00
∓F154635	27814	Kinesis	Consultancy - Sustainability	15/11/2022	16,500.00
∓F154636	27827	Abc Containers	Sea Containers	15/11/2022	621.50
∓F154637	27850	Dowsing Group Pty Ltd	Concreting Services	15/11/2022	66,885.73
∓F154638	27855	Total Landscape Redevelopment Service Pty Ltd	Tree Watering	15/11/2022	31,112.40
∓F154639	27886	Bbc Entertainment	Entertainment Agency	15/11/2022	1,870.00
∓F154640	27894	Homecare Physiotherapy	Healthcare	15/11/2022	4,098.01
∓F154641	27917	Go Doors Advanced Automation	Door Maintenance & Repair	15/11/2022	13,236.01
∓F154642	27926	Sine Group Pty Ltd	Computer Software	15/11/2022	509.93
∓F154643	27965	Stantec Australia Pty Ltd	Engineering Services	15/11/2022	17,747.40
∓F154644	28001	Corsign Wa Pty Ltd	Sign Making Material	15/11/2022	5,154.60
∓F154645	28003	Taylor Made Design	Graphic Design	15/11/2022	2,079.00
∓F154646	28015	Imprint Plastic	Badges	15/11/2022	372.90
∓F154647	28049	Copy Magic	Printing Services	15/11/2022	2,345.70
∓F154648	28061	Go2cup	Paper Cups	15/11/2022	5,964.20
∓F154649	28078	Crayon Australia Pty Ltd	Licensing	15/11/2022	19.40
∓F154650	28136	Shore Water Marine Pty Ltd	Inspection Fees	15/11/2022	1,188.00
∓F154651	28151	Polaris Central	Sales, service & parts supply of Polaris Off Road vehicle	15/11/2022	444.00
∓F154652	28181	Seaview Rentals	Aquarium Servicing	15/11/2022	98.00
∓F154653	28191	Enviro Sweep	Sweeping Services	15/11/2022	836.00
∓F154654	28196	Brightmark Group Pty Ltd	Cleaning Services	15/11/2022	13,704.46
∓F154655	28201	Select Fresh	Food Supplies	15/11/2022	750.66
∓F154656	28211	Nordic Fitness Equipment	Fitness Equipment	15/11/2022	2,970.00
∓F154657	28215	Complete Office Supplies Pty Ltd	Stationery	15/11/2022	1,020.40



⌘F154658	28218	Laminar Capital Pty Ltd	Financial Services	15/11/2022	1,573.00
⌘F154659	28221	Sensational Stiltwalking	Entertainer	15/11/2022	3,080.00
⌘F154660	28222	Tcn Group Pty Ltd	Gift Vouchers	15/11/2022	52.15
⌘F154661	28228	Delta Roofing Pty Ltd	Roofing Services	15/11/2022	3,338.50
⌘F154662	28231	Typeset Pty Ltd	Editorial And Business Communications Se	15/11/2022	4,400.00
⌘F154663	28233	Western Maze Wa Pty Ltd	Waste Collection Services	15/11/2022	47,646.50
⌘F154664	28234	Carbon Positive Australia	Charity Land Restoration And Carbon Offs	15/11/2022	74,096.00
⌘F154665	28235	Otium Planning Group Pty Ltd	Management Consulting	15/11/2022	12,361.25
⌘F154666	28241	Swift Flow Pty Ltd	Plumbing	15/11/2022	50,141.87
⌘F154667	28246	Hendercare	Nursing Services	15/11/2022	1,627.83
⌘F154668	28261	Hazed Services Pty Ltd	Safety - Roof	15/11/2022	3,344.00
⌘F154669	28264	Garden Organics	Organics Processing	15/11/2022	5,633.76
⌘F154670	28265	Tree Care Wa	Vegetation Maintenance Services	15/11/2022	60,012.78
⌘F154671	28277	Gesha Coffee Co	Coffee Supplies	15/11/2022	1,724.00
⌘F154672	28283	Mills Recruitment	Recruitment Services	15/11/2022	1,012.77
⌘F154673	28302	Ohura Group Pty Ltd	Industrial Relations Consulting	15/11/2022	6,248.00
⌘F154674	28303	Miracle Recreation Equipment	Playground Equipment	15/11/2022	64,321.40
⌘F154675	28304	Moray & Agnew	Legal Services	15/11/2022	7,148.91
⌘F154676	28312	Catch Music Inc	Music Lessons	15/11/2022	640.00
⌘F154677	28318	Ati-Mirage	Training	15/11/2022	1,029.60
⌘F154678	28326	Du Clene Pty Ltd	Cleaning Services	15/11/2022	3,382.50
⌘F154679	28336	Holonic Pty Ltd	Consulting - Enviro	15/11/2022	1,805.00
⌘F154680	28349	Cable Locates & Consulting	Underground Utility Location And Survey	15/11/2022	19,837.40
⌘F154681	28351	Clever Designs Uniforms	Clothing	15/11/2022	580.00
⌘F154682	28354	Sauna And Steam Wa	Carpentry Services	15/11/2022	1,757.80
⌘F154683	28361	Indoor Gardens Pty Ltd	Hiring Indoor Plants	15/11/2022	765.60
⌘F154684	28371	Flexi Staff	Employment Services	15/11/2022	13,997.78
⌘F154685	28375	Mcdowall Affleck Pty Ltd	Engineering And Project Management	15/11/2022	7,150.00
⌘F154686	28379	Umwelt (Australia) Pty Ltd	Eviromental Surveys	15/11/2022	804.38
⌘F154687	28382	The Funk Factory	Entertainment	15/11/2022	3,344.00
⌘F154688	28384	Bamboozled Productions Pty Ltd	Event Management	15/11/2022	48,895.00
⌘F154689	28385	Marina Focus Pty Ltd	Software	15/11/2022	1,540.00
⌘F154690	28390	Logo Appointments	Employment Services	15/11/2022	2,393.64
⌘F154691	28392	Mcs Civil Contracting	Engineering/Earthworks	15/11/2022	10,569.90
⌘F154692	28405	Cohesis Pty Ltd	Strategic Ict Consultancy	15/11/2022	5,362.50
⌘F154693	28406	Ricochet Circus And Entertainment Pty Ltd	Entertainment	15/11/2022	4,000.00
⌘F154694	28408	Rc Vegetation Services Pty Ltd	Mowing Services	15/11/2022	7,843.40
⌘F154695	28410	Wa Temporary Fencing Supplies	Hire Fencing	15/11/2022	361.90
⌘F154696	28419	Adam Puffer	Scooter Events	15/11/2022	1,163.00
⌘F154697	28423	Jordies Garden Bags	Waste Services	15/11/2022	18,883.25
⌘F154698	28432	All Stamps	Stamps	15/11/2022	63.65

⌘F154699	28435	Tourism Council Western Australia	Tourism	15/11/2022	3,300.00
⌘F154700	28437	Building & Industrial Cleaning Services	Clenaing Services	15/11/2022	59,184.24
⌘F154701	10047	Alinta Energy	Natural Gas & Electricity Supply	15/11/2022	26,091.20
⌘F154702	11794	Synergy	Electricity Usage/Supplies	15/11/2022	356,689.75
⌘F154703	10152	Aust Services Union	Payroll Deductions	15/11/2022	834.70
⌘F154704	10154	Australian Taxation Office	Payroll Deductions	15/11/2022	584,167.00
⌘F154705	10305	Child Support Agency	Payroll Deductions	15/11/2022	586.52
⌘F154706	11001	Local Government Racing & Cemeteries Employees Union Lgrceu	Payroll Deductions	15/11/2022	44.00
⌘F154707	19726	Health Insurance Fund Of Wa	Payroll Deductions	15/11/2022	1,117.10
⌘F154708	26987	Cti Risk Management	Security - Cash Collection	15/11/2022	2,040.95
⌘F154709	27874	Smartsalary	Salary Packaging/Leasing Administration	15/11/2022	10,901.37
⌘F154710	27492	Superchoice Services Pty Limited	Payroll Deductions	18/11/2022	621,622.94
⌘F154711	99997	Family Day Care	Fdc Payment We 13/11/2022	17/11/2022	46,184.46
⌘F154712	28458	Easi Group	Novated Leasing	17/11/2022	2,711.54
⌘F154713	26987	Cti Risk Management	Security - Cash Collection	22/11/2022	2,237.90
⌘F154714	11867	Kevin John Allen	Elected Member Sitting Fees & Allowances	30/11/2022	2,705.83
⌘F154715	12740	Logan Howlett	Elected Member Sitting Fees & Allowances	30/11/2022	11,725.09
⌘F154716	19059	Carol Reeve-Fowkes	Elected Member Sitting Fees & Allowances	30/11/2022	2,705.83
⌘F154717	25353	Philip Eva	Elected Member Sitting Fees & Allowances	30/11/2022	2,705.83
⌘F154718	27326	Michael Separovich	Elected Member Sitting Fees & Allowances	30/11/2022	2,705.83
⌘F154719	27327	Chontelle Stone	Monthly Elected Member Allowance	30/11/2022	2,705.83
⌘F154720	27475	Lara Kirkwood	Elected Member Sitting Fees & Allowances	30/11/2022	3,333.33
⌘F154721	27871	Tom Widenbar	Elected Member Sitting Fees & Allowances	30/11/2022	4,622.43
⌘F154722	27872	Phoebe Corke	Elected Member Sitting Fees & Allowances	30/11/2022	2,705.83
⌘F154723	28238	Tarun Dewan	Elected Member Sitting Fees & Allowances	30/11/2022	2,938.11
⌘F154724	10747	linet Limited	Internet Services	30/11/2022	908.84
⌘F154725	11758	Water Corp Utility Account Only - Please Refer To 11760 When Raising	Water Usage / Sundry Charges	30/11/2022	39,684.15
⌘F154726	11760	Water Corporation	Sewer Easement	30/11/2022	45,440.72
⌘F154727	88888	C & S Letizia	Bond refunds	30/11/2022	9,823.75
⌘F154728	88888	C & S Letizia	Bond refunds	30/11/2022	4,501.25
⌘F154729	99997	Brwa West Aus Landauth Tst	Invoice 124902	30/11/2022	3,018.75
⌘F154730	99997	Lauren Andrews	3X Parking For Meeting, Minor Equipment	30/11/2022	67.20
⌘F154731	99997	Ebony Elford	Cancelled Class Refund	30/11/2022	54.00
⌘F154732	99997	Servau Offcl. Departmental Recpts & Paym	Document Number: 180138567	30/11/2022	217.80
⌘F154733	99997	Mess Makers Pty Ltd	Refund Br2669	30/11/2022	30.00
⌘F154734	99997	Mark Franklin	Wrong Cancellation Date Processed	30/11/2022	35.15
⌘F154735	99997	John And Nicola Linn	Refund Of Fees	30/11/2022	120.00
⌘F154736	99997	Western Australian Swimming Inc	Sponsorship - Swimming Wa	30/11/2022	8,250.00
⌘F154737	99997	A Peck And A Warne	Rehabilitating Roe 8 Work	30/11/2022	13.12
⌘F154738	99997	Martin Jan	Bird Bath Rebate - M Jan	30/11/2022	42.50
⌘F154739	99997	Craig Milne	Bird Bath Rebate - C Milne	30/11/2022	49.50



154740	99997	Robert Smith	Compost Bin Rebate - R Smith	30/11/2022	50.00
154741	99997	Tammy Cobain	Nappy & Sanitary Rebate - T Cobain	30/11/2022	50.00
154742	99997	Vanessa Byrne	Nappy & Sanitary Rebate - V Byrne	30/11/2022	50.00
154743	99997	Rachel Baldock	Compost Bin Rebate - R Baldock	30/11/2022	50.00
154744	99997	Spearwood Primary School	Room Hire Spearwood Progress Association	30/11/2022	132.00
154745	99997	Dr Ld Terrace Prattice Acc	Invoice 00007777	30/11/2022	2,997.50
154746	99997	Corinne Franklin	Bird Bath Rebate - C Franklin	30/11/2022	50.00
154747	99997	John Keely	Verge Rebate	30/11/2022	250.00
154748	99997	Jandakot Bushfire Brigade	Invoice 357	30/11/2022	1,072.00
154749	99997	John Vetta	Crossover Claim - J Vetta 4 Manarola Loo	30/11/2022	300.00
154750	99997	Daniel Patubo	Crossover Claim - D Arizo	30/11/2022	300.00
154751	99997	Dca Consulting Engineers	Invoice Dci9009 - Cockburn Live 2022	30/11/2022	660.00
154752	99997	Cockburn Masters Swimming Club	Sports Eq Grant Seg 202313	30/11/2022	1,000.00
154753	99997	We Are Womxn	Invoice Inv742	30/11/2022	250.00
154754	99997	Adrian Pelliccia	Pen Fee Refund K265	30/11/2022	945.00
154755	99997	Cockburn Volunteer Sea Search & Rescue	Cockburn Volunteer Awards	30/11/2022	500.00
154756	99997	Vj Hartil & Gl Maker	Cockburn Volunteer Awards	30/11/2022	400.00
154757	99997	Cooby Youth Space	Cockburn Volunteer Awards	30/11/2022	300.00
154758	99997	Angela Helen Sawiak	Cockburn Volunteer Awards	30/11/2022	500.00
154759	99997	Gary Allen	Cockburn Volunteer Awards	30/11/2022	400.00
154760	99997	Rosalind Kate De'laney	Cockburn Volunteer Awards	30/11/2022	300.00
154761	99997	Serena S Gamble	Cockburn Volunteer Awards	30/11/2022	300.00
154762	99997	Serena Anderson	Cockburn Volunteer Awards	30/11/2022	500.00
154763	99997	Kevin & Marie Brand	Cockburn Volunteer Awards	30/11/2022	400.00
154764	99997	G & Cr Celenza	Cockburn Volunteer Awards	30/11/2022	300.00
154765	99997	Inspired Development Solutions Pty Ltd	Invoice 1785	30/11/2022	880.00
154766	99997	The Frog Doctor	Invoice 0139	30/11/2022	800.00
154767	99997	Lily Whineray	2022/23 Individual Sponsorship Grant	30/11/2022	1,000.00
154768	99997	Ashlea Crichton	Refund For Adobe Software Monthly Sub	30/11/2022	346.46
154769	99997	Alan Carter	Library Talk - 8Th November 2022	30/11/2022	330.00
154770	99997	Coogee Beach Progress Association	October 2022 Newsletter	30/11/2022	572.00
154771	99997	Mrs Carolyn Williams	Crossover Contribution - C Williams	30/11/2022	300.00
154772	99997	A Peck And A Warne	Rehabilitating Roe 8 Work	30/11/2022	40.10
154773	99997	John D Berston	Crossover Claim - J Berston	30/11/2022	150.00
154774	99997	Aw Ca Ryan	Crossover Claim - A Ryan	30/11/2022	300.00
154775	99997	Michael Burrows	Invoice 005	30/11/2022	374.00
154776	10082	Armandos Sports	Sporting Goods	30/11/2022	1,073.73
154777	10097	Blackwoods Atkins	Engineering Supplies	30/11/2022	870.10
154778	10118	Australia Post	Postage Charges	30/11/2022	10,217.30
154779	10184	Benara Nurseries	Plants	30/11/2022	347.60
154780	10201	Big W Discount Stores	Various Supplies	30/11/2022	100.50

⌘F154781	10207	Boc Gases	Gas Supplies	30/11/2022	548.57
⌘F154782	10221	Bp Australia Pty Ltd	Diesel/Petrol Supplies	30/11/2022	29,885.90
⌘F154783	10226	Bridgestone Australia Ltd	Tyre Services	30/11/2022	2,923.07
⌘F154784	10239	Budget Rent A Car - Perth	Motor Vehicle Hire	30/11/2022	4,609.93
⌘F154785	10244	Building & Const Industry Training Fund	Levy Payment	30/11/2022	28,174.11
⌘F154786	10246	Bunnings Building Supplies Pty Ltd	Hardware Supplies	30/11/2022	5,069.49
⌘F154787	10247	Bunzl Australia Ltd	Paper/Plastic/Cleaning Supplies	30/11/2022	534.57
⌘F154788	10326	City Of Gosnells	Replacement Of Library Supplies / Lsl	30/11/2022	4,285.90
⌘F154789	10354	Cockburn Community And Cultural Council	Poster Boards	30/11/2022	50.00
⌘F154790	10359	Cockburn Painting Service	Painting Supplies/Services	30/11/2022	5,984.00
⌘F154791	10368	Cockburn Wetlands Education Centre	Community Grant	30/11/2022	396.00
⌘F154792	10384	Progrility Pty Ltd	Communication Services	30/11/2022	1,870.00
⌘F154793	10483	Landgate	Mapping/Land Title Searches	30/11/2022	1,309.60
⌘F154794	10526	E & Mj Rosher Pty Ltd	Mower Equipment	30/11/2022	24,051.23
⌘F154795	10535	Workpower Incorporated	Employment Services - Planting	30/11/2022	5,730.12
⌘F154796	10589	Fines Enforcement Registry	Fines Enforcement Fees	30/11/2022	2,997.00
⌘F154797	10611	Forpark Australia	Playground Equipment	30/11/2022	36,305.50
⌘F154798	10655	Ghd Pty Ltd	Consultancy Services	30/11/2022	2,926.00
⌘F154799	10683	Gronbek Security	Locksmith Services	30/11/2022	12,619.60
⌘F154800	10783	Jandakot Metal Industries Pty Ltd	Metal Supplies	30/11/2022	1,522.40
⌘F154801	10787	Jandakot Accident Repair Centre	Panel Beating Services	30/11/2022	3,000.00
⌘F154802	10824	Kci Industries Pty Ltd	Repairs/Maintenance Services	30/11/2022	603.55
⌘F154803	10888	Lj Caterers	Catering Services	30/11/2022	8,127.57
⌘F154804	10913	Bucher Municipal Pty Ltd	Purchase Of New Plant / Repair Services	30/11/2022	7,101.10
⌘F154805	10923	Major Motors Pty Ltd	Repairs/Maintenance Services	30/11/2022	62,200.22
⌘F154806	10938	Mrp Pest Management	Pest & Weed Management	30/11/2022	3,720.16
⌘F154807	10944	Mcleods	Legal Services	30/11/2022	13,309.69
⌘F154808	10951	Melville Motors Pty Ltd	Motor Cars	30/11/2022	2,650.00
⌘F154809	10982	Modern Teaching Aids Pty Ltd	Teaching Aids	30/11/2022	64.30
⌘F154810	10991	Beacon Equipment	Mowing Equipment	30/11/2022	3,253.20
⌘F154811	11004	Murdoch University Office Of Finance, Planning & Reporting	Analysing Services	30/11/2022	611.60
⌘F154812	11028	Neverfail Springwater Ltd	Bottled Water Supplies	30/11/2022	477.51
⌘F154813	11036	Northlake Electrical Pty Ltd	Electrical Services	30/11/2022	67,835.16
⌘F154814	11077	P & G Body Builders Pty Ltd	Plant Body Building Services	30/11/2022	9,328.00
⌘F154815	11152	Fulton Hogan Industries Pty Ltd	Road Maintenance	30/11/2022	7,444.80
⌘F154816	11182	Premium Brake & Clutch Services Pty Ltd	Brake Services	30/11/2022	8,405.43
⌘F154817	11247	Richgro Wa	Gardening Supplies	30/11/2022	302.02
⌘F154818	11284	The Royal Life Saving Society Wa Inc Pty Ltd	Training Services	30/11/2022	2,412.10
⌘F154819	11307	Satellite Security Services Pty Ltd	Security Services	30/11/2022	11,462.25
⌘F154820	11308	Boss Industrial Formally Sba Supplies	Hardware Supplies	30/11/2022	5,570.12
⌘F154821	11334	Shenton Pumps	Pool Equipment/Services	30/11/2022	10,488.68

EF154822	11449	Spearwood Florist Ultimate Co Pty Ltd	Floral Arrangements	30/11/2022	250.00
EF154823	11483	St John Ambulance Aust Wa Operations	First Aid Courses	30/11/2022	270.00
EF154824	11511	Statewide Bearings	Bearing Supplies	30/11/2022	321.15
EF154825	11557	Technology One Ltd	It Consultancy Services	30/11/2022	679.80
EF154826	11625	Nutrien Water	Reticulation Supplies	30/11/2022	14,735.73
EF154827	11642	Trailer Parts Pty Ltd	Trailer Parts	30/11/2022	617.71
EF154828	11701	Vibra Industrial Filtration Australasia	Filter Supplies	30/11/2022	969.87
EF154829	11702	Villa Dalmacia Association Inc.	Spical Club Activities	30/11/2022	130.00
EF154830	11722	Wa Hino Sales & Service	Purchase Of New Trucks / Maintenance	30/11/2022	1,010.71
EF154831	11787	Department Of Transport	Vehicle Search Fees	30/11/2022	594.50
EF154832	11789	Walga	Advertising/Training Services	30/11/2022	3,320.00
EF154833	11793	Western Irrigation Pty Ltd	Irrigation Services/Supplies	30/11/2022	13,934.79
EF154834	11828	Worldwide Online Printing - O'connor	Printing Services	30/11/2022	1,289.44
EF154835	11835	Wurth Australia Pty Ltd	Hardware Supplies	30/11/2022	1,519.69
EF154836	12014	Tutt Bryant Equipment Bt Equipment Pty Ltd T/As	Excavating/Earthmoving Equipment	30/11/2022	2,708.48
EF154837	12018	O'connor Lawnmower & Chainsaw Centre	Mowing Equipment/Parts/Services	30/11/2022	130.00
EF154838	12127	Able Westchem	Chemical/Cleaning Supplies	30/11/2022	137.10
EF154839	12153	Hays Personnel Services Pty Ltd	Employment Services	30/11/2022	14,576.85
EF154840	12219	Parks & Leisure Australia	Subscription Renewal	30/11/2022	495.00
EF154841	12388	Elite Pool Covers	Pool Covers	30/11/2022	418.00
EF154842	12500	Ellenby Tree Farm	Plant Supplies	30/11/2022	1,045.55
EF154843	12656	Coogee Beach Surf Lifesaving Club Inc	Poore Grove Slsc Development Costs	30/11/2022	17,500.00
EF154844	13549	Tompkins On Swan	Venue/Catering Services	30/11/2022	1,310.00
EF154845	13563	Green Skills Inc	Employment Services	30/11/2022	6,556.06
EF154846	13764	Ddls Australia Pty Ltd	Computer Software	30/11/2022	2,062.50
EF154847	14350	Baileys Fertiliser	Fertiliser Supplies	30/11/2022	508.20
EF154848	14530	Donald Veal Consultants Pty Ltd	Consultancy Services	30/11/2022	17,440.50
EF154849	15393	Stratagreen	Hardware Supplies	30/11/2022	3,777.83
EF154850	15588	Natural Area Consulting Management Services	Weed Spraying	30/11/2022	2,534.07
EF154851	15746	Western Australia Police Service	Police Clearances	30/11/2022	68.00
EF154852	16064	Cms Engineering	Airconditioning Services	30/11/2022	12,008.49
EF154853	16107	Wren Oil	Waste Disposal Services	30/11/2022	33.00
EF154854	16396	Mayday Rental	Road Construction Machine Hire	30/11/2022	9,240.00
EF154855	16533	Total Packaging	Packaging	30/11/2022	463.38
EF154856	16573	Fairies And Themes	Amusement Activity's	30/11/2022	700.00
EF154857	16985	Wa Premix	Concrete Supplies	30/11/2022	5,936.48
EF154858	17345	Kennards Hire - Myaree	Equipment Hire	30/11/2022	4,818.00
EF154859	17471	Pirtek (Fremantle) Pty Ltd	Hoses & Fittings	30/11/2022	7,312.65
EF154860	17553	Altus Traffic Pty Ltd	Traffic Control Services	30/11/2022	5,021.24
EF154861	17555	Maia Financial	Equipment Lease Payments	30/11/2022	17,618.28
EF154862	17608	Nu-Trac Rural Contracting	Beach Cleaning/Firebreak Construction	30/11/2022	10,598.00

EF154863	17624	Allsports Linemarking	Linemarking Services	30/11/2022	2,222.00
EF154864	18126	Dell Australia Pty Ltd	Computer Hardware	30/11/2022	2,805.00
EF154865	18203	Natsync Environmental	Pest Control	30/11/2022	385.00
EF154866	18533	Friends Of The Community Inc.	Donation	30/11/2022	2,950.00
EF154867	18763	Local Community Insurance Services (Part Of Jlt Group)	Community Insurance Policies	30/11/2022	17,580.53
EF154868	18962	Sealanes (1985) P/L	Catering Supplies	30/11/2022	2,133.79
EF154869	19107	Forever Shining	Monument	30/11/2022	4,869.00
EF154870	19533	Woolworths Ltd	Groceries	30/11/2022	2,147.14
EF154871	19541	Turf Care Wa Pty Ltd	Turf Services	30/11/2022	6,634.14
EF154872	19776	Josh Byrne & Associates	Environmental Consultant	30/11/2022	893.75
EF154873	20000	Aust West Auto Electrical Pty Ltd	Auto Electrical Services	30/11/2022	9,539.50
EF154874	20321	Riverjet Pty Ltd	Educting-Cleaning Services	30/11/2022	27,451.89
EF154875	20535	Home-Grown Theatre	Drama Classes	30/11/2022	3,300.00
EF154876	20763	Jecoda Concrete	Concrete Supply	30/11/2022	19,063.00
EF154877	21665	Mmj Real Estate (Wa) Pty Ltd	Property Management Services	30/11/2022	521.40
EF154878	21744	Jb Hi Fi - Commercial	Electronic Equipment	30/11/2022	5,377.43
EF154879	21747	Unicare Health	Wheelchair Hire	30/11/2022	2,762.10
EF154880	21934	Phoenix Podiatry	Podiatry Services	30/11/2022	85.00
EF154881	21946	Ryan's Quality Meats	Meat Supplies	30/11/2022	1,070.34
EF154882	22119	Bindi Bindi Dreaming Marissa Verma	Consult - Aboriginal Education/Ent	30/11/2022	385.00
EF154883	22553	Brownes Food Operations	Catering Supplies	30/11/2022	614.44
EF154884	22613	Vicki Royans	Artistic Services	30/11/2022	750.00
EF154885	22639	Shatish Chauhan	Training Services - Yoga	30/11/2022	2,140.00
EF154886	22658	South East Regional Centre For Urban Landcare Inc (Sercul)	Urban Landcare Services	30/11/2022	8,113.39
EF154887	22806	Chevron Australia Downstream Fuels Pty Ltd	Fuel Supplies	30/11/2022	123,796.22
EF154888	22854	Lgiswa	Insurance Premiums	30/11/2022	253.00
EF154889	22903	Unique International Recoveries Llc	Debt Collectors	30/11/2022	409.60
EF154890	22913	Opal Australian Paper	Envelopes	30/11/2022	532.54
EF154891	23288	Ariane Roemmele	Amusement - Children's Activities	30/11/2022	1,500.00
EF154892	23412	Coastal Motorcycle Club Wa Inc	Motorcross	30/11/2022	1,194.00
EF154893	23457	Totally Workwear Fremantle	Clothing - Uniforms	30/11/2022	3,598.07
EF154894	23506	Hudson Global Resources (Aust) Pty Ltd	Human Resources Consult	30/11/2022	4,489.72
EF154895	23549	West Oz Wildlife	Amusement Park Entry Fees	30/11/2022	1,006.50
EF154896	23570	A Proud Landmark Pty Ltd	Landscape Contruction Services	30/11/2022	75,098.65
EF154897	23579	Daimler Trucks Perth	Purchase Of New Truck	30/11/2022	120.98
EF154898	23777	Wow Wilderness Ecoprojects	Boot Cleaning Station	30/11/2022	641.12
EF154899	23971	Find Wise Location Services	Locating Services - Underground	30/11/2022	784.30
EF154900	24275	Truck Centre Wa Pty Ltd	Purchase Of New Truck	30/11/2022	6,525.75
EF154901	24506	Amaranti's Personal Training	Personal Training Services	30/11/2022	675.00
EF154902	24610	All Flags Signs & Banners	Signs, Flags, Banners	30/11/2022	1,405.80
EF154903	24643	Bibliotheca Rfid Library Systems Australia Pty Ltd	Purchase Of Library Tags	30/11/2022	879.05

154904	24650	Nuts About Natives	Plant Supplies	30/11/2022	1,320.00
154905	24655	Automasters Spearwood	Vehicle Servicing	30/11/2022	10,934.90
154906	24718	Solar Lighting Designs	Solar Design	30/11/2022	18,832.00
154907	24736	Zenien	Cctv Camera Licences	30/11/2022	11,091.34
154908	24864	Fremantle Football Club	Merchandise Stock For Retail Sale	30/11/2022	27,636.93
154909	24949	Bitumen Surfacing The Trustee For Complete Road Services Trust	Bitumen Supplies	30/11/2022	962.50
154910	25063	Superior Pak Pty Ltd	Vehicle Maintenance	30/11/2022	1,801.67
154911	25121	Imagesource Digital Solutions	Billboards	30/11/2022	1,439.90
154912	25128	Horizon West Landscape & Irrigation Pty Ltd	Landscaping Services	30/11/2022	37,023.33
154913	25201	Jtagz Pty Ltd	Wriststraps	30/11/2022	1,089.00
154914	25332	Intergraph Corporation	Mapping Services	30/11/2022	3,958.42
154915	25418	Cs Legal	Legal Services	30/11/2022	2,909.31
154916	25586	Envirovap Pty Ltd	Hire Of Leachate Units	30/11/2022	17,517.50
154917	25589	Engtech (Aust) Pty Ltd	Dangerous Goods Assessment & Consultancy	30/11/2022	1,892.00
154918	25731	Wheelie Clean	Cleaning Services	30/11/2022	915.20
154919	25736	Blue Tang (Wa) Pty Ltd T/As Emerge Associates (The Trustee For The F	Consultancy Services	30/11/2022	1,067.00
154920	25771	Integral Development Associates Pty Ltd	Training Courses	30/11/2022	33,788.70
154921	25813	Lg Connect Pty Ltd	Erp Systems Development	30/11/2022	2,816.00
154922	26114	Grace Records Management	Records Management Services	30/11/2022	19.62
154923	26120	Ecoburbia	Environmental Waste Workshops	30/11/2022	3,520.00
154924	26195	Play Check	Consulting Services	30/11/2022	1,980.00
154925	26211	Amcom Pty Ltd	Internet/Data Services	30/11/2022	3,525.74
154926	26257	Paperbark Technologies Pty Ltd	Arboricultural Consultancy Services	30/11/2022	9,828.00
154927	26303	Gecko Contracting Turf & Landscape Maintenance	Turf & Landscape Maintenance	30/11/2022	90,639.43
154928	26314	Cpe Group	Temporary Employment Services	30/11/2022	10,150.74
154929	26369	All Retaining Systems	Construction Services	30/11/2022	10,780.00
154930	26382	Rangs Graphics And Design	Software Licences	30/11/2022	385.00
154931	26423	Alpha Pest Animal Solutions Invasive Species Pty Ltd	Pest Control Services	30/11/2022	15,451.70
154932	26470	Scp Conservation	Fencing Services	30/11/2022	40,601.00
154933	26486	Bibra Lake Fabricators Pty Ltd	Fabrication Services	30/11/2022	1,419.00
154934	26516	Ultimate Limestone	Construction Services	30/11/2022	1,650.00
154935	26558	Healthcare Australia Pty Ltd	Temporary Employment Services	30/11/2022	1,329.73
154936	26574	Eva Bellydance	Entertainment - Belly Dancing	30/11/2022	300.00
154937	26614	Marketforce Pty Ltd	Advertising	30/11/2022	858.00
154938	26625	Andover Detailers	Car Detailing Services	30/11/2022	2,253.15
154939	26698	Melville Mitsubishi	Purchase Of New Vehicles & Maintenance	30/11/2022	78.95
154940	26705	Creative Adm	Marketing Services	30/11/2022	1,551.00
154941	26709	Talis Consultants Pty Ltd	Waste Consultancy	30/11/2022	13,514.60
154942	26739	Kerb Doctor	Kerb Maintenance	30/11/2022	19,139.62
154943	26743	Statewide Turf Services	Turf Renovation	30/11/2022	19,552.50
154944	26745	Embroidme Myaree	Embroidery	30/11/2022	627.00

⌘F154945	26754	Connect Call Centre Services	Call Centre Services	30/11/2022	7,526.97
⌘F154946	26778	Robert Walters	Recruitment Services	30/11/2022	6,414.22
⌘F154947	26783	Leslie Hinton	Entertainment	30/11/2022	1,110.00
⌘F154948	26800	The Goods	Retail	30/11/2022	162.80
⌘F154949	26811	Romeri Motor Trimmers	Upholstery Repair	30/11/2022	176.00
⌘F154950	26812	Brooks Choice Removals	Removalists	30/11/2022	990.00
⌘F154951	26814	Circus Enterprises	Entertainment	30/11/2022	840.00
⌘F154952	26864	Guardian Tactile Systems	Tactiles,Stairnosing,Wheel Stops	30/11/2022	319.55
⌘F154953	26888	Media Engine	Graphic Design, Marketing, Video Product	30/11/2022	472.00
⌘F154954	26901	Alyka Pty Ltd	Digital Consultancy And Web Development	30/11/2022	577.50
⌘F154955	26917	Cirrus Networks Pty Ltd	It Network & Telephony Services	30/11/2022	7,120.23
⌘F154956	26929	Elan Energy Matrix Pty Ltd	Recycling Services	30/11/2022	3,024.01
⌘F154957	26932	Central Regional Tafe	Tafe	30/11/2022	1,603.38
⌘F154958	26940	Floorwest Pty Ltd	Floor Coverings	30/11/2022	6,160.00
⌘F154959	26946	Av Truck Services Pty Ltd	Truck Dealership	30/11/2022	7,014.24
⌘F154960	26964	South Metropolitan Tafe	Education	30/11/2022	37.50
⌘F154961	26975	Moodjar Consultancy	Indigenous Advice Information Cultural M	30/11/2022	1,650.00
⌘F154962	26985	Access Icon Pty Ltd	Drainage Products	30/11/2022	1,652.90
⌘F154963	26986	Ahal Consulting	Consultancy	30/11/2022	484.00
⌘F154964	27002	Cockburn Party Hire	Hire Services	30/11/2022	1,772.50
⌘F154965	27010	Quantum Building Services Pty Ltd	Building Maintenance	30/11/2022	164,645.19
⌘F154966	27011	Baileys Marine Fuel Australia	Fuel	30/11/2022	446.63
⌘F154967	27015	Intelli Trac	Gps Tracking	30/11/2022	2,630.10
⌘F154968	27031	Downer Edi Works Pty Ltd	Asphalt Services - Northlake road	30/11/2022	414,010.11
⌘F154969	27044	Graffiti Systems Australia	Graffiti Removal & Anti-Graffiti Coating	30/11/2022	24,433.75
⌘F154970	27046	Tfh Hire Services Pty Ltd	Hire Fencing	30/11/2022	1,170.44
⌘F154971	27052	Event Marquees	Marquee Hire	30/11/2022	1,115.00
⌘F154972	27059	Frontline Fire & Rescue Equipment	Manufacture-Fire Vehicles/Equipment	30/11/2022	1,727.83
⌘F154973	27065	Westbooks	Books	30/11/2022	2,302.55
⌘F154974	27069	Hart Sport	Sports Equipment	30/11/2022	304.40
⌘F154975	27082	Kulbardi Pty Ltd	Stationery Supplies	30/11/2022	2,856.96
⌘F154976	27085	Savills Project Management Pty Ltd	Project Management	30/11/2022	3,300.00
⌘F154977	27093	Magnetic Automation Pty Ltd	Gates/Barriers	30/11/2022	528.00
⌘F154978	27130	Motio Play Pty Ltd	Digital Marketing & Software Service Pro	30/11/2022	3,372.21
⌘F154979	27154	Suez Recycling & Recovery Pty Ltd	Waste Services	30/11/2022	113,439.18
⌘F154980	27177	Initial Hygiene	Hygiene	30/11/2022	39,797.97
⌘F154981	27189	Healthstrong Pty Ltd	Home Care	30/11/2022	440.00
⌘F154982	27226	Showtime Attractions Pty Ltd	Entertainment	30/11/2022	6,270.00
⌘F154983	27261	Tudor House	Flags & Banners	30/11/2022	288.00
⌘F154984	27308	Jatu Clothing & Ppe Pty Ltd	Clothing Ppe	30/11/2022	522.42
⌘F154985	27334	Westcare Print	Printing Services	30/11/2022	253.00

⌘F154986	27355	Playmaster	Playground Equipment	30/11/2022	68,145.00
⌘F154987	27362	The Mighty Booths	Photobooth	30/11/2022	599.00
⌘F154988	27377	Accidental Health And Safety - Perth	First Aid Supplies	30/11/2022	2,838.05
⌘F154989	27396	Ankeet Mehta Spearwood Newspaper Round Delivery	Newspaper Delivery	30/11/2022	46.80
⌘F154990	27401	Emprise Mobility	Mobility Equipment	30/11/2022	12,412.00
⌘F154991	27403	Freedom Fairies Pty Ltd	Amusement	30/11/2022	1,705.00
⌘F154992	27404	K2 Audiovisual Pty Ltd	Audio Visual Equipment	30/11/2022	4,196.50
⌘F154993	27423	Mechanical Project Services Pty Ltd	Airconditioning Services	30/11/2022	11,086.54
⌘F154994	27427	Home Chef	Cooking/Food Services	30/11/2022	1,555.41
⌘F154995	27437	Pb Reticulation & Maintenance Services Pty Ltd	Irrigation Services	30/11/2022	638.00
⌘F154996	27448	Selectro Services Pty Ltd	Electrical	30/11/2022	5,929.00
⌘F154997	27455	Site Protective Services	Cctv Parts	30/11/2022	130,269.15
⌘F154998	27499	Hodge Collard Preston Architects	Architects	30/11/2022	5,920.75
⌘F154999	27507	Serco Facilities Management Pty Ltd	Cleaning Services	30/11/2022	2,799.54
⌘F155000	27539	Jasmin Carpentry & Maintenance	Carpentry	30/11/2022	28,982.25
⌘F155001	27551	Incognito Catering	Catering Services	30/11/2022	18,335.90
⌘F155002	27566	Thuroona Services	Asbestos Removal	30/11/2022	880.00
⌘F155003	27579	Soco Studios	Photography Services	30/11/2022	3,429.25
⌘F155004	27592	Hey Jay Fix It!! Home Maintenance Service	Home Maintenance	30/11/2022	2,020.00
⌘F155005	27597	Wa Defence Review	Communication And Events	30/11/2022	14,080.00
⌘F155006	27622	Truegrade Medical Supplies	Medical Supplies	30/11/2022	3,649.01
⌘F155007	27631	Aquatic Services Wa Pty Ltd	Pool Equipment & Maintenance	30/11/2022	5,048.56
⌘F155008	27645	Department Of Agriculture, Water And The Environment	Governing Body	30/11/2022	750.00
⌘F155009	27650	Datacom Systems (Au) Pty Ltd	It Sales, Consulting & Service	30/11/2022	3,772.22
⌘F155010	27653	Abs Institute	Training	30/11/2022	942.50
⌘F155011	27657	Positive Balance Massage	Massage Therapy	30/11/2022	500.00
⌘F155012	27672	Smart Waste Solutions Australia Pty Ltd	Waste Disposal Equipment	30/11/2022	1,427.80
⌘F155013	27675	Wgawa Pty Ltd	Consultancy Engineering	30/11/2022	10,307.00
⌘F155014	27676	Blue Force Pty Ltd	Security Services	30/11/2022	986.69
⌘F155015	27695	Qtm Pty Ltd	Traffic Management	30/11/2022	66,354.79
⌘F155016	27701	Perth Better Homes	Shade Sails	30/11/2022	53,361.00
⌘F155017	27710	Relay Controls	Electrical Services	30/11/2022	4,939.00
⌘F155018	27749	Advisian	Consulting - Enginnering	30/11/2022	6,361.78
⌘F155019	27797	City Lift Services Pty Ltd	Lift Maintenance	30/11/2022	1,221.00
⌘F155020	27803	Born To Sparkle	Entertainment	30/11/2022	2,376.00
⌘F155021	27809	Ra-One Pty Ltd	Software	30/11/2022	29,634.00
⌘F155022	27827	Abc Containers	Sea Containers	30/11/2022	231.00
⌘F155023	27829	Smec Australia Pty Ltd	Consultancy - Engineering	30/11/2022	1,478.05
⌘F155024	27831	Butler And Brown	Event Management	30/11/2022	89,929.00
⌘F155025	27850	Dowsing Group Pty Ltd	Concreting Services	30/11/2022	173,633.91
⌘F155026	27865	Pritchard Francis Consulting Pty Ltd	Engineering Services	30/11/2022	8,635.00

ⒻF155027	27894	Homecare Physiotherapy	Healthcare	30/11/2022	18,773.96
ⒻF155028	27899	Nature Calls Portable Toilets	Hire - Portable Loos	30/11/2022	1,490.00
ⒻF155029	27913	Emerge Associates	Environmental Consulting	30/11/2022	4,789.13
ⒻF155030	27917	Go Doors Advanced Automation	Door Maintenance & Repair	30/11/2022	10,624.05
ⒻF155031	27950	Greenlite Electrical Contractors Pty Ltd	Electrical Services	30/11/2022	44,175.31
ⒻF155032	27953	Truckline	Spare Parts, Truck/Trailer	30/11/2022	300.94
ⒻF155033	27958	Execugifts	Promotional/Merchandise Items	30/11/2022	939.40
ⒻF155034	27965	Stantec Australia Pty Ltd	Engineering Services	30/11/2022	11,713.63
ⒻF155035	27984	Sabrina Fenwick	Excercise Classes	30/11/2022	640.00
ⒻF155036	27986	Daily Living Products	Mobility Equip	30/11/2022	1,287.00
ⒻF155037	27994	Fabritecture Australia Pty Ltd	Construction - Roofing	30/11/2022	6,888.59
ⒻF155038	28003	Taylor Made Design	Graphic Design	30/11/2022	522.50
ⒻF155039	28013	Rps Aap Consulting Pty Ltd	Project Management	30/11/2022	1,655.50
ⒻF155040	28025	The Nappy Guru	Nappy Workshops	30/11/2022	850.00
ⒻF155041	28031	Brandon's Shredding Boxes	Recycling	30/11/2022	60.00
ⒻF155042	28035	Larissa Boyanich	Proof Reading	30/11/2022	585.00
ⒻF155043	28049	Copy Magic	Printing Services	30/11/2022	1,624.70
ⒻF155044	28058	Sage Consulting Engineers Pty Ltd	Consultancy - Engineering	30/11/2022	21,571.00
ⒻF155045	28061	Go2cup	Paper Cups	30/11/2022	6,450.40
ⒻF155046	28062	Marsh	Insurance Premiums	30/11/2022	21,032.00
ⒻF155047	28078	Crayon Australia Pty Ltd	Licensing	30/11/2022	23,977.42
ⒻF155048	28115	Survitec	Safety And Survival Equipment	30/11/2022	75.88
ⒻF155049	28130	Geoffrey London Architectural Consultant	Architectural Consultant	30/11/2022	600.00
ⒻF155050	28136	Shore Water Marine Pty Ltd	Inspection Fees	30/11/2022	153,106.87
ⒻF155051	28151	Polaris Central	Sales, service & parts supply of Polaris Off Road vehicle	30/11/2022	34,958.00
ⒻF155052	28163	Boorloo Aboriginal Cultural Experience	Cultural Services	30/11/2022	440.00
ⒻF155053	28184	Spearwood Veterinary Hospital	Veterinary Hospital	30/11/2022	373.00
ⒻF155054	28189	Mercury Messengers Pty Ltd	Courier Service	30/11/2022	3,984.76
ⒻF155055	28191	Enviro Sweep	Sweeping Services	30/11/2022	9,704.76
ⒻF155056	28197	Lite N Easy Pty Ltd	Food Supplies	30/11/2022	2,386.44
ⒻF155057	28201	Select Fresh	Food Supplies	30/11/2022	465.40
ⒻF155058	28208	Art Plus Public Art	Artistic	30/11/2022	20,000.00
ⒻF155059	28215	Complete Office Supplies Pty Ltd	Stationery	30/11/2022	792.74
ⒻF155060	28222	Tcn Group Pty Ltd	Gift Vouchers	30/11/2022	6,032.18
ⒻF155061	28225	Cybercx Pty Ltd	It Services	30/11/2022	18,700.00
ⒻF155062	28227	Profounder Turfmaster Pty Ltd	Turf Services	30/11/2022	17,658.85
ⒻF155063	28228	Delta Roofing Pty Ltd	Roofing Services	30/11/2022	715.00
ⒻF155064	28233	Western Maze Wa Pty Ltd	Waste Collection Services	30/11/2022	56,820.50
ⒻF155065	28241	Swift Flow Pty Ltd	Plumbing	30/11/2022	19,541.49
ⒻF155066	28246	Hendercare	Nursing Services	30/11/2022	2,215.84
ⒻF155067	28247	Fremantle City Centre Podiatry	Consultancy - Heritage	30/11/2022	80.30



⌘F155068	28258	Garden Care West	Gardening Services	30/11/2022	3,990.80
⌘F155069	28265	Tree Care Wa	Vegetation Maintenance Services	30/11/2022	109,885.69
⌘F155070	28270	Volunteer Home Support	Aged Care	30/11/2022	312.79
⌘F155071	28277	Gesha Coffee Co	Coffee Supplies	30/11/2022	1,528.40
⌘F155072	28283	Mills Recruitment	Recruitment Services	30/11/2022	5,045.10
⌘F155073	28289	Grafton General Products	Mobility Equipment	30/11/2022	1,197.90
⌘F155074	28297	Techbrain	It Consultancy	30/11/2022	1,881.28
⌘F155075	28301	Bondin All Metals	Marine Welding, Fabrication	30/11/2022	15,127.20
⌘F155076	28303	Miracle Recreation Equipment	Playground Equipment	30/11/2022	34,325.50
⌘F155077	28318	Ati-Mirage	Training	30/11/2022	11,144.10
⌘F155078	28343	Hemsley Paterson	Valuation Services	30/11/2022	2,750.00
⌘F155079	28353	Gemtek	Electrical Vehicle Charging	30/11/2022	1,135.20
⌘F155080	28371	Flexi Staff	Employment Services	30/11/2022	26,845.11
⌘F155081	28372	Advanteering - Civil Engineers	Civil Engineering	30/11/2022	6,078.00
⌘F155082	28373	Bos Civil	Civil Construction & Landscaping c100904	30/11/2022	698,242.31
⌘F155083	28384	Bamboozled Productions Pty Ltd	Event Management	30/11/2022	47,850.00
⌘F155084	28388	Professional Search Group Pty Ltd	Recruitment Services	30/11/2022	4,348.39
⌘F155085	28390	Logo Appointments	Employment Services	30/11/2022	6,274.76
⌘F155086	28391	Perth Medical Volunteers Inc	First Aid Services	30/11/2022	330.00
⌘F155087	28392	Mcs Civil Contracting	Engineering/Earthworks	30/11/2022	13,634.50
⌘F155088	28397	Vero Engagement & Voting Solutions Pty Ltd	Software	30/11/2022	2,750.00
⌘F155089	28408	Rc Vegetation Services Pty Ltd	Mowing Services	30/11/2022	9,809.44
⌘F155090	28419	Adam Puffer	Scooter Events	30/11/2022	730.00
⌘F155091	28421	Red Top Creations Pty Ltd	Entertainment	30/11/2022	1,716.00
⌘F155092	28423	Jordies Garden Bags	Waste Services	30/11/2022	18,560.55
⌘F155093	28424	Mark Brundrett	Consultant	30/11/2022	420.00
⌘F155094	28428	Wa Bolts Pty Ltd	Fixings & Fasteners	30/11/2022	7.18
⌘F155095	28432	All Stamps	Stamps	30/11/2022	13.90
⌘F155096	28444	Aviation Pty Ltd	Property Development Management	30/11/2022	28,687.52
⌘F155097	28448	Enchanted Stiltwalking	Roving Entertainment	30/11/2022	3,498.00
⌘F155098	28449	Sheridans	Manufacturing	30/11/2022	851.40
⌘F155099	28455	Mars Healthcare Pty Ltd	Recruitment	30/11/2022	9,097.31
⌘F155100	28458	Easi Group	Novated Leasing	30/11/2022	1,641.63
⌘F155101	10047	Alinta Energy	Natural Gas & Electricity Supply	30/11/2022	339.90
⌘F155102	11794	Synergy	Electricity Usage/Supplies	30/11/2022	21,688.49
⌘F155103	12025	Telstra Corporation	Communications Services	30/11/2022	22,014.04
⌘F155104	99996	Rachael Webb	Rates And Property Related Refunds	30/11/2022	30.00
⌘F155105	99996	Brooke Louise	Rates And Property Related Refunds	30/11/2022	30.00
⌘F155106	99996	Laurell Ann Glover	Rates And Property Related Refunds	30/11/2022	30.00
⌘F155107	99996	Kym Michelle Bloffwitch	Rates And Property Related Refunds	30/11/2022	50.00
⌘F155108	99996	Michelle Ann Lambert	Rates And Property Related Refunds	30/11/2022	100.00

Æ155109	99996	Aveling Homes Pty Ltd	Rates And Property Related Refunds	30/11/2022	375.86
Æ155110	99996	Aaron John Bell	Rates And Property Related Refunds	30/11/2022	147.00
Æ155111	99996	Tim Davies Landscaping Pty Ltd	Rates And Property Related Refunds	30/11/2022	550.60
Æ155112	99996	Peter Ben Djun Zhao	Rates And Property Related Refunds	30/11/2022	1,536.00
Æ155113	99996	Housing Authority	Rates And Property Related Refunds	30/11/2022	1,293.91
Æ155114	99996	Housing Authority	Rates And Property Related Refunds	30/11/2022	1,168.02
Æ155115	99996	Housing Authority	Rates And Property Related Refunds	30/11/2022	1,429.41
Æ155116	99996	Anne Duff	Rates And Property Related Refunds	30/11/2022	612.64
Æ155117	99996	Amy Haynes	Rates And Property Related Refunds	30/11/2022	1,650.73
Æ155118	99996	Housing Authority	Rates And Property Related Refunds	30/11/2022	1,256.97
Æ155119	99996	Julie Kitto	Rates And Property Related Refunds	30/11/2022	100.00
Æ155120	99996	Ashley Baxter	Rates And Property Related Refunds	30/11/2022	1,287.33
Æ155121	99996	Housing Authority	Rates And Property Related Refunds	30/11/2022	1,057.59
Æ155122	99996	Lavan Legal	Rates And Property Related Refunds	30/11/2022	2,991.44
Æ155123	99996	Gusto Realty Trust Account	Rates And Property Related Refunds	30/11/2022	1,066.75
Æ155124	99996	Ian Robert Johnson	Rates And Property Related Refunds	30/11/2022	1,056.27
Æ155125	99996	Ingrid Pietroniro	Rates And Property Related Refunds	30/11/2022	356.58
Æ155126	99996	Harischandra Illa	Rates And Property Related Refunds	30/11/2022	673.42
Æ155127	99996	G T Rowland	Rates And Property Related Refunds	30/11/2022	409.54
Æ155128	99996	Carlin Team	Rates And Property Related Refunds	30/11/2022	498.50
Æ155129	99996	Ana Nujic	Rates And Property Related Refunds	30/11/2022	3,575.33
Æ155130	99996	Ingrid Pietroniro	Rates And Property Related Refunds	30/11/2022	826.03
Æ155131	99996	Mirko Taulla	Rates And Property Related Refunds	30/11/2022	2,009.97
Æ155132	99996	Revenuewa	Rates And Property Related Refunds	30/11/2022	149.65
Æ155133	99996	Malco Property Group Pty Ltd	Rates And Property Related Refunds	30/11/2022	318.95
Æ155134	99996	Christopher Crawford	Rates And Property Related Refunds	30/11/2022	1,671.14
Æ155135	99996	Perth One Real Estate	Rates And Property Related Refunds	30/11/2022	604.93
Æ155136	99996	Michael Clouett	Rates And Property Related Refunds	30/11/2022	1,642.79
Æ155137	99996	Lutri-Marlene Moller	Rates And Property Related Refunds	30/11/2022	1,625.30
Æ155138	99996	Cooper Webb Lawyers	Rates And Property Related Refunds	30/11/2022	1,631.55
Æ155139	99996	Kate March	Rates And Property Related Refunds	30/11/2022	587.37
Æ155140	99996	Paul Sarracini	Rates And Property Related Refunds	30/11/2022	412.00
Æ155141	99996	Effective Legal Pty Ltd	Rates And Property Related Refunds	30/11/2022	1,024.09
Æ155142	99996	Beaumonde Hospitality Australia	Rates And Property Related Refunds	30/11/2022	4,370.14
Æ155143	99996	Allmont Pty Ltd	Rates And Property Related Refunds	30/11/2022	3,387.23
Æ155144	99996	Sherinder Singh Kohli	Rates And Property Related Refunds	30/11/2022	1,996.37
Æ155145	99996	Jacob Mckenna	Rates And Property Related Refunds	30/11/2022	925.18
Æ155146	99996	Mike Teavee Pty Ltd	Rates And Property Related Refunds	30/11/2022	303.01
Æ155147	99996	Beeliar Management Pty Ltd	Rates And Property Related Refunds	30/11/2022	215.36
Æ155148	99996	Ying Yang	Rates And Property Related Refunds	30/11/2022	227.72
Æ155149	10152	Aust Services Union	Payroll Deductions	28/11/2022	860.60

EF155150	10154	Australian Taxation Office	Payroll Deductions	28/11/2022	511,907.00
EF155151	10305	Child Support Agency	Payroll Deductions	28/11/2022	680.62
EF155152	11001	Local Government Racing & Cemeteries Employees Union Lgrceu	Payroll Deductions	28/11/2022	44.00
EF155153	19726	Health Insurance Fund Of Wa	Payroll Deductions	28/11/2022	923.50
EF155154	27874	Smartsalary	Salary Packaging/Leasing Administration	28/11/2022	11,623.92
EF155155	26987	Cti Risk Management	Security - Cash Collection	29/11/2022	1,442.20
EF155156	99997	Haley Mason	Crossover Contribution - H Mason	29/11/2022	150.00
EF155157	11760	Water Corporation	Sewer Easement	30/11/2022	4,835.92
TOTAL OF 863 EFT PAYMENTS					10,874,497.08
LESS: CANCELLED EFT PAYMENTS					
EF153060	11760	Water Corporation	Sewer Easement	29/11/2022	-4,835.92
EF153920	88888	Sundry Creditor Eft	Refund	7/11/2022	-7,812.50
EF153927	99997	Coc Grants, Donations & Refunds	Grants, Donations & Refunds	7/11/2022	-50.00
EF154297	28224	Keepme	Software	7/11/2022	-20,197.73
EF154312	99996	Rates And Property Related Eft Refunds (Not Bonds)	Rates And Property Related Refunds	29/11/2022	-73.72
EF154333	99996	Rates And Property Related Eft Refunds (Not Bonds)	Rates And Property Related Refunds	22/11/2022	-30.00
EF154356	88888	Sundry Creditor Eft	Refund	29/11/2022	-100.00
EF154386	99997	Coc Grants, Donations & Refunds	Grants, Donations & Refunds	29/11/2022	-50.00
EF154391	99997	Coc Grants, Donations & Refunds	Grants, Donations & Refunds	29/11/2022	-218.92
EF154418	99997	Coc Grants, Donations & Refunds	Grants, Donations & Refunds	24/11/2022	-67.20
EF154625	27653	Abs Institute	Training	24/11/2022	-942.50
TOTAL CANCELLED EFT PAYMENT					-34,378.49
TOTAL EFT PAYMENTS (EXCL. CANCELLED PAYMENTS)					10,840,118.59
ADD: BANK FEES					
BPAY BATCH FEE					14.07
MERCHANT FEES COC					6,416.17
MERCHANT FEES MARINA					441.89
MERCHANT FEES ARC					4,303.40
MERCHANT FEES VARIOUS OUT CENTRES					1,889.41
NATIONAL BPAY CHARGE					3,340.80
RTGS/ACLR FEE					
NAB TRANSACT FEE					389.84
MERCHANDISE / OTHER FEES					
					16,795.58

	<u>ADD: CREDIT CARD PAYMENTS</u>		81,489.80
	<u>ADD: PAYROLL PAYMENTS</u>		
	COC26/10/22 Pmt 000218096746 City of Cockburn	1/11/2022	6,129.42
	COC27/10/22 Pmt 000218096223 City of Cockburn	1/11/2022	93.62
	COC28/10/22 Pmt 000218097243 City of Cockburn	1/11/2022	10,378.84
	COC28/10/22 Pmt 000218155701 City of Cockburn	2/11/2022	43,072.99
	COC03/11/22 Pmt 000218663393 City of Cockburn	9/11/2022	2,873.69
	COC04/11/22 Pmt 000218664792 City of Cockburn	9/11/2022	9,498.41
	COC06/11/22 Pmt 000218708913 City of Cockburn	9/11/2022	1,559,720.39
	COC29/10/22 Pmt 000218666985 City of Cockburn	9/11/2022	431.24
	COC10/11/22 Pmt 000218831487 City of Cockburn	10/11/2022	1,418.90
	COC11/11/22 Pmt 000218926534 City of Cockburn	11/11/2022	574.50
	COC10/11/22 Pmt 000219002742 City of Cockburn	14/11/2022	633.48
	COC11/11/22 Pmt 000219003371 City of Cockburn	14/11/2022	46,288.25
	COC14/11/22 Pmt 000219021342 City of Cockburn	14/11/2022	383.55
	COC18/11/22 Pmt 000219670226 City of Cockburn	23/11/2022	5,000.81
	COC20/11/22 Pmt 000219718485 City of Cockburn	23/11/2022	1,542,644.56
	COC24/11/22 Pmt 000219799902 City of Cockburn	24/11/2022	1,733.74
	COC24/11/22 Pmt 000219840391 City of Cockburn	24/11/2022	2,212.58
	COC23/11/22 Pmt 000220158054 City of Cockburn	29/11/2022	7,538.73
	COC25/11/22 Pmt 000220158213 City of Cockburn	29/11/2022	20,560.32
			3,261,188.02
	TOTAL PAYMENTS MADE FOR THE MONTH		14,199,591.99



DECEMBER 2022 PAYMENT LISTING

MUNICIPAL FUND

PAYMENT No.	ACCOUNT No.	PAYEE	PAYMENT DESCRIPTION	DATE	VALUE \$
EF155158	99997	Family Day Care	Fdc Payment We 27/11/2022	1/12/2022	48,883.79
EF155159	28222	Tcn Group Pty Ltd	Gift Vouchers	1/12/2022	22,178.00
EF155160	10118	Australia Post	Postage Charges	6/12/2022	33,864.75
EF155161	11361	Sigma Chemicals Pty Ltd	Chemical Supplies	6/12/2022	2,918.08
EF155162	22752	Elgas Limited	Gas Supplies	6/12/2022	748.04
EF155163	26987	Cti Risk Management	Security - Cash Collection	6/12/2022	1,447.45
EF155164	10152	Aust Services Union	Payroll Deductions	12/12/2022	860.60
EF155165	10154	Australian Taxation Office	Payroll Deductions	12/12/2022	491,116.00
EF155166	10305	Child Support Agency	Payroll Deductions	12/12/2022	680.62
EF155167	11001	Local Government Racing & Cemeteries Employees Union Lgrceu	Payroll Deductions	12/12/2022	44.00
EF155168	19726	Health Insurance Fund Of Wa	Payroll Deductions	12/12/2022	1,310.70
EF155169	27874	Smartsalary	Salary Packaging/Leasing Administration	12/12/2022	11,698.65
EF155170	28458	Easi Group	Novated Leasing	12/12/2022	2,351.76
EF155171	27475	Lara Kirkwood	Elected Member Sitting Fees & Allowances	13/12/2022	1,199.50
EF155172	99996	Callum Barber	Rates And Property Related Refunds	13/12/2022	73.72
EF155173	99996	Ana & Marijan Nujic	Rates And Property Related Refunds	13/12/2022	3,575.33
EF155174	99996	Symbolise Holdings	Rates And Property Related Refunds	13/12/2022	2,024.75
EF155175	99996	Complete Sheds & Patois	Rates And Property Related Refunds	13/12/2022	56.65
EF155176	99996	A & K Spencer	Rates And Property Related Refunds	13/12/2022	441.00
EF155177	99996	Davley Building Pty Ltd	Rates And Property Related Refunds	13/12/2022	295.00
EF155178	99996	Sean Collins	Rates And Property Related Refunds	13/12/2022	231.50
EF155179	99996	Jon Morellini	Rates And Property Related Refunds	13/12/2022	1,654.09
EF155180	99996	Kelly P Jones	Rates And Property Related Refunds	13/12/2022	793.96
EF155181	99996	David Dos Santos	Rates And Property Related Refunds	13/12/2022	1,812.00
EF155182	99996	Perth One Real Estate	Rates And Property Related Refunds	13/12/2022	421.00
EF155183	99996	Jo-Anne Mary Montero	Rates And Property Related Refunds	13/12/2022	25.00
EF155184	99996	Domenic Cappellucci	Rates And Property Related Refunds	13/12/2022	15.00
EF155185	99996	Jo-Anne Mary Montero	Rates And Property Related Refunds	13/12/2022	10.00
EF155186	99996	Kelly Marie Wharton	Rates And Property Related Refunds	13/12/2022	103.75
EF155187	99996	Debra Helen White	Rates And Property Related Refunds	13/12/2022	150.00
EF155188	99996	Angelina Lopresti	Rates And Property Related Refunds	13/12/2022	75.00
EF155189	99996	Angelina Lopresti	Rates And Property Related Refunds	13/12/2022	75.00
EF155190	99996	Direct Homes Wa	Rates And Property Related Refunds	13/12/2022	1,536.00
EF155191	99996	Michael Mcintosh	Rates And Property Related Refunds	13/12/2022	1,500.00
EF155192	99996	Susan Lawrance	Rates And Property Related Refunds	13/12/2022	810.28
EF155193	99996	Ross & Galloway Property	Rates And Property Related Refunds	13/12/2022	640.65
EF155194	99996	Sam Field	Rates And Property Related Refunds	13/12/2022	1,641.63



EF155195	99996	Kd James	Rates And Property Related Refunds	13/12/2022	750.00
EF155196	99996	Eugene Henry	Rates And Property Related Refunds	13/12/2022	950.23
EF155197	99996	Perth Property Group	Rates And Property Related Refunds	13/12/2022	3,204.00
EF155198	99996	Denis Zlentic	Rates And Property Related Refunds	13/12/2022	3,733.63
EF155199	99996	Gusto Realty Trust Account	Rates And Property Related Refunds	13/12/2022	827.02
EF155200	99996	Tanya Cooper	Rates And Property Related Refunds	13/12/2022	1,130.90
EF155201	99996	Julie Higson	Rates And Property Related Refunds	13/12/2022	861.44
EF155202	99996	Charlotte Mcginn	Rates And Property Related Refunds	13/12/2022	561.00
EF155203	99996	Zhou Chen	Rates And Property Related Refunds	13/12/2022	1,650.06
EF155204	99996	Phakamat Henderson	Rates And Property Related Refunds	13/12/2022	1,500.00
EF155205	99996	Natasha Mcfarland	Rates And Property Related Refunds	13/12/2022	743.48
EF155206	99996	Lisandro Lie	Rates And Property Related Refunds	13/12/2022	1,022.06
EF155207	99996	Real Property Wa Pty Ltd	Rates And Property Related Refunds	13/12/2022	417.10
EF155208	99996	Perth One Real Estate	Rates And Property Related Refunds	13/12/2022	1,361.40
EF155209	99996	Stefano Madau	Rates And Property Related Refunds	13/12/2022	430.85
EF155210	99996	Jake Patterson	Rates And Property Related Refunds	13/12/2022	433.10
EF155211	99996	Settlement Talk	Rates And Property Related Refunds	13/12/2022	353.50
EF155212	99996	Aigle Royal Developments Pty Ltd	Rates And Property Related Refunds	13/12/2022	258.00
EF155213	99996	Gold Estate Holdings Pty Ltd	Rates And Property Related Refunds	13/12/2022	853.41
EF155214	23250	Department Of Planning, Lands & Heritage	Dap Applications & Dap Fees	13/12/2022	13,207.00
EF155215	88888	Mr Jeff Ralston	Bond Refunds	13/12/2022	100.00
EF155216	88888	Gosh Holdings Pty Ltd	Bond Refunds	13/12/2022	26,611.53
EF155217	88888	Hollywood Interiors	Bond Refunds	13/12/2022	56.65
EF155218	88888	Sundry Creditor Eft	Bond Refunds	13/12/2022	100.00
EF155219	88888	Ar Developments	Bond Refunds	13/12/2022	1,316.99
EF155220	88888	Ar Developments	Bond Refunds	13/12/2022	32,924.82
EF155221	88888	North Alpha Pty Ltd	Bond Refunds	13/12/2022	12,500.00
EF155222	88888	Lechun Zhang	Bond Refunds	13/12/2022	80.00
EF155223	88888	Craig B Dunne	Bond Refunds	13/12/2022	80.00
EF155224	88888	Papori Barua	Bond Refunds	13/12/2022	80.00
EF155225	88888	S M Greenwood	Bond Refunds	13/12/2022	80.00
EF155226	88888	Mj And Cas Reeve-Fowkes	Bond Refunds	13/12/2022	80.00
EF155227	88888	I G Hill & L S Ottosson Hill	Bond Refunds	13/12/2022	3,150.00
EF155228	99997	Cockburn Basketball Association	Club Recognition Program	13/12/2022	1,500.00
EF155229	99997	Coc Grants, Donations & Refunds	Grants, Donations & Refunds	13/12/2022	50.00
EF155230	99997	K Appleyard & A Mangano	Nappy And Sanitary Product Rebate	13/12/2022	50.00
EF155231	99997	Richard Munsie	Waterwise Verge Incentive Scheme Rebate	13/12/2022	218.92
EF155232	99997	Servau Offcl. Departmental Recpts & Paym	Document Number: 180138567	13/12/2022	217.80
EF155233	99997	Cockburn Volunteer Sea Search & Rescue	Cockburn Volunteer Awards	13/12/2022	500.00
EF155234	99997	Multicultural Connect Australia	2022/23 Cultural Grant	13/12/2022	4,500.00
EF155235	99997	Hamilton Hill Community Group	2022/23 Cultural Grant Grant	13/12/2022	5,000.00
EF155236	99997	South Coogee Volunteer Bush Fire Brigade	Community Grant Washing Machine To Wash	13/12/2022	1,500.00
EF155237	99997	Wa Multicultural Table Tennis Association	Community Grant Purchase Of Two Table Te	13/12/2022	3,000.00



EF155238	99997	Godfrey Reginald Louis Weldt	Seniors Got Talent Ticket	13/12/2022	63.40
EF155239	99997	Emeritus Professor Dennis Haskell, Am	Grants, Donations & Refunds	13/12/2022	300.00
EF155240	99997	Jandakot Bushfire Brigade	Invoice 356	13/12/2022	750.00
EF155241	99997	Success Playgroup	Community Grant-Soft Play Equipment	13/12/2022	400.00
EF155242	99997	Western Sports Media	Community Grant-Contribution Towards Pur	13/12/2022	1,100.00
EF155243	99997	Spanish Club Of Wa Inc	Community Grant-Pc Equipment	13/12/2022	4,300.00
EF155244	99997	Hammond Park Community Association Inc	Community Grant-Trestle Tables And Lapto	13/12/2022	1,490.00
EF155245	99997	Treeby Community Association Inc	Community Grant-Three Community Events	13/12/2022	4,689.00
EF155246	99997	Rafeen Boyle	Equipment For Turtle Tracker Citizen Sci	13/12/2022	37.50
EF155247	99997	Karen And Ross Whittle - Herbert	Invoice Coc2022.11	13/12/2022	411.40
EF155248	99997	Alfred Charles Taylor	Grants, Donations & Refunds	13/12/2022	300.00
EF155249	99997	Coolbellup Community Association	Community Grant-Group Promotion	13/12/2022	3,000.00
EF155250	99997	Kylie Quinn	Refund Of Matt Hale Tickets	13/12/2022	105.00
EF155251	99997	Mare Luik	Reimbursement Of Fees - Mare Luik	13/12/2022	509.96
EF155252	99997	Mare Luik	Reimbursement Of Mandatory Book Costs	13/12/2022	67.50
EF155253	99997	Success Primary School	Bus Subsidy	13/12/2022	622.20
EF155254	99997	Friends Of Woodman Point Recreation Camp	Community Grant Purchase Of Equipment Mu	13/12/2022	1,336.00
EF155255	99997	Cockburn Cricket Club	Community Grant Support For Mens Mental	13/12/2022	1,500.00
EF155256	99997	Cockburn Chinese Community Association I	Community Grant Support For Ccca Parents	13/12/2022	3,300.00
EF155257	99997	Tamara Perry	Contract Overpayment	13/12/2022	63.10
EF155258	99997	Lisa Brideson	Staff Reimbursement - Plants And Crafts	13/12/2022	350.60
EF155259	99997	Dennis Lee	Cat Sterilisation Subsidy	13/12/2022	50.00
EF155260	99997	South Beach Community Group Inc	Community Grant For Summer Community Eve	13/12/2022	4,659.00
EF155261	99997	Playgroup Wa Inc	Community Grant For Treeby Community Pla	13/12/2022	1,489.40
EF155262	99997	Sandra Tjahjant Swann	Reimbursement Of Fees	13/12/2022	1,153.13
EF155263	99997	Cheryl Fly	Refund For Incorrect Swipe Card Charge	13/12/2022	50.00
EF155264	99997	St Jerome Parish Seniors Club	Bus Subsidy	13/12/2022	100.00
EF155265	99997	Transfolk Of Wa Incorporate	Donation To Transfolk Wa	13/12/2022	769.12
EF155266	99997	Kingston Reid Pty Limited	Invoice 1251	13/12/2022	7,032.43
EF155267	99997	Hamilton Hill Community Group	Small Events Sponsorship	13/12/2022	2,000.00
EF155268	99997	Tegan O'neill	Crossover Rebate	13/12/2022	300.00
EF155269	99997	J F Donald	Petty Cash Refund 30.11.2022	13/12/2022	36.00
EF155270	99997	Allan Johns	Verge Incentive Rebate	13/12/2022	140.80
EF155271	99997	Radio Fremantle	Grant Phone System Upgrade	13/12/2022	1,100.00
EF155272	99997	Melissa Creagh	Individual Sponsorship Inv 01	13/12/2022	1,000.00
EF155273	99997	Amy Wythes	Reimbursement Of Fees - A Hacking	13/12/2022	1,432.00
EF155274	10118	Australia Post	Postage Charges	13/12/2022	19,283.02
EF155275	10484	Department Of Mines, Industry Regulation And Safety	Building Services Levy	13/12/2022	57,697.20
EF155276	22859	Top Of The Ladder	Gutter Cleaning Services	13/12/2022	21,366.40
EF155277	26987	Cti Risk Management	Security - Cash Collection	13/12/2022	1,619.80
EF155278	27855	Total Landscape Redevelopment Service Pty Ltd	Tree Watering	13/12/2022	96,727.40
EF155279	28002	Little Aussie Directories	Advertising	13/12/2022	1,265.00
EF155280	28383	Next Power	Solar Services	13/12/2022	2,145.00

EF155281	99997	Family Day Care	Fdc Payment We 11/12/2022	15/12/2022	48,535.10
EF155282	10590	Department Of Fire And Emergency Services	Esl Levy & Related Costs	20/12/2022	5,864,544.00
EF155283	12565	Southern Metro Regional Council - Loans	Loan Repayment	20/12/2022	408,170.81
EF155284	21691	Zettanet Pty Ltd	Internet/Web Services	20/12/2022	822.28
EF155285	26735	Shane Mcmaster Surveys	Survey Services	20/12/2022	8,305.00
EF155286	26987	Cti Risk Management	Security - Cash Collection	20/12/2022	2,553.85
EF155287	88888	Telesia Tatafu	Bond Refunds	22/12/2022	1,000.00
EF155288	99997	J A Collins	Nappy And Sanitary Product Rebate	22/12/2022	50.00
EF155289	99997	Miss Jennifer Tanti	Port Coogee Marina – Short Stay H215 Pen	22/12/2022	311.00
EF155290	99997	Benedetta Paparella	Unspent Funds And Overpaid Fees	22/12/2022	2,860.16
EF155291	99997	Tanya Jaceglau	Bird Bath Rebate - T Jaceglau	22/12/2022	26.39
EF155292	99997	Servau Offcl Departmental Recpts&Pay	Grants, Donations & Refunds	22/12/2022	222.75
EF155293	99997	Christine Athanassiou	Grants, Donations & Refunds	22/12/2022	255.80
EF155294	99997	Mg & Em Miller	Senior Security Subsidy Scheme	22/12/2022	200.00
EF155295	99997	Stephen Martin	Senior Security Subsidy Scheme	22/12/2022	100.00
EF155296	99997	Kevin Cornell	Senior Security Subsidy Scheme	22/12/2022	200.00
EF155297	99997	Beverley C Bedford	Senior Security Subsidy Scheme	22/12/2022	100.00
EF155298	99997	Tiam Phong Poh	Senior Security Subsidy Scheme	22/12/2022	300.00
EF155299	99997	Robyn D Marler	Senior Security Subsidy Scheme	22/12/2022	200.00
EF155300	99997	Sj &Am Hart	Senior Security Subsidy Scheme	22/12/2022	100.00
EF155301	99997	Trevor John Whitton	Senior Security Subsidy Scheme	22/12/2022	200.00
EF155302	99997	Joanne Nicklason	Senior Security Subsidy Scheme	22/12/2022	100.00
EF155303	99997	S.H.Lee & Y.F.Wong	Senior Security Subsidy Scheme	22/12/2022	100.00
EF155304	99997	Mrs Kathleen Wyn Evans	Senior Security Subsidy Scheme	22/12/2022	45.00
EF155305	99997	Mj & Kf Connolly	Senior Security Subsidy Scheme	22/12/2022	300.00
EF155306	99997	Yh Teh And Eh Teh	Senior Security Subsidy Scheme	22/12/2022	100.00
EF155307	99997	Terence David Mott	Uniform Reimbursement	22/12/2022	349.99
EF155308	99997	Thi Lanh Bui	Bird Bath Rebate	22/12/2022	30.00
EF155309	99997	Mj And Sa Olsson	Senior Security Subsidy Scheme	22/12/2022	200.00
EF155310	99997	Jf Holborn & Jm Holborn	Senior Security Subsidy Scheme	22/12/2022	200.00
EF155311	99997	John Ross Mack	Senior Security Subsidy Scheme	22/12/2022	300.00
EF155312	99997	Angela Travia	Senior Security Subsidy Scheme	22/12/2022	200.00
EF155313	99997	Coral L Sainsbury	Senior Security Subsidy Scheme	22/12/2022	300.00
EF155314	99997	Kerry A Natrass	Senior Security Subsidy Scheme	22/12/2022	140.00
EF155315	99997	Willem & Tracey Goor	Senior Security Subsidy Scheme	22/12/2022	300.00
EF155316	99997	Au & Jr Grljusich	Senior Security Subsidy Scheme	22/12/2022	300.00
EF155317	99997	Gordon Radaich	Senior Security Subsidy Scheme	22/12/2022	300.00
EF155318	99997	Philip Bushe Jones	Senior Security Subsidy Scheme	22/12/2022	100.00
EF155319	99997	Adam Hayman	Reimbursement Of Training Expense	22/12/2022	135.00
EF155320	99997	Cockburn Masters Swimming Club Inc	Sponsorship-Coogee Jetty To Jetty Swim	22/12/2022	11,000.00
EF155321	99997	MI Schlink	Inv No Tf004	22/12/2022	450.00
EF155322	99997	Colin Mcwilliams	Crossover Rebate	22/12/2022	300.00
EF155323	99997	Ethan Grizia	Junior Sport Travel Assist 2022-23 Rnd 2	22/12/2022	400.00



EF155324	99997	Tamarangi Tunui	Junior Sport Travel Assist 2022-23 Rnd 2	22/12/2022	400.00
EF155325	99997	Charles Allen Toyn	Junior Sport Travel Assist 2022-23 Rnd 2	22/12/2022	400.00
EF155326	99997	Nathan White	Junior Sport Travel Assist 2022-23 Rnd 2	22/12/2022	400.00
EF155327	99997	Isaac Salay	Junior Sport Travel Assist 2022-23 Rnd 2	22/12/2022	400.00
EF155328	99997	Paarveen Waran	Junior Sport Travel Assist 2022-23 Rnd 2	22/12/2022	400.00
EF155329	99997	Kaveen Waran	Junior Sport Travel Assist 2022-23 Rnd 2	22/12/2022	400.00
EF155330	99997	Luke McLaren	Junior Sport Travel Assist 2022-23 Rnd 2	22/12/2022	400.00
EF155331	99997	Sienna Lewis	Junior Sport Travel Assist 2022-23 Rnd 2	22/12/2022	400.00
EF155332	99997	Ruben Steenkamp	Junior Sport Travel Assist 2022-23 Rnd 2	22/12/2022	400.00
EF155333	99997	Maikah Horner	Junior Sport Travel Assist 2022-23 Rnd 2	22/12/2022	400.00
EF155334	99997	Hannah Eveleigh	Junior Sport Travel Assist 2022-23 Rnd 2	22/12/2022	400.00
EF155335	99997	Kelsey Pearson	Junior Sport Travel Assist 2022-23 Rnd 2	22/12/2022	400.00
EF155336	99997	Nathaniel Lindstrom	Junior Sport Travel Assist 2022-23 Rnd 2	22/12/2022	400.00
EF155337	99997	Sienna Davis	Junior Sport Travel Assist 2022-23 Rnd 2	22/12/2022	400.00
EF155338	99997	Kyle Bushby-Martins	Junior Sport Travel Assist 2022-23 Rnd 2	22/12/2022	400.00
EF155339	99997	Mikayla Hosking	Junior Sport Travel Assist 2022-23 Rnd 2	22/12/2022	400.00
EF155340	99997	Dylan Chapman	Junior Sport Travel Assist 2022-23 Rnd 2	22/12/2022	400.00
EF155341	99997	Noah Forrest	Junior Sport Travel Assist 2022-23 Rnd 2	22/12/2022	400.00
EF155342	99997	Tarney Mason	Junior Sport Travel Assist 2022-23 Rnd 2	22/12/2022	400.00
EF155343	99997	Tanika Mason	Junior Sport Travel Assist 2022-23 Rnd 2	22/12/2022	400.00
EF155344	99997	Claudia Heinzle	Junior Sport Travel Assist 2022-23 Rnd 2	22/12/2022	400.00
EF155345	99997	Sofia Borg	Junior Sport Travel Assist 2022-23 Rnd 2	22/12/2022	400.00
EF155346	99997	Acacia Redman	Junior Sport Travel Assist 2022-23 Rnd 2	22/12/2022	400.00
EF155347	99997	James Walters	Junior Sport Travel Assist 2022-23 Rnd 2	22/12/2022	400.00
EF155348	99997	Cooper Pearce	Junior Sport Travel Assist 2022-23 Rnd 2	22/12/2022	400.00
EF155349	99997	Ella Thorne	Junior Sport Travel Assist 2022-23 Rnd 1	22/12/2022	400.00
EF155350	99997	Sara Mercer	Grants, Donations & Refunds	22/12/2022	300.00
EF155351	99997	Evelyn Domfeh	Grants, Donations & Refunds	22/12/2022	300.00
EF155352	99997	Ashah Tanoa	Resource Code Cos001	22/12/2022	200.00
EF155353	99997	Cockburn Toy Library	Donation-Cockburn Toy Library	22/12/2022	7,000.00
EF155354	99997	Cockburn Volunteer Sea Rescue Group	Donation-Cockburn Volunteer Sea Rescue G	22/12/2022	15,000.00
EF155355	99997	Cockburn Commnity And Cultural Council I	Donation-Cockburn Commnity And Cultural	22/12/2022	10,000.00
EF155356	99997	Cockburn Central Youthcare Council	Donation-Cockburn Central Youthcare Coun	22/12/2022	20,000.00
EF155357	99997	St Vincent De Paul Society Yangebup Conf	Donation-St Vincent De Paul Society Yang	22/12/2022	5,000.00
EF155358	99997	Yangebup Family Centre Inc	Donation-Yangebup Family Centre Inc	22/12/2022	13,125.00
EF155359	99997	Imagined Futures	Donation-Imagined Futures	22/12/2022	15,000.00
EF155360	99997	Anglicare Wa	Donation-Anglicare Wa	22/12/2022	10,000.00
EF155361	99997	Friends Of The Community Inc	Donation-Friends Of The Community Inc	22/12/2022	2,000.00
EF155362	99997	Portcare	Donation-Portcare	22/12/2022	5,000.00
EF155363	99997	Volunteer Home Support	Donation-Volunteer Home Support	22/12/2022	2,000.00
EF155364	99997	City Of Cockburn Rsl Sub Branch	Donation-City Of Cockburn Rsl Sub Branch	22/12/2022	10,000.00
EF155365	99997	P.D Eckersley	Senior Security Subsidy Scheme	22/12/2022	100.00
EF155366	99997	Joy L Bell	Senior Security Subsidy Scheme	22/12/2022	200.00



EF155367	99997	Valerie June Evans	Senior Security Subsidy Scheme	22/12/2022	100.00
EF155368	99997	Alan And Kerry Barker	Senior Security Subsidy Scheme	22/12/2022	200.00
EF155369	99997	Jennifer May Murphy	Senior Security Subsidy Scheme	22/12/2022	200.00
EF155370	99997	Rg & Si Metcalf	Senior Security Subsidy Scheme	22/12/2022	100.00
EF155371	99997	Roberta Bunce	Meal Allowance	22/12/2022	32.94
EF155372	99997	Eric Poon	Facility Hire Refund	22/12/2022	105.00
EF155373	99997	Anna Lee	Entertainer Fee	22/12/2022	300.00
EF155374	99997	Ljubica Petrovic	Bird Bath Rebate	22/12/2022	37.50
EF155375	99997	Pauline Bonafilia	Bird Bath Rebate	22/12/2022	39.99
EF155376	99997	David And Katerina Rowe	Bird Bath Rebate	22/12/2022	50.00
EF155377	99997	Ms T H Wallace	Bird Bath Rebate	22/12/2022	50.00
EF155378	99997	L C Dyson	Internal Staff Campaign	22/12/2022	260.00
EF155379	99997	Meerilinga Children And Community Servic	Donation Meerilinga Children And Communi	22/12/2022	10,000.00
EF155380	99997	Sinta Ng	Employee Reimbursement	22/12/2022	395.00
EF155381	99997	G & A Kazmer	Greg Kazmer'S Prescription Safety Glasse	22/12/2022	349.00
EF155382	99997	South Lake Primary School	Bus Subsidy	22/12/2022	338.33
EF155383	99997	Katrina Borg	Fire Responseteam Gift Cards	22/12/2022	831.80
EF155384	10058	AlSCO Pty Ltd	Hygiene Services/Supplies	22/12/2022	260.22
EF155385	10091	Aslab Pty Ltd	Asphalting Services/Supplies	22/12/2022	10,423.60
EF155386	10097	Blackwoods Atkins	Engineering Supplies	22/12/2022	725.53
EF155387	10184	Benara Nurseries	Plants	22/12/2022	3,840.05
EF155388	10201	Big W Discount Stores	Various Supplies	22/12/2022	28.00
EF155389	10207	Boc Gases	Gas Supplies	22/12/2022	541.22
EF155390	10212	Boss Bollards	Security Products	22/12/2022	685.30
EF155391	10221	Bp Australia Pty Ltd	Diesel/Petrol Supplies	22/12/2022	33,011.99
EF155392	10226	Bridgestone Australia Ltd	Tyre Services	22/12/2022	59,481.35
EF155393	10239	Budget Rent A Car - Perth	Motor Vehicle Hire	22/12/2022	2,635.91
EF155394	10244	Building & Const Industry Training Fund	Levy Payment	22/12/2022	31,347.74
EF155395	10246	Bunnings Building Supplies Pty Ltd	Hardware Supplies	22/12/2022	3,476.29
EF155396	10287	Centreline Markings	Linemarking Services	22/12/2022	3,795.00
EF155397	10326	City Of Gosnells	Replacement Of Library Supplies / Lsl	22/12/2022	20,041.77
EF155398	10333	Cjd Equipment Pty Ltd	Hardware Supplies	22/12/2022	8,297.91
EF155399	10353	Cockburn Cement Ltd	Cement And Lime	22/12/2022	877.36
EF155400	10359	Cockburn Painting Service	Painting Supplies/Services	22/12/2022	14,715.83
EF155401	10368	Cockburn Wetlands Education Centre	Community Grant	22/12/2022	698.00
EF155402	10384	Proglity Pty Ltd	Communication Services	22/12/2022	42,704.20
EF155403	10483	Landgate	Mapping/Land Title Searches	22/12/2022	5,823.60
EF155404	10485	Department Of Sport And Recreation	Accommodation Deposit	22/12/2022	2,134.00
EF155405	10526	E & Mj Rosher Pty Ltd	Mower Equipment	22/12/2022	6,734.10
EF155406	10528	Easifleet	Vehicle Lease	22/12/2022	656.36
EF155407	10535	Workpower Incorporated	Employment Services - Planting	22/12/2022	45,144.49
EF155408	10589	Fines Enforcement Registry	Fines Enforcement Fees	22/12/2022	8,441.20
EF155409	10611	Forpark Australia	Playground Equipment	22/12/2022	13,200.00



EF155410	10683	Gronbek Security	Locksmith Services	22/12/2022	76,424.07
EF155411	10783	Jandakot Metal Industries Pty Ltd	Metal Supplies	22/12/2022	7,284.20
EF155412	10787	Jandakot Accident Repair Centre	Panel Beating Services	22/12/2022	2,000.00
EF155413	10879	Les Mills Aerobics	Instruction/Training Services	22/12/2022	1,536.48
EF155414	10888	Lj Caterers	Catering Services	22/12/2022	9,339.25
EF155415	10913	Bucher Municipal Pty Ltd	Purchase Of New Plant / Repair Services	22/12/2022	5,660.66
EF155416	10923	Major Motors Pty Ltd	Repairs/Maintenance Services	22/12/2022	64,190.86
EF155417	10938	Mrp Pest Management	Pest & Weed Management	22/12/2022	7,267.80
EF155418	10944	Mcleods	Legal Services	22/12/2022	12,510.39
EF155419	10991	Beacon Equipment	Mowing Equipment	22/12/2022	25,138.45
EF155420	11004	Murdoch University Office Of Finance, Planning & Reporting	Analysing Services	22/12/2022	1,751.20
EF155421	11028	Neverfail Springwater Ltd	Bottled Water Supplies	22/12/2022	406.61
EF155422	11036	Northlake Electrical Pty Ltd	Electrical Services	22/12/2022	170,783.00
EF155423	11077	P & G Body Builders Pty Ltd	Plant Body Building Services	22/12/2022	836.00
EF155424	11177	Pitney Bowes Australia Pty Ltd	Gis Software	22/12/2022	357.50
EF155425	11244	Research Solutions Pty Ltd	Research Services	22/12/2022	4,253.45
EF155426	11307	Satellite Security Services Pty Ltd	Security Services	22/12/2022	45,082.34
EF155427	11308	Boss Industrial Formally Sba Supplies	Hardware Supplies	22/12/2022	1,525.32
EF155428	11334	Shenton Pumps	Pool Equipment/Services	22/12/2022	26,859.98
EF155429	11361	Sigma Chemicals Pty Ltd	Chemical Supplies	22/12/2022	15,931.23
EF155430	11364	Silver Chain Group Limited	Home Care/Respite Services	22/12/2022	88.00
EF155431	11387	Bibra Lake Soils	Soil & Limestone Supplies	22/12/2022	210.00
EF155432	11425	Resource Recovery Group	Waste Disposal Gate Fees	22/12/2022	1,350.00
EF155433	11449	Spearwood Florist Ultimate Co Pty Ltd	Floral Arrangements	22/12/2022	100.00
EF155434	11469	Sports Turf Technology Pty Ltd	Turf Consultancy Services	22/12/2022	495.00
EF155435	11483	St John Ambulance Aust Wa Operations	First Aid Courses	22/12/2022	1,766.20
EF155436	11511	Statewide Bearings	Bearing Supplies	22/12/2022	20.42
EF155437	11556	Technifire 2000	Fire Fighting Equipment	22/12/2022	442.12
EF155438	11625	Nutrien Water	Reticulation Supplies	22/12/2022	12,986.68
EF155439	11651	Tree Watering Services	Tree Watering Services	22/12/2022	4,059.00
EF155440	11699	Vernon Design Group	Architectural Services	22/12/2022	875.00
EF155441	11701	Vibra Industrial Filtration Australasia	Filter Supplies	22/12/2022	499.95
EF155442	11702	Villa Dalmacia Association Inc.	Spical Club Activities	22/12/2022	520.00
EF155443	11722	Wa Hino Sales & Service	Purchase Of New Trucks / Maintenance	22/12/2022	506.32
EF155444	11787	Department Of Transport	Vehicle Search Fees	22/12/2022	605.30
EF155445	11789	Walga	Advertising/Training Services	22/12/2022	1,320.00
EF155446	11793	Western Irrigation Pty Ltd	Irrigation Services/Supplies	22/12/2022	84,296.77
EF155447	11795	Western Power	Street Lighting Installation & Service	22/12/2022	20,613.00
EF155448	11828	Worldwide Online Printing - O'connor	Printing Services	22/12/2022	1,326.37
EF155449	11854	Zipform Pty Ltd	Printing Services	22/12/2022	8,267.11
EF155450	12014	Tutt Bryant Equipment Bt Equipment Pty Ltd T/As	Excavating/Earthmoving Equipment	22/12/2022	5,256.89
EF155451	12153	Hays Personnel Services Pty Ltd	Employment Services	22/12/2022	26,239.76
EF155452	12295	Stewart & Heaton Clothing Co. Pty Ltd	Clothing Supplies	22/12/2022	98.53

EF155453	12497	Trophy Choice	Trophy Supplies	22/12/2022	2,408.40
EF155454	12500	Ellenby Tree Farm	Plant Supplies	22/12/2022	4,307.30
EF155455	12672	Norman Disney & Young	Consultancy Services	22/12/2022	973.50
EF155456	12796	Isentia Pty Ltd	Media Monitoring Services	22/12/2022	1,496.00
EF155457	13563	Green Skills Inc	Employment Services	22/12/2022	8,056.91
EF155458	13779	Porter Consulting Engineers	Engineering Consultancy Services	22/12/2022	4,977.50
EF155459	13825	Jackson Mcdonald	Legal Services	22/12/2022	19,730.91
EF155460	13873	Cockburn Ses	Traffic Management Services	22/12/2022	1,650.00
EF155461	14297	Artref Pty Ltd	Printing Cartridges	22/12/2022	1,555.05
EF155462	14350	Baileys Fertiliser	Fertiliser Supplies	22/12/2022	13,607.50
EF155463	15393	Stratagreen	Hardware Supplies	22/12/2022	5,803.96
EF155464	15588	Natural Area Consulting Management Services	Weed Spraying	22/12/2022	2,116.32
EF155465	15746	Western Australia Police Service	Police Clearances	22/12/2022	34.00
EF155466	15850	Ecoscape Australia Pty Ltd	Environmental Consultancy	22/12/2022	830.50
EF155467	15868	Cardno (Wa) Pty Ltd	Consultancy Services - Engineering	22/12/2022	1,139.15
EF155468	15916	1Spatial Australia Pty Ltd	Annual Software Subscription	22/12/2022	22,000.00
EF155469	16064	Cms Engineering	Airconditioning Services	22/12/2022	65,289.51
EF155470	16107	Wren Oil	Waste Disposal Services	22/12/2022	33.00
EF155471	16396	Mayday Rental	Road Construction Machine Hire	22/12/2022	58,902.80
EF155472	16432	Scarvac's Iga	Groceries	22/12/2022	1,597.50
EF155473	16574	Jonathon De Hadleigh	Entertainment Services	22/12/2022	650.00
EF155474	16653	Complete Portables Pty Ltd	Supply & Hire Of Modular Buildings	22/12/2022	996.65
EF155475	16846	Action Glass & Aluminium	Glazing Services	22/12/2022	5,786.66
EF155476	16979	Japanese Truck And Bus Spares Pty Ltd	Spare Parts - Automotive	22/12/2022	42.25
EF155477	16985	Wa Premix	Concrete Supplies	22/12/2022	1,531.20
EF155478	17345	Kennards Hire - Myaree	Equipment Hire	22/12/2022	479.00
EF155479	17471	Pirtek (Fremantle) Pty Ltd	Hoses & Fittings	22/12/2022	2,490.42
EF155480	17553	Altus Traffic Pty Ltd	Traffic Control Services	22/12/2022	10,678.24
EF155481	17555	Maia Financial	Equipment Lease Payments	22/12/2022	32,679.31
EF155482	17600	Lightforce Asset Pty Ltd (Erections)	Guard Rails	22/12/2022	17,083.00
EF155483	17608	Nu-Trac Rural Contracting	Beach Cleaning/Firebreak Construction	22/12/2022	9,589.84
EF155484	18073	Paramount Security Services	Security Services	22/12/2022	2,662.00
EF155485	18126	Dell Australia Pty Ltd	Computer Hardware	22/12/2022	6,048.90
EF155486	18203	Natsync Environmental	Pest Control	22/12/2022	395.00
EF155487	18272	Austraclear Limited	Investment Services	22/12/2022	944.87
EF155488	18286	Iw Projects Pty Ltd	Consultancy Services - Civil Engineering	22/12/2022	4,581.50
EF155489	18799	Down To Earth Training & Assessing	Training Services	22/12/2022	765.00
EF155490	18962	Sealanes (1985) P/L	Catering Supplies	22/12/2022	2,050.82
EF155491	19107	Forever Shining	Monument	22/12/2022	1,072.50
EF155492	19288	Rotary Club Of Cockburn Inc	Donation	22/12/2022	5,500.00
EF155493	19460	Insight Enterprises Australia Pty Ltd	Computer Hardware	22/12/2022	525,316.74
EF155494	19496	Officer Woods Architects Pty Ltd	Architects	22/12/2022	4,699.20
EF155495	19533	Woolworths Ltd	Groceries	22/12/2022	3,822.53



EF155496	20000	Aust West Auto Electrical Pty Ltd	Auto Electrical Services	22/12/2022	22,412.88
EF155497	20146	Data#3 Limited	Contract It Personnel & Software	22/12/2022	26,140.73
EF155498	20321	Riverjet Pty Ltd	Educting-Cleaning Services	22/12/2022	25,863.75
EF155499	20546	Pacific Biologics Pty Ltd	Insecticides/Pesticides-Mosquito Control	22/12/2022	9,328.00
EF155500	21139	Austraffic Wa Pty Ltd	Traffic Surveys	22/12/2022	5,494.50
EF155501	21294	Cat Haven	Animal Services	22/12/2022	952.88
EF155502	21471	Wa Machinery Glass	Glazing Services	22/12/2022	649.00
EF155503	21529	Brand Success	Promotional Products	22/12/2022	462.00
EF155504	21577	Lavan	Legal Services	22/12/2022	33,000.00
EF155505	21627	Manheim Pty Ltd	Impounded Vehicles	22/12/2022	231.00
EF155506	21665	Mmj Real Estate (Wa) Pty Ltd	Property Management Services	22/12/2022	25,509.65
EF155507	21744	Jb Hi Fi - Commercial	Electronic Equipment	22/12/2022	20,861.57
EF155508	21747	Unicare Health	Wheelchair Hire	22/12/2022	6,779.00
EF155509	21798	The Civil Group	Consultancy - Engineering	22/12/2022	935.00
EF155510	21946	Ryan's Quality Meats	Meat Supplies	22/12/2022	394.38
EF155511	22106	Intelife Group	Services - Daip	22/12/2022	16,653.03
EF155512	22348	Mal Atwell Billiards & Bingo	Amusement, Entertainment	22/12/2022	930.00
EF155513	22388	Carrington's Traffic Services	Traffic Management Services	22/12/2022	3,538.70
EF155514	22553	Brownes Food Operations	Catering Supplies	22/12/2022	1,092.67
EF155515	22569	Sonic Health Plus Pty Ltd	Medical Services	22/12/2022	11,711.70
EF155516	22613	Vicki Royans	Artistic Services	22/12/2022	300.00
EF155517	22623	Landmark Products Ltd	Landscape Infrastructure	22/12/2022	18,848.50
EF155518	22639	Shatish Chauhan	Training Services - Yoga	22/12/2022	1,950.00
EF155519	22752	Elgas Limited	Gas Supplies	22/12/2022	1,077.20
EF155520	22806	Chevron Australia Downstream Fuels Pty Ltd	Fuel Supplies	22/12/2022	90,263.58
EF155521	22903	Unique International Recoveries Llc	Debt Collectors	22/12/2022	537.60
EF155522	23288	Ariane Roemmele	Amusement - Children's Activities	22/12/2022	1,250.00
EF155523	23351	Cockburn Gp Super Clinic Limited T/A Cockburn Integrated Health	Leasing Fees	22/12/2022	1,151.79
EF155524	23457	Totally Workwear Fremantle	Clothing - Uniforms	22/12/2022	3,790.53
EF155525	23506	Hudson Global Resources (Aust) Pty Ltd	Human Resources Consult	22/12/2022	7,821.19
EF155526	23570	A Proud Landmark Pty Ltd	Landscape Contruction Services	22/12/2022	38,068.80
EF155527	23579	Daimler Trucks Perth	Purchase Of New Truck	22/12/2022	1,342.97
EF155528	23628	Dismantle Inc	Property Maintenance	22/12/2022	4,834.50
EF155529	23971	Find Wise Location Services	Locating Services - Underground	22/12/2022	1,629.10
EF155530	24275	Truck Centre Wa Pty Ltd	Purchase Of New Truck	22/12/2022	7,077.24
EF155531	24298	Tanks For Hire	Equipment Hire	22/12/2022	627.00
EF155532	24506	Amaranti's Personal Training	Personal Training Services	22/12/2022	600.00
EF155533	24508	Rebecca Flanagan	Educational Musical Lessons	22/12/2022	350.00
EF155534	24557	Aveling	Consultancy Services	22/12/2022	1,089.00
EF155535	24610	All Flags Signs & Banners	Signs, Flags, Banners	22/12/2022	4,192.10
EF155536	24643	Bibliotheca Rfid Library Systems Australia Pty Ltd	Purchase Of Library Tags	22/12/2022	930.60
EF155537	24655	Automasters Spearwood	Vehicle Servicing	22/12/2022	8,705.00
EF155538	25121	Imagesource Digital Solutions	Billboards	22/12/2022	890.70

EF155539	25128	Horizon West Landscape & Irrigation Pty Ltd	Landscaping Services	22/12/2022	84,840.11
EF155540	25418	Cs Legal	Legal Services	22/12/2022	6,300.75
EF155541	25813	Lg Connect Pty Ltd	Erp Systems Development	22/12/2022	8,963.33
EF155542	25822	Fit2work.Com.Au Mercury Search And Selection Pty Ltd	Employee Check	22/12/2022	76.78
EF155543	25832	Exteria	Street And Park Infrastructure	22/12/2022	11,352.00
EF155544	26067	Sprayking Wa Pty Ltd	Chemical Weed Control Services	22/12/2022	33,000.00
EF155545	26114	Grace Records Management	Records Management Services	22/12/2022	1,324.52
EF155546	26195	Play Check	Consulting Services	22/12/2022	990.00
EF155547	26211	Amcom Pty Ltd	Internet/Data Services	22/12/2022	9,078.30
EF155548	26257	Paperbark Technologies Pty Ltd	Arboricultural Consultancy Services	22/12/2022	2,575.00
EF155549	26303	Gecko Contracting Turf & Landscape Maintenance	Turf & Landscape Maintenance	22/12/2022	223,449.11
EF155550	26314	Cpe Group	Temporary Employment Services	22/12/2022	13,892.59
EF155551	26354	Electrofen	Repair Services - Security Fences	22/12/2022	1,463.00
EF155552	26403	Ches Power Group Pty Ltd	Engineering Solutions / Back Up Generato	22/12/2022	7,828.00
EF155553	26442	Bullant Security Pty Ltd Key West Lock Service & Sales	Locksmith & Security Services	22/12/2022	236.50
EF155554	26449	Eco Shark Barrier Pty Ltd	Leasing Fee For Shark Barrier	22/12/2022	22,250.00
EF155555	26470	Scp Conservation	Fencing Services	22/12/2022	6,721.00
EF155556	26549	Sharon Gregory (Koort-Kadak Consultancy)	Consultancy Services	22/12/2022	100.00
EF155557	26558	Healthcare Australia Pty Ltd	Temporary Employment Services	22/12/2022	1,757.16
EF155558	26597	West Coast Shade Pty Ltd	Shade Structures	22/12/2022	33,099.00
EF155559	26609	Basics Approval Services	Building Surveying	22/12/2022	550.00
EF155560	26610	Tracc Civil Pty Ltd	Civil Construction	22/12/2022	776,908.47
EF155561	26614	Marketforce Pty Ltd	Advertising	22/12/2022	3,571.53
EF155562	26625	Andover Detailers	Car Detailing Services	22/12/2022	720.71
EF155563	26662	Designer Christmas	Hire Of Christmas Trees And Decorations	22/12/2022	1,540.00
EF155564	26677	Australia And New Zealand Recycling Platform Limited	Not- For-Profit Member Services Body	22/12/2022	5,815.24
EF155565	26679	La Mint Events & Catering	Catering	22/12/2022	3,209.80
EF155566	26705	Creative Adm	Marketing Services	22/12/2022	16,060.00
EF155567	26709	Talis Consultants Pty Ltd	Waste Consultancy	22/12/2022	3,592.88
EF155568	26722	Jenelle Russo Studio	Entertainer And Teacher	22/12/2022	490.00
EF155569	26735	Shane McMaster Surveys	Survey Services	22/12/2022	2,750.00
EF155570	26736	Ghems Holdings Pty Ltd	Revegetation	22/12/2022	4,137.19
EF155571	26739	Kerb Doctor	Kerb Maintenance	22/12/2022	1,769.41
EF155572	26743	Statewide Turf Services	Turf Renovation	22/12/2022	14,243.90
EF155573	26757	Incredible Creatures Mobile Farm	Bringing Animals To Shows For Public Int	22/12/2022	2,050.00
EF155574	26761	The Sand Card Company	Entertainment Services	22/12/2022	865.00
EF155575	26778	Robert Walters	Recruitment Services	22/12/2022	4,556.90
EF155576	26782	Soft Landing	Recycling Services	22/12/2022	10,504.45
EF155577	26814	Circus Enterprises	Entertainment	22/12/2022	550.00
EF155578	26843	Ergolink	Ergonomic Office Furniture	22/12/2022	1,122.00
EF155579	26846	Visibility Limited	Disabilibilty Services	22/12/2022	78.38
EF155580	26888	Media Engine	Graphic Design, Marketing, Video Product	22/12/2022	8,291.00
EF155581	26898	Spandex Asia Pacific Pty Ltd	Signage Supplier	22/12/2022	12,817.82



EF155582	26901	Alyka Pty Ltd	Digital Consultancy And Web Development	22/12/2022	770.00
EF155583	26917	Cirrus Networks Pty Ltd	It Network & Telephony Services	22/12/2022	292.13
EF155584	26923	Woodlands	Rubbish Collection Equipment	22/12/2022	18,616.35
EF155585	26929	Elan Energy Matrix Pty Ltd	Recycling Services	22/12/2022	2,726.90
EF155586	26932	Central Regional Tafe	Tafe	22/12/2022	141.46
EF155587	26939	Udla	Landscape Architecture And Urban Design	22/12/2022	8,860.50
EF155588	26940	Floorwest Pty Ltd	Floor Coverings	22/12/2022	1,815.00
EF155589	26946	Av Truck Services Pty Ltd	Truck Dealership	22/12/2022	528.97
EF155590	26957	Jbs & G Australia Pty Ltd	Consultancy - Enviromental	22/12/2022	8,164.20
EF155591	26985	Access Icon Pty Ltd	Drainage Products	22/12/2022	28,669.59
EF155592	26986	Ahal Consulting	Consultancy	22/12/2022	13,673.00
EF155593	26987	Cti Risk Management	Security - Cash Collection	22/12/2022	1,369.50
EF155594	26988	Bladon Wa Pty Ltd	Promotional Products	22/12/2022	2,629.00
EF155595	27002	Cockburn Party Hire	Hire Services	22/12/2022	2,334.20
EF155596	27010	Quantum Building Services Pty Ltd	Building Maintenance	22/12/2022	11,279.34
EF155597	27011	Baileys Marine Fuel Australia	Fuel	22/12/2022	1,326.60
EF155598	27015	Intelli Trac	Gps Tracking	22/12/2022	2,630.10
EF155599	27028	Technogym Australia Pty Ltd	Fitness Equipment	22/12/2022	1,739.38
EF155600	27031	Downer Edi Works Pty Ltd	Asphalt Services	22/12/2022	1,088.16
EF155601	27032	Wtp Australia Pty Ltd	Quantity Surveyors	22/12/2022	14,074.50
EF155602	27034	Adelby Pty Ltd	Firebreak Construction	22/12/2022	2,018.50
EF155603	27035	Phenomenon Creative Event Services	Event Management	22/12/2022	9,749.40
EF155604	27044	Graffiti Systems Australia	Graffiti Removal & Anti-Graffiti Coating	22/12/2022	24,361.98
EF155605	27046	Tfh Hire Services Pty Ltd	Hire Fencing	22/12/2022	3,497.35
EF155606	27052	Event Marquees	Marquee Hire	22/12/2022	2,155.00
EF155607	27054	Vocus Pty Ltd	Telecommunications	22/12/2022	5,376.59
EF155608	27059	Frontline Fire & Rescue Equipment	Manufacture-Fire Vehicles/Equipment	22/12/2022	9,391.02
EF155609	27065	Westbooks	Books	22/12/2022	3,830.35
EF155610	27082	Kulbardi Pty Ltd	Stationery Supplies	22/12/2022	2,119.49
EF155611	27085	Savills Project Management Pty Ltd	Project Management	22/12/2022	4,389.00
EF155612	27093	Magnetic Automation Pty Ltd	Gates/Barriers	22/12/2022	1,056.00
EF155613	27100	Sea Jewels Swimwear	Swimwear	22/12/2022	4,452.00
EF155614	27110	Riskwest	Management Consultant	22/12/2022	4,114.00
EF155615	27116	Jsp Solutions Pty Ltd	Aquatic Equipment	22/12/2022	347.50
EF155616	27133	Marindust Sales	Goal Posts	22/12/2022	3,520.00
EF155617	27138	Marina Industries Association Ltd	Accreditation	22/12/2022	352.00
EF155618	27154	Suez Recycling & Recovery Pty Ltd	Waste Services	22/12/2022	132,590.09
EF155619	27168	Nightlife Music Pty Ltd	Music Management	22/12/2022	465.53
EF155620	27177	Initial Hygiene	Hygiene	22/12/2022	13,533.78
EF155621	27189	Healthstrong Pty Ltd	Home Care	22/12/2022	429.00
EF155622	27210	Urban Design Lab	Landscape Design	22/12/2022	660.00
EF155623	27237	Lobel Events	Event Lighting	22/12/2022	7,869.29
EF155624	27241	Landscape Elements	Landscaping Services	22/12/2022	43,457.19

EF155625	27243	Arjohuntleigh Pty Ltd	Supply, Repairs Health Equipemnt	22/12/2022	476.85
EF155626	27246	Veale Auto Parts	Spare Parts Mechanical	22/12/2022	534.60
EF155627	27269	Payrix Australia	Payment Processing	22/12/2022	14,002.94
EF155628	27291	Auslan Stage Left	Consultancy - Interpreting	22/12/2022	1,430.00
EF155629	27308	Jatu Clothing & Ppe Pty Ltd	Clothing Ppe	22/12/2022	644.97
EF155630	27322	Visions Photo	Photographic Services	22/12/2022	605.00
EF155631	27334	Westcare Print	Printing Services	22/12/2022	649.00
EF155632	27348	Message Media	Telecommunications	22/12/2022	674.85
EF155633	27355	Playmaster	Playground Equipment	22/12/2022	122,567.50
EF155634	27362	The Mighty Booths	Photobooth	22/12/2022	649.00
EF155635	27374	Southern Cross Cleaning	Commercial Cleaning	22/12/2022	20,930.91
EF155636	27377	Accidental Health And Safety - Perth	First Aid Supplies	22/12/2022	2,837.72
EF155637	27381	Fit For Life Exercise Physiology	Exercise Classes	22/12/2022	3,510.00
EF155638	27396	Ankeet Mehta Spearwood Newspaper Round Delivery	Newspaper Delivery	22/12/2022	469.45
EF155639	27401	Emprise Mobility	Mobility Equipment	22/12/2022	14,022.80
EF155640	27422	Little Hawk Freo	Catering	22/12/2022	542.50
EF155641	27423	Mechanical Project Services Pty Ltd	Airconditioning Services	22/12/2022	3,115.36
EF155642	27427	Home Chef	Cooking/Food Services	22/12/2022	1,776.90
EF155643	27450	Aaa Production Services	Hire Pa/Satge Systems	22/12/2022	14,361.60
EF155644	27455	Site Protective Services	Cctv Parts	22/12/2022	108,343.56
EF155645	27479	Vital Interpreting Personnel	Translating Services	22/12/2022	298.63
EF155646	27499	Hodge Collard Preston Architects	Architects	22/12/2022	9,440.20
EF155647	27507	Serco Facilities Management Pty Ltd	Cleaning Services	22/12/2022	186,693.24
EF155648	27518	Kyocera Document Solutions Australia Pty Ltd	Photocopying Machines	22/12/2022	4,596.24
EF155649	27523	Robert Lawrence Toohey	High Pressure Cleaning	22/12/2022	2,788.50
EF155650	27529	Wa Library Supplies	Library Supplies & Furniture	22/12/2022	1,394.00
EF155651	27530	Push Mobility	Beach Access Equipment	22/12/2022	56,418.28
EF155652	27535	The Forever Project Pty Ltd	Consultancy	22/12/2022	1,650.00
EF155653	27539	Jasmin Carpentry & Maintenance	Carpentry	22/12/2022	15,593.33
EF155654	27551	Incognito Catering	Catering Services	22/12/2022	16,637.50
EF155655	27566	Thuroona Services	Asbestos Removal	22/12/2022	577.50
EF155656	27575	Shred X Secure Destruction	Document Destruction	22/12/2022	10.44
EF155657	27579	Soco Studios	Photography Services	22/12/2022	2,354.00
EF155658	27587	New Ground Water Services Pty Ltd	Irrigation/Reticulation	22/12/2022	9,306.00
EF155659	27592	Hey Jay Fix It!! Home Maintenance Service	Home Maintenance	22/12/2022	130.00
EF155660	27613	Redimed Pty Ltd	Medical & Health Services	22/12/2022	1,628.00
EF155661	27617	Atturra Business Applications	Consultancy - It	22/12/2022	12,375.00
EF155662	27622	Truegrade Medical Supplies	Medical Supplies	22/12/2022	4,654.82
EF155663	27631	Aquatic Services Wa Pty Ltd	Pool Equipment & Maintenance	22/12/2022	25,936.25
EF155664	27635	Mammoth Security	Security	22/12/2022	50.09
EF155665	27637	Aqua Research And Monitoring Services	Marine Services	22/12/2022	3,000.00
EF155666	27645	Department Of Agriculture, Water And The Environment	Governing Body	22/12/2022	2,500.00
EF155667	27650	Datacom Systems (Au) Pty Ltd	It Sales, Consulting & Service	22/12/2022	1,571.05



EF155668	27657	Positive Balance Massage	Massage Therapy	22/12/2022	100.00
EF155669	27664	Disability Awareness Training	Training Disabilities	22/12/2022	1,400.00
EF155670	27675	Wgawa Pty Ltd	Consultancy Engineering	22/12/2022	1,644.50
EF155671	27676	Blue Force Pty Ltd	Security Services	22/12/2022	267.38
EF155672	27684	Jani Murphy Pty Ltd	Training	22/12/2022	3,432.00
EF155673	27695	Qtm Pty Ltd	Traffic Management	22/12/2022	34,242.33
EF155674	27701	Perth Better Homes	Shade Sails	22/12/2022	40,545.40
EF155675	27710	Relay Controls	Electrical Services	22/12/2022	2,684.00
EF155676	27712	Perth Playground And Rubber Pty Ltd	Playground Softfall/Equipment	22/12/2022	1,815.00
EF155677	27720	Bj Systems	Security Services	22/12/2022	297.00
EF155678	27722	Metra Australia	Software	22/12/2022	2,418.26
EF155679	27749	Advisian	Consulting - Enginnering	22/12/2022	2,307.36
EF155680	27767	Altus Group Consulting Pty Ltd	Surveying Services	22/12/2022	4,950.00
EF155681	27797	City Lift Services Pty Ltd	Lift Maintenance	22/12/2022	4,444.00
EF155682	27809	Ra-One Pty Ltd	Software	22/12/2022	20,405.00
EF155683	27813	Namisartroom	Education/Training	22/12/2022	500.00
EF155684	27827	Abc Containers	Sea Containers	22/12/2022	247.50
EF155685	27831	Butler And Brown	Event Management	22/12/2022	71,500.00
EF155686	27850	Dowsing Group Pty Ltd	Concreting Services	22/12/2022	193,423.58
EF155687	27852	First 5 Minutes Pty Ltd	Training & Education	22/12/2022	814.00
EF155688	27855	Total Landscape Redevelopment Service Pty Ltd	Tree Watering	22/12/2022	462.00
EF155689	27865	Pritchard Francis Consulting Pty Ltd	Engineering Services	22/12/2022	8,224.70
EF155690	27885	Stevens Mcgann Willcock And Copping Pty Ltd	Consultancy - Mechanical Engineering	22/12/2022	3,630.00
EF155691	27886	Bbc Entertainment	Entertainment Agency	22/12/2022	2,640.00
EF155692	27892	Resolve Group Pty Ltd	Consultancy - Bca Certification	22/12/2022	687.50
EF155693	27894	Homecare Physiotherapy	Healthcare	22/12/2022	30,007.14
EF155694	27899	Nature Calls Portable Toilets	Hire - Portable Loos	22/12/2022	985.00
EF155695	27916	Body Bike Australia Pty Ltd	Bike Repairs & Servicing	22/12/2022	612.77
EF155696	27917	Go Doors Advanced Automation	Door Maintenance & Repair	22/12/2022	42,820.43
EF155697	27950	Greenlite Electrical Contractors Pty Ltd	Electrical Services	22/12/2022	2,838.00
EF155698	27953	Truckline	Spare Parts, Truck/Trailer	22/12/2022	150.96
EF155699	27955	Delta Echo Pty Ltd	Consultancy Economic	22/12/2022	21,518.99
EF155700	27965	Stantec Australia Pty Ltd	Engineering Services	22/12/2022	509.85
EF155701	27970	Forksafe	Servcie - Fork Lift	22/12/2022	269.28
EF155702	27980	Burdens Australia Pty Ltd	Outdoor Furniture	22/12/2022	7,107.47
EF155703	27983	Engie Mechanical Services (Wa) Pty Ltd	Mechanical & Hvac&R	22/12/2022	34,020.28
EF155704	27984	Sabrina Fenwick	Exercise Classes	22/12/2022	1,200.00
EF155705	27986	Daily Living Products	Mobility Equip	22/12/2022	345.00
EF155706	28003	Taylor Made Design	Graphic Design	22/12/2022	2,204.00
EF155707	28015	Imprint Plastic	Badges	22/12/2022	564.30
EF155708	28036	Noddy The Waterman	Water Supplies	22/12/2022	140.00
EF155709	28047	Mitchell Garlett	Ceremonial Services	22/12/2022	1,000.00
EF155710	28049	Copy Magic	Printing Services	22/12/2022	6,452.30

EF155711	28058	Sage Consulting Engineers Pty Ltd	Consultancy - Engineering	22/12/2022	2,464.00
EF155712	28061	Go2cup	Paper Cups	22/12/2022	1,076.90
EF155713	28078	Crayon Australia Pty Ltd	Licensing	22/12/2022	9.70
EF155714	28081	Pool Robotics Perth	Robotic Pool Cleaner	22/12/2022	4,078.60
EF155715	28090	K Craft Building	Construction	22/12/2022	17,952.00
EF155716	28095	Liveli Pty Ltd	Google Maps Lic.	22/12/2022	2,200.00
EF155717	28097	Bubble Soccer Perth	Amusement Services	22/12/2022	1,000.00
EF155718	28101	Melbourne Mailing Pty Ltd	Library Cards	22/12/2022	440.00
EF155719	28118	Mccorkell Constructions (W.A.) Pty Ltd	Building Services - Construction	22/12/2022	26,762.89
EF155720	28136	Shore Water Marine Pty Ltd	Inspection Fees	22/12/2022	12,016.11
EF155721	28139	Advance Scanning Services	Locating Services - Cables/Pipes Etc.	22/12/2022	16,923.50
EF155722	28171	Smc Marine Pty Ltd	Construction Services	22/12/2022	1,700.16
EF155723	28181	Seaview Rentals	Aquarium Servicing	22/12/2022	98.00
EF155724	28184	Spearwood Veterinary Hospital	Veterinary Hospital	22/12/2022	150.00
EF155725	28186	Oracle Corporation Australia Pty Ltd	Software	22/12/2022	2,130.82
EF155726	28189	Mercury Messengers Pty Ltd	Courier Service	22/12/2022	2,427.42
EF155727	28191	Enviro Sweep	Sweeping Services	22/12/2022	10,000.66
EF155728	28196	Brightmark Group Pty Ltd	Cleaning Services	22/12/2022	18,717.45
EF155729	28197	Lite N Easy Pty Ltd	Food Supplies	22/12/2022	2,400.82
EF155730	28200	Amy Anne Price	Transcribing	22/12/2022	260.00
EF155731	28201	Select Fresh	Food Supplies	22/12/2022	851.95
EF155732	28214	Beyond Skateboarding	Skateboarding Clinics	22/12/2022	6,160.00
EF155733	28215	Complete Office Supplies Pty Ltd	Stationery	22/12/2022	1,652.43
EF155734	28217	Southern Cross Care (Wa) Inc	Healthcare Services	22/12/2022	900.00
EF155735	28218	Laminar Capital Pty Ltd	Financial Services	22/12/2022	1,408.00
EF155736	28228	Delta Roofing Pty Ltd	Roofing Services	22/12/2022	4,312.00
EF155737	28231	Typeset Pty Ltd	Editorial And Business Communications Se	22/12/2022	1,640.78
EF155738	28241	Swift Flow Pty Ltd	Plumbing	22/12/2022	65,237.40
EF155739	28246	Hendercare	Nursing Services	22/12/2022	1,847.65
EF155740	28247	Fremantle City Centre Podiatry	Consultancy - Heritage	22/12/2022	80.30
EF155741	28254	Cleantex Pty Ltd	Laundry Service	22/12/2022	415.18
EF155742	28258	Garden Care West	Gardening Services	22/12/2022	2,590.50
EF155743	28261	Hazed Services Pty Ltd	Safety - Roof	22/12/2022	5,979.52
EF155744	28265	Tree Care Wa	Vegetation Maintenance Services	22/12/2022	101,535.35
EF155745	28277	Gesha Coffee Co	Coffee Supplies	22/12/2022	2,581.36
EF155746	28283	Mills Recruitment	Recruitment Services	22/12/2022	11,215.49
EF155747	28289	Grafton General Products	Mobility Equipment	22/12/2022	873.40
EF155748	28297	Techbrain	It Consultancy	22/12/2022	1,860.65
EF155749	28302	Ohura Group Pty Ltd	Industrial Relations Consulting	22/12/2022	6,635.20
EF155750	28303	Miracle Recreation Equipment	Playground Equipment	22/12/2022	2,220.35
EF155751	28312	Catch Music Inc	Music Lessons	22/12/2022	320.00
EF155752	28318	Ati-Mirage	Training	22/12/2022	3,630.00
EF155753	28322	Youtour Pty Ltd	Video Productions	22/12/2022	880.00



EF155754	28326	Du Clene Pty Ltd	Cleaning Services	22/12/2022	9,697.05
EF155755	28335	Ingoe Fitness	Excercise Workshops	22/12/2022	750.00
EF155756	28344	Seat Shop Wa Pty Ltd	Repairs And Replacements To Heavy Fleet	22/12/2022	588.50
EF155757	28349	Cable Locates & Consulting	Underground Utility Location And Survey	22/12/2022	1,099.45
EF155758	28361	Indoor Gardens Pty Ltd	Hiring Indoor Plants	22/12/2022	765.60
EF155759	28371	Flexi Staff	Employment Services	22/12/2022	44,375.43
EF155760	28373	Bos Civil	Civil Construction & Landscaping	22/12/2022	523,084.05
EF155761	28379	Umwelt (Australia) Pty Ltd	Eviromental Surveys	22/12/2022	3,115.75
EF155762	28381	Sandwai Pty Ltd	Software	22/12/2022	1,504.80
EF155763	28387	Ms Consulting	Consultancy - Risk Management	22/12/2022	8,345.00
EF155764	28388	Professional Search Group Pty Ltd	Recruitment Services	22/12/2022	117.52
EF155765	28389	Kinn & Co Pty Ltd	Marketing & Events Management	22/12/2022	85,965.65
EF155766	28390	Logo Appointments	Employment Services	22/12/2022	12,639.82
EF155767	28392	Mcs Civil Contracting	Engineering/Earthworks	22/12/2022	47,613.78
EF155768	28394	Jandakot Pet And Stock Supplies	Pet Food Supplies	22/12/2022	537.20
EF155769	28401	Halytech Pty Ltd	Design & Manufacture Of Electronic Equip	22/12/2022	8,613.00
EF155770	28403	Flow Water Services Pty Ltd	Irrigation And Engineering	22/12/2022	396.00
EF155771	28405	Cohesis Pty Ltd	Strategic Ict Consultancy	22/12/2022	5,362.50
EF155772	28408	Rc Vegetation Services Pty Ltd	Mowing Services	22/12/2022	2,188.24
EF155773	28409	Sanpoint Pty Ltd (Ld Total)	Landscape Services	22/12/2022	68,319.84
EF155774	28410	Wa Temporary Fencing Supplies	Hire Fencing	22/12/2022	361.90
EF155775	28411	Supreme Shades	Shade Sails/Structures	22/12/2022	25,206.50
EF155776	28413	Creative Performing Arts & Tiny Tina	Entertainment	22/12/2022	400.00
EF155777	28414	Jaye Lee Snowden	Aboriginal Engagement Consulting	22/12/2022	100.00
EF155778	28416	Artistralia	Copywright	22/12/2022	242.00
EF155779	28417	Techplus Live Pty Ltd	Event Management	22/12/2022	7,895.25
EF155780	28419	Adam Puffler	Scooter Events	22/12/2022	730.00
EF155781	28423	Jordies Garden Bags	Waste Services	22/12/2022	11,137.50
EF155782	28426	Power Paving Pty Ltd	Paving Services	22/12/2022	1,078.00
EF155783	28427	Tredwell Management Services Pty Ltd	Drafting Services	22/12/2022	1,683.00
EF155784	28428	Wa Bolts Pty Ltd	Fixings & Fasteners	22/12/2022	14.26
EF155785	28434	Modern Legal	Legal Services	22/12/2022	5,867.40
EF155786	28437	Building & Industrial Cleaning Services	Clenaing Services	22/12/2022	59,323.51
EF155787	28438	Perth Commercial Fridges & Equipment	Commercial Hospitality Equipment	22/12/2022	2,270.00
EF155788	28440	Kings Of Neon	Neon Signage	22/12/2022	2,125.00
EF155789	28447	Ezdigital	Av Archiving	22/12/2022	2,398.00
EF155790	28450	Rise Communication	Communications Consultancy	22/12/2022	2,250.00
EF155791	28454	Aussie Natural Spring Water	Water Supplies	22/12/2022	854.38
EF155792	28463	Antree Dnh Pty Ltd	Gardening	22/12/2022	491.15
EF155793	28465	Outlander Executive Services Pty Ltd	Executive Coaching	22/12/2022	6,600.00
EF155794	28466	Swimplex Aquatics Pty Ltd	Commercial Aquatics	22/12/2022	4,061.92
EF155795	10047	Alinta Energy	Natural Gas & Electricity Supply	22/12/2022	30,485.10
EF155796	11794	Synergy	Electricity Usage/Supplies	22/12/2022	430,910.27

EF155797	12025	Telstra Corporation	Communications Services	22/12/2022	29,769.83
EF155798	11758	Water Corp Utility Account Only - Please Refer To 11760 When Raising	Water Usage / Sundry Charges	22/12/2022	41,469.48
EF155799	11760	Water Corporation	Sewer Easement	22/12/2022	8,128.75
EF155800	11867	Kevin John Allen	Elected Member Sitting Fees & Allowances	22/12/2022	2,705.83
EF155801	12740	Logan Howlett	Elected Member Sitting Fees & Allowances	22/12/2022	11,916.04
EF155802	19059	Carol Reeve-Fowkes	Elected Member Sitting Fees & Allowances	22/12/2022	2,705.83
EF155803	25353	Philip Eva	Elected Member Sitting Fees & Allowances	22/12/2022	2,705.83
EF155804	27326	Michael Separovich	Elected Member Sitting Fees & Allowances	22/12/2022	2,705.83
EF155805	27327	Chontelle Stone	Monthly Elected Member Allowance	22/12/2022	2,705.83
EF155806	27475	Lara Kirkwood	Elected Member Sitting Fees & Allowances	22/12/2022	2,705.83
EF155807	27871	Tom Widenbar	Elected Member Sitting Fees & Allowances	22/12/2022	8,979.93
EF155808	27872	Phoebe Corke	Elected Member Sitting Fees & Allowances	22/12/2022	2,705.83
EF155809	28238	Tarun Dewan	Elected Member Sitting Fees & Allowances	22/12/2022	3,025.47
EF155810	99997	Family Day Care	Fdc Payment We 18/12/2022	21/12/2022	25,632.59
EF155811	99996	Karen Michelle Layman	Rates And Property Related Refunds	22/12/2022	30.00
EF155812	99996	Katie Lyn Hulme	Rates And Property Related Refunds	22/12/2022	30.00
EF155813	99996	Rosinella Hutter	Rates And Property Related Refunds	22/12/2022	150.00
EF155814	99996	Siobhan Louise Mcnabb	Rates And Property Related Refunds	22/12/2022	150.00
EF155815	99996	Natasha	Rates And Property Related Refunds	22/12/2022	75.00
EF155816	99996	Fremantle Ports Wa	Rates And Property Related Refunds	22/12/2022	361.20
EF155817	99996	Fleur Allen	Rates And Property Related Refunds	22/12/2022	73.50
EF155818	99996	Aussie Patio Designs	Rates And Property Related Refunds	22/12/2022	147.00
EF155819	99996	Peter M Adams And Samantha E Adams	Rates And Property Related Refunds	22/12/2022	746.79
EF155820	99996	Cormac O`Brien	Rates And Property Related Refunds	22/12/2022	1,607.91
EF155821	99996	Grant Stevenson	Rates And Property Related Refunds	22/12/2022	458.99
EF155822	99996	Community Property Services	Rates And Property Related Refunds	22/12/2022	206.14
EF155823	99996	Debbie Parke	Rates And Property Related Refunds	22/12/2022	249.71
EF155824	99996	David Stuchly	Rates And Property Related Refunds	22/12/2022	958.50
EF155825	99996	Yandri Hendrawan	Rates And Property Related Refunds	22/12/2022	2,250.00
EF155826	99996	Faye Mellican	Rates And Property Related Refunds	22/12/2022	228.58
EF155827	99996	Jandakot Airport Holdings Pty Ltd	Rates And Property Related Refunds	22/12/2022	150,000.00
EF155828	99996	Juliana Clarke	Rates And Property Related Refunds	22/12/2022	388.63
EF155829	99996	Tereza Orlanda Pereira	Rates And Property Related Refunds	22/12/2022	150.00
EF155830	27492	Superchoice Services Pty Limited	Payroll Deductions	22/12/2022	637,652.13
EF155831	10152	Aust Services Union	Payroll Deductions	23/12/2022	860.60
EF155832	10154	Australian Taxation Office	Payroll Deductions	23/12/2022	586,034.00
EF155833	10305	Child Support Agency	Payroll Deductions	23/12/2022	878.40
EF155834	11001	Local Government Racing & Cemeteries Employees Union Lgrceu	Payroll Deductions	23/12/2022	44.00
EF155835	19726	Health Insurance Fund Of Wa	Payroll Deductions	23/12/2022	1,117.10
EF155836	27874	Smartsalary	Salary Packaging/Leasing Administration	23/12/2022	11,412.26
EF155837	28458	Easi Group	Novated Leasing	23/12/2022	2,351.76
		TOTAL OF 680 EFT PAYMENTS			16,033,694.29



		LESS: CANCELLED EFT PAYMENTS			
EF153372	99997	Coc Grants, Donations & Refunds	Grants, Donations & Refunds	8/12/2022	-1,500.00
EF153621	99997	Coc Grants, Donations & Refunds	Grants, Donations & Refunds	8/12/2022	-50.00
EF154732	99997	Coc Grants, Donations & Refunds	Grants, Donations & Refunds	2/12/2022	-217.80
EF154755	99997	Coc Grants, Donations & Refunds	Grants, Donations & Refunds	6/12/2022	-500.00
EF155129	99996	Rates And Property Related Eft Refunds (Not Bonds)	Rates And Property Related Refunds	5/12/2022	-3,575.33
EF155218	88888	Sundry Creditor Eft	Refund	20/12/2022	-100.00
EF155229	99997	Coc Grants, Donations & Refunds	Grants, Donations & Refunds	19/12/2022	-50.00
		TOTAL CANCELLED EFT PAYMENT			-5,993.13
		TOTAL EFT PAYMENTS (EXCL. CANCELLED PAYMENTS)			16,027,701.16
		ADD: BANK FEES			
		BPAY BATCH FEE			0.21
		MERCHANT FEES COC			2,299.19
		MERCHANT FEES MARINA			106.16
		MERCHANT FEES ARC			1,602.35
		MERCHANT FEES VARIOUS OUT CENTRES			1,068.93
		NATIONAL BPAY CHARGE			4,103.68
		RTGS/ACLR FEE			
		NAB TRANSACT FEE			99.42
		MERCHANDISE / OTHER FEES			
					9,279.94
		ADD: CREDIT CARD PAYMENTS			98,088.19
		ADD: PAYROLL PAYMENTS			
		COC01/12/22 Pmt 000220761971 City of Cockburn		7/12/2022	241.84
		COC04/12/22 Pmt 000220824074 City of Cockburn		7/12/2022	1,530,780.41
		COC06/12/22 Pmt 000220946856 City of Cockburn		8/12/2022	16,273.22
		COC08/12/22 Pmt 000220946744 City of Cockburn		8/12/2022	2,378.27
		COC09/12/22 Pmt 000221042961 City of Cockburn		9/12/2022	412.82
		COC14/12/22 Pmt 000221872000 City of Cockburn		21/12/2022	14,570.33
		COC16/12/22 Pmt 000221873099 City of Cockburn		21/12/2022	32,084.28
		COC18/12/22 Pmt 000221962593 City of Cockburn		21/12/2022	1,654,337.12
		COC22/12/22 Pmt 000222060073 City of Cockburn		22/12/2022	6,866.82
		COC22/12/22 Pmt 000222105545 City of Cockburn		22/12/2022	1,038.40



	COC23/12/22 Pmt 000222127074 City of Cockburn COC30/11/22 Pmt 000220762478 City of Cockburn		23/12/2022 7/12/2022	128.56 17,481.19
				3,276,593.26
	TOTAL PAYMENTS MADE FOR THE MONTH			19,411,662.55



City of Cockburn

Credit Card Transactions Report

Transactions Post Date Between 29-Sep-2022 and 28-Oct-2022

Reference	Date	Service Provider	Card Liability	Description
Governance & Strategy Advisor			32.00	
000245	3/10/2022	ANNUAL FEE	32.00	Annual Fee
Chief of Operations			1,145.00	
000219	3/10/2022	ANNUAL FEE	32.00	Annual Fee
000219	3/10/2022	PROPERTY COUNCI	500.00	Conferences and Seminars
000219	4/10/2022	SEC*CITY OF COCKBURN	187.00	Hire of equipment and facilities
000219	5/10/2022	THE GATE BAR AND BISTR	126.00	Consumables
000219	20/10/2022	GOVERNANCE INSTITUTE	300.00	Conferences and Seminars
Acting CFO			32.00	
CC76793	3/10/2022	ANNUAL FEE	32.00	Annual Fee
Adult Services Coordinator			613.00	
000205	30/09/2022	WOOLWORTHS 4367	11.50	Consumables
000205	3/10/2022	ANNUAL FEE	32.00	Annual Fee
000205	25/10/2022	SP MINUS18	184.00	Supplies and Materials purchases
000205	26/10/2022	BIG W 0455	100.00	Supplies and Materials purchases
000205	26/10/2022	BIG W 0455	100.00	Supplies and Materials purchases
000205	26/10/2022	BIG W 0455	100.00	Supplies and Materials purchases
000205	26/10/2022	BIG W 0455	85.50	Supplies and Materials purchases
Art and Culture Coordinator			1,855.20	
000239	3/10/2022	ANNUAL FEE	32.00	Annual Fee
000239	19/10/2022	COCKBURN POLICE STATIO	85.70	Annual Fee
000239	19/10/2022	COCKBURN POLICE STATIO	1.70	Application, Licence, Registration Fees
000239	20/10/2022	CLASSIC HIRE	1,735.80	Hire of equipment and facilities
Branch Manager - Spearwood Library			1,598.49	
000188	3/10/2022	ANNUAL FEE	32.00	Annual Fee
000188	18/10/2022	NEVERFAIL SPRINGWTR	132.44	Supplies and Materials purchases
000188	18/10/2022	NEVERFAIL SPRINGWTR	46.20	Professional Services
000188	18/10/2022	WANEWSDTI	613.21	Subscriptions and Memberships
000188	19/10/2022	INDOOR GARDENS PTY L	198.00	Professional Services
000188	21/10/2022	SECURE PARKING BARRA	16.37	Parking Expenses
000188	24/10/2022	JB HI FI BOORAGOON	444.27	Supplies and Materials purchases
000188	27/10/2022	SP FLOWER SHOP PTY L	116.00	Supplies and Materials purchases
Branch Manager Coolbellup Library			425.44	
000194	3/10/2022	ANNUAL FEE	32.00	Annual Fee
000194	4/10/2022	WOOLWORTHS 4703	10.60	Supplies and Materials purchases
000194	5/10/2022	SEC*CITY OF COCKBURN	66.00	Hire of equipment and facilities
000194	7/10/2022	Booktopia Pty Ltd	140.04	Supplies and Materials purchases
000194	10/10/2022	KMART 1024	53.00	Supplies and Materials purchases
000194	12/10/2022	WOOLWORTHS 4703	8.70	Supplies and Materials purchases
000194	12/10/2022	WOOLWORTHS 4703	3.00	Supplies and Materials purchases
000194	17/10/2022	SP JB HI-FI ONLINE	76.90	Supplies and Materials purchases
000194	19/10/2022	WOOLWORTHS 4703	18.55	Supplies and Materials purchases
000194	19/10/2022	WOOLWORTHS 4703	7.05	Supplies and Materials purchases
000194	25/10/2022	WOOLWORTHS 4703	9.60	Supplies and Materials purchases
Branch Support Librarian			981.60	
000195	3/10/2022	ANNUAL FEE MELODY BEIER	32.00	Annual Fee

City of Cockburn

Credit Card Transactions Report

Transactions Post Date Between 29-Sep-2022 and 28-Oct-2022

Reference	Date	Service Provider	Card Liability	Description
000195	10/10/2022	YELLOW RAVEN CAFE MELODY BEIER	3.20	Consumables
000195	17/10/2022	AMAZON AU MELODY BEIER	23.70	Supplies and Materials purchases
000195	17/10/2022	Booktopia Pty Ltd MELODY BEIER	365.28	Supplies and Materials purchases
000195	18/10/2022	AMAZON AU MELODY BEIER	53.33	Supplies and Materials purchases
000195	18/10/2022	AMAZON AU MELODY BEIER	50.73	Supplies and Materials purchases
000195	18/10/2022	AMAZON AU MELODY BEIER	47.88	Supplies and Materials purchases
000195	18/10/2022	AMAZON AU MELODY BEIER	32.57	Supplies and Materials purchases
000195	19/10/2022	WANEWSDTI MELODY BEIER	96.01	Subscriptions and Memberships
000195	19/10/2022	YELLOW RAVEN CAFE MELODY BEIER	3.20	Consumables
000195	21/10/2022	Booktopia Pty Ltd MELODY BEIER	-18.25	Supplies and Materials purchases
000195	21/10/2022	Booktopia Pty Ltd MELODY BEIER	-21.90	Supplies and Materials purchases
000195	24/10/2022	NEWS LIMITED MELODY BEIER	56.00	Subscriptions and Memberships
000195	25/10/2022	Limepay*DiscPartySupp MELODY BEIER	49.85	Supplies and Materials purchases
000195	25/10/2022	SP MINUS18 MELODY BEIER	208.00	Supplies and Materials purchases

Chief Executive Officer			32.00	
000236	3/10/2022	ANNUAL FEE	32.00	Annual Fee

Chief Financial Officer			142.12	
CC76790	3/10/2022	APPLE.COM/BILL	1.49	Advertising
CC76804	3/10/2022	ANNUAL FEE	32.00	Annual Fee
CC77506	7/10/2022	GOVERNANCE INSTITUTE	55.00	Subscriptions and Memberships
CC77566	19/10/2022	NEWS LIMITED	40.00	Subscriptions and Memberships
CC77364	25/10/2022	CPP HIS MAJESTYS	13.63	Parking Expenses

Chief of Built and Natural Environment			87.66	
000228	3/10/2022	ANNUAL FEE	32.00	Annual Fee
000228	6/10/2022	SECURE PARKING - CIT	12.28	Parking Expenses
000228	14/10/2022	CPP HIS MAJESTYS	18.17	Parking Expenses
000228	26/10/2022	CROWN PERTH PARKING	25.21	Parking Expenses

Child Care and Seniors Manager			1,938.30	
000232	29/09/2022	BUNNINGS GROUP LTD	197.00	Equipment purchases
000232	30/09/2022	LIVE LIFE ALARMS	597.00	Equipment purchases
000232	3/10/2022	ANNUAL FEE	32.00	Annual Fee
000232	14/10/2022	Woolworths Online	585.30	Consumables
000232	18/10/2022	LIVE LIFE ALARMS	527.00	Hire of equipment and facilities

Child Care Services Manager			732.00	
000231	3/10/2022	ANNUAL FEE	32.00	Annual Fee
000231	19/10/2022	MYO*Harmony Kids	700.00	Subscriptions and Memberships

City Facilities Coordinator			32.00	
CC76802	3/10/2022	ANNUAL FEE	32.00	Annual Fee

City Facilities Manager			1,167.32	
000234	30/09/2022	WA BOLTS PTY LTD	38.80	Supplies and Materials purchases
000234	30/09/2022	WA BOLTS PTY LTD	24.60	Supplies and Materials purchases
000234	3/10/2022	ANNUAL FEE	32.00	Annual Fee
000234	4/10/2022	WA BOLTS PTY LTD	21.97	Supplies and Materials purchases
000234	12/10/2022	COLES 0494	12.40	Consumables
000234	19/10/2022	LIFT EQUIPT PTY LTD	380.05	Professional Services
000234	19/10/2022	LIFT EQUIPT PTY LTD	380.05	Professional Services
000234	19/10/2022	LIFT EQUIPT PTY LTD	220.55	Professional Services



City of Cockburn

Credit Card Transactions Report

Transactions Post Date Between 29-Sep-2022 and 28-Oct-2022

Reference	Date	Service Provider	Card Liability	Description
000234	27/10/2022	COLES 0333	56.90	Meeting/Workshop Catering

Civil Infrastructure Manager

687.51

000212	3/10/2022	ANNUAL FEE	32.00	Annual Fee
000212	10/10/2022	TOTALLY WORK WEAR FR	156.60	Consumables
000212	28/10/2022	WESTERN POWER	498.91	Supplies and Materials purchases

Cockburn ARC Manager

1,135.06

000214	3/10/2022	ANNUAL FEE	32.00	Annual Fee
000214	4/10/2022	OFFICEWORKS	117.46	Events and Functions
000214	14/10/2022	KMART 1362	14.20	Events and Functions
000249	14/10/2022	COLES 0490	93.01	Events and Functions
000214	20/10/2022	BUNNINGS 729000	7.94	Consumables
000214	24/10/2022	MINUS18 FOUNDATION	725.60	Events and Functions
000214	27/10/2022	OFFICEWORKS 0620	144.85	Equipment purchases

Collection Development Librarian

1,723.13

000203	30/09/2022	Booktopia Pty Ltd	142.63	Supplies and Materials purchases
000203	3/10/2022	ANNUAL FEE	32.00	Annual Fee
000203	3/10/2022	Neverfail	132.44	Supplies and Materials purchases
000203	3/10/2022	NEW EDITION BOOKSHOP	22.45	Supplies and Materials purchases
000203	14/10/2022	Booktopia Pty Ltd	167.40	Supplies and Materials purchases
000203	17/10/2022	BOLINDA PUBLISHING	489.23	Supplies and Materials purchases
000203	24/10/2022	Boffins Bookshop	522.45	Supplies and Materials purchases
000203	24/10/2022	Boffins Bookshop	30.00	Supplies and Materials purchases
000203	25/10/2022	Booktopia Pty Ltd	184.53	Supplies and Materials purchases

Communications and Marketing Manager

4,904.21

CC76787	3/10/2022	GRAMMARLY COMZRPR50	2,098.15	Subscriptions and Memberships
CC76788	3/10/2022	FACEBK *AEEATGTMT2	286.23	Advertising
CC76789	3/10/2022	DROPBOX*TY9VYL8333B	18.69	Subscriptions and Memberships
CC76814	3/10/2022	INTNL TRANSACTION FEE	52.45	Bank and other fees
CC76823	3/10/2022	ANNUAL FEE	32.00	Annual Fee
CC77599	5/10/2022	FAIRFAX SUBSCRIPTIONS	59.00	Subscriptions and Memberships
CC77300	14/10/2022	FAIRFAX SUBSCRIPTIONS	15.00	Subscriptions and Memberships
CC77649	17/10/2022	ASANA.COM	404.58	Subscriptions and Memberships
CC77607	18/10/2022	NEWS LIMITED	40.00	Subscriptions and Memberships
CC77452	21/10/2022	AIM ED AND TRAINING	795.00	Subscriptions and Memberships
CC77360	25/10/2022	FAIRFAX SUBSCRIPTIONS	59.00	Subscriptions and Memberships
CC77362	25/10/2022	MailChimp	781.48	Subscriptions and Memberships
CC77323	26/10/2022	INTNL TRANSACTION FEE	0.04	Bank and other fees
CC77343	26/10/2022	LNK.BIO	1.58	Subscriptions and Memberships
CC77345	26/10/2022	WANEWSDTI	28.00	Subscriptions and Memberships
CC77347	26/10/2022	iStock.com	176.00	Subscriptions and Memberships
CC77297	27/10/2022	INTNL TRANSACTION FEE	1.39	Bank and other fees
CC77319	27/10/2022	BITLY.COM	55.62	Subscriptions and Memberships

Community Development Coordinator

2,895.73

000243	3/10/2022	ANNUAL FEE	32.00	Annual Fee
000243	6/10/2022	WOOLWORTHS 4367	28.00	Meeting/Workshop Catering
000243	11/10/2022	RJ CATERING PERTH PTY	15.00	Meeting/Workshop Catering
000243	11/10/2022	RJ CATERING PERTH PTY	5.00	Meeting/Workshop Catering
000243	12/10/2022	PERTH TRANSLATION	165.00	Professional Services
000243	12/10/2022	SEC*CITY OF COCKBURN	66.00	Hire of equipment and facilities

City of Cockburn

Credit Card Transactions Report

Transactions Post Date Between 29-Sep-2022 and 28-Oct-2022

Reference	Date	Service Provider	Card Liability	Description
000243	12/10/2022	WOOLWORTHS 4367	98.20	Supplies and Materials purchases
000243	13/10/2022	SEC*CITY OF COCKBURN	161.50	Hire of equipment and facilities
000243	13/10/2022	SEC*CITY OF COCKBURN	120.00	Hire of equipment and facilities
000243	13/10/2022	SEC*CITY OF COCKBURN	68.50	Hire of equipment and facilities
000243	13/10/2022	SEC*CITY OF COCKBURN	68.50	Hire of equipment and facilities
000243	13/10/2022	SEC*CITY OF COCKBURN	66.00	Hire of equipment and facilities
000243	13/10/2022	SEC*CITY OF COCKBURN	52.25	Hire of equipment and facilities
000243	13/10/2022	SEC*CITY OF COCKBURN	47.50	Hire of equipment and facilities
000243	13/10/2022	SEC*CITY OF COCKBURN	21.00	Hire of equipment and facilities
000243	14/10/2022	PP*Loopy LaniXs Mobile	396.00	Professional Services
000243	14/10/2022	SEC*CITY OF COCKBURN	154.00	Hire of equipment and facilities
000243	17/10/2022	SPACETOCO VENUE HIRE	22.00	Hire of equipment and facilities
000243	18/10/2022	FACEBK *BE2NHK2Y2	10.00	Advertising
000243	19/10/2022	BIG W 0455	110.00	Supplies and Materials purchases
000243	19/10/2022	BUNNINGS 303000	301.16	Supplies and Materials purchases
000243	19/10/2022	BUNNINGS 453000	66.97	Supplies and Materials purchases
000243	19/10/2022	WOOLWORTHS 4367	265.00	Supplies and Materials purchases
000243	20/10/2022	OFFICEWORKS 0616	313.10	Supplies and Materials purchases
000243	20/10/2022	WOOLWORTHS 4367	111.95	Meeting/Workshop Catering
000243	20/10/2022	WOOLWORTHS 4703	131.10	Supplies and Materials purchases

Customer Experience and Marketing Lead

1,899.05

000238	30/09/2022	BUNNINGS 729000	64.07	Supplies and Materials purchases
000238	3/10/2022	ANNUAL FEE	32.00	Annual Fee
000238	3/10/2022	FINDIE DEV LTD	155.40	Subscriptions and Memberships
000238	3/10/2022	INTNL TRANSACTION FEE	3.89	Bank and other fees
000238	5/10/2022	CHRISTMAS PRESENCE	102.60	Supplies and Materials purchases
000238	5/10/2022	GOOGLE*YOUTUBEPREMIUM	14.99	Subscriptions and Memberships
000238	5/10/2022	Save the Children	25.00	Supplies and Materials purchases
000238	10/10/2022	BUNNINGS 729000	114.69	Supplies and Materials purchases
000238	12/10/2022	CRICUT	13.99	Subscriptions and Memberships
000238	13/10/2022	BIG W 0444	18.00	Supplies and Materials purchases
000238	14/10/2022	FACEBK *ML78WJ3EE2	385.00	Advertising
000238	17/10/2022	FACEBK *NHRNRJFDE2	2.16	Advertising
000238	18/10/2022	CHRISTMAS PRESENCE	549.00	Equipment purchases
000238	24/10/2022	COLES 0490	7.10	Consumables
000238	24/10/2022	FACEBK *YB2AKXDE2	385.00	Advertising
000238	25/10/2022	TYPO GARDEN CITY	26.16	Supplies and Materials purchases

Customer Experience Coordinator

131.98

CC76812	3/10/2022	ANNUAL FEE	32.00	Annual Fee
CC77489	20/10/2022	Woolworths Online	99.98	Consumables

Customer Experience Coordinator - ARC

1,845.09

000216	30/09/2022	BIG W 0444	50.00	Consumables
000216	3/10/2022	ANNUAL FEE	32.00	Annual Fee
000216	3/10/2022	FACEBK *E6HYFFBS82	13.20	Advertising
000216	5/10/2022	COLES 0490	72.20	Events and Functions
000216	5/10/2022	KMART 1362	62.70	Events and Functions
000216	5/10/2022	OFFICEWORKS 0620	34.95	Events and Functions
000216	11/10/2022	INTNL TRANSACTION FEE	14.01	Bank and other fees
000216	11/10/2022	INTNL TRANSACTION FEE	14.01	Bank and other fees
000216	11/10/2022	KEEPME PTE LTD	560.45	Subscriptions and Memberships
000216	11/10/2022	KEEPME PTE LTD	560.45	Subscriptions and Memberships



City of Cockburn

Credit Card Transactions Report

Transactions Post Date Between 29-Sep-2022 and 28-Oct-2022

Reference	Date	Service Provider	Card Liability	Description
000216	18/10/2022	FACEBK *7MMSAGBR82	13.20	Advertising
000216	20/10/2022	FACEBK *C53MCGBR82	13.20	Advertising
000216	21/10/2022	COCKBURN ARC	220.00	Subscriptions and Memberships
000216	21/10/2022	COCKBURN ARC	1.00	Subscriptions and Memberships
000216	24/10/2022	FACEBK *KXC84HXR82	13.20	Advertising
000216	25/10/2022	COLES 0490	43.70	Training & Professional Development
000216	26/10/2022	COCKBURN ARC	-221.00	Subscriptions and Memberships
000216	27/10/2022	OFFICEWORKS 0620	123.91	Consumables
000216	28/10/2022	FACEBK *TSX8KGBR82	15.40	Advertising
000216	28/10/2022	INTNL TRANSACTION FEE	5.09	Subscriptions and Memberships
000216	28/10/2022	QUICKTAPSURVEY	203.42	Subscriptions and Memberships

Events and Culture Manager

1,660.68

000200	29/09/2022	ST JOHN AMBULANCE AUST	160.00	Training & Professional Development
000200	3/10/2022	ANNUAL FEE	32.00	Annual Fee
000200	3/10/2022	FACEBK JDT5DHF2E2	247.50	Advertising
000200	7/10/2022	FACEBK X7H46JXZD2	385.00	Advertising
000200	11/10/2022	OFFICEWORKS	21.24	Supplies and Materials purchases
000200	13/10/2022	FACEBK DATHBJXZD2	550.00	Advertising
000200	17/10/2022	SQ *LITTLE BULL ESPRES	63.50	Events and Functions
000200	18/10/2022	VIBE PETROLEUM	49.95	Equipment purchases
000200	18/10/2022	VIBE PETROLEUM	26.49	Consumables
000200	21/10/2022	SQ *LITTLE BULL ESPRE	125.00	Consumables

Events Officer

1,324.72

CC76860	3/10/2022	ANNUAL FEE	32.00	Annual Fee
CC77453	10/10/2022	SQ *SPLITBEAN	125.00	Refunded
CC77455	10/10/2022	SQ *SPLITBEAN	-125.00	Refunded
CC77458	10/10/2022	CHAMPION MUSIC	503.66	Supplies and Materials purchases
CC77385	12/10/2022	BIG W 0455	65.00	Supplies and Materials purchases
CC77393	12/10/2022	BIG W 0455	253.26	Supplies and Materials purchases
CC77395	12/10/2022	AVELING	40.00	Events and Functions
CC77290	14/10/2022	SEC*CITY OF COCKBURN	150.00	Events and Functions
CC77634	17/10/2022	WOOLWORTHS 4387	21.00	Consumables
CC77592	18/10/2022	WOOLWORTHS 4367	9.00	Consumables
CC77597	18/10/2022	7-ELEVEN 3010	9.00	Consumables
CC77477	20/10/2022	YANGEBUP STORE	24.00	Consumables
CC77377	25/10/2022	CLASSIC HIRE	217.80	Hire of equipment and facilities

Exec People Experience & Transformation

32.00

000213	3/10/2022	ANNUAL FEE	32.00	Annual Fee
--------	-----------	------------	-------	------------

Acting CEO

32.00

000226	3/10/2022		32.00	Annual Fee
--------	-----------	--	-------	------------

Executive Governance and Strategy

2,403.15

000222	3/10/2022	ANNUAL FEE	32.00	Annual Fee
000222	5/10/2022	WOOLWORTHS 4367	64.60	Supplies and Materials purchases
000222	6/10/2022	Crowne Plaza Adelaide	646.29	Travel and Accommodation
000222	12/10/2022	SEC*CITY OF COCKBURN	132.00	Hire of equipment and facilities
000222	19/10/2022	MEGATIX.COM.AU	347.22	Supplies and Materials purchases
000222	19/10/2022	MEGATIX.COM.AU	347.22	Supplies and Materials purchases
000222	19/10/2022	MEGATIX.COM.AU	347.22	Supplies and Materials purchases
000222	19/10/2022	MEGATIX.COM.AU	347.22	Supplies and Materials purchases

City of Cockburn

Credit Card Transactions Report

Transactions Post Date Between 29-Sep-2022 and 28-Oct-2022

Reference	Date	Service Provider	Card Liability	Description
000222	19/10/2022	MEGATIX.COM.AU	69.69	Supplies and Materials purchases
000222	19/10/2022	MEGATIX.COM.AU	69.69	Supplies and Materials purchases

Family & Community Development Manager

1,631.22

000202	3/10/2022	ANNUAL FEE	32.00	Annual Fee
000202	5/10/2022	SEC*CITY OF COCKBURN	198.00	Hire of equipment and facilities
000202	11/10/2022	BIG W 0455	63.75	Supplies and Materials purchases
000202	12/10/2022	THE GROCER AND THE CHE	33.77	Meeting/Workshop Catering
000202	12/10/2022	TRYBOOKING* RECONCILIA	251.00	Training & Professional Development
000202	12/10/2022	WOOLWORTHS 4367	109.17	Meeting/Workshop Catering
000202	12/10/2022	THE GROCER AND THE CHE	0.00	Meeting/Workshop Catering
000202	13/10/2022	MURDOCH UNIVERSITY	5.28	Parking Expenses
000202	13/10/2022	SHOOTING STARS	59.99	Supplies and Materials purchases
000202	14/10/2022	SEC*CITY OF COCKBURN	165.00	Hire of equipment and facilities
000202	19/10/2022	CUPPASHACK	23.50	Consumables
000202	20/10/2022	SPACETOCO VENUE HIRE	104.50	Hire of equipment and facilities
000202	21/10/2022	SHIATSU MASSAGE PERTH	307.76	Events and Functions
000202	24/10/2022	SQ *RAINBOW SUTRA	255.50	Events and Functions
000193	26/10/2022	SEC*CITY OF COCKBURN	22.00	Hire of equipment and facilities

Head of Community Development & Services

2,503.05

000197	3/10/2022	ANNUAL FEE	32.00	Annual Fee
000197	18/10/2022	CAPPUCCINO EXPRESS S	750.00	Consumables
000197	19/10/2022	SUPERIOR HEALTH CARE	297.05	Equipment purchases
000197	20/10/2022	LIVE LIFE ALARMS	527.00	Equipment purchases
000197	20/10/2022	LIVE LIFE ALARMS	527.00	Equipment purchases
000197	21/10/2022	Ntl Assoc of Women in	370.00	Conferences and Seminars

Head of Community Safety & Ranger Svcs

1,304.35

CC76784	3/10/2022	CITY OF PERTH	17.00	Parking Expenses
CC76821	3/10/2022	ANNUAL FEE	32.00	Annual Fee
CC77485	7/10/2022	BUNNINGS 303000	93.81	Supplies and Materials purchases
CC77401	12/10/2022	Starlink Internet	139.00	Supplies and Materials purchases
CC77354	13/10/2022	COLES 0494	31.50	Consumables
CC77562	19/10/2022	PAYPAL *PARKINGAUST PA	880.00	Supplies and Materials purchases
CC77459	20/10/2022	INTNL TRANSACTION FEE	0.76	Bank and other fees
CC77472	20/10/2022	VENNGAGE.COM	30.32	Supplies and Materials purchases
CC77484	20/10/2022	SUPER CHEAP AUTO	79.96	Supplies and Materials purchases

Head of Develop Assessment & Compliance

881.42

CC76782	3/10/2022	ENGINEERING EDUCATIO	849.42	Training & Professional Development
CC76792	3/10/2022	ANNUAL FEE	32.00	Annual Fee

Head of Information and Technology

1,975.18

CC76865	30/09/2022	APPLE.COM/BILL	89.94	Advertising
CC76783	3/10/2022	CLOUDFLARE	31.14	Subscriptions and Memberships
CC76808	3/10/2022	INTNL TRANSACTION FEE	0.78	Bank and other fees
CC76818	3/10/2022	ANNUAL FEE	32.00	Annual Fee
CC77559	19/10/2022	NEXACU	440.00	Supplies and Materials purchases
CC77295	27/10/2022	INTNL TRANSACTION FEE	33.69	Bank and other fees
CC77314	27/10/2022	DIGICERT INC	1,347.63	Supplies and Materials purchases

Head of Library and Cultural Services

399.43

CC76919	29/09/2022	Wheels Media	198.00	Supplies and Materials purchases
---------	------------	--------------	--------	----------------------------------



City of Cockburn

Credit Card Transactions Report

Transactions Post Date Between 29-Sep-2022 and 28-Oct-2022

Reference	Date	Service Provider	Card Liability	Description
CC76834	3/10/2022	ANNUAL FEE	32.00	Annual Fee
CC77449	10/10/2022	REDSHOT CAR RENTALS	82.22	Car rental
CC77532	19/10/2022	HERTZ	87.21	Car rental

Head of Planning **32.00**

000190	3/10/2022	ANNUAL FEE	32.00	Annual Fee
--------	-----------	------------	-------	------------

Head of Projects **3,248.85**

000220	29/09/2022	SEC*CITY OF COCKBURN	147.00	Hire of equipment and facilities
000220	3/10/2022	ANNUAL FEE	32.00	Annual Fee
000220	14/10/2022	SEC*CITY OF COCKBURN	800.00	Hire of equipment and facilities
000220	17/10/2022	ORACLE AUSTRALIA	372.94	Supplies and Materials purchases
000220	25/10/2022	ORACLE AUSTRALIA	1,896.91	Professional Services

Head of Recreation Infrastructure & Svcs **215.71**

000217	3/10/2022	ANNUAL FEE	32.00	Annual Fee
000217	7/10/2022	INTNL TRANSACTION FEE	4.48	Bank and other fees
000217	7/10/2022	OUTGROW	179.23	Subscriptions and Memberships

Head of Sustainability and Environment **590.48**

000204	3/10/2022	ANNUAL FEE	32.00	Annual Fee
000204	6/10/2022	BUNNINGS 303000	131.99	Supplies and Materials purchases
000204	6/10/2022	BUNNINGS 303000	94.49	Supplies and Materials purchases
000204	10/10/2022	RIAWAANNUAL	100.00	Subscriptions and Memberships
000204	11/10/2022	BUNNINGS 303000	122.50	Supplies and Materials purchases
000204	11/10/2022	SPACETOCO VENUE HIRE	76.50	Hire of equipment and facilities
000204	19/10/2022	DBCA	33.00	Subscriptions and Memberships

Health Promotion Officer **1,613.18**

000260	3/10/2022	ANNUAL FEE	32.00	Annual Fee
000260	6/10/2022	OFFICEWORKS	314.00	Supplies and Materials purchases
000260	7/10/2022	BIG W 0444	96.00	Supplies and Materials purchases
000260	13/10/2022	BIG W 0444	78.00	Supplies and Materials purchases
000260	13/10/2022	JY Display and Signs	394.94	Supplies and Materials purchases
000260	13/10/2022	KMART 1362	113.00	Supplies and Materials purchases
000260	13/10/2022	WOOLWORTHS 4394	50.00	Supplies and Materials purchases
000260	13/10/2022	WOOLWORTHS 4394	50.00	Supplies and Materials purchases
000260	13/10/2022	WOOLWORTHS 4394	50.00	Supplies and Materials purchases
000260	18/10/2022	BIG W 0455	102.00	Supplies and Materials purchases
000260	19/10/2022	WOOLWORTHS 4394	138.30	Supplies and Materials purchases
000260	21/10/2022	BIG W 0455	90.00	Supplies and Materials purchases
000260	28/10/2022	SP ALLYFASHION.COM	104.94	Supplies and Materials purchases

Infrastructure & Operations Coordinator **1,488.86**

000215	3/10/2022	ANNUAL FEE	32.00	Annual Fee
000215	3/10/2022	Canva* 03561-3344600	17.99	Subscriptions and Memberships
000215	3/10/2022	GECKOBOARD	309.28	Subscriptions and Memberships
000215	3/10/2022	INTNL TRANSACTION FEE	7.73	Bank and other fees
000215	3/10/2022	INTNL TRANSACTION FEE	0.74	Bank and other fees
000215	3/10/2022	ZUBTITLE.COM	29.53	Subscriptions and Memberships
000215	5/10/2022	NAAVI PTY LTD	25.00	Subscriptions and Memberships
000215	7/10/2022	AUSTRALIAN SWIM SCHOOL	89.00	Training & Professional Development
000215	10/10/2022	MailChimp	299.02	Subscriptions and Memberships
000215	12/10/2022	WWW.TEAMBUFFALO.CO	434.50	Training & Professional Development

City of Cockburn

Credit Card Transactions Report

Transactions Post Date Between 29-Sep-2022 and 28-Oct-2022

Reference	Date	Service Provider	Card Liability	Description
000215	27/10/2022	DG INSTRUMENTS P L	153.22	Equipment purchases
000215	27/10/2022	POOL ROBOTICS PERTH	90.85	Equipment purchases

Landfill Supervisor HWRP

32.00

000227	3/10/2022	ANNUAL FEE	32.00	Annual Fee
--------	-----------	------------	-------	------------

Library Technician

1,715.79

000201	3/10/2022	ANNUAL FEE	32.00	Annual Fee
000201	3/10/2022	Booktopia Pty Ltd	-20.22	Supplies and Materials purchases
000201	5/10/2022	AMAZON MARKETPLACE AU	-66.43	Supplies and Materials purchases
000201	6/10/2022	AMAZON MARKETPLACE AU	45.95	Supplies and Materials purchases
000201	6/10/2022	AMAZON MARKETPLACE AU	16.99	Supplies and Materials purchases
000201	6/10/2022	BIGW ONLINE	128.00	Supplies and Materials purchases
000201	6/10/2022	Booktopia Pty Ltd	351.40	Supplies and Materials purchases
000201	6/10/2022	SP JB HI-FI ONLINE	448.63	Supplies and Materials purchases
000201	7/10/2022	AMAZON AU	18.87	Supplies and Materials purchases
000201	7/10/2022	BIGW ONLINE	16.00	Supplies and Materials purchases
000201	12/10/2022	Booktopia Pty Ltd	210.76	Supplies and Materials purchases
000201	12/10/2022	Monash University	69.95	Supplies and Materials purchases
000201	12/10/2022	SP JB HI-FI ONLINE	142.87	Supplies and Materials purchases
000201	19/10/2022	Booktopia Pty Ltd	321.02	Supplies and Materials purchases

Library Technology Coordinator

1,272.00

000269	3/10/2022	ANNUAL FEE	32.00	Annual Fee
000269	6/10/2022	MAILCHIMP *MISC	321.92	Subscriptions and Memberships
000269	11/10/2022	Windcave	237.38	Subscriptions and Memberships
000269	14/10/2022	DREAMITHOS* DREAMIT HO	234.70	Subscriptions and Memberships
000269	17/10/2022	RASTOGI HOLDINGS PTY L	301.00	Equipment purchases
000269	28/10/2022	SoundCloud Yearly Next	145.00	Subscriptions and Memberships

Manager Advocacy and Engagement

619.56

000218	3/10/2022	ANNUAL FEE	32.00	Annual Fee
000218	3/10/2022	THE GATE BAR AND BISTR	98.00	Meeting/Workshop Catering
000218	5/10/2022	CROWN PERTH MARKET & C	453.82	Events and Functions
000218	13/10/2022	WOOLWORTHS 4367	35.74	Meeting/Workshop Catering

Manager Building Services

39.50

000229	3/10/2022	ANNUAL FEE	32.00	Annual Fee
000229	7/10/2022	CITY OF FREMANTLE	7.50	Bank and other fees

Manager Business & Economic Development

1,570.05

000185	29/09/2022	City of Joondalup	2.40	Parking Expenses
000185	30/09/2022	Tickets-Edge Engineeri	21.18	Conferences and Seminars
000185	3/10/2022	ANNUAL FEE	32.00	Annual Fee
000185	5/10/2022	LUKY HOLDINGS PTY LTD	9.00	Parking Expenses
000185	6/10/2022	Crowne Plaza Adelaide	646.29	Travel and Accommodation
000185	7/10/2022	CITY OF FREMANTLE	7.40	Parking Expenses
000185	7/10/2022	CITY OF PERTH PARKING-	10.10	Parking Expenses
000185	7/10/2022	CITY OF PERTH PARKING-	5.05	Parking Expenses
000185	11/10/2022	City of Joondalup	4.40	Parking Expenses
000185	11/10/2022	CROWN AND ANCHOR	59.00	Travel and Accommodation
000185	11/10/2022	FROME AUTO PARK	15.23	Parking Expenses
000185	11/10/2022	LEMONGRASS	191.50	Consumables
000185	12/10/2022	FROME AUTO PARK	22.33	Parking Expenses



City of Cockburn

Credit Card Transactions Report

Transactions Post Date Between 29-Sep-2022 and 28-Oct-2022

Reference	Date	Service Provider	Card Liability	Description
000185	12/10/2022	GM CABS PTY LTD	46.41	Travel and Accommodation
000185	13/10/2022	Crowne Plaza Adelaide	47.61	Consumables
000185	14/10/2022	BUDGET RENT-A-CAR	97.25	Travel and Accommodation
000185	14/10/2022	Kimpton Margot Sydney	86.50	Consumables
000185	17/10/2022	AIRPORT RETAIL ENTER	26.24	Parking Expenses
000185	17/10/2022	GM CABS PTY LTD	49.56	Travel and Accommodation
000185	17/10/2022	Kimpton Margot Sydney	70.04	Consumables
000185	17/10/2022	SWAN TAXIS PTY LTD	88.20	Travel and Accommodation
000185	20/10/2022	WILSON PARKING AUSTRAL	18.00	Parking Expenses
000185	21/10/2022	CITY OF VINCENT	3.46	Parking Expenses
000185	21/10/2022	CRANKED COFFEE	10.90	Parking Expenses

Manager Environment Health

513.13

000233	3/10/2022	ANNUAL FEE	32.00	Annual Fee
000233	12/10/2022	BOC GAS & GEAR	7.13	Consumables
000233	20/10/2022	MISS MAUD	474.00	Conferences and Seminars

Manager Recreation Services

572.26

000235	3/10/2022	ANNUAL FEE	32.00	Annual Fee
000235	13/10/2022	TENTWORLD	499.34	Equipment purchases
000235	21/10/2022	PASKAL PTY LTD	40.92	Equipment purchases

Marina Manager

32.00

CC76809	3/10/2022	ANNUAL FEE	32.00	Annual Fee
---------	-----------	------------	-------	------------

Organisational Development Coordinator

3,686.04

CC76907	29/09/2022	857Pin* Australian Tra	325.00	Training & Professional Development
CC76776	3/10/2022	LOCAL GOVERNEMENT MANA	531.00	Training & Professional Development
CC76856	3/10/2022	ANNUAL FEE	32.00	Annual Fee
CC77580	5/10/2022	POLINODE - NETWORKS	34.39	Training & Professional Development
CC77602	5/10/2022	INTNL TRANSACTION FEE	0.86	Bank and other fees
CC77346	13/10/2022	SAFETYCULTURE	146.30	Training & Professional Development
CC77643	17/10/2022	TONY AVELING & ASSOCIA	1,089.00	Training & Professional Development
CC77598	18/10/2022	TICKETS-ROTTA TECH FES	366.49	Training & Professional Development
CC77432	21/10/2022	ATI MIRAGE TRAINING	387.00	Training & Professional Development
CC77353	25/10/2022	ATI MIRAGE TRAINING	387.00	Training & Professional Development
CC77378	25/10/2022	ATI MIRAGE TRAINING	387.00	Training & Professional Development

Parenting Service Coordinator

877.59

000225	3/10/2022	ANNUAL FEE	32.00	Annual Fee
000225	14/10/2022	SEC* CITY OF COCKBURN	462.00	Hire of equipment and facilities
000225	19/10/2022	WOOLWORTHS 4703	68.59	Consumables
000225	21/10/2022	WWW.FINANCIALCOUNSELLO	315.00	Subscriptions and Memberships

Parks Operations Coordinator

32.00

CC77654	3/10/2022	ANNUAL FEE	32.00	Annual Fee
---------	-----------	------------	-------	------------

People Experience Business Partner

32.00

000237	3/10/2022	ANNUAL FEE	32.00	Annual Fee
--------	-----------	------------	-------	------------

Recovery Park Coordinator

73.00

000198	30/09/2022	STIHL SHOP COCKBURN	41.00	Consumables
000206	3/10/2022	ANNUAL FEE	32.00	Annual Fee

City of Cockburn

Credit Card Transactions Report

Transactions Post Date Between 29-Sep-2022 and 28-Oct-2022

Reference	Date	Service Provider	Card Liability	Description
Recycling Supervisor			319.05	
CC76904	29/09/2022	COLES 0494	96.85	Consumables
CC76874	30/09/2022	BP NAVAL BASE 7770	30.00	Consumables
CC76797	3/10/2022	ANNUAL FEE	32.00	Annual Fee
CC77355	25/10/2022	BOSS INDUSTRIAL	160.20	Equipment purchases

Senior Centre Coordinator			2,567.75	
000192	3/10/2022	ANNUAL FEE	32.00	Annual Fee
000192	3/10/2022	DEPT OF RACING GAMIN	131.50	Application, Licence, Registration Fees
000192	7/10/2022	OFFICEWORKS	347.95	Equipment purchases
000192	14/10/2022	Bailey Brewing Co	660.00	Events and Functions
000192	14/10/2022	Ugly Duckling Wines	165.00	Events and Functions
000192	17/10/2022	TICKETEK PTY LTD WEB	100.00	Events and Functions
000192	21/10/2022	170517CH PTY LTD	172.91	Supplies and Materials purchases
000192	27/10/2022	COSTCO WHOLESALE AUSTR	958.39	Events and Functions

Senior Centre Programs Booking Officer			3,674.92	
000196	3/10/2022	ANNUAL FEE	32.00	Annual Fee
000196	6/10/2022	CITY OF PERTH	63.00	Events and Functions
000196	6/10/2022	EMCARE	610.50	Training & Professional Development
000196	6/10/2022	SEC*CITY OF COCKBURN	100.00	Hire of equipment and facilities
000196	6/10/2022	SEC*CITY OF COCKBURN	76.00	Hire of equipment and facilities
000196	6/10/2022	SEC*CITY OF COCKBURN	76.00	Hire of equipment and facilities
000196	20/10/2022	AYLA INC.	178.00	Consumables
000196	21/10/2022	MUNDARING HOTEL	476.00	Events and Functions
000196	21/10/2022	SPOTLIGHT 065	165.20	Supplies and Materials purchases
000196	21/10/2022	SPOTLIGHT 065	11.20	Supplies and Materials purchases
000196	21/10/2022	WOOLWORTHS 4308	198.36	Supplies and Materials purchases
000196	24/10/2022	Limepay*DiscPartySupp	175.81	Supplies and Materials purchases
000196	25/10/2022	M R B T A	420.00	Events and Functions
000196	28/10/2022	SQ *MANDURAH CRUISES	1,092.85	Events and Functions

Senior Library Manager			32.00	
000242	3/10/2022	ANNUAL FEE	32.00	Annual Fee

Senior Youth Justice and Outreach Worker			190.88	
000224	3/10/2022	ANNUAL FEE	32.00	Annual Fee
000224	5/10/2022	BIRTHS DEATHS & MARRIA	53.00	Equipment purchases
000224	5/10/2022	CPP CONVENTION CENTRE	6.06	Travel and Accommodation
000224	10/10/2022	MCDONALDS DT 0698	15.85	Consumables
000224	18/10/2022	DOT - LICENSING	30.90	Equipment purchases
000224	18/10/2022	DOT - LICENSING	10.00	Equipment purchases
000224	19/10/2022	COLES 0490	22.07	Consumables
000224	20/10/2022	CITY OF SWAN	2.50	Consumables
000224	26/10/2022	COLES 0490	18.50	Supplies and Materials purchases

Social Club Coordinator			1,431.53	
CC77656	3/10/2022	ANNUAL FEE	32.00	Annual Fee
CC77633	4/10/2022	WANEWSDTI	35.60	Subscriptions and Memberships
CC77534	6/10/2022	Nutricia Australia	175.68	Supplies and Materials purchases
CC77510	7/10/2022	PERTH PARTY HIRE	160.00	Events and Functions
CC77512	7/10/2022	PERTH PARTY HIRE	162.00	Events and Functions
CC77335	13/10/2022	PERTH PARTY HIRE	162.00	Events and Functions
CC77513	19/10/2022	HOST	187.00	Events and Functions



City of Cockburn

Credit Card Transactions Report

Transactions Post Date Between 29-Sep-2022 and 28-Oct-2022

Reference	Date	Service Provider	Card Liability	Description
CC77514	19/10/2022	BIGW ONLINE	35.90	Supplies and Materials purchases
CC77417	21/10/2022	170517CH PTY LTD	227.46	Supplies and Materials purchases
CC77419	21/10/2022	SP JB HI-FI ONLINE	136.99	Supplies and Materials purchases
CC77410	24/10/2022	ZLR*Clever Designs	116.90	Supplies and Materials purchases

Sr Exec Assistant to Mayor & Councillors

2,172.28

000189	29/09/2022	THE FINISHING TOUCH	496.15	Supplies and Materials purchases
000189	3/10/2022	ANNUAL FEE	32.00	Annual Fee
000189	3/10/2022	ST JOHN AMBULANCE AUST	160.00	Training & Professional Development
000189	13/10/2022	Crowne Plaza Adelaide	638.00	Conferences and Seminars
000189	14/10/2022	Tickets-Danjoo Koorlin	846.13	Conferences and Seminars

Strategic Procurement Manager

3,951.77

000191	3/10/2022	ANNUAL FEE	32.00	Annual Fee
000191	17/10/2022	BB-CIPS	440.00	Subscriptions and Memberships
000191	20/10/2022	FACEBK *2YXMFKP2E2	833.77	Advertising
000191	20/10/2022	SQ *JAZZIE SHAZZIES	990.00	Events and Functions
000191	24/10/2022	FACEBK *W6LDLJXZD2	825.00	Advertising
000191	28/10/2022	GOVERNANCE INSTITUTE	605.00	Training & Professional Development
000191	28/10/2022	RETAIL DISPLAY DIRECT	226.00	Equipment purchases

Support Services Lead

1,756.66

000221	3/10/2022	ANNUAL FEE	32.00	Annual Fee
000221	3/10/2022	EB *Inspiring Australi	176.00	Conferences and Seminars
000221	4/10/2022	EZI*Poster Frames Dir	86.90	Supplies and Materials purchases
000221	7/10/2022	SEC*CITY OF COCKBURN	199.50	Hire of equipment and facilities
000221	10/10/2022	MISS MAUD	226.70	Meeting/Workshop Catering
000221	12/10/2022	SCAVACI IGA	38.36	Consumables
000221	17/10/2022	KMART 1362	131.00	Supplies and Materials purchases
000221	21/10/2022	Prof Psych Services	220.00	Training & Professional Development
000221	24/10/2022	WWW.FINANCIALCOUNSELLO	565.00	Conferences and Seminars
000221	26/10/2022	WOOLWORTHS 4394	81.20	Meeting/Workshop Catering

Waste Collection Supervisor

851.62

000209	3/10/2022	ANNUAL FEE	32.00	Annual Fee
000208	21/10/2022	BUNNINGS 303000	155.07	Consumables
000207	24/10/2022	JB HI FI BOORAGOON	664.55	Consumables

Waste Education Coordinator

245.45

000230	30/09/2022	K. SANDHU AND SONS PTY	8.00	Meeting/Workshop Catering
000230	3/10/2022	ANNUAL FEE	32.00	Annual Fee
000230	3/10/2022	SPACETOCO VENUE HIRE	138.75	Hire of equipment and facilities
000230	4/10/2022	SPACETOCO VENUE HIRE	-138.75	Hire of equipment and facilities
000230	7/10/2022	ALDI STORES - SUCCESS	67.10	Meeting/Workshop Catering
000230	7/10/2022	BAKERS DELIGHT GATEW	21.90	Meeting/Workshop Catering
000230	27/10/2022	ALDI STORES - BEELIAR	55.16	Meeting/Workshop Catering
000230	27/10/2022	YI-SUSHI-BEELIAR.T	61.29	Meeting/Workshop Catering

Waste Services Manager

935.76

CC76910	29/09/2022	SEC*MOBILE MATE	80.45	Supplies and Materials purchases
CC76806	3/10/2022	ANNUAL FEE	32.00	Annual Fee
CC77591	5/10/2022	WOOLWORTHS 4367	108.02	Meeting/Workshop Catering
CC77358	13/10/2022	COSTCO WHOLESALE AUSTR	243.89	Meeting/Workshop Catering
CC77303	14/10/2022	MYO*Delux 4x4 Accessor	247.50	Supplies and Materials purchases

City of Cockburn

Credit Card Transactions Report

Transactions Post Date Between 29-Sep-2022 and 28-Oct-2022

Reference	Date	Service Provider	Card Liability	Description
CC77454	21/10/2022	OFFICEWORKS	112.00	Supplies and Materials purchases
CC77284	28/10/2022	COLES 0333	111.90	Meeting/Workshop Catering

Waster Services Coordinator

32.00

000210	3/10/2022	ANNUAL FEE	32.00	Annual Fee
--------	-----------	------------	-------	------------

Young Peoples Services Coordinator

1,919.35

000187	3/10/2022	ANNUAL FEE	32.00	Annual Fee
000187	4/10/2022	BIGW ONLINE	270.00	Supplies and Materials purchases
000187	5/10/2022	SP MEGAJOY AU	151.98	Supplies and Materials purchases
000187	6/10/2022	APPLE.COM/BILL	2.99	Supplies and Materials purchases
000187	7/10/2022	COLES 0490	22.80	Supplies and Materials purchases
000187	7/10/2022	KMART	162.50	Supplies and Materials purchases
000187	7/10/2022	MODERN TEACHING AIDS	176.91	Supplies and Materials purchases
000187	10/10/2022	Booktopia Pty Ltd	480.22	Supplies and Materials purchases
000187	10/10/2022	KMART 1229	12.50	Supplies and Materials purchases
000187	10/10/2022	SP JB HI-FI ONLINE	437.75	Supplies and Materials purchases
000187	18/10/2022	CREATORRS WORLD	80.00	Supplies and Materials purchases
000187	24/10/2022	COLES ONLINE	89.70	Supplies and Materials purchases

Young Peoples Services Librarian

111.45

000211	3/10/2022	ANNUAL FEE	32.00	Annual Fee
000211	6/10/2022	DYMOCKS BOORAGOON	79.45	Supplies and Materials purchases

Youth Centre Coordinator

869.67

000223	29/09/2022	GESHA COFFEE CO	110.00	Supplies and Materials purchases
000223	3/10/2022	ANNUAL FEE	32.00	Annual Fee
000223	3/10/2022	COLES 0490	17.50	Consumables
000223	3/10/2022	KMART 1362	22.00	Supplies and Materials purchases
000223	3/10/2022	Subcard AU	10.00	Consumables
000223	3/10/2022	Subcard AU	10.00	Consumables
000223	4/10/2022	BUNNINGS 729000	25.59	Supplies and Materials purchases
000223	5/10/2022	Subcard AU	10.00	Consumables
000223	5/10/2022	Subcard AU	10.00	Consumables
000223	5/10/2022	Subcard AU	10.00	Consumables
000223	6/10/2022	COLES ONLINE	329.08	Consumables
000223	7/10/2022	BUNNINGS 303000	129.00	Supplies and Materials purchases
000223	19/10/2022	LAKES BIKES	65.00	Supplies and Materials purchases
000223	21/10/2022	KMART 1362	89.50	Consumables

Youth Development Officer

1,956.57

CC76871	30/09/2022	COLES 0490	72.10	Meeting/Workshop Catering
CC76803	3/10/2022	ANNUAL FEE	32.00	Annual Fee
CC77585	5/10/2022	THE HOYTS CORPORATIO	335.00	Events and Functions
CC77587	5/10/2022	EMPOWERED CENTRE	450.00	Events and Functions
CC77569	6/10/2022	WOOLWORTHS 4367	75.41	Meeting/Workshop Catering
CC77499	7/10/2022	MELVILLE GOLF CENTRE	283.00	Supplies and Materials purchases
CC77400	12/10/2022	COLES 0490	70.78	Meeting/Workshop Catering
CC77348	13/10/2022	YELLOW RAVEN CAFE	31.50	Meeting/Workshop Catering
CC77350	13/10/2022	SUCCESS HEALTH P/L	109.98	Meeting/Workshop Catering
CC77557	19/10/2022	Woolworths Online	53.60	Meeting/Workshop Catering
CC77331	26/10/2022	SQ *LANPA PTY LTD	240.00	Events and Functions
CC77332	26/10/2022	COLES 0490	203.20	Meeting/Workshop Catering




City of Cockburn

Credit Card Transactions Report

Transactions Post Date Between 29-Sep-2022 and 28-Oct-2022

Reference	Date	Service Provider	Card Liability	Description
Youth Services Manager			32.00	
CC76807	3/10/2022	ANNUAL FEE	32.00	Annual Fee
Total Cards - 72			81,489.80	

Report Run On: 24-Jan-2023 11:18:17



City of Cockburn

Credit Card Transactions Report

Transactions Post Date Between 29-Oct-2022 and 28-Nov-2022

Reference	Date	Service Provider	Card Liability	Description
			-32.00	
000246	17/11/2022		-32.00	Bank and other fees
Acting CEO			1,127.63	
000258	31/10/2022	GRAND HOTEL MANAGEMENT	14.35	Parking Expenses
000258	1/11/2022	DMIRS EAST PERTH	819.00	Application, Licence, Registration Fees
000258	10/11/2022	CPP CITIPLACE	5.05	Parking Expenses
000258	10/11/2022	TOWN OF CAMBRIDGE	11.00	Parking Expenses
000258	18/11/2022	WILSON PARKING PER113	20.25	Parking Expenses
000258	28/11/2022	ACT CABS 0261030882	29.19	Travel and Accommodation
000258	28/11/2022	CHONG CO KINGSTON PTY	228.79	Consumables
Acting CFO			2,094.51	
CC78013	22/11/2022	CLASSIC HIRE	2,094.51	Hire of equipment and facilities
Adult Services Coordinator			343.49	
000265	7/11/2022	OFFICEWORKS 0601	21.99	Supplies and Materials purchases
000265	9/11/2022	BUNNINGS 303000	5.98	Supplies and Materials purchases
000265	9/11/2022	WOOLWORTHS 4367	37.96	Consumables
000265	9/11/2022	WOOLWORTHS 4367	6.50	Consumables
000265	16/11/2022	BUNNINGS 303000	110.66	Supplies and Materials purchases
000265	16/11/2022	BUNNINGS 303000	100.00	Supplies and Materials purchases
000265	16/11/2022	WOOLWORTHS 4367	7.50	Consumables
000265	18/11/2022	WOOLWORTHS 4367	11.00	Consumables
000265	23/11/2022	WOOLWORTHS 4367	41.90	Consumables
Art and Culture Coordinator			983.67	
000277	11/11/2022	SQ *MICKTRIC EVENTS	983.67	Hire of equipment and facilities
Branch Manager - Spearwood Library			1,708.61	
CC78164	2/11/2022	INDOOR GARDENS PTY L	198.00	Supplies and Materials purchases
CC77761	10/11/2022	SP ABCORP ONLINE SER	770.00	
CC78192	16/11/2022	NEVERFAIL SPRINGWTR	46.20	Consumables
CC77999	22/11/2022	BIG W 0455	16.80	Supplies and Materials purchases
CC78005	22/11/2022	Priceless Discounts P	6.00	Supplies and Materials purchases
CC77947	23/11/2022	BIG W 0455	21.20	Supplies and Materials purchases
CC77809	28/11/2022	WANEWSDTI	650.41	Advertising
Branch Manager Coolbellup Library			523.58	
CC77693	31/10/2022	Booktopia Pty Ltd	90.99	Supplies and Materials purchases
CC78109	3/11/2022	SP JB HI-FI ONLINE	124.91	
CC78183	16/11/2022	WOOLWORTHS 4703	5.05	Consumables
CC78169	17/11/2022	WOOLWORTHS 4703	26.90	Consumables
CC78171	17/11/2022	Booktopia Pty Ltd	43.79	Supplies and Materials purchases
CC78025	22/11/2022	BUNNINGS 317000	15.05	Supplies and Materials purchases
CC77973	23/11/2022	SPOTLIGHT PTY LTD	60.79	Supplies and Materials purchases
CC77904	24/11/2022	WOOLWORTHS 4703	62.00	Consumables
CC77906	24/11/2022	SP JB HI-FI ONLINE	94.10	
Branch Support Librarian			854.78	
000241	31/10/2022	KMART MELODY BEIER	62.25	Events and Functions
000241	1/11/2022	SP MINUS18 MELODY BEIER	80.00	Events and Functions
000241	3/11/2022	PAYPAL *FONTBUNDLES MELODY BEI	6.52	Events and Functions
000241	4/11/2022	Booktopia Pty Ltd MELODY BEIER	349.77	Supplies and Materials purchases
000241	8/11/2022	YELLOW RAVEN CAFE MELODY BEIER	3.20	Consumables
000241	10/11/2022	COLES 0490 MELODY BEIER	22.00	Events and Functions



City of Cockburn

Credit Card Transactions Report

Transactions Post Date Between 29-Oct-2022 and 28-Nov-2022

Reference	Date	Service Provider	Card Liability	Description
000241	15/11/2022	Booktopia Pty Ltd MELODY BEIER	54.89	Supplies and Materials purchases
000241	15/11/2022	FAIRFAX SUBSCRIPTIONS MELODY BEIER	99.00	Subscriptions and Memberships
000241	15/11/2022	SP COSTUMEBOX AUS MELODY BEIER	56.95	Events and Functions
000241	15/11/2022	THE TEACHING HUB MELODY BEIER	35.00	Events and Functions
000241	21/11/2022	BIG W 0444 MELODY BEIER	16.00	Events and Functions
000241	21/11/2022	KMART 1257 MELODY BEIER	10.00	Events and Functions
000241	21/11/2022	NEWS LIMITED MELODY BEIER	56.00	Subscriptions and Memberships
000241	24/11/2022	YELLOW RAVEN CAFE MELODY BEIER	3.20	Consumables

Chief Executive Officer -32.00

000247	18/11/2022	REFUND OF ANNUAL FEE	-32.00	Bank and other fees
--------	------------	----------------------	--------	---------------------

Chief Financial Officer 3,416.29

CC77680	31/10/2022	APPLE.COM/BILL	1.49	Subscriptions and Memberships
CC78251	1/11/2022	JB HI FI BOORAGOON	1,982.80	Equipment purchases
CC77912	8/11/2022	OFFICEWORKS 0604	33.00	Supplies and Materials purchases
CC78276	14/11/2022	JB HI FI COCKBURN GA	1,399.00	Equipment purchases

Chief of Built and Natural Environment 3,072.63

000099	31/10/2022	CPP CONCERT HALL	4.04	Parking Expenses
000099	31/10/2022	GRAND HOTEL MANAGEMENT	10.25	Parking Expenses
000099	10/11/2022	CPP STATE LIBRARY	4.04	Parking Expenses
000099	18/11/2022	PLANNING INSTITUTE OF	10.00	Conferences and Seminars
000099	21/11/2022	PROPERTY COUNCI	750.00	Conferences and Seminars
000099	23/11/2022	JB HI FI BOORAGOON	2,294.30	Equipment purchases

Child Care and Seniors Manager 279.68

CC78062	21/11/2022	Woolworths Online	279.68	Consumables
---------	------------	-------------------	--------	-------------

Child Care Services Manager 880.00

CC77807	10/11/2022	MYO*Harmony Kids	880.00	Subscriptions and Memberships
---------	------------	------------------	--------	-------------------------------

City Facilities Manager 1,676.68

000268	2/11/2022	ACTIVTEC SOLUTIONS	225.50	Professional Services
000268	3/11/2022	Kogan.com FREDM6Z4	23.74	Supplies and Materials purchases
000268	9/11/2022	SEC*CITY OF COCKBURN	147.00	Hire of equipment and facilities
000268	10/11/2022	SP NANO FLASHLIGHTS	119.99	Supplies and Materials purchases
000268	17/11/2022	PARKER BLACK FORREST	878.80	Supplies and Materials purchases
000268	25/11/2022	SEC*CITY OF COCKBURN	281.65	Hire of equipment and facilities

Civil Infrastructure Manager 1,545.73

000275	24/11/2022	OFFICEWORKS 0620	49.00	Supplies and Materials purchases
000275	24/11/2022	WESTERN POWER	498.91	Supplies and Materials purchases
000275	24/11/2022	WESTERN POWER	498.91	Supplies and Materials purchases
000275	25/11/2022	WESTERN POWER	498.91	Supplies and Materials purchases

Cockburn ARC Manager 2,592.75

000249	31/10/2022	SQ *INCOGNITO CATERIN	268.40	Meeting/Workshop Catering
000249	2/11/2022	Parks and Leisure Aust	2,310.00	Conferences and Seminars
000249	11/11/2022	GRAND HOTEL MANAGEMENT	14.35	Parking Expenses

Collection Development Librarian 634.41

000273	4/11/2022	NEW EDITION BOOKSHOP	256.42	Supplies and Materials purchases
000273	18/11/2022	Booktopia Pty Ltd	139.03	Supplies and Materials purchases
000273	22/11/2022	Booktopia Pty Ltd	133.75	Supplies and Materials purchases
000273	25/11/2022	Booktopia Pty Ltd	105.21	Supplies and Materials purchases

City of Cockburn

Credit Card Transactions Report

Transactions Post Date Between 29-Oct-2022 and 28-Nov-2022

Reference	Date	Service Provider	Card Liability	Description
Communications and Marketing Manager			2,803.48	
CC78230	1/11/2022	ADS*P4X5MHTMT2	1,089.15	Advertising
CC78253	1/11/2022	DROPBOX*XSFHKNR6WRC	18.69	Subscriptions and Memberships
CC78145	3/11/2022	CREATIVE MARKET	41.32	Advertising
CC78154	3/11/2022	INTNL TRANSACTION FEE	1.03	Bank and other fees
CC77971	7/11/2022	FAIRFAX SUBSCRIPTIONS	59.00	Subscriptions and Memberships
CC78269	14/11/2022	LAKESBIKES	50.00	Events and Functions
CC78206	15/11/2022	NEWS LIMITED	40.00	Advertising
CC78213	15/11/2022	ASANA.COM	404.58	Subscriptions and Memberships
CC78244	15/11/2022	FAIRFAX SUBSCRIPTIONS	15.00	Subscriptions and Memberships
CC77949	23/11/2022	WANNEWSDTI	28.00	Advertising
CC77835	25/11/2022	MailChimp	766.80	Subscriptions and Memberships
CC77839	25/11/2022	FAIRFAX SUBSCRIPTIONS	59.00	Subscriptions and Memberships
CC77771	28/11/2022	iStock.com	176.00	Subscriptions and Memberships
CC77781	28/11/2022	LNK.BIO	1.48	Subscriptions and Memberships
CC77785	28/11/2022	BITLY.COM	52.09	Subscriptions and Memberships
CC77803	28/11/2022	INTNL TRANSACTION FEE	0.04	Bank and other fees
CC77805	28/11/2022	INTNL TRANSACTION FEE	1.30	Bank and other fees

Community Development Coordinator			3,398.58	
000243	2/11/2022	SEC*CITY OF COCKBURN	150.00	Hire of equipment and facilities
000243	3/11/2022	SEC*CITY OF COCKBURN	154.00	Hire of equipment and facilities
000243	3/11/2022	SEC*CITY OF COCKBURN	110.00	Hire of equipment and facilities
000243	3/11/2022	SEC*CITY OF COCKBURN	85.50	Hire of equipment and facilities
000243	3/11/2022	SEC*CITY OF COCKBURN	68.50	Hire of equipment and facilities
000243	3/11/2022	SEC*CITY OF COCKBURN	66.00	Hire of equipment and facilities
000243	3/11/2022	SEC*CITY OF COCKBURN	52.25	Hire of equipment and facilities
000243	3/11/2022	SEC*CITY OF COCKBURN	38.00	Hire of equipment and facilities
000243	3/11/2022	SEC*CITY OF COCKBURN	21.00	Hire of equipment and facilities
000243	9/11/2022	CELLARBRATIONS AT YANG	150.00	Meeting/Workshop Catering
000243	9/11/2022	CELLARBRATIONS AT YANG	25.00	Meeting/Workshop Catering
000243	9/11/2022	CUPPASHACK	16.00	Meeting/Workshop Catering
000243	9/11/2022	WOOLWORTHS 4367	172.07	Meeting/Workshop Catering
000243	11/11/2022	CLASSIC HIRE	1,699.50	Hire of equipment and facilities
000243	15/11/2022	SPACETOCO VENUE HIRE	22.00	Hire of equipment and facilities
000243	21/11/2022	EZI*Aha! Consulting	72.86	Training & Professional Development
000243	21/11/2022	SEC*CITY OF COCKBURN	273.00	Hire of equipment and facilities
000243	21/11/2022	SEC*CITY OF COCKBURN	200.00	Hire of equipment and facilities
000243	22/11/2022	ATWELL FRESH IGA	22.90	Meeting/Workshop Catering

Customer Experience and Marketing Lead			1,973.63	
CC77682	31/10/2022	FACEBK PQC3DJTDE2	411.26	Subscriptions and Memberships
CC77694	31/10/2022	BIG W 0444	49.40	Supplies and Materials purchases
CC78209	2/11/2022	BIG W 0455	54.30	Supplies and Materials purchases
CC78210	2/11/2022	KMART 1024	192.20	Supplies and Materials purchases
CC78118	3/11/2022	SP MINUS18	190.00	Subscriptions and Memberships
CC78039	7/11/2022	GOOGLE*YOUTUBEPREMIUM	14.99	Subscriptions and Memberships
CC77878	8/11/2022	RED DOT STORES	32.00	Supplies and Materials purchases
CC77884	8/11/2022	RED DOT STORES	39.47	Supplies and Materials purchases
CC77870	9/11/2022	DREAMSTIME.COM	54.15	Subscriptions and Memberships
CC77749	10/11/2022	RED DOT STORES	149.00	Supplies and Materials purchases
CC78295	11/11/2022	BIG W 0444	301.00	Supplies and Materials purchases
CC78258	14/11/2022	FACEBK RR3RAK7DE2	395.67	Subscriptions and Memberships
CC78274	14/11/2022	CRICUT	13.99	Supplies and Materials purchases
CC78185	16/11/2022	BIG W 0455	76.20	Supplies and Materials purchases



City of Cockburn

Credit Card Transactions Report

Transactions Post Date Between 29-Oct-2022 and 28-Nov-2022

Reference	Date	Service Provider	Card Liability	Description
Customer Experience Coordinator			1,866.42	
CC77894	8/11/2022	Dominos Estore Spearwo	162.17	Consumables
CC78208	15/11/2022	SCORPTEC COMPUTERS	1,381.30	Supplies and Materials purchases
CC78092	21/11/2022	BIGW ONLINE	54.00	Supplies and Materials purchases
CC77791	28/11/2022	OFFICEWORKS	268.95	Supplies and Materials purchases

Customer Experience Coordinator - ARC			1,907.42	
000251	1/11/2022	ADS*VTXBFBHD52	81.15	Advertising
000251	2/11/2022	TONY ALE FRUIT & VEGET	27.00	Meeting/Workshop Catering
000251	7/11/2022	COLES 0490	175.55	Events and Functions
000251	7/11/2022	INTNL TRANSACTION FEE	14.15	Bank and other fees
000251	7/11/2022	INTNL TRANSACTION FEE	4.56	Bank and other fees
000251	7/11/2022	KEEPME PTE LTD	565.84	Subscriptions and Memberships
000251	7/11/2022	KMART 1362	16.75	Events and Functions
000251	7/11/2022	OUTGROW	182.27	Subscriptions and Memberships
000251	10/11/2022	WOOLWORTHS 4394	42.29	Meeting/Workshop Catering
000251	11/11/2022	POS BUSINESS SYSTEMS	99.00	Equipment purchases
000251	11/11/2022	WOOLWORTHS 4394	57.42	Events and Functions
000251	11/11/2022	WOOLWORTHS 4394	49.00	Events and Functions
000251	16/11/2022	ADS*V5XS2L7QQ2	44.00	Advertising
000251	18/11/2022	BUGGYBUDDYS	330.18	Advertising
000251	22/11/2022	FACEBK *GENLVJTPQ2	22.99	Advertising
000251	28/11/2022	INTNL TRANSACTION FEE	4.76	Bank and other fees
000251	28/11/2022	QUICKTAPSURVEY	190.51	Subscriptions and Memberships

Events and Culture Manager			1,294.19	
CC78235	1/11/2022	MEGATIX.COM.AU	63.20	Events and Functions
CC78237	1/11/2022	COTTON ON MEGA	90.00	Supplies and Materials purchases
CC78107	3/11/2022	THE MILKY MONSTER	600.00	Events and Functions
CC78142	3/11/2022	SP JB HI-FI ONLINE	408.99	equipment purchases
CC78160	3/11/2022	KMART 1024	44.00	Supplies and Materials purchases
CC78053	4/11/2022	RED DOT STORES	35.98	Supplies and Materials purchases
CC78084	4/11/2022	RED DOT STORES	33.98	Supplies and Materials purchases
CC78262	14/11/2022	RED DOT STORES	4.00	Supplies and Materials purchases
CC78264	14/11/2022	ALDI STORES - SPEARWOOD	14.04	Consumables

Events Officer			685.00	
CC78011	7/11/2022	134-7281-SpearwoodVet	685.00	Events and Functions

Exec People Experience & Transformation			-32.00	
CC78176	17/11/2022	REFUND OF ANNUAL FEE	-32.00	Bank and other fees

Executive Governance and Strategy			101.50	
CC78242	1/11/2022	SP FLOWER SHOP PTY L	68.00	Consumables
CC78294	11/11/2022	TRYBOOKING* LGIS	33.50	Conferences and Seminars

Executive Officer			2,192.52	
CC78224	1/11/2022	ANNUAL FEE	29.33	Annual Fee
CC78181	2/11/2022	QANTAS	9.08	Travel and Accommodation
CC78182	2/11/2022	QANTAS	5.00	Travel and Accommodation
CC78184	2/11/2022	QANTAS	5.00	Travel and Accommodation
CC78186	2/11/2022	QANTAS	1,979.80	Travel and Accommodation
CC78203	2/11/2022	nib Travel Services	33.00	Travel and Accommodation
CC77789	10/11/2022	Woolworths Online	131.31	Consumables

Family & Community Development Manager			255.25	
000264	31/10/2022	CITY OF FREMANTLE ARTS	30.00	Supplies and Materials purchases
OCOLE01				

City of Cockburn

Credit Card Transactions Report

Transactions Post Date Between 29-Oct-2022 and 28-Nov-2022

Reference	Date	Service Provider	Card Liability	Description
000264	2/11/2022	Pear Tree	23.37	Meeting/Workshop Catering
000264	4/11/2022	GILBERTS FRESH HILTO	46.84	Consumables
000264	4/11/2022	GILBERTS FRESH HILTO	49.99	Supplies and Materials purchases
000264	4/11/2022	GILBERTS FRESH HILTO	46.98	Supplies and Materials purchases
000264	4/11/2022	SQ *WILD BAKERY	68.00	Meeting/Workshop Catering
000264	14/11/2022	SPACETOCO VENUE HIRE	-104.50	Events and Functions
000264	24/11/2022	FARMER JACKS SPEARWO	94.57	Meeting/Workshop Catering

lead of Community Development & Services 18.00

000259	31/10/2022	LIVE LIFE ALARMS	527.00	Supplies and Materials purchases
CC78072	4/11/2022	LIVE LIFE ALARMS	-527.00	Supplies and Materials purchases
000259	14/11/2022	DOME PORT COOGEE	18.00	Consumables

lead of Community Safety & Ranger Svcs 860.52

CC78257	31/10/2022	DEPT OF JUSTICE-CTG PA	166.30	Application, Licence, Registration Fees
CC78195	2/11/2022	COLES 0494	84.75	Consumables
CC78281	11/11/2022	KIMS FISH & CHIPS SPEA	182.00	Consumables
CC78286	11/11/2022	COLES 0494	62.00	Consumables
CC78287	11/11/2022	BUNNINGS 303000	74.99	Supplies and Materials purchases
CC78270	14/11/2022	Starlink Internet	139.00	Subscriptions and Memberships
CC78271	14/11/2022	COLES 0494	71.49	Consumables
CC78252	15/11/2022	THE VALE BAR	16.00	Meeting/Workshop Catering
CC78163	17/11/2022	VISUAL WORK WEAR	34.76	Supplies and Materials purchases
CC78076	21/11/2022	INTNL TRANSACTION FEE	0.71	Bank and other fees
CC78082	21/11/2022	VENNGAGE.COM	28.52	Supplies and Materials purchases

lead of Develop Assessment & Compliance 104.19

CC78247	15/11/2022	SP ASTRA CASES AUSTRAL	94.98	Subscriptions and Memberships
CC77723	28/11/2022	SECURE PARKING - 164-1	9.21	Parking Expenses

lead of Information and Technology 1,102.59

CC78135	3/11/2022	CLOUDFLARE	31.35	Subscriptions and Memberships
CC78156	3/11/2022	INTNL TRANSACTION FEE	0.78	Bank and other fees
CC77933	7/11/2022	CBT NUGGETS LLC	1,044.35	Subscriptions and Memberships
CC77943	7/11/2022	INTNL TRANSACTION FEE	26.11	Bank and other fees

lead of Library and Cultural Services 3,592.24

CC78243	1/11/2022	TRACEY LOUISE WILSON	1,118.15	Supplies and Materials purchases
CC78205	2/11/2022	PERTH AUDIO VISUAL	2,474.09	Supplies and Materials purchases

lead of Planning 578.95

000255	1/11/2022	LGPA	70.00	Conferences and Seminars
000255	1/11/2022	LGPA	70.00	Conferences and Seminars
000255	9/11/2022	OFFICEWORKS	438.95	Equipment purchases

lead of Recreation Infrastructure & Svcs 15.00

000257	11/11/2022	Hyatt Regency Perth OP	15.00	Parking Expenses
--------	------------	------------------------	-------	------------------

lead of Sustainability and Environment 1,885.71

CC77692	31/10/2022	TRYBOOKING* AAEE WA CH	45.60	Subscriptions and Memberships
CC78238	1/11/2022	WA MUSEUM	48.90	Events and Functions
CC78179	2/11/2022	OFFICEWORKS	49.90	Supplies and Materials purchases
CC78003	7/11/2022	IPAA	1,640.00	Subscriptions and Memberships
CC78293	11/11/2022	BOSS INDUSTRIAL	94.00	Equipment purchases
CC78256	14/11/2022	CURTIN PARKING CHARGES	7.31	Parking Expenses

leath Promotion Officer 231.58

OCOLE01



City of Cockburn

Credit Card Transactions Report

Transactions Post Date Between 29-Oct-2022 and 28-Nov-2022

Reference	Date	Service Provider	Card Liability	Description
000260	31/10/2022	COLES EXPRESS 6905	4.50	Supplies and Materials purchases
000260	31/10/2022	THEGOODGROCER L0138	27.08	Supplies and Materials purchases
000260	18/11/2022	WOOLWORTHS 4394	200.00	Supplies and Materials purchases

Infrastructure & Operations Coordinator 913.88

000250	31/10/2022	INTNL TRANSACTION FEE	0.74	Bank and other fees
000250	31/10/2022	ZUBTITLE.COM	29.74	Subscriptions and Memberships
000250	2/11/2022	GECKOBOARD	311.51	Subscriptions and Memberships
000250	2/11/2022	INTNL TRANSACTION FEE	7.79	Bank and other fees
000250	3/11/2022	Canva* 03592-4389825	17.99	Subscriptions and Memberships
000250	7/11/2022	NAAVI PTY LTD	25.00	Subscriptions and Memberships
000250	8/11/2022	MailChimp	302.84	Subscriptions and Memberships
000250	15/11/2022	CHEMISTWAREHOUSE ONLIN	92.46	Equipment purchases
000250	23/11/2022	SPOTLIGHT PTY LTD	83.00	Consumables
000250	24/11/2022	SPOTLIGHT PTY LTD	72.80	Consumables
000250	24/11/2022	SPOTLIGHT PTY LTD	-29.99	Consumables

Library Technician 1,733.33

000272	3/11/2022	CATCH	44.88	Equipment purchases
000272	7/11/2022	AMAZON AU	57.11	Supplies and Materials purchases
000272	7/11/2022	AMAZON AU	20.77	Supplies and Materials purchases
000272	7/11/2022	BIGW ONLINE	76.00	Supplies and Materials purchases
000272	7/11/2022	Booktopia Pty Ltd	79.08	Supplies and Materials purchases
000272	7/11/2022	SP JB HI-FI ONLINE	659.16	Supplies and Materials purchases
000272	14/11/2022	AMAZON MARKETPLACE AU	49.61	Supplies and Materials purchases
000272	21/11/2022	BIGW ONLINE	144.00	Supplies and Materials purchases
000272	21/11/2022	Booktopia Pty Ltd	119.07	Supplies and Materials purchases
000272	21/11/2022	SP JB HI-FI ONLINE	463.65	Supplies and Materials purchases
000272	25/11/2022	SQ *VIVIAN LESLEY DEW	20.00	Supplies and Materials purchases

Library Technology Coordinator 1,929.46

000271	3/11/2022	INTNL TRANSACTION FEE	6.87	Subscriptions and Memberships
000271	3/11/2022	ITHEMES	274.71	Subscriptions and Memberships
000271	7/11/2022	EPSON AUSTRALIA PTY	13.75	Equipment purchases
000271	7/11/2022	MAILCHIMP *MISC	328.60	Subscriptions and Memberships
000271	8/11/2022	Windcave	238.74	Subscriptions and Memberships
000271	15/11/2022	DREAMITHOS* DREAMIT HO	234.70	Subscriptions and Memberships
000271	22/11/2022	DISPLAY-AD* TRIAL OVER	120.09	Subscriptions and Memberships
000271	22/11/2022	INTNL TRANSACTION FEE	3.00	Subscriptions and Memberships
000271	28/11/2022	PAYPAL *ARROW	709.00	Equipment purchases

Manager Advocacy and Engagement 2,792.30

CC78188	2/11/2022	CROWN PERTH PARKING	20.17	Parking Expenses
CC78190	2/11/2022	QANTAS	1,979.80	Travel and Accommodation
CC78088	4/11/2022	SP Kings Square	9.20	Parking Expenses
CC77745	10/11/2022	TOWN OF CAMBRIDGE	8.00	Parking Expenses
CC77888	24/11/2022	MALL MANAGERS WA PTY	20.00	Events and Functions
CC77872	25/11/2022	OFFICEWORKS 0620	28.40	Supplies and Materials purchases
CC77735	28/11/2022	HOTEL REALM PTY LTD	708.00	Travel and Accommodation
CC77747	28/11/2022	AERIAL CG 132227	9.87	Travel and Accommodation
CC77751	28/11/2022	UBER *TRIP	8.86	Travel and Accommodation

Manager Business & Economic Development 542.40

CC78147	3/11/2022	CITY OF FREMANTLE	7.40	Parking Expenses
CC78148	3/11/2022	CITY OF PERTH PARKING-	4.04	Parking Expenses
CC78103	4/11/2022	Hyatt Regency Perth IP	9.50	Parking Expenses
CC78227	15/11/2022	Tickets-State of the B	206.40	Conferences and Seminars

OCOLE01

City of Cockburn

Credit Card Transactions Report

Transactions Post Date Between 29-Oct-2022 and 28-Nov-2022

Reference	Date	Service Provider	Card Liability	Description
CC78229	15/11/2022	EB *Industry Networkin	50.00	Conferences and Seminars
CC78231	15/11/2022	EB *Industry Networkin	50.00	Conferences and Seminars
CC78233	15/11/2022	EB *Henderson Alliance	99.00	Conferences and Seminars
CC77931	24/11/2022	City of Joondalup	2.08	Parking Expenses
CC77797	28/11/2022	LinkedIn 7671424766	113.98	Subscriptions and Memberships

Manager Environment Health 166.30

CC78159	17/11/2022	DEPT OF JUSTICE-CTG PA	166.30	Application, Licence, Registration Fees
---------	------------	------------------------	--------	---

Manager Recreation Services 1,604.19

000248	31/10/2022	BUNNINGS 303000	9.53	Supplies and Materials purchases
000248	31/10/2022	WILSON PARKING AUSTRAL	18.00	Parking Expenses
000248	2/11/2022	Parks and Leisure Aust	1,540.00	Conferences and Seminars
000248	3/11/2022	CITY OF PERTH PARKING-	6.16	Parking Expenses
000248	9/11/2022	CPP TERRACE ROAD	16.15	Parking Expenses
000248	11/11/2022	GRAND HOTEL MANAGEMENT	14.35	Parking Expenses

Marina Manager 36.40

CC78059	4/11/2022	PORT COOGEE NEWSAGEN	7.00	Supplies and Materials purchases
CC77861	25/11/2022	SQ *THE GRIND REAPER	29.40	Meeting/Workshop Catering

Organisational Development Coordinator 2,421.04

CC77689	31/10/2022	TONY AVELING & ASSOCIA	-1,089.00	Training & Professional Development (refund)
CC77690	31/10/2022	SAFETYCULTURE	146.30	Training & Professional Development
CC77691	31/10/2022	TICKETS-ROTTO TECH FES	-366.49	Conferences and Seminars (refund)
CC78202	2/11/2022	ST JOHN AMBULANCE AUST	110.00	Training & Professional Development
CC78140	3/11/2022	ST JOHN AMBULANCE AUST	55.00	Training & Professional Development
CC78078	4/11/2022	ATI MIRAGE TRAINING	387.00	Training & Professional Development
CC78080	4/11/2022	ATI MIRAGE TRAINING	463.50	Training & Professional Development
CC77997	7/11/2022	POLINODE - NETWORKS	34.86	Subscriptions and Memberships
CC78001	7/11/2022	ATI MIRAGE TRAINING	632.50	Training & Professional Development
CC78033	7/11/2022	INTNL TRANSACTION FEE	0.87	Bank and other fees
CC77841	9/11/2022	MENTAL HEALTH FIRST	75.00	Training & Professional Development
CC77727	11/11/2022	ST JOHN AMBULANCE AUST	55.00	Training & Professional Development
CC78292	11/11/2022	PINNACLE HEIGHT SAFETY	905.00	Training & Professional Development
CC78273	14/11/2022	ST JOHN AMBULANCE AUST	55.00	Training & Professional Development
CC78278	14/11/2022	ST JOHN AMBULANCE AUST	55.00	Training & Professional Development
CC78219	15/11/2022	RLSSWA	159.00	Training & Professional Development
CC78136	18/11/2022	ST JOHN AMBULANCE AUST	110.00	Training & Professional Development
CC77793	28/11/2022	ATI MIRAGE TRAINING	632.50	Training & Professional Development

Parenting Service Coordinator 223.83

000262	28/11/2022	BOFFINS BOOKSHOP PTY L	223.83	Supplies and Materials purchases
--------	------------	------------------------	--------	----------------------------------

Parks Operations Coordinator 428.24

CC78149	18/11/2022	eBay O*21-09347-25927	49.95	PPE/Uniform
CC78117	21/11/2022	Bronson Safety Pty Ltd	272.03	Safety glasses
CC78119	21/11/2022	PETFRIENDS	106.26	Litter/waste removal

Waste Management Services Manager 1,708.86

CC77941	23/11/2022	WA BOLTS PTY LTD	277.86	Supplies and Materials purchases
CC77868	25/11/2022	JB HI FI MYAREE HOME	1,431.00	Equipment purchases

Recovery Park Coordinator 150.59

CC77733	11/11/2022	COLES 4838	52.85	Consumables
CC78143	18/11/2022	Blackwoods	97.74	Supplies and Materials purchases



City of Cockburn

Credit Card Transactions Report

Transactions Post Date Between 29-Oct-2022 and 28-Nov-2022

Reference	Date	Service Provider	Card Liability	Description
Recycling Supervisor			675.35	
CC78226	1/11/2022	COASTLINE MOWER WORL	164.80	Supplies and Materials purchases
CC78288	11/11/2022	COLES 0494	230.55	Consumables
CC78289	11/11/2022	MIDDENDORP ELECTRIC	280.00	Supplies and Materials purchases
Senior Centre Coordinator			874.39	
000256	1/11/2022	CITY OF PERTH	17.00	Parking Expenses
000256	1/11/2022	INDEPENDENT LIVING	104.99	Equipment purchases
000256	11/11/2022	Limepay*DiscPartySupp	96.83	Meeting/Workshop Catering
000256	11/11/2022	MAJORS GROUP AUST	124.79	Events and Functions
000256	14/11/2022	PERSONAL BUYING SERV	258.00	Supplies and Materials purchases
000256	15/11/2022	PERTH CAR WASH	218.90	Motor vehicle expenses
000256	28/11/2022	OFFICEWORKS	53.88	Events and Functions
Senior Centre Programs Booking Officer			4,392.73	
000252	31/10/2022	OFFICEWORKS	85.16	Supplies and Materials purchases
000252	3/11/2022	BLACK BREWING CO	525.00	Events and Functions
000252	3/11/2022	GRAVITY DISCOVERY CTR	512.00	Events and Functions
000252	4/11/2022	Hisco Pty Ltd	59.51	Supplies and Materials purchases
000252	4/11/2022	SEC*CITY OF COCKBURN	100.00	Hire of equipment and facilities
000252	4/11/2022	SEC*CITY OF COCKBURN	95.00	Hire of equipment and facilities
000252	4/11/2022	SEC*CITY OF COCKBURN	76.00	Hire of equipment and facilities
000252	7/11/2022	NISBETS AUSTRALIA	450.45	Equipment purchases
000252	14/11/2022	OFFICEWORKS	265.89	Supplies and Materials purchases
000252	16/11/2022	Hisco Pty Ltd	433.58	Supplies and Materials purchases
000252	17/11/2022	OFFICEWORKS	69.00	Events and Functions
000252	18/11/2022	OFFICEWORKS	118.30	Supplies and Materials purchases
000252	21/11/2022	COSTCO WHOLESALE AUSTR	466.84	Supplies and Materials purchases
000252	21/11/2022	GROSVENOR HOTEL	600.00	Events and Functions
000252	22/11/2022	THE PERTH MINT	476.00	Events and Functions
000252	23/11/2022	BIG W 0455	60.00	Events and Functions
Senior Library Manager			1,846.96	
000242	8/11/2022	INDOOR GARDENS PTY L	990.00	Hire of equipment and facilities
000242	9/11/2022	SEC*PUBLIC LIBRARIES W	500.00	Subscriptions and Memberships
000242	18/11/2022	WANEWSDTSTALL	288.00	Supplies and Materials purchases
000242	18/11/2022	YELLOW RAVEN CAFESTALL	3.20	Supplies and Materials purchases
000242	23/11/2022	OFFICEWORKS 0616STALL	45.76	Supplies and Materials purchases
000242	25/11/2022	A JS COSTUME HIRESTALL	20.00	Events and Functions
Senior Youth Justice and Outreach Worker			39.35	
000261	31/10/2022	COLES 0490	25.65	Supplies and Materials purchases
000261	23/11/2022	WOOLWORTHS 4394	13.70	Supplies and Materials purchases
Social Club Coordinator			921.88	
CC77697	31/10/2022	KIMS-FISH-AND-CHIP	57.90	Consumables
CC78263	31/10/2022	Woolworths Online	211.34	Consumables
CC78248	1/11/2022	WANEWSDTI	35.60	Advertising
CC78029	7/11/2022	PERTH PARTY HIRE	162.00	Hire of equipment and facilities
CC77890	8/11/2022	Woolworths Online	233.20	Consumables
CC77801	10/11/2022	Dominos Estore Spearwo	87.94	Consumables
CC78298	11/11/2022	SP CHATSWORTH F	59.95	Consumables
CC78299	11/11/2022	SP CHATSWORTH F	73.95	Consumables
Senior Exec Assistant to Mayor & Councillors			4,207.60	
CC78166	2/11/2022	QANTAS	70.00	Travel and Accommodation
CC78168	2/11/2022	QANTAS	70.00	Travel and Accommodation

CCOLE01

Page 8 of 10

31-Jan-2023

City of Cockburn

Credit Card Transactions Report

Transactions Post Date Between 29-Oct-2022 and 28-Nov-2022

Reference	Date	Service Provider	Card Liability	Description
CC78170	2/11/2022	QANTAS	70.00	Travel and Accommodation
CC78172	2/11/2022	QANTAS	70.00	Travel and Accommodation
CC78174	2/11/2022	QANTAS	1,979.80	Travel and Accommodation
CC78177	2/11/2022	QANTAS	1,979.80	Travel and Accommodation
CC78157	18/11/2022	REFUND OF ANNUAL FEE	-32.00	Bank and other fees

Strategic Procurement Manager 14,442.82

CC77684	31/10/2022	FACEBK *3L2J5J72E2	1,375.00	Subscriptions and Memberships
CC78132	3/11/2022	CLASSIC HIRE	2,992.00	Hire of equipment and facilities
CC77945	7/11/2022	MEGATIX.COM.AU	66.41	Events and Functions
CC77951	7/11/2022	MEGATIX.COM.AU	66.41	Events and Functions
CC77955	7/11/2022	MEGATIX.COM.AU	63.20	Events and Functions
CC77957	7/11/2022	MEGATIX.COM.AU	264.70	Events and Functions
CC77961	7/11/2022	MEGATIX.COM.AU	198.60	Events and Functions
CC77965	7/11/2022	MEGATIX.COM.AU	198.60	Events and Functions
CC77969	7/11/2022	MEGATIX.COM.AU	188.98	Events and Functions
CC78035	7/11/2022	ADS*99G5XH32E2	1,375.00	Advertising
CC77763	10/11/2022	HANCOCK CREATIVE PL	1,925.00	Training & Professional Development
CC77769	10/11/2022	Cafe Royal Chaos	2,428.80	Meeting/Workshop Catering
CC77779	10/11/2022	TENFOLD INVESTMENTS PT	334.10	Events and Functions
CC78282	11/11/2022	ADS*P6UU4JT2E2	1,375.00	Advertising
CC78211	15/11/2022	ADS*R5JK6JK2E2	1,096.02	Advertising
CC78180	16/11/2022	COCKBURN REMOVALS	495.00	Events and Functions

Support Services Lead 724.60

CC78074	4/11/2022	SEC*CITY OF COCKBURN	199.50	Hire of equipment and facilities
CC78178	16/11/2022	ABHIS BREAD	16.00	Consumables
CC78165	17/11/2022	WOOLWORTHS 4703	13.55	Consumables
CC78134	18/11/2022	Prof Psych Services	220.00	Professional Services
CC78015	22/11/2022	MISS MAUD	244.65	Consumables
CC77963	23/11/2022	WOOLWORTHS 4394	2.70	Consumables
CC77825	25/11/2022	LANDGATE	28.20	Application, Licence, Registration Fees

Waste Education Coordinator 1,281.83

CC77696	31/10/2022	SQ *GREEN WORLD REVOL	385.00	Supplies and Materials purchases
CC78212	2/11/2022	THE HUB 6163	34.60	Consumables
CC77799	10/11/2022	ECONOMIC DEVELOPMENT A	30.00	Conferences and Seminars
CC78297	11/11/2022	SKYTEC TECH GATEWAY	36.00	Consumables
CC77985	23/11/2022	SP TERRACYCLE-AU	380.00	Supplies and Materials purchases
CC77989	23/11/2022	SPUD SHED	98.10	Consumables
CC77919	24/11/2022	WOOLWORTHS 4703	24.84	Consumables
CC77923	24/11/2022	YI-SUSHI-BEELIAR.T	61.29	Consumables
CC77849	25/11/2022	SEC*CITY OF COCKBURN	76.00	Hire of equipment and facilities
CC77853	25/11/2022	SEC*CITY OF COCKBURN	68.00	Hire of equipment and facilities
CC77857	25/11/2022	SEC*CITY OF COCKBURN	88.00	Hire of equipment and facilities

Waste Services Manager 953.13

CC78055	4/11/2022	OFFICEWORKS	537.95	Sundry minor expenses
CC78126	18/11/2022	CLEANTEK PTY LTD	415.18	Consumables

Young Peoples Services Coordinator 1,977.13

000244	31/10/2022	CITY OF FREMANTLE	13.00	Parking Expenses
000244	31/10/2022	CITY OF FREMANTLE	13.00	Parking Expenses
000244	4/11/2022	MTA CONFERENCE	124.50	Conferences and Seminars
000244	7/11/2022	BIGW ONLINE	409.00	Supplies and Materials purchases
000244	7/11/2022	SP JB HI-FI ONLINE	329.71	Supplies and Materials purchases
000244	9/11/2022	Booktopia Pty Ltd	145.12	Supplies and Materials purchases

OCOLE01



City of Cockburn

Credit Card Transactions Report

Transactions Post Date Between 29-Oct-2022 and 28-Nov-2022

Reference	Date	Service Provider	Card Liability	Description
000244	9/11/2022	MULTILIT PTY LIMITED	904.00	Supplies and Materials purchases
000244	15/11/2022	Jaycar Jandakot	38.80	Supplies and Materials purchases

Young Peoples Services Librarian**1,063.56**

000263	9/11/2022	THE LIT CENTRE INC	289.80	Supplies and Materials purchases
000263	10/11/2022	DYMOCKS BOORAGOON	103.10	Supplies and Materials purchases
000263	16/11/2022	BIG W 0455	45.00	Supplies and Materials purchases
000263	16/11/2022	BIGW ONLINE	170.00	Supplies and Materials purchases
000263	17/11/2022	Booktopia Pty Ltd	102.21	Supplies and Materials purchases
000263	21/11/2022	BIGW ONLINE	241.00	Supplies and Materials purchases
000263	21/11/2022	BIGW ONLINE	-24.00	Supplies and Materials purchases
000263	22/11/2022	WOOLWORTHS 4318	11.25	Consumables
000263	25/11/2022	TARGET 5076	125.20	Supplies and Materials purchases

Youth Centre Coordinator**1,836.63**

000276	31/10/2022	COLES ONLINE	258.12	Consumables
000276	4/11/2022	SPOTLIGHT COCKBURN	302.21	Supplies and Materials purchases
000276	8/11/2022	COLES 0490	83.17	Consumables
000276	8/11/2022	KMART	267.50	Supplies and Materials purchases
000276	9/11/2022	KMART	-11.25	Supplies and Materials purchases
000276	10/11/2022	COLES ONLINE	506.20	Consumables
000276	11/11/2022	RED DOT STORES	49.98	Consumables
000276	14/11/2022	COLES 0490	93.30	Consumables
000276	14/11/2022	COLES 0490	51.45	Consumables
000276	14/11/2022	COLES 0490	35.00	Consumables
000276	22/11/2022	COLES 0490	116.45	Consumables
000276	24/11/2022	Nintendo CA865047236	56.00	Supplies and Materials purchases
000276	28/11/2022	COLES 0490	28.50	Consumables

Youth Development Officer**1,726.20**

CC78197	2/11/2022	KMART 1362	76.00	Supplies and Materials purchases
CC78200	2/11/2022	Woolworths Online	57.60	Consumables
CC78043	4/11/2022	BOUNCE HOLDINGS AUSTRALIA	390.00	Hire of equipment and facilities
CC78049	4/11/2022	BOUNCE HOLDINGS AUSTRALIA	390.00	Hire of equipment and facilities
CC77831	9/11/2022	Woolworths Online	52.10	Consumables
CC78272	14/11/2022	Surf Life Saving Weste	50.00	Training & Professional Development
CC78199	16/11/2022	COLES 0490	51.00	Consumables
CC78173	17/11/2022	BP EX THOMSNS L 5992	7.32	Consumables
CC77935	23/11/2022	JOEY ICE-CREAM HOLDING	600.00	Hire of equipment and facilities
CC77896	24/11/2022	COLES 0490	32.20	Consumables
CC77864	25/11/2022	COCKBURN SUPER CLINI	19.98	Hire of equipment and facilities

Youth Services Manager**-32.00**

CC78155	18/11/2022	REFUND OF ANNUAL FEE	-32.00	Bank and other fees
---------	------------	----------------------	--------	---------------------

Total Cards - 66	98,088.19
-------------------------	------------------

Report Run On: 31-Jan-2023 08:43:51

14.2.2 (2023/MINUTE NO 0009) Monthly Financial Reports - November and December 2022

Responsible Executive	Acting Chief Financial Officer
Author	Financial Controller
Attachments	1. Monthly Financial Report November 2022  2. Monthly Financial Report December 2022 

Recommendation/Council Decision

MOVED Cr C Reeve-Fowkes SECONDED Cr M Separovich
That Council:

- (1) ADOPTS the Monthly Financial Report containing the Statement of Financial Activity and other financial information for the months of November and December 2022, as attached to the Agenda.

CARRIED 10/0

Background

Local Government (Financial Management) Regulations 1996 prescribe that a Local Government is to prepare each month a Statement of Financial Activity.

Regulation 34(2) requires the Statement of Financial Activity to be accompanied by documents containing:

1. Details of the composition of the closing net current assets (less restricted and committed assets)
2. Explanation for each material variance identified between year to date (YTD) budgets and actuals
3. Any other supporting information considered relevant by the Local Government.

Regulation 34(4)(a) prescribes that the Statement of Financial Activity and accompanying documents be presented to Council within two months after the end of the month to which the statement relates.

The regulations require the information reported in the statement to be shown either by nature or type, statutory program, or business unit.

The City has chosen to report the information according to nature or type and its organisational business structure.

Local Government (Financial Management) Regulations 1996 - Regulation 34 (5) states "Each financial year, a Local Government is to adopt a percentage or value, calculated in accordance with the Australian Accounting Standards, to be used in statements of financial activity for reporting material variances."



This regulation requires Council to annually set a materiality threshold for the purpose of disclosing budget variances within monthly financial reporting.

The materiality threshold has been set by Council at \$300,000 for the 2022-23 financial year (FY23).

Detailed analysis of budget variances is an ongoing exercise, with necessary budget amendments either submitted for Council approval through the Expenditure Review Committee or included in the City's mid-year budget review required by legislation.

Submission

N/A

Report

The attached Monthly Financial Report for December 2022 has been prepared in accordance with the Local Government Act and the associated Financial Management Regulations.

As there was no Council meeting held in January, the November 2022 financial report is also included for adoption.

This was reviewed by management, with the following commentary addressing key financial results and the City's budgetary performance to the end of the month.

Opening Surplus

The amended budget opening surplus is now \$8.06 million and includes the \$5.56 million municipal funding for the City's carry forward projects adopted by Council at its September meeting.

The other \$2.5 million was a conservative estimate of the uncommitted closing surplus from FY22 used in balancing the funding commitment in the FY23 budget.

The unaudited opening surplus amount reported in the December financial report is \$11.93 million, showing an additional \$3.87 million of unallocated surplus. This has been included in the mid-year budget review for determination in accordance with Council's Corporate Strategic Planning and Budget Policy.

Closing Surplus

The City's YTD closing surplus to the end of December was \$93.99 million, versus a YTD budget of \$73.59 million.

This represents a favourable variance of \$20.40 million, inclusive of the additional audited opening surplus and other variances across the FY23 operating and capital budget reported in the sections following.



Operating Revenue

Operating revenue of \$150.29 million was \$1.25 million ahead of YTD budget for December.

The following table summarises the operating revenue budget performance by nature:

Revenue from operating activities	Amended		YTD Actual \$	YTD Variance \$
	Full Year Budget \$	YTD Budget \$		
Rates	118,200,000	117,568,992	117,558,960	(10,032)
Specified Area Rates	624,000	618,000	603,707	(14,293)
Operating Grants, Subsidies, Contributions	14,670,993	6,011,637	5,318,801	(692,836)
Fees and Charges	41,179,923	22,544,094	22,752,482	208,388
Service Charges	500,000	500,000	0	(500,000)
Interest Earnings	2,725,280	1,640,088	3,514,211	1,874,123
Profit/(Loss) Asset Sale	4,202,648	157,769	546,840	389,071
Total	182,102,844	149,040,580	150,295,001	1,254,421

Material variances identified in the City's operating revenue were identified as follows:

- Service Charges (\$0.50 million under YTD budget):
 - Underground power charges have not been levied due to delay in finalising the agreement and commencing construction (will be addressed in the mid-year budget review).
- Interest Earnings (\$1.87 million over YTD budget):
 - Interest on invested funds was \$1.87 million ahead of YTD budget (will significantly outperform the budget and will be addressed in the mid-year budget review).
- Operating Grants, Subsidies, Contributions (\$0.69 million under YTD budget)
 - The overall Financial Assistant Grant the City will be receiving this year is \$0.57 million under the full year budget and will be addressed in the mid-year budget review.



Operating Expenditure

Operating expenditure to the end of December of \$80.30 million was under YTD budget by \$5.01 million.

The following table summarises the operating expenditure budget variance performance by nature:

Expenditure from operating activities	Amended		YTD Actual \$	YTD Variance \$
	Full Year Budget \$	YTD Budget \$		
Employee costs	69,164,482	33,034,942	30,682,048	(2,352,894)
Materials & Contracts	43,954,846	21,164,394	16,856,359	(4,308,035)
Utility charges	6,100,264	3,055,070	3,084,029	28,959
Depreciation/Amortisation	37,563,705	18,004,104	19,799,545	1,795,441
Interest/Finance Costs	500,939	171,072	21,713	(149,359)
Insurance expenses	2,015,300	2,015,300	2,102,898	87,598
Other expenditure	14,200,513	7,864,208	7,749,405	(114,803)
Total	173,500,049	85,309,090	80,295,997	(5,013,093)

Significant variances identified in the City's operating expenditure were identified as follows:

- Employee Costs (\$2.35 million under YTD budget):
 - There are salary budget variances across all business units totalling \$1.31 million, due to the Enterprise Agreement increase factored into the budget not being paid, lower leave entitlement (reduced provisions) and above average staff vacancies due to tight labour market.
- Materials and Contracts (\$4.31 million under YTD budget):
 - Environment, Parks & Streetscapes service unit showing a \$0.61 million underspend against YTD budget mostly due to seasonal factors.
 - Environmental Management, Policy & Planning service unit had a net underspend of \$0.54 million against YTD budget (includes rehabilitating former Roe 8 reserve \$0.24m under).
 - Cockburn ARC was showing an underspend of \$0.32 million in its YTD contract spend.
 - Technology service unit is \$0.54 million overspend against YTD budget mainly due software licence fee \$0.60 million.
- Depreciation/Amortisation (\$1.80 million over YTD budget):
 - Depreciation on roads, footpaths and parks equipment collectively is \$1.77 million over YTD budget mainly due to the revaluation that was performed in June 2022 not factored into the budget. This will be addressed in the mid-year budget review.



Capital Expenditure

Council adopted a capital works program of \$50.9 million in the FY23 annual budget, that is now \$82.71 million with the carry forward projects adopted by Council.

The City spent \$18.37 million on its capital program to the end of December, representing an underspend of \$8.73 million against YTD budget.

Majority of the variances are mainly due to timing issues which will be addressed during mid-year budget review.

The following table shows the budget performance by asset class:

Capital acquisitions	Amended		YTD Actual \$	YTD Actual Variance \$
	Budget \$	YTD Budget \$		
Land	1,680,000	1,680,000	1,680,000	0
Buildings	9,241,386	4,781,791	2,482,051	(2,299,740)
Furniture and equipment	126,000	105,998	9,127	(96,871)
Plant and equipment	10,146,490	1,669,302	1,003,106	(666,196)
Information technology	5,017,605	756,683	209,876	(546,807)
Infrastructure - roads	34,681,234	9,065,815	8,641,987	(423,828)
Infrastructure - drainage	3,210,098	2,017,678	733,698	(1,283,980)
Infrastructure - footpath	2,105,832	864,804	299,049	(565,755)
Infrastructure - parks hard	6,475,499	3,209,433	1,838,251	(1,371,182)
Infrastructure - landscaping	1,840,005	1,000,502	472,791	(527,711)
Infrastructure - landfill site	4,922,172	246,488	166,489	(79,999)
Infrastructure - marina	2,133,098	1,208,023	763,192	(444,831)
Infrastructure - coastal	1,132,552	500,203	72,230	(427,973)
Total	82,711,971	27,106,720	18,371,847	(8,734,873)

Significant variances identified in the City's capital expenditure were identified as follows:

- Roads infrastructure (\$0.42 million under YTD budget):
 - Bethesda car park construction was \$0.81 million over YTD budget (timing issue – full year budget of \$2.33m).
 - Jandakot Road (Berrigan to Solomon) was \$0.42 million over budget due to final costs for the completed project. These are covered by private contributions (to be adjusted in mid-year budget review).
 - Rowley Road & Lyon Road is \$0.80 million under YTD budget (timing issue)
- Parks hard infrastructure (\$1.37 million under YTD budget):
 - Beeliar Reserve irrigation renewal project for \$0.40 million was \$0.30 million under YTD budget (timing issue).



Non-Operating Grants, Subsidies and Contributions

The City's budget for capital grants and contributions is a net \$19.17 million. This includes \$23.07 million in funding to be received, less an outgoing contribution of \$3.90 million to the State Government for underground power in South Lake (project delayed but some payments will be made later this financial year).

Non-operating revenue of \$8.38 million was recognised to the end of December, \$6.38 million over YTD budget (timing issue only).

Financial Reserves

A detailed schedule of the City's financial reserves is included in the financial report, showing a balance of \$181.54 million held at the end of December (\$178.82 million in October).

Council funded reserves made up \$152.45 million of the balance, \$12.09 million for restricted and legislated purposes, and another \$17.00 million for developer contribution plans.

Transfers in and out of financial reserves are made in accordance with budgetary requirements.

Cash and Financial Assets

The City's closing cash and financial assets investment holding at month's end totalled \$256.82 million (down from \$261.68 million in November).

This balance included financial assets (term deposits and investments) of \$243.89 million, and cash and cash equivalent holdings (cash at bank and at call deposits) of \$12.93 million.

\$185.47 million of these funds were internally and externally restricted, representing the City's financial reserves and liability for bonds and deposits held.

The remaining \$71.35 million represented unrestricted municipal funds for the City's operating activities and liabilities.

Investment Performance, Ratings and Maturity

The City's term deposit portfolio running yield has continued increasing to an annualised 2.78 percent as of 31 December (up from 2.65 percent last month and 2.50 percent the month before).

This underperformed the City's KPI target rate of 3.60 percent, comprising RBA cash rate of 3.10 percent (end of December) plus a 0.50 percent performance margin.



The swiftness of back-to-back increases made to the official cash rate by the Reserve Bank of Australia (RBA), means many of the City's existing term deposits are yielding well under the City's current KPI target.

The latest three cash rate increases have been for 0.25 percent (rather than 0.50 percent), indicating the RBA may be nearing the top of this tightening cycle.

Performance against the KPI target continues to improve each month with the City's new deposits being placed at relatively higher rates.

New investments placed during the month were at rates ranging between 4.35 and 4.67 percent over various durations.

Current term deposit investments are fully compliant with Council's Investment Policy requirements, as indicated below:

Investment Policy Compliance		
Legislative Requirements	✓	Fully compliant
Portfolio Credit Rating Limit	✓	Fully compliant
Institutional Exposure Limits	✓	Fully compliant
Term to Maturity Limits	✓	Fully compliant

The portfolio also includes several reverse mortgage securities purchased under previous policy and statutory provisions.

These have a face value of \$2.446 million and market value of \$1.603 million, although the City currently carries them at a book value of \$0.871 million (net of a \$1.575 million impairment provision made several years ago).

The City continues receiving interest and capital payments, with \$0.554 million returned to date of the original \$3.0 million invested.

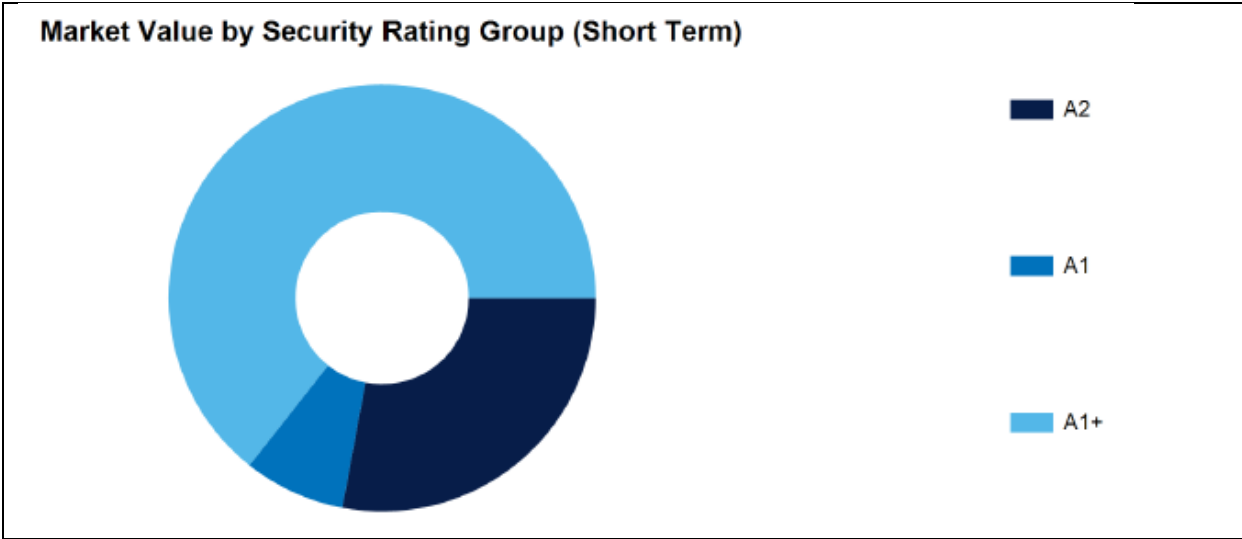


The City’s investments were held with the following financial institutions at 31 December (inclusive of accrued interest):

Issuer	Market Value	% Total Value
AMP Bank Ltd	10,098,446.25	4.09%
Australian Unity Bank	2,038,575.34	0.83%
Bank of Queensland Ltd	19,958,838.47	8.08%
Commonwealth Bank of Australia Ltd	89,344,749.11	36.19%
Defence Bank Ltd	5,023,684.95	2.04%
Emerald Reverse Mortgage Trust	1,603,289.42	0.65%
Macquarie Bank	1,535.77	0.00%
Members Equity Bank Ltd	7,104,219.17	2.88%
MyState Bank Ltd	24,185,172.35	9.80%
National Australia Bank Ltd	25,685,145.21	10.40%
Suncorp-Metway Ltd	21,712,284.66	8.80%
Westpac Banking Corporation Ltd	40,106,784.64	16.25%
Portfolio Total	246,862,725.33	100.00%

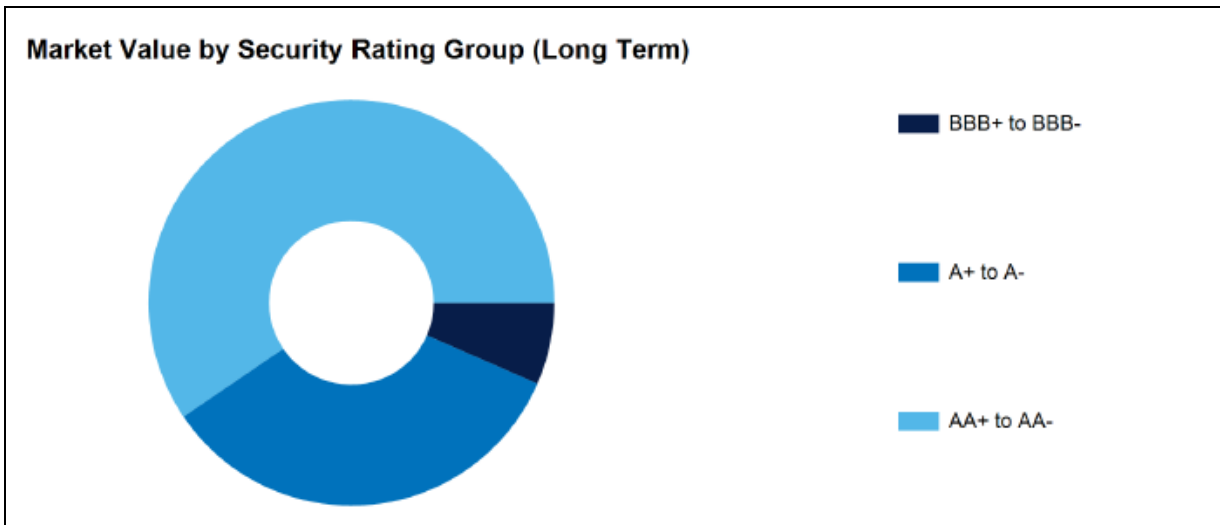
The City’s short-term deposits (less than 12 months) made up 70.0 percent (\$172.00 million) of the City’s portfolio, compared to 61.7 percent (\$152.60 million) previous month.

These were classified under the following credit ratings:



Deposits invested between 1 and 3 years made up 30.0 percent (\$73.45 million) of the City’s portfolio, compared to 38.3 percent (\$96.75 million) last month.

These were classified under following credit ratings:



Investment in Fossil Fuel Free Banks

At month end, the City held \$61.95 million (25.2 percent) of its investment portfolio with banks considered non-funders of fossil fuel related industries (down from \$63.45 million or 25.1 percent last month).

The amount invested with fossil fuel free banks fluctuates depending on the competitiveness of deposit rates being offered and the capacity of fossil fuel free banks to accept funds.

The City will always endeavour to preference a fossil fuel free investment, given a similar deposit rate.

Rates Debt Recovery

The collectible rates and charges for 2022-23 (comprising arrears, annual levies and part year rating) totals \$142.39 million.

To the end of December, the City had collected \$106.02 million (74.46 percent), leaving a balance outstanding of \$36.37 million (25.54 percent) including \$0.98 million deferred pensioner debts.

The City had also received \$0.995 million to the end of December in prepayments for future year’s rates.

In terms of overdue and delinquent rates accounts under formal or legal debt recovery processes, the City had 398 properties owing a total of \$1.46 million in



combined rates and legal fees (down from 508 properties last month owing \$1.88 million).

Given the size of the City's ratepayer base (around 53,000 properties), this reflects the City's effective processes in controlling and managing overdue rates.

Formal debt recovery activities are commenced when ratepayers have overdue rates and have not committed to instalment or other payment arrangements or sought relief under the City's Financial Hardship Policy.

Trade and Sundry Debtors

The City had \$3.07 million in outstanding trade and sundry debtors to the end of December (\$3.02 million in October).

Those debts overdue by more than 90 days made up \$711k or 23.51 percent of total debts outstanding (\$402k or 13.3 percent in October).

The 90-day debtors included debts owing by State Government related entities totalling \$259k (no risk) and lease monies owed by naval base tenants totalling \$55k (on payment plans).

Strategic Plans/Policy Implications

Listening and Leading

A community focused, sustainable, accountable and progressive organisation

- Best practice Governance, partnerships and value for money.

Budget/Financial Implications

Budget amendments are referred to Council's Expenditure Review Committee for recommendation.

Council's adopted budget surplus for FY23 of \$360,899 has since reduced to a surplus of \$1,416 due to various Council decisions.

These budget surplus changes are listed at Note 8 in the financial report.

Legal Implications

N/A

Community Consultation

N/A



Risk Management Implications

It is important that Council reviews the performance of its adopted budget each month for revenue, expenditure, and the closing financial position.

This enables it to be informed on and identify any potential financial risks.

Advice to Proponents/Submitters

N/A

Implications of Section 3.18(3) *Local Government Act 1995*

Nil



CITY OF COCKBURN
MONTHLY FINANCIAL REPORT
(Containing the Statement of Financial Activity)
For the Period Ended 30 November 2022

LOCAL GOVERNMENT ACT 1995
LOCAL GOVERNMENT (FINANCIAL MANAGEMENT) REGULATIONS 1996

TABLE OF CONTENTS

Monthly Summary Information	2
Statement of Financial Activity by Nature or Type	4
Statement of Financial Activity by Business Unit	6
Basis of Preparation	7
Note 1 Statement of Financial Activity Information	8
Note 2 Cash and Financial Assets	9
Note 3 Disposal of Assets	10
Note 4 Capital Acquisitions	11
Note 5 Borrowings	12
Note 6 Cash Reserves	13
Note 7 Other Current Liabilities	15
Note 9 Budget Amendments	16
Note 10 Explanation of Material Variances	17

MONTHLY FINANCIAL REPORT
FOR THE PERIOD ENDED 30 NOVEMBER 2022

SUMMARY INFORMATION

Funding surplus / (deficit) Components				
Funding surplus / (deficit)				
	Amended Budget	YTD Budget (a)	YTD Actual (b)	Var. \$ (b)-(a)
Opening	\$8.06 M	\$8.06 M	\$11.93 M	\$3.86 M
Closing	(\$0.01 M)	\$82.46 M	\$102.69 M	\$20.24 M
Refer to Statement of Financial Activity				
Cash and financial assets				
	\$261.68 M	% of total		
Unrestricted Cash	\$78.63 M	30.0%		
Restricted Cash	\$183.05 M	70.0%		
Refer to Note 2 - Cash and Financial Assets				
Key Operating Activities				
Amount attributable to operating activities				
Amended Budget	YTD Budget (a)	YTD Actual (b)	Var. \$ (b)-(a)	
\$36.65 M	\$89.68 M	\$97.17 M	\$7.50 M	
Refer to Statement of Financial Activity				
				Employee Cost
				YTD Actual (\$25.17 M) % Variance
				YTD Budget (\$27.37 M) (8.1%)
				Refer to Statement of Financial Activity
Rates Revenue		Fees and Charges		Materials & Contracts
YTD Actual	\$118.09 M % Variance	YTD Actual	\$19.51 M % Variance	YTD Actual (\$13.74 M) % Variance
YTD Budget	\$118.07 M 0.0%	YTD Budget	\$16.71 M 16.7%	YTD Budget (\$16.89 M) (18.6%)
Refer to Statement of Financial Activity		Refer to Statement of Financial Activity		Refer to Statement of Financial Activity
Key Investing Activities				
Amount attributable to investing activities				
Amended Budget	YTD Budget (a)	YTD Actual (b)	Var. \$ (b)-(a)	
(\$58.70 M)	(\$20.64 M)	(\$7.96 M)	\$12.68 M	
Refer to Statement of Financial Activity				
Proceeds on sale		Asset Acquisition		Capital Grants
YTD Actual	\$0.44 M %	YTD Actual	\$16.05 M % Spent	YTD Actual (\$7.65 M) % Received
Amended Budget	\$4.94 M 8.9%	Amended Budget	\$82.81 M 19.4%	Amended Budget (\$19.17 M) 39.9%
Refer to Note 3 - Disposal of Assets		Refer to Note 4 - Capital Acquisition		Refer to Note 4 - Capital Acquisition
Key Financing Activities				
Amount attributable to financing activities				
Amended Budget	YTD Budget (a)	YTD Actual (b)	Var. \$ (b)-(a)	
\$13.97 M	\$5.36 M	\$1.56 M	(\$3.80 M)	
Refer to Statement of Financial Activity				
Borrowings		Reserves		
Principal repayments	\$0.40 M	Reserves balance	\$179.11 M	
Interest expense	\$0.01 M	Interest earned	\$0.16 M	
Principal due	\$11.04 M			
Refer to Note 5 - Borrowings		Refer to Note 6 - Cash Reserves		

This information is to be read in conjunction with the accompanying Financial Statements and notes.



MONTHLY FINANCIAL REPORT
FOR THE PERIOD ENDED 30 NOVEMBER 2022

SUMMARY INFORMATION - GRAPHS



This information is to be read in conjunction with the accompanying Financial Statements and Notes.

STATEMENT OF FINANCIAL ACTIVITY
FOR THE PERIOD ENDED 30 NOVEMBER 2022

BY NATURE OR TYPE

	Ref Note	Amended Budget	YTD Budget (a)	YTD Actual (b)	Var. \$ (b)-(a)	Var. % (b)-(a)/(a)	Var.
		\$	\$	\$	\$	%	
Opening funding surplus / (deficit)	1(c)	8,063,428	8,063,428	11,927,765	3,864,337	47.92%	▲
Revenue from operating activities							
Rates		118,200,000	117,450,039	117,491,824	41,785	0.04%	
Specified area rates		624,000	617,000	601,215	(15,785)	(2.56%)	
Operating grants, subsidies and contributions		14,639,274	5,139,789	4,223,917	(915,872)	(17.82%)	▼
Fees and charges		36,770,902	16,713,825	19,508,739	2,794,914	16.72%	▲
Service charges		500,000	500,000	0	(500,000)	(100.00%)	▼
Interest earnings		2,725,280	1,421,815	2,644,243	1,222,428	85.98%	▲
Profit/(loss) on disposal of assets		4,202,648	192,794	437,298	244,504	126.82%	
		177,662,104	142,035,262	144,907,236	2,871,974		
Expenditure from operating activities							
Employee costs		(69,123,007)	(27,371,657)	(25,167,704)	2,203,953	8.05%	▲
Materials and contracts		(44,289,029)	(16,891,012)	(13,742,384)	3,148,628	18.64%	▲
Utility charges		(6,100,264)	(2,525,001)	(2,398,420)	126,581	5.01%	
Depreciation on non-current assets		(37,563,705)	(15,006,938)	(15,025,336)	(18,398)	(0.12%)	
Interest expenses		(500,939)	(12,250)	(12,566)	(316)	(2.58%)	
Insurance expenses		(2,015,300)	(2,015,300)	(2,102,898)	(87,598)	(4.35%)	
Other expenditure		(11,465,513)	(4,538,217)	(6,553,215)	(2,014,998)	(44.40%)	▼
		(171,057,757)	(68,360,375)	(65,002,523)	3,357,852		
Non-cash amounts excluded from operating activities							
	1(a)	30,050,222	16,001,425	17,267,423	1,265,998	7.91%	▲
Amount attributable to operating activities		36,654,569	89,676,312	97,172,136	7,495,824		
Investing activities							
Proceeds from non-operating grants, subsidies and contributions		19,174,362	1,252,891	7,653,728	6,400,837	510.89%	▲
Proceeds from disposal of assets	3	4,938,500	331,000	437,298	106,298	32.11%	
Payments for property, plant and equipment and infrastructure	4	(82,807,971)	(22,221,788)	(16,053,541)	6,168,247	27.76%	▲
Amount attributable to investing activities		(58,695,109)	(20,637,897)	(7,962,515)	12,675,382		
Financing Activities							
Transfer from reserves	6	56,094,693	11,768,441	11,012,605	(755,836)	(6.42%)	▼
Repayment of debentures	5	(3,900,000)	(350,000)	(395,604)	(45,604)	(13.03%)	
Transfer to reserves	6	(38,228,428)	(6,063,428)	(9,060,479)	(2,997,051)	(49.43%)	▼
Amount attributable to financing activities		13,966,265	5,355,013	1,556,522	(3,798,491)		
Closing funding surplus / (deficit)	1(c)	(10,847)	82,456,856	102,693,908	20,237,052		

KEY INFORMATION

▲ ▼ Indicates a variance between Year to Date (YTD) Actual and YTD Actual data as per the adopted materiality threshold.

Refer to Note 9 for an explanation of the reasons for the variance.

This statement is to be read in conjunction with the accompanying Financial Statements and Notes.

**KEY TERMS AND DESCRIPTIONS
FOR THE PERIOD ENDED 30 NOVEMBER 2022**

NATURE OR TYPE DESCRIPTIONS

REVENUE

EXPENSES

RATES

All rates levied under the *Local Government Act 1995*. Includes general, differential, specified area rates, minimum rates, interim rates, back rates, ex-gratia rates, less discounts and concessions offered. Exclude administration fees, interest on instalments, interest on arrears, service charges and sewerage rates.

EMPLOYEE COSTS

All costs associate with the employment of person such as salaries, wages, allowances, benefits such as vehicle and housing, superannuation, employment expenses, removal expenses, relocation expenses, worker's compensation insurance, training costs, conferences, safety expenses, medical examinations, fringe benefit tax, etc.

OPERATING GRANTS, SUBSIDIES AND CONTRIBUTIONS

Refers to all amounts received as grants, subsidies and contributions that are not non-operating grants.

MATERIALS AND CONTRACTS

All expenditures on materials, supplies and contracts not classified under other headings. These include supply of goods and materials, legal expenses, consultancy, maintenance agreements, communication expenses, advertising expenses, membership, periodicals, publications, hire expenses, rental, leases, postage and freight etc. Local governments may wish to disclose more detail such as contract services, consultancy, information technology, rental or lease expenditures.

NON-OPERATING GRANTS, SUBSIDIES AND CONTRIBUTIONS

Amounts received specifically for the acquisition, construction of new or the upgrading of identifiable non financial assets paid to a local government, irrespective of whether these amounts are received as capital grants, subsidies, contributions or donations.

UTILITIES (GAS, ELECTRICITY, WATER, ETC.)

Expenditures made to the respective agencies for the provision of power, gas or water. Exclude expenditures incurred for the reinstatement of roadwork on behalf of these agencies.

REVENUE FROM CONTRACTS WITH CUSTOMERS

Revenue from contracts with customers is recognised when the local government satisfies its performance obligations under the contract.

INSURANCE

All insurance other than worker's compensation and health benefit insurance included as a cost of employment.

FEES AND CHARGES

Revenues (other than service charges) from the use of facilities and charges made for local government services, sewerage rates, rentals, hire charges, fee for service, photocopying charges, licences, sale of goods or information, fines, penalties and administration fees. Local governments may wish to disclose more detail such as rubbish collection fees, rental of property, fines and penalties, other fees and charges.

LOSS ON ASSET DISPOSAL

Shortfall between the value of assets received over the net book value for assets on their disposal.

SERVICE CHARGES

Service charges imposed under *Division 6 of Part 6 of the Local Government Act 1995. Regulation 54 of the Local Government (Financial Management) Regulations 1996* identifies these as television and radio broadcasting, underground electricity and neighbourhood surveillance services. Exclude rubbish removal charges. Interest and other items of a similar nature received from bank and investment accounts, interest on rate instalments, interest on rate arrears and interest on debtors.

DEPRECIATION ON NON-CURRENT ASSETS

Depreciation expense raised on all classes of assets.

INTEREST EXPENSES

Interest and other costs of finance paid, including costs of finance for loan debentures, overdraft accommodation and refinancing expenses.

INTEREST EARNINGS

Interest and other items of a similar nature received from bank and investment accounts, interest on rate instalments, interest on rate arrears and interest on debtors.

OTHER EXPENDITURE

Statutory fees, taxes, allowance for impairment of assets, member's fees or State taxes. Donations and subsidies made to community groups.

OTHER REVENUE / INCOME

Other revenue, which can not be classified under the above headings, includes dividends, discounts, rebates etc.

PROFIT ON ASSET DISPOSAL

Excess of assets received over the net book value for assets on their disposal.

STATEMENT OF FINANCIAL ACTIVITY
FOR THE PERIOD ENDED 30 NOVEMBER 2022

STATUTORY REPORTING BY BUSINESS UNIT

	Ref Note	Amended Budget	YTD Budget (a)	YTD Actual (b)	Var. \$ (b)-(a)	Var. % (b)-(a)/(a)	Var.
		\$	\$	\$	\$	%	
Opening funding surplus / (deficit)	1(c)	8,063,428	8,063,428	11,927,765	3,864,337	47.92%	▲
Revenue from operating activities							
Office of the CEO		0	0	805	805	0.00%	
Corporate Strategy		0	0	2,621	2,621	0.00%	
Governance, Risk & Compliance		1,653	689	564	(125)	(18.14%)	
Finance		127,806,020	121,436,437	121,770,833	334,396	0.28%	▲
Procurement		0	0	1,927	1,927	0.00%	
Library & Cultural Services		127,000	18,880	47,187	28,307	149.93%	
Recreation Infrastructure & Services		13,204,853	5,456,788	6,147,914	691,126	12.67%	▲
Community Development & Services		7,719,815	3,305,142	2,793,182	(511,960)	(15.49%)	▼
Community Safety & Ranger Services		1,261,960	521,650	602,672	81,022	15.53%	
Development Assessment & Compliance		3,577,282	1,821,036	1,671,571	(149,465)	(8.21%)	
Planning		190,702	6,050	9,989	3,939	65.11%	
Sustainability & Environment		825,357	343,897	197,195	(146,702)	(42.66%)	
Operations & Maintenance		15,618,065	7,362,097	10,365,724	3,003,627	40.80%	▲
Projects		0	0	909	909	0.00%	
Property & Assets		7,032,397	1,638,848	1,100,001	(538,847)	(32.88%)	▼
Human Resources		297,000	123,750	194,142	70,392	56.88%	
		177,662,104	142,035,264	144,907,236	2,871,972		
Expenditure from operating activities							
Executive Support		(3,568,979)	(1,443,421)	(1,240,729)	202,692	14.04%	
Civic Services		(1,725,741)	(729,771)	(643,550)	86,221	11.81%	
Corporate Strategy		(329,051)	(99,700)	(90,631)	9,069	9.10%	
Governance, Risk & Compliance		(1,010,050)	(424,866)	(372,216)	52,650	12.39%	
Finance		(6,855,401)	(3,579,252)	(3,804,081)	(224,829)	(6.28%)	
Information & Technology		(8,406,312)	(3,404,393)	(3,456,834)	(52,441)	(1.54%)	
Procurement		(883,208)	(348,063)	(342,662)	5,401	1.55%	
Library & Cultural Services		(6,037,013)	(2,338,181)	(2,310,738)	27,443	1.17%	
Recreation Infrastructure & Services		(15,308,928)	(6,140,271)	(5,806,601)	333,670	5.43%	▲
Community Development & Services		(12,707,183)	(4,749,892)	(4,156,560)	593,332	12.49%	▲
Community Safety & Ranger Services		(6,654,210)	(2,618,357)	(1,986,541)	631,816	24.13%	▲
Development Assessment & Compliance		(6,687,106)	(2,603,009)	(2,030,843)	572,166	21.98%	▲
Planning		(3,031,335)	(984,252)	(924,696)	59,556	6.05%	
Sustainability & Environment		(4,115,170)	(1,862,899)	(1,296,123)	566,776	30.42%	▲
Operations & Maintenance		(73,801,151)	(28,713,482)	(29,929,763)	(1,216,281)	(4.24%)	▼
Projects		(1,093,167)	(1,064,244)	(780,701)	283,543	26.64%	
Property & Assets		(11,288,436)	(4,621,183)	(3,987,597)	633,586	13.71%	▲
Stakeholder Management		(1,052,749)	(441,024)	(516,932)	(75,908)	(17.21%)	
Communications & Marketing		(1,701,312)	(675,008)	(640,662)	34,346	5.09%	
Customer Experience		(1,248,337)	(482,631)	(385,062)	97,569	20.22%	
Business & Economic Development		(492,308)	(228,898)	(212,162)	16,736	7.31%	
Human Resources		(3,376,816)	(1,326,407)	(1,239,010)	87,397	6.59%	
Transformation, Culture & Innovation		(612,800)	(219,701)	(136,099)	83,602	38.05%	
Internal Recharging		929,007	738,529	1,288,270	549,741	(74.44%)	
		(171,057,756)	(68,360,376)	(65,002,523)	3,357,853		
Non-cash amounts excluded from operating activities	1(a)	30,050,222	16,001,425	17,267,423	1,265,998	7.91%	▲
Amount attributable to operating activities		36,654,570	89,676,313	97,172,136	7,495,823		
Investing Activities							
Proceeds from non-operating grants, subsidies and contributions		19,174,362	1,252,891	7,653,728	6,400,837	510.89%	▲
Proceeds from disposal of assets	3	4,938,500	331,000	437,298	106,298	32.11%	
Payments for property, plant and equipment and infrastructure	4	(82,807,971)	(22,221,788)	(16,053,541)	6,168,247	27.76%	▲
Amount attributable to investing activities		(58,695,109)	(20,637,897)	(7,962,515)	12,675,362		
Financing Activities							
Transfer from reserves	6	56,094,693	11,768,441	11,012,605	(755,836)	(6.42%)	▼
Repayment of debentures	5	(3,900,000)	(350,000)	(395,604)	(45,604)	(13.03%)	
Transfer to reserves	6	(38,228,428)	(6,063,428)	(9,060,479)	(2,997,051)	(49.43%)	▼
Amount attributable to financing activities		13,966,265	5,355,013	1,556,522	(3,798,491)		
Closing funding surplus / (deficit)	1(c)	(10,847)	82,456,857	102,693,908			

KEY INFORMATION

▲ ▼ Indicates a variance between Year to Date (YTD) Actual and YTD Actual data as per the adopted materiality threshold. Refer to Note threshold. Refer to Note 9 for an explanation of the reasons for the variance.

The material variance adopted by Council for the 2022-23 year is \$300,000 or 0.00% whichever is the greater.

This statement is to be read in conjunction with the accompanying Financial Statements and notes.



**MONTHLY FINANCIAL REPORT
FOR THE PERIOD ENDED 30 NOVEMBER 2022**

BASIS OF PREPARATION

BASIS OF PREPARATION

REPORT PURPOSE

This report is prepared to meet the requirements of *Local Government (Financial Management) Regulations 1996, Regulation 34*. Note: The statements and accompanying notes are prepared based on all transactions recorded at the time of preparation and may vary due to transactions being processed for the reporting period after the date of preparation.

BASIS OF ACCOUNTING

This statement comprises a special purpose financial report which has been prepared in accordance with Australian Accounting Standards (as they apply to local governments and not-for-profit entities) and Interpretations of the Australian Accounting Standards Board, and the *Local Government Act 1995* and accompanying regulations.

The *Local Government (Financial Management) Regulations 1996* take precedence over Australian Accounting Standards. Regulation 16 prohibits a local government from recognising as assets Crown land that is a public thoroughfare, such as land under roads, and land not owned by but under the control or management of the local government, unless it is a golf course, showground, racecourse or recreational facility of State or regional significance. Consequently, some assets, including land under roads acquired on or after 1 July 2008, have not been recognised in this financial report. This is not in accordance with the requirements of *AASB 1051 Land Under Roads paragraph 15* and *AASB 116 Property, Plant and Equipment paragraph 7*.

Accounting policies which have been adopted in the preparation of this financial report have been consistently applied unless stated otherwise. Except for cash flow and rate setting information, the report has been prepared on the accrual basis and is based on historical costs, modified, where applicable, by the measurement at fair value of selected non-current assets, financial assets and liabilities.

PREPARATION TIMING AND REVIEW

Date prepared: All known transactions up to 30 November 2022

SIGNIFICANT ACCOUNTING POLICES

CRITICAL ACCOUNTING ESTIMATES

The preparation of a financial report in conformity with Australian Accounting Standards requires management to make judgements, estimates and assumptions that effect the application of policies and reported amounts of assets and liabilities, income and expenses. The estimates and associated assumptions are based on historical experience and various other factors that are believed to be reasonable under the circumstances; the results of which form the basis of making the judgements about carrying values of assets and liabilities that are not readily apparent from other sources. Actual results may differ from these estimates.

THE LOCAL GOVERNMENT REPORTING ENTITY

All funds through which the City controls resources to carry on its functions have been included in the financial statements forming part of this financial report.

In the process of reporting on the local government as a single unit, all transactions and balances between those funds (for example, loans and transfers between funds) have been eliminated.

All monies held in the Trust Fund are excluded from the financial statements. A separate statement of those monies

GOODS AND SERVICES TAX

Revenues, expenses and assets are recognised net of the amount of GST, except where the amount of GST incurred is not recoverable from the Australian Taxation Office (ATO). Receivables and payables are stated inclusive of GST receivable or payable. The net amount of GST recoverable from, or payable to, the ATO is included with receivables or payables in the statement of financial position. Cash flows are presented on a gross basis. The GST components of cash flows arising from investing or financing activities which are recoverable from, or payable to, the ATO are presented as operating cash flows.

ROUNDING OFF FIGURES

All figures shown in this statement are rounded to the nearest dollar.

NOTES TO THE STATEMENT OF FINANCIAL ACTIVITY
FOR THE PERIOD ENDED 30 NOVEMBER 2022

NOTE 1
STATEMENT OF FINANCIAL ACTIVITY INFORMATION

(a) Non-cash items excluded from operating activities

The following non-cash revenue and expenditure has been excluded from operating activities within the Statement of Financial Activity in accordance with Financial Management Regulation 32.

	Notes	Amended Budget	YTD Budget (a)	YTD Actual (b)
Non-cash items excluded from operating activities				
		\$	\$	\$
Adjustments to operating activities				
Less: (Profit)/loss on asset disposals	3	(4,202,648)	(192,794)	(437,298)
Less: Movement in liabilities associated with restricted cash		(3,410,835)	1,187,281	2,743,658
Less: Movement in other liabilities		100,000	0	55,952
Movement in employee benefit provisions (non-current)		0	0	(150,778)
Add: Public Open Space payment (non-current)		0	0	30,553
Add: Depreciation on assets		37,563,705	15,006,938	15,025,336
Total non-cash items excluded from operating activities		30,050,222	16,001,425	17,267,423

(b) Adjustments to net current assets in the Statement of Financial Activity

The following current assets and liabilities have been excluded from the net current assets used in the Statement of Financial Activity in accordance with *Financial Management Regulation* 32 to agree to the surplus/(deficit) after imposition of general rates.

		Last Year Closing	This Time Last Year	Year to Date
		30 June 2022	30 November 2021	30 November 2022
Adjustments to net current assets				
Less: Reserves - restricted cash	6	(181,064,488)	(171,101,066)	(179,112,361)
Less: Bonds & deposits		(4,303,373)	(5,289,081)	(3,936,955)
Add: Borrowings	5	3,934,065	3,642,586	3,538,461
Add: Lease liabilities		114,651	218,182	114,651
Add: Financial assets at amortised cost - non-current	2	101,900,141	925,971	95,171,084
Total adjustments to net current assets		(79,419,004)	(171,603,408)	(84,225,120)
Cash and cash equivalents	2	20,777,520	5,240,797	10,284,533
Financial assets at amortised cost	2	92,800,000	242,000,000	156,200,000
Rates receivables		2,204,257	45,526,085	42,896,464
Receivables		5,731,365	6,540,872	6,297,627
Other current assets		4,773,962	2,601,580	4,620,243
Less: Current liabilities				
Payables		(16,710,475)	(18,451,292)	(18,245,574)
Borrowings	5	(3,934,065)	(3,642,586)	(3,538,461)
Contract liabilities	7	(4,994,711)	(7,030,310)	(2,543,312)
Lease liabilities		(114,651)	(218,182)	(114,651)
Provisions	7	(9,186,433)	(9,539,938)	(8,937,837)
Less: Total adjustments to net current assets	1(b)	(79,419,004)	(171,603,408)	(84,225,120)
Closing funding surplus / (deficit)		11,927,765	91,423,613	102,693,908

CURRENT AND NON-CURRENT CLASSIFICATION

In the determination of whether an asset or liability is current or non-current, consideration is given to the time when each asset or liability is expected to be settled. Unless otherwise stated assets or liabilities are classified as current if expected to be settled within the next 12 months, being the Council's operational cycle.

NOTES TO THE STATEMENT OF FINANCIAL ACTIVITY
FOR THE PERIOD ENDED 30 NOVEMBER 2022

OPERATING ACTIVITIES
NOTE 2
CASH AND FINANCIAL ASSETS

Description	Classification	Unrestricted	Restricted	Total Cash	Institution
		\$	\$	\$	
Cash on hand					
Cash at bank	Cash and cash equivalents	1,253,205	0	1,253,205	NATIONAL AUSTRALIA BANK
Cash on hand	Cash and cash equivalents	31,328	0	31,328	
Term deposits - current	Cash and cash equivalents	0	9,000,000	9,000,000	NATIONAL AUSTRALIA BANK
Term deposits - current	Financial assets at amortised cost	0	7,700,000	7,700,000	BANK OF QUEENSLAND
Term deposits - current	Financial assets at amortised cost	0	7,000,000	7,000,000	MEMBERS EQUITY BANK
Term deposits - current	Financial assets at amortised cost	0	10,000,000	10,000,000	NATIONAL AUSTRALIA BANK
Term deposits - current	Financial assets at amortised cost	0	14,000,000	14,000,000	SUNCORP
Term deposits - current	Financial assets at amortised cost	0	15,000,000	15,000,000	WESTPAC
Term deposits - current	Financial assets at amortised cost	0	10,000,000	10,000,000	AMP
Term deposits - current	Financial assets at amortised cost	0	22,500,000	22,500,000	MYSTATE BANK
Term deposits - current	Financial assets at amortised cost	0	63,000,000	63,000,000	COMMONWEALTH BANK
Term deposits - current	Financial assets at amortised cost	0	2,000,000	2,000,000	ASIA UNITED BANK
Term deposits - current	Financial assets at amortised cost	0	5,000,000	5,000,000	DEFENCE BANK
Other investment - non current	Financial assets at amortised cost	0	894,517	894,517	BARCLAYS BANK
Other investment - non current	Financial assets at amortised cost	7,000,000	5,000,000	12,000,000	BANK OF QUEENSLAND
Other investment - non current	Financial assets at amortised cost	17,300,000	2,000,000	19,300,000	COMMONWEALTH BANK
Other investment - non current	Financial assets at amortised cost	24,500,000	500,000	25,000,000	WESTPAC
Other investment - non current	Financial assets at amortised cost	22,300,000	200,000	22,500,000	NATIONAL AUSTRALIA BANK
Other investment - non current	Financial assets at amortised cost	6,245,201	4,254,799	10,500,000	SUNCORP
Other investment - non current	Financial assets at amortised cost	0	5,000,000	5,000,000	AMP
Total		78,629,735	183,049,316	261,679,051	
Comprising					
		Unrestricted	Restricted	Total Cash	
		\$	\$	\$	
Cash and cash equivalents		1,284,533	9,000,000	10,284,534	
Financial assets at amortised cost		68,345,201	183,049,316	251,394,517	
		69,629,734	192,049,316	261,679,051	


KEY INFORMATION

Cash and cash equivalents include cash on hand, cash at bank, deposits available on demand with banks and other short term highly liquid investments highly liquid investments with original maturities of three months or less that are readily convertible to known amounts of cash and which are subject to an insignificant risk of changes in value and bank overdrafts. Bank overdrafts are reported as short term borrowings in current liabilities in the statement of net current assets.

The local government classifies financial assets at amortised cost if both of the following criteria are met:

- the asset is held within a business model whose objective is to collect the contractual cashflows, and
- the contractual terms give rise to cash flows that are solely payments of principal and interest.

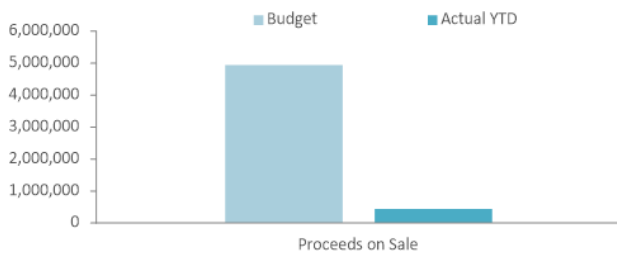
Financial assets at amortised cost held with registered financial institutions are listed in this note other financial assets at amortised cost are provided in Note 4 - Other assets.



NOTES TO THE STATEMENT OF FINANCIAL ACTIVITY
FOR THE PERIOD ENDED 30 NOVEMBER 2022

OPERATING ACTIVITIES
NOTE 3
DISPOSAL OF ASSETS

Asset Ref.	Asset description	Budget				YTD Actual			
		Net Book Value	Proceeds	Profit	(Loss)	Net Book Value	Proceeds	Profit	(Loss)
		\$	\$	\$	\$	\$	\$	\$	\$
	Plant and equipment	735,852	1,838,500	1,102,648	0	0	437,298	437,298	0
	Freehold Land	0	3,100,000	3,100,000	0			0	0
		735,852	4,938,500	4,202,648	0	0	437,298	437,298	0



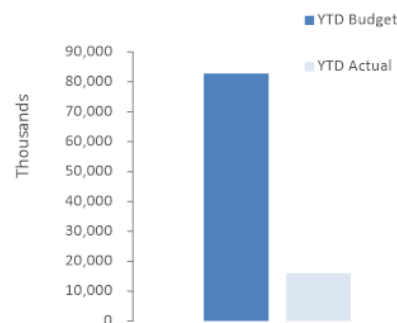
NOTES TO THE STATEMENT OF FINANCIAL ACTIVITY
FOR THE PERIOD ENDED 30 NOVEMBER 2022

INVESTING ACTIVITIES
NOTE 4
CAPITAL ACQUISITIONS

Capital acquisitions	Amended		YTD Actual	YTD Actual Variance
	Budget	YTD Budget		
	\$	\$	\$	\$
Land	1,680,000	1,680,000	1,680,000	0
Buildings	9,161,386	4,018,680	2,184,539	(1,834,141)
Furniture and equipment	126,000	97,665	9,127	(88,538)
Plant and equipment	10,022,490	1,465,635	899,979	(565,656)
Information technology	5,017,605	612,442	208,797	(403,645)
Infrastructure - roads	34,681,234	6,836,530	7,165,775	329,245
Infrastructure - drainage	3,210,098	1,753,065	695,288	(1,057,777)
Infrastructure - footpath	2,105,832	661,530	297,479	(364,051)
Infrastructure - parks hard	6,475,499	2,647,258	1,512,861	(1,134,397)
Infrastructure - parks landscaping	1,940,005	797,085	438,232	(358,853)
Infrastructure - landfill site	4,922,172	211,330	127,972	(83,358)
Infrastructure - marina	2,333,098	952,423	761,262	(191,161)
Infrastructure - coastal	1,132,552	488,145	72,230	(415,915)
Payments for Capital Acquisitions	82,807,971	22,221,788	16,053,541	(6,168,247)
Total Capital Acquisitions	82,807,971	22,221,788	16,053,541	(6,168,247)
Capital Acquisitions Funded By:				
	\$	\$	\$	\$
Capital grants and contributions	(19,174,362)	(1,252,891)	(7,653,728)	(6,400,837)
Other (disposals & C/Fwd)	(4,938,500)	(331,000)	(437,298)	(106,298)
Cash backed reserves				
Information Technology	(26,794)	(11,165)	(26,794)	(15,629)
Major Building Refurbishment	(271,670)	(271,670)	(76,568)	195,102
Waste & Recycling	(5,582,172)	(244,665)	(128,722)	115,943
Land Development and Investment Fund	(11,864,921)	(3,368,609)	(3,089,482)	279,127
Roads & Drainage Infrastructure	(4,803,664)	(718,349)	(150,158)	568,192
Community Infrastructure	(828,691)	(338,215)	45,844	384,059
Port Coogee Special Maintenance - SAR	(393,666)	(66,750)	(60,666)	6,084
Community Surveillance	(155,000)	(64,575)	0	64,575
Restricted Grants & Contributions	(4,554)	(4,554)	(4,555)	(1)
CIHCF Building Maintenance	(423,769)	(353,140)	(119,751)	233,389
Cockburn ARC Building Maintenance	(100,000)	0	0	0
Carry Forward Projects	(10,316,349)	(4,184,756)	(1,839,087)	2,345,669
Port Coogee Marina Assets Replacement	(366,566)	(151,665)	(60,666)	90,999
Port Coogee Waterways - WEMP	(345,000)	(70,000)	0	70,000
Public Open Space - Various	(125,693)	(52,370)	(124,775)	(72,405)
Contribution - operations	(23,086,600)	(10,737,414)	(2,327,137)	8,410,278
Capital funding total	(82,807,971)	(22,221,788)	(16,053,541)	6,168,247

SIGNIFICANT ACCOUNTING POLICIES

All assets are initially recognised at cost. Cost is determined as the fair value of the assets given as consideration plus costs incidental to the acquisition. For assets acquired at no cost or for nominal consideration, cost is determined as fair value at the date of acquisition. The cost of non-current assets constructed by the local government includes the cost of all materials used in the construction, direct labour on the project and an appropriate proportion of variable and fixed overhead. Certain asset classes may be revalued on a regular basis such that the carrying values are not materially different from fair value. Assets carried at fair value are to be revalued with sufficient regularity to ensure the carrying amount does not differ materially from that determined using fair value at reporting date.



NOTES TO THE STATEMENT OF FINANCIAL ACTIVITY
FOR THE PERIOD ENDED 30 NOVEMBER 2022

FINANCING ACTIVITIES
NOTE 5
BORROWINGS

Repayments - borrowings

Information on borrowings Particulars	Loan No.	1 July 2022	New Loans		Principal Repayments		Principal Outstanding		Interest Repayments	
			Actual	Budget	Actual	Budget	Actual	Budget	Actual	Budget
		\$	\$	\$	\$	\$	\$	\$	\$	
Community amenities										
SMRC		1,434,065	0	0	395,604	1,400,000	1,038,461	34,065	12,566	50,020
Recreation and culture										
To assist fund the Cockburn Central West development	8	10,000,000	0	0	0	2,500,000	10,000,000	7,500,000	0	350,000
C/Fwd Balance		11,434,065	0	0	395,604	3,900,000	11,038,461	7,534,065	12,566	400,020
Total		11,434,065	0	0	395,604	3,900,000	11,038,461	7,534,065	12,566	400,020
Current borrowings		3,226,983					3,538,461			
Non-current borrowings		8,207,082					7,500,000			
		11,434,065					11,038,461			

All debenture repayments were financed by general purpose revenue.

KEY INFORMATION

All loans and borrowings are initially recognised at the fair value of the consideration received less directly attributable transaction costs. After initial recognition, interest-bearing loans and borrowings are subsequently measured at amortised cost using the effective interest method. Fees paid on the establishment of loan facilities that are yield related are included as part of the carrying amount of the loans and borrowings.



NOTES TO THE STATEMENT OF FINANCIAL ACTIVITY
FOR THE PERIOD ENDED 30 NOVEMBER 2022

OPERATING ACTIVITIES
NOTE 6
CASH RESERVES

Reserve name	Opening	Budget Interest	Actual Interest	Budget Transfers	Actual Transfers	Budget Transfers	Actual Transfers	Budget Closing	Actual YTD
	Balance	Earned	Earned	In (+)	In (+)	Out (-)	Out (-)	Balance	Closing Balance
	\$	\$	\$	\$	\$	\$	\$	\$	\$
Council Funded									
Staff Payments & Entitlements	762,036	0	0	0	0	0	0	762,036	762,036
Plant & Vehicle Replacement	12,190,360	0	0	1,320,000	0	(7,117,003)	(442,064)	3,025,469	11,748,296
Information Technology	1,674,702	0	0	1,500,000	0	(26,794)	(26,794)	3,205,240	1,647,908
Major Building Refurbishment	18,113,555	0	0	1,000,000	0	(271,670)	(76,568)	19,682,585	18,036,987
Waste & Recycling	16,226,330	0	0	3,000,000	0	(5,662,172)	(171,372)	7,226,361	16,054,958
Land Development and Investment Fund	8,173,172	0	0	3,600,000	0	(15,040,921)	(3,089,482)	1,065,377	5,083,691
Roads & Drainage Infrastructure	11,747,017	0	0	3,000,000	0	(4,898,320)	(150,158)	7,992,256	11,596,859
Naval Base Shacks	1,261,186	0	0	30,000	0	0	0	1,228,213	1,261,186
Community Infrastructure	31,702,223	0	0	7,000,000	0	(1,680,933)	45,844	33,283,486	31,748,067
Insurance	2,391,204	0	0	0	0	0	(21,597)	2,659,263	2,369,607
Greenhouse Action Fund	908,938	0	0	200,000	0	0	0	1,253,734	908,938
HWRP Post Closure Management & Contan	3,385,769	0	0	1,500,000	0	(20,000)	(287)	5,349,276	3,385,482
Municipal Elections	151,420	0	0	150,000	0	0	0	301,420	151,420
Community Surveillance	987,870	0	0	200,000	0	(405,000)	(58,820)	584,480	929,050
Waste Collection	8,312,856	0	0	2,000,000	0	0	0	9,963,528	8,312,856
Environmental Offset	248,759	0	0	0	0	0	0	308,011	248,759
Bibra Lake Management Plan	15,267	0	0	0	0	0	0	161,243	15,267
CIHCF Building Maintenance	11,706,747	0	0	800,000	565,221	(423,769)	(119,751)	11,048,730	12,152,217
Cockburn ARC Building Maintenance	6,675,048	0	0	1,500,000	0	(100,000)	0	7,968,365	6,675,048
Carry Forward Projects	12,322,168	0	0	5,563,428	5,563,428	(11,108,833)	(2,017,644)	408,660	15,867,952
Port Coogee Marina Assets Replacement	2,084,887	0	0	300,000	0	(366,566)	(60,666)	1,544,321	2,024,221
Coogee Beach Foreshore Management	0	0	246	1,000,000	116,165	0	0	1,000,000	116,411
Total Council Funded Reserve	151,041,516	0	246	33,663,428	6,244,814	(47,121,981)	(6,189,359)	120,022,054	151,097,217

NOTES TO THE STATEMENT OF FINANCIAL ACTIVITY
FOR THE PERIOD ENDED 30 NOVEMBER 2022

OPERATING ACTIVITIES
NOTE 6
CASH RESERVES

Reserve name	Opening Balance	Budget Interest Earned	Actual Interest Earned	Budget Transfers In (+)	Actual Transfers In (+)	Budget Transfers Out (-)	Actual Transfers Out (-)	Budget Closing Balance	Actual YTD Closing Balance
	\$	\$	\$	\$	\$	\$	\$	\$	\$
Restricted Funded									
Aged and Disabled Asset Replacement	465,834	0	3,290	0	0	0	0	452,140	469,124
Welfare Projects Employee Entitlements	1,053,457	0	3,529	0	0	0	0	2,279,463	1,056,986
Port Coogee Special Maintenance - SAR	2,040,979	0	13,813	400,000	0	(663,123)	(251,193)	1,402,113	1,803,598
Port Coogee Waterways - SAR	194,765	0	1,729	105,000	0	0	0	257,222	196,493
Family Day Care Accumulation Fund	11,600	0	82	0	0	0	0	11,549	11,682
Naval Base Shack Removal	826,130	0	5,834	35,000	0	0	0	760,695	831,964
Restricted Grants & Contributions	5,388,608	0	0	0	0	(308,782)	(4,430,745)	382,652	957,863
Public Open Space - Various	5,182,134	0	34,952	0	0	(125,693)	(124,775)	4,799,751	5,092,312
Port Coogee Waterways - WEMP	1,075,185	0	7,968	0	0	(482,231)	(5,525)	586,468	1,077,627
Cockburn Coast SAR	85,406	0	565	55,000	0	(12,048)	(11,008)	91,995	74,963
Total Restricted Funded Reserve	16,324,097	0	71,761	595,000	0	(1,591,877)	(4,823,246)	11,024,048	11,572,612
Developer Contribution Plans									
Community Infrastructure (DCA 13)	783,582	0	6,952	3,000,000	1,505,030	(2,979,783)	0	2,095,930	2,295,564
Developer Contribution Plans - Various	12,915,294	0	81,189	970,000	1,150,487	(4,401,052)	0	8,562,189	14,146,970
Total Developer Contribution Reserve	13,698,876	0	88,141	3,970,000	2,655,517	(7,380,835)	0	10,658,119	16,442,534
Total Cash Reserve	181,064,488	0	160,148	38,228,428	8,900,331	(56,094,693)	(11,012,605)	141,704,221	179,112,361



NOTES TO THE STATEMENT OF FINANCIAL ACTIVITY
FOR THE PERIOD ENDED 30 NOVEMBER 2022

OPERATING ACTIVITIES
NOTE 7
OTHER CURRENT LIABILITIES

Other current liabilities	Note	Opening Balance 1 July 2022	Liability Increase	Liability Reduction	Closing Balance 30 November 2022
		\$	\$	\$	\$
Contract liabilities					
Unspent grants, contributions and reimbursements - non-operating		4,994,711	3,972,229	(6,423,628)	2,543,312
Total unspent grants, contributions and reimbursements		4,994,711	3,972,229	(6,423,628)	2,543,312
Provisions					
Annual leave		4,812,649	27,445,891	(27,694,487)	4,564,053
Long service leave		4,373,784	0	0	4,373,784
Total Provisions		9,186,433	27,445,891	(27,694,487)	8,937,837
Total other current assets		14,181,144	31,418,120	(34,118,115)	11,481,149
Amounts shown above include GST (where applicable)					

KEY INFORMATION

Provisions

Provisions are recognised when the City has a present legal or constructive obligation, as a result of past events, for which it is probable that an outflow of economic benefits will result and that outflow can be reliably measured.

Provisions are measured using the best estimate of the amounts required to settle the obligation at the end of the reporting period.

Employee benefits

Short-term employee benefits

Provision is made for the City's obligations for short-term employee benefits. Short-term employee benefits are benefits (other than termination benefits) that are expected to be settled wholly before 12 months after the end of the annual reporting period in which the employees render the related service, including wages, salaries and sick leave. Short-term employee benefits are measured at the (undiscounted) amounts expected to be paid when the obligation is settled.

The City's obligations for short-term employee benefits such as wages, salaries and sick leave are recognised as a part of current trade and other payables in the calculation of net current assets.

Other long-term employee benefits

The City's obligations for employees' annual leave and long service leave entitlements are recognised as provisions in the statement of financial position.

Long-term employee benefits are measured at the present value of the expected future payments to be made to employees. Expected future payments incorporate anticipated future wage and salary levels, durations of service and employee departures and are discounted at rates determined by reference to market yields at the end of the reporting period on government bonds that have maturity dates that approximate the terms of the obligations. Any remeasurements for changes in assumptions of obligations for other long-term employee benefits are recognised in profit or loss in the periods in which the changes occur. The City's obligations for long-term employee benefits are presented as non-current provisions in its statement of financial position, except where the City does not have an unconditional right to defer settlement for at least 12 months after the end of the reporting period, in which case the obligations are presented as current provisions.

Contract liabilities

An entity's obligation to transfer goods or services to a customer for which the entity has received consideration (or the amount is due) from the customer. Grants to acquire or construct recognisable non-financial assets to identified specifications be constructed to be controlled by the City are recognised as a liability until such time as the City satisfies its obligations under the agreement.

**NOTES TO THE STATEMENT OF FINANCIAL ACTIVITY
FOR THE PERIOD ENDED 30 NOVEMBER 2022**

**NOTE 8
BUDGET AMENDMENTS**

Amendments to original budget since budget adoption. Surplus/(Deficit)

Project/ Activity	Description	Council Resolution	Classification	Non Cash Adjustment	Increase in Available Cash	Decrease in Available Cash	Amended Budget Running Balance
				\$	\$	\$	\$
	Budget adoption						360,899
OP4908	Expenditure Review Committee May 2022 - Womens Shed investigation	OCM 09/06/22 #18.1	Operating Expenses			(20,000)	340,899
OP7965	Recruitment expenses. Confidential item.	OCM 14/07/22 #0142-0152	Operating Expenses			(100,000)	240,899
CW6268	Marina boardwalk refurbishment funded from Reserves and budget surplus	OCM 11/08/22 #18.1	Capital Expenses			(98,000)	142,899
CW6268	Transfer from Marina Reserves to fund marina boardwalk refurbishment	OCM 11/08/22 #18.1	Transfer from Reserve		65,332		208,231
Various	Amendments as per 8 Sept 22 OCM	OCM 08/09/22				(120,000)	88,231
Various	Amendments as per 9 June 22 OCM to the Events Calendar	OCM 09/06/22 #18.1	Operating Expenses			(19,000)	69,231
GL 531	External grant from Department of Communities	OCM 13/10/22 #18.1	Operating Revenue		39,922		109,153
CW7577	Expenditure reduction - budget unspent	OCM 13/10/22 #18.1	Capital Expenses		10,000		119,153
CW7664	Missed from carry forward - increased in expenditure	OCM 13/10/22 #18.1	Capital Expenses			(26,000)	93,153
CW7664	Reserve funding for purchasing animal capsule	OCM 13/10/22 #18.1	Transfer from Reserve		26,000		119,153
OP9881	Increased muni funding required to fund traffic officer on casual contract	OCM 13/10/22 #18.1	Operating Expenses			(50,000)	69,153
OP9851	Cost of demolishing at Lot 147 Mopsa Way, Coolbellup	OCM 13/10/22 #18.1	Operating Expenses			(80,000)	(10,847)
OP9851	Waste Reserve to fund cost of demolition	OCM 13/10/22 #18.1	Transfer from Reserve		80,000		69,153
OP4905	Muni fund required for traffic study in Banjup	OCM 13/10/22 #18.1	Operating Expenses			(80,000)	(10,847)
				0	221,254	(593,000)	



**NOTES TO THE STATEMENT OF FINANCIAL ACTIVITY
FOR THE PERIOD ENDED 30 NOVEMBER 2022**

**NOTE 9
EXPLANATION OF MATERIAL VARIANCES**

The material variance thresholds are adopted annually by Council as an indicator of whether the actual expenditure or revenue varies from the year to date Actual materially.

The material variance adopted by Council for the 2022-23 year is \$300,000 or 0.00% whichever is the greater.

Reporting Program	Var. \$	Var. %	Timing/ Permanent	Explanation of Variance
Revenue from operating activities				
Finance	334,396	0.28%	▲ Timing	Revenue delayed
Recreation Infrastructure & Services	691,126	12.67%	▲ Timing	Revenue brought forward
Community Development & Services	(511,960)	(15.49%)	▼ Timing	Revenue delayed
Operations & Maintenance	3,003,627	40.80%	▲ Timing	Revenue brought forward
Expenditure from operating activities				
Recreation Infrastructure & Services	333,670	5.43%	▲ Timing	Expenditure delayed
Community Development & Services	593,332	12.49%	▲ Timing	Expenditure delayed
Community Safety & Ranger Services	631,816	24.13%	▲ Timing	Expenditure delayed
Sustainability & Environment	566,776	30.42%	▲ Timing	Expenditure delayed
Operations & Maintenance	(1,216,281)	(4.24%)	▼ Timing	Expenditure brought forward
Development Assessment & Compliance	572,166	21.98%	▲	
Property & Assets	633,586	13.71%	▲ Timing	Expenditure delayed
Payments for property, plant and equipment and infrastructure	6,168,247	27.76%	▲ Timing	Expenditure delayed
Proceeds from non-operating grants, subsidies and contributions	6,400,837	510.89%	▲ Timing	Revenue brought forward
Property & Assets	(538,847)	(32.88%)	▼ Timing	Revenue delayed
Transfer to reserves	(2,997,051)	(49.43%)	▼ Timing	Revenue brought forward (DCP13)

CITY OF COCKBURN
MONTHLY FINANCIAL REPORT
(Containing the Statement of Financial Activity)
For the Period Ended 31 December 2022

LOCAL GOVERNMENT ACT 1995
LOCAL GOVERNMENT (FINANCIAL MANAGEMENT) REGULATIONS 1996

TABLE OF CONTENTS

Monthly Summary Information	2
Statement of Financial Activity by Nature or Type	4
Statement of Financial Activity by Business Unit	6
Basis of Preparation	7
Note 1 Statement of Financial Activity Information	8
Note 2 Cash and Financial Assets	9
Note 3 Disposal of Assets	10
Note 4 Capital Acquisitions	11
Note 5 Borrowings	12
Note 6 Cash Reserves	13
Note 7 Other Current Liabilities	15
Note 9 Budget Amendments	16
Note 10 Explanation of Material Variances	17



MONTHLY FINANCIAL REPORT
FOR THE PERIOD ENDED 31 DECEMBER 2022

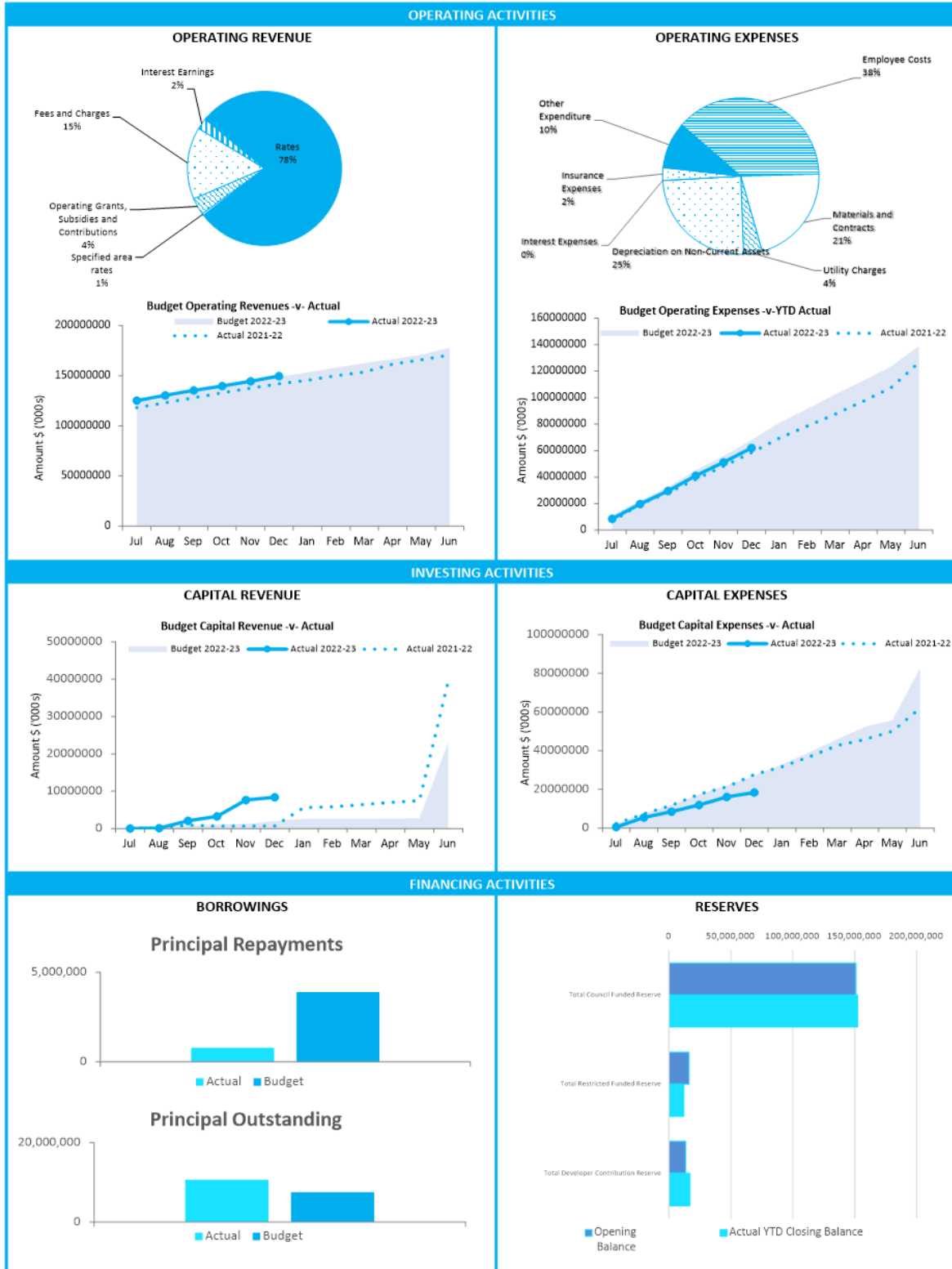
SUMMARY INFORMATION

Funding surplus / (deficit) Components				
Funding surplus / (deficit)				
	Amended Budget	YTD Budget (a)	YTD Actual (b)	Var. \$ (b)-(a)
Opening	\$8.06 M	\$8.06 M	\$11.93 M	\$3.86 M
Closing	\$0.00 M	\$73.59 M	\$93.99 M	\$20.40 M
Refer to Statement of Financial Activity				
Cash and financial assets				
	\$256.82 M	% of total		
Unrestricted Cash	\$71.35 M	27.8%		
Restricted Cash	\$185.47 M	72.2%		
Refer to Note 2 - Cash and Financial Assets				
Key Operating Activities				
Amount attributable to operating activities				
Amended Budget	YTD Budget (a)	YTD Actual (b)	Var. \$ (b)-(a)	
\$38.65 M	\$83.36 M	\$92.65 M	\$9.29 M	
Refer to Statement of Financial Activity				
				Employee Cost
				YTD Actual (\$30.68 M) % Variance
				YTD Budget (\$33.03 M) (7.1%)
				Refer to Statement of Financial Activity
Rates Revenue		Fees and Charges		Materials & Contracts
YTD Actual	\$118.16 M % Variance	YTD Actual	\$22.75 M % Variance	YTD Actual (\$16.86 M) % Variance
YTD Budget	\$118.19 M 0.0%	YTD Budget	\$22.54 M 0.9%	YTD Budget (\$21.16 M) (20.4%)
Refer to Statement of Financial Activity		Refer to Statement of Financial Activity		Refer to Statement of Financial Activity
Key Investing Activities				
Amount attributable to investing activities				
Amended Budget	YTD Budget (a)	YTD Actual (b)	Var. \$ (b)-(a)	
(\$58.60 M)	(\$24.74 M)	(\$9.32 M)	\$15.42 M	
Refer to Statement of Financial Activity				
Proceeds on sale		Asset Acquisition		Capital Grants
YTD Actual	\$0.67 M %	YTD Actual	\$18.37 M % Spent	YTD Actual (\$8.38 M) % Received
Amended Budget	\$4.94 M 13.6%	Amended Budget	\$82.71 M 22.2%	Amended Budget (\$19.17 M) 43.7%
Refer to Note 3 - Disposal of Assets		Refer to Note 4 - Capital Acquisition		Refer to Note 4 - Capital Acquisition
Key Financing Activities				
Amount attributable to financing activities				
Amended Budget	YTD Budget (a)	YTD Actual (b)	Var. \$ (b)-(a)	
\$11.88 M	\$6.91 M	(\$1.27 M)	(\$8.18 M)	
Refer to Statement of Financial Activity				
Borrowings		Reserves		
Principal repayments	\$0.79 M	Reserves balance	\$181.54 M	
Interest expense	\$0.02 M	Interest earned	\$0.21 M	
Principal due	\$10.64 M			
Refer to Note 5 - Borrowings		Refer to Note 6 - Cash Reserves		

This information is to be read in conjunction with the accompanying Financial Statements and notes.

**MONTHLY FINANCIAL REPORT
FOR THE PERIOD ENDED 31 DECEMBER 2022**

SUMMARY INFORMATION - GRAPHS



This information is to be read in conjunction with the accompanying Financial Statements and Notes.



STATEMENT OF FINANCIAL ACTIVITY
FOR THE PERIOD ENDED 31 DECEMBER 2022

BY NATURE OR TYPE

	Ref Note	Amended Budget	YTD Budget (a)	YTD Actual (b)	Var. \$ (b)-(a)	Var. % (b)-(a)/(a)	Var.
		\$	\$	\$	\$	%	
Opening funding surplus / (deficit)	1(c)	8,063,428	8,063,428	11,927,765	3,864,337	47.92%	▲
Revenue from operating activities							
Rates		118,200,000	117,568,992	117,558,960	(10,032)	(0.01%)	
Specified area rates		624,000	618,000	603,707	(14,293)	(2.31%)	
Operating grants, subsidies and contributions		14,670,993	6,011,637	5,318,801	(692,836)	(11.52%)	▼
Fees and charges		41,179,923	22,544,094	22,752,482	208,388	0.92%	
Service charges		500,000	500,000	0	(500,000)	(100.00%)	▼
Interest earnings		2,725,280	1,640,088	3,514,211	1,874,123	114.27%	▲
Profit/(loss) on disposal of assets		4,202,648	157,769	546,840	389,071	246.61%	▲
		182,102,844	149,040,580	150,295,001	1,254,421		
Expenditure from operating activities							
Employee costs		(69,164,482)	(33,034,942)	(30,682,048)	2,352,894	7.12%	▲
Materials and contracts		(43,954,846)	(21,164,394)	(16,856,359)	4,308,035	20.36%	▲
Utility charges		(6,100,264)	(3,055,070)	(3,084,029)	(28,959)	(0.95%)	
Depreciation on non-current assets		(37,563,705)	(18,004,104)	(19,799,545)	(1,795,441)	(9.97%)	▼
Interest expenses		(500,939)	(171,072)	(21,713)	149,359	87.31%	
Insurance expenses		(2,015,300)	(2,015,300)	(2,102,898)	(87,598)	(4.35%)	
Other expenditure		(14,200,513)	(7,864,208)	(7,749,405)	114,803	1.46%	
		(173,500,049)	(85,309,090)	(80,295,997)	5,013,093		
Non-cash amounts excluded from operating activities	1(a)	30,050,222	19,627,256	22,649,648	3,022,392	15.40%	▲
Amount attributable to operating activities		38,653,017	83,358,746	92,648,652	9,289,906		
Investing activities							
Proceeds from non-operating grants, subsidies and contributions		19,174,362	2,001,568	8,381,736	6,380,168	318.76%	▲
Proceeds from disposal of assets	3	4,938,500	365,500	673,339	307,839	84.22%	▲
Payments for property, plant and equipment and infrastructure	4	(82,711,971)	(27,106,720)	(18,371,847)	8,734,873	32.22%	▲
Amount attributable to investing activities		(58,599,109)	(24,739,652)	(9,316,772)	15,422,880		
Financing Activities							
Transfer from reserves	6	57,287,508	13,670,707	12,070,884	(1,599,823)	(11.70%)	▼
Repayment of debentures	5	(3,900,000)	(700,000)	(794,629)	(94,629)	(13.52%)	
Transfer to reserves	6	(41,503,428)	(6,063,428)	(12,544,001)	(6,480,573)	(106.88%)	▼
Amount attributable to financing activities		11,884,080	6,907,279	(1,267,746)	(8,175,025)		
Closing funding surplus / (deficit)	1(c)	1,416	73,589,801	93,991,898	20,402,098		

KEY INFORMATION

▲ ▼ Indicates a variance between Year to Date (YTD) Actual and YTD Actual data as per the adopted materiality threshold.

Refer to Note 9 for an explanation of the reasons for the variance.

This statement is to be read in conjunction with the accompanying Financial Statements and Notes.

KEY TERMS AND DESCRIPTIONS

FOR THE PERIOD ENDED 31 DECEMBER 2022

NATURE OR TYPE DESCRIPTIONS

REVENUE

RATES

All rates levied under the *Local Government Act 1995*. Includes general, differential, specified area rates, minimum rates, interim rates, back rates, ex-gratia rates, less discounts and concessions offered. Exclude administration fees, interest on instalments, interest on arrears, service charges and sewerage rates.

OPERATING GRANTS, SUBSIDIES AND CONTRIBUTIONS

Refers to all amounts received as grants, subsidies and contributions that are not non-operating grants.

NON-OPERATING GRANTS, SUBSIDIES AND CONTRIBUTIONS

Amounts received specifically for the acquisition, construction of new or the upgrading of identifiable non financial assets paid to a local government, irrespective of whether these amounts are received as capital grants, subsidies, contributions or donations.

REVENUE FROM CONTRACTS WITH CUSTOMERS

Revenue from contracts with customers is recognised when the local government satisfies its performance obligations under the contract.

FEES AND CHARGES

Revenues (other than service charges) from the use of facilities and charges made for local government services, sewerage rates, rentals, hire charges, fee for service, photocopying charges, licences, sale of goods or information, fines, penalties and administration fees. Local governments may wish to disclose more detail such as rubbish collection fees, rental of property, fines and penalties, other fees and charges.

SERVICE CHARGES

Service charges imposed under *Division 6 of Part 6 of the Local Government Act 1995. Regulation 54 of the Local Government (Financial Management) Regulations 1996* identifies these as television and radio broadcasting, underground electricity and neighbourhood surveillance services. Exclude rubbish removal charges. Interest and other items of a similar nature received from bank and investment accounts, interest on rate instalments, interest on rate arrears and interest on debtors.

INTEREST EARNINGS

Interest and other items of a similar nature received from bank and investment accounts, interest on rate instalments, interest on rate arrears and interest on debtors.

OTHER REVENUE / INCOME

Other revenue, which can not be classified under the above headings, includes dividends, discounts, rebates etc.

PROFIT ON ASSET DISPOSAL

Excess of assets received over the net book value for assets on their disposal.

EXPENSES

EMPLOYEE COSTS

All costs associate with the employment of person such as salaries, wages, allowances, benefits such as vehicle and housing, superannuation, employment expenses, removal expenses, relocation expenses, worker's compensation insurance, training costs, conferences, safety expenses, medical examinations, fringe benefit tax, etc.

MATERIALS AND CONTRACTS

All expenditures on materials, supplies and contracts not classified under other headings. These include supply of goods and materials, legal expenses, consultancy, maintenance agreements, communication expenses, advertising expenses, membership, periodicals, publications, hire expenses, rental, leases, postage and freight etc. Local governments may wish to disclose more detail such as contract services, consultancy, information technology, rental or lease expenditures.

UTILITIES (GAS, ELECTRICITY, WATER, ETC.)

Expenditures made to the respective agencies for the provision of power, gas or water. Exclude expenditures incurred for the reinstatement of roadwork on behalf of these agencies.

INSURANCE

All insurance other than worker's compensation and health benefit insurance included as a cost of employment.

LOSS ON ASSET DISPOSAL

Shortfall between the value of assets received over the net book value for assets on their disposal.

DEPRECIATION ON NON-CURRENT ASSETS

Depreciation expense raised on all classes of assets.

INTEREST EXPENSES

Interest and other costs of finance paid, including costs of finance for loan debentures, overdraft accommodation and refinancing expenses.

OTHER EXPENDITURE

Statutory fees, taxes, allowance for impairment of assets, member's fees or State taxes. Donations and subsidies made to community groups.



STATEMENT OF FINANCIAL ACTIVITY
FOR THE PERIOD ENDED 31 DECEMBER 2022

STATUTORY REPORTING BY BUSINESS UNIT

	Ref Note	Amended Budget	YTD Budget (a)	YTD Actual (b)	Var. \$ (b)-(a)	Var. % (b)-(a)/(a)	Var.
		\$	\$	\$	\$	%	
Opening funding surplus / (deficit)	1(c)	8,063,428	8,063,428	11,927,765	3,864,337	47.92%	▲
Revenue from operating activities							
Office of the CEO		0	0	759	759	0.00%	
Corporate Strategy		0	0	2,621	2,621	0.00%	
Governance, Risk & Compliance		1,653	827	714	(113)	(13.66%)	
Finance		127,806,020	121,943,085	122,723,267	780,182	0.64%	▲
Procurement		0	0	1,927	1,927	0.00%	
Library & Cultural Services		289,460	184,305	77,137	(107,168)	(58.15%)	
Recreation Infrastructure & Services		13,204,853	6,550,476	7,179,847	629,371	9.61%	▲
Community Development & Services		7,719,815	3,880,128	3,744,329	(135,799)	(3.50%)	
Community Safety & Ranger Services		1,261,960	634,551	689,532	54,981	8.66%	
Development Assessment & Compliance		3,577,282	2,074,005	1,884,648	(189,357)	(9.13%)	
Planning		190,702	11,560	19,748	8,188	70.83%	
Sustainability & Environment		847,076	412,676	229,493	(183,183)	(44.39%)	
Operations & Maintenance		19,828,065	11,161,473	11,781,003	619,530	5.55%	▲
Projects		0	0	1,273	1,273	0.00%	
Property & Assets		7,078,958	2,038,993	1,717,352	(321,641)	(15.77%)	▼
Human Resources		297,000	148,500	240,168	91,668	61.73%	
		182,102,844	149,040,579	150,295,000	1,254,421		
Expenditure from operating activities							
Executive Support		(3,568,979)	(1,707,906)	(1,397,254)	310,652	18.19%	▲
Civic Services		(1,725,741)	(865,066)	(756,856)	108,210	12.51%	
Corporate Strategy		(329,051)	(137,573)	(105,852)	31,721	23.06%	
Governance, Risk & Compliance		(1,010,050)	(502,012)	(431,844)	70,168	13.98%	
Finance		(7,154,241)	(4,341,604)	(4,071,293)	270,311	6.23%	
Information & Technology		(8,406,312)	(4,121,376)	(4,370,855)	(249,479)	(6.05%)	
Procurement		(883,208)	(415,853)	(409,223)	6,630	1.59%	
Library & Cultural Services		(6,209,473)	(3,026,478)	(2,839,157)	187,321	6.19%	
Recreation Infrastructure & Services		(15,308,928)	(7,491,220)	(6,914,621)	576,599	7.70%	▲
Community Development & Services		(12,748,658)	(6,715,342)	(5,167,069)	1,548,273	23.06%	▲
Community Safety & Ranger Services		(6,654,210)	(3,133,262)	(2,511,709)	621,553	19.84%	▲
Development Assessment & Compliance		(6,687,106)	(3,138,037)	(2,474,900)	663,137	21.13%	
Planning		(3,031,335)	(1,154,413)	(1,079,769)	74,644	6.47%	
Sustainability & Environment		(4,136,889)	(2,205,600)	(1,518,749)	686,851	31.14%	▲
Operations & Maintenance		(75,688,651)	(36,208,714)	(37,679,060)	(1,470,346)	(4.06%)	▼
Projects		(1,093,167)	(1,284,683)	(1,103,531)	181,152	14.10%	
Property & Assets		(11,288,436)	(5,622,227)	(5,049,434)	572,793	10.19%	▲
Stakeholder Management		(1,052,749)	(508,763)	(610,639)	(101,876)	(20.02%)	
Communications & Marketing		(1,701,312)	(809,923)	(766,826)	43,097	5.32%	
Customer Experience		(1,248,337)	(577,267)	(461,326)	115,941	20.08%	
Business & Economic Development		(512,606)	(267,128)	(259,882)	7,246	2.71%	
Human Resources		(3,376,816)	(1,583,983)	(1,656,025)	(72,042)	(4.55%)	
Transformation, Culture & Innovation		(612,800)	(296,515)	(161,049)	135,466	45.69%	
Internal Recharging		929,007	805,856	1,500,927	695,071	(86.25%)	
		(173,500,048)	(85,309,089)	(80,295,996)	5,013,093		
Non-cash amounts excluded from operating activities	1(a)	30,050,222	19,627,256	22,649,648	3,022,392	15.40%	▲
Amount attributable to operating activities		38,653,018	83,358,746	92,648,652	9,289,906		
Investing Activities							
Proceeds from non-operating grants, subsidies and contributions		19,174,362	2,001,568	8,381,736	6,380,168	318.76%	▲
Proceeds from disposal of assets	3	4,938,500	365,500	673,339	307,839	84.22%	▲
Payments for property, plant and equipment and infrastructure	4	(82,711,971)	(27,106,720)	(18,371,847)	6,734,873	32.22%	▲
Amount attributable to investing activities		(58,599,109)	(24,739,652)	(9,316,772)	15,422,880		
Financing Activities							
Transfer from reserves	6	57,287,508	13,670,707	12,070,884	(1,599,823)	(11.70%)	▼
Repayment of debentures	5	(3,900,000)	(700,000)	(794,629)	(94,629)	(13.52%)	
Transfer to reserves	6	(41,503,428)	(6,063,428)	(12,544,001)	(6,480,573)	(106.88%)	▼
Amount attributable to financing activities		11,884,080	6,907,279	(1,267,746)	(8,175,025)		
Closing funding surplus / (deficit)	1(c)	1,416	73,589,801	93,991,898			

KEY INFORMATION

▲ ▼ Indicates a variance between Year to Date (YTD) Actual and YTD Actual data as per the adopted materiality threshold. Refer to Note threshold. Refer to Note 9 for an explanation of the reasons for the variance.

The material variance adopted by Council for the 2022-23 year is \$300,000 or 0.00% whichever is the greater.

This statement is to be read in conjunction with the accompanying Financial Statements and notes.

**MONTHLY FINANCIAL REPORT
FOR THE PERIOD ENDED 31 DECEMBER 2022**

BASIS OF PREPARATION

BASIS OF PREPARATION

REPORT PURPOSE

This report is prepared to meet the requirements of *Local Government (Financial Management) Regulations 1996, Regulation 34*. Note: The statements and accompanying notes are prepared based on all transactions recorded at the time of preparation and may vary due to transactions being processed for the reporting period after the date of preparation.

BASIS OF ACCOUNTING

This statement comprises a special purpose financial report which has been prepared in accordance with Australian Accounting Standards (as they apply to local governments and not-for-profit entities) and Interpretations of the Australian Accounting Standards Board, and the *Local Government Act 1995* and accompanying regulations.

The *Local Government (Financial Management) Regulations 1996* take precedence over Australian Accounting Standards. Regulation 16 prohibits a local government from recognising as assets Crown land that is a public thoroughfare, such as land under roads, and land not owned by but under the control or management of the local government, unless it is a golf course, showground, racecourse or recreational facility of State or regional significance. Consequently, some assets, including land under roads acquired on or after 1 July 2008, have not been recognised in this financial report. This is not in accordance with the requirements of *AASB 1051 Land Under Roads paragraph 15* and *AASB 116 Property, Plant and Equipment paragraph 7*.

Accounting policies which have been adopted in the preparation of this financial report have been consistently applied unless stated otherwise. Except for cash flow and rate setting information, the report has been prepared on the accrual basis and is based on historical costs, modified, where applicable, by the measurement at fair value of selected non-current assets, financial assets and liabilities.

PREPARATION TIMING AND REVIEW

Date prepared: All known transactions up to 31 December 2022

SIGNIFICANT ACCOUNTING POLICES

CRITICAL ACCOUNTING ESTIMATES

The preparation of a financial report in conformity with Australian Accounting Standards requires management to make judgements, estimates and assumptions that effect the application of policies and reported amounts of assets and liabilities, income and expenses. The estimates and associated assumptions are based on historical experience and various other factors that are believed to be reasonable under the circumstances; the results of which form the basis of making the judgements about carrying values of assets and liabilities that are not readily apparent from other sources. Actual results may differ from these estimates.

THE LOCAL GOVERNMENT REPORTING ENTITY

All funds through which the City controls resources to carry on its functions have been included in the financial statements forming part of this financial report.

In the process of reporting on the local government as a single unit, all transactions and balances between those funds (for example, loans and transfers between funds) have been eliminated.

All monies held in the Trust Fund are excluded from the financial statements. A separate statement of those monies

GOODS AND SERVICES TAX

Revenues, expenses and assets are recognised net of the amount of GST, except where the amount of GST incurred is not recoverable from the Australian Taxation Office (ATO). Receivables and payables are stated inclusive of GST receivable or payable. The net amount of GST recoverable from, or payable to, the ATO is included with receivables or payables in the statement of financial position. Cash flows are presented on a gross basis. The GST components of cash flows arising from investing or financing activities which are recoverable from, or payable to, the ATO are presented as operating cash flows.

ROUNDING OFF FIGURES

All figures shown in this statement are rounded to the nearest dollar.

NOTES TO THE STATEMENT OF FINANCIAL ACTIVITY
FOR THE PERIOD ENDED 31 DECEMBER 2022

NOTE 1
STATEMENT OF FINANCIAL ACTIVITY INFORMATION

(a) Non-cash items excluded from operating activities

The following non-cash revenue and expenditure has been excluded from operating activities within the Statement of Financial Activity in accordance with Financial Management Regulation 32.

	Notes	Amended Budget	YTD Budget (a)	YTD Actual (b)
Non-cash items excluded from operating activities				
		\$	\$	\$
Adjustments to operating activities				
Less: (Profit)/loss on asset disposals	3	(4,202,648)	(157,769)	(546,840)
Less: Movement in liabilities associated with restricted cash		(3,410,835)	1,780,921	3,302,271
Less: Movement in leased liabilities		0	0	(3,988)
Less: Movement in other liabilities		100,000	0	56,950
Movement in employee benefit provisions (non-current)		0	0	1,299
Add: Public Open Space payment (non-current)		0	0	40,411
Add: Depreciation on assets		37,563,705	18,004,104	19,799,545
Total non-cash items excluded from operating activities		30,050,222	19,627,256	22,649,648

(b) Adjustments to net current assets in the Statement of Financial Activity

The following current assets and liabilities have been excluded from the net current assets used in the Statement of Financial Activity in accordance with *Financial Management Regulation* 32 to agree to the surplus/(deficit) after imposition of general rates.

		Last Year Closing 30 June 2022	This Time Last Year 31 December 2021	Year to Date 31 December 2022
Adjustments to net current assets				
Less: Reserves - restricted cash	6	(181,064,488)	(167,538,372)	(181,537,604)
Less: Bonds & deposits		(4,303,373)	(5,377,172)	(3,931,435)
Add: Borrowings	5	3,934,065	3,261,287	3,139,436
Add: Lease liabilities		114,651	79,579	110,663
Add: Financial assets at amortised cost - non-current	2	101,900,141	910,452	71,871,084
Total adjustments to net current assets		(79,419,004)	(168,664,226)	(110,347,856)
Cash and cash equivalents	2	20,777,520	10,764,601	12,926,965
Financial assets at amortised cost	2	92,800,000	227,500,000	172,000,000
Rates receivables		2,204,257	34,796,268	35,138,467
Receivables		5,731,365	7,221,455	7,809,327
Other current assets		4,773,962	2,717,843	3,505,761
Less: Current liabilities				
Payables		(16,710,475)	(14,012,028)	(12,950,514)
Borrowings	5	(3,934,065)	(3,261,287)	(3,139,436)
Contract liabilities	7	(4,994,711)	(11,819,741)	(1,707,983)
Lease liabilities		(114,651)	(79,579)	(110,663)
Provisions	7	(9,186,433)	(9,642,377)	(9,132,162)
Less: Total adjustments to net current assets	1(b)	(79,419,004)	(168,664,226)	(110,347,856)
Closing funding surplus / (deficit)		11,927,765	75,520,924	93,991,898

CURRENT AND NON-CURRENT CLASSIFICATION

In the determination of whether an asset or liability is current or non-current, consideration is given to the time when each asset or liability is expected to be settled. Unless otherwise stated assets or liabilities are classified as current if expected to be settled within the next 12 months, being the Council's operational cycle.

NOTES TO THE STATEMENT OF FINANCIAL ACTIVITY
FOR THE PERIOD ENDED 31 DECEMBER 2022

OPERATING ACTIVITIES
NOTE 2
CASH AND FINANCIAL ASSETS

Description	Classification	Unrestricted	Restricted	Total Cash	Institution
		\$	\$	\$	
Cash on hand					
Cash at bank	Cash and cash equivalents	2,898,936	0	2,898,936	NATIONAL AUSTRALIA BANK
Cash on hand	Cash and cash equivalents	28,028	0	28,028	
Term deposits - current	Cash and cash equivalents	10,000,000	0	10,000,000	NATIONAL AUSTRALIA BANK
Term deposits - current	Financial assets at amortised cost	0	7,700,000	7,700,000	BANK OF QUEENSLAND
Term deposits - current	Financial assets at amortised cost	0	7,000,000	7,000,000	MEMBERS EQUITY BANK
Term deposits - current	Financial assets at amortised cost	0	14,500,000	14,500,000	NATIONAL AUSTRALIA BANK
Term deposits - current	Financial assets at amortised cost	0	13,000,000	13,000,000	SUNCORP
Term deposits - current	Financial assets at amortised cost	0	18,000,000	18,000,000	WESTPAC
Term deposits - current	Financial assets at amortised cost	0	5,000,000	5,000,000	AMP
Term deposits - current	Financial assets at amortised cost	0	24,000,000	24,000,000	MYSTATE BANK
Term deposits - current	Financial assets at amortised cost	55,800,000	20,000,000	75,800,000	COMMONWEALTH BANK
Term deposits - current	Financial assets at amortised cost	0	2,000,000	2,000,000	ASIA UNITED BANK
Term deposits - current	Financial assets at amortised cost	2,625,478	2,374,522	5,000,000	DEFENCE BANK
Other investment - non current	Financial assets at amortised cost	0	894,517	894,517	BARCLAYS BANK
Other investment - non current	Financial assets at amortised cost	0	12,000,000	12,000,000	BANK OF QUEENSLAND
Other investment - non current	Financial assets at amortised cost	0	12,500,000	12,500,000	COMMONWEALTH BANK
Other investment - non current	Financial assets at amortised cost	0	22,000,000	22,000,000	WESTPAC
Other investment - non current	Financial assets at amortised cost	0	11,000,000	11,000,000	NATIONAL AUSTRALIA BANK
Other investment - non current	Financial assets at amortised cost	0	8,500,000	8,500,000	SUNCORP
Other investment - non current	Financial assets at amortised cost	0	5,000,000	5,000,000	AMP
Total		71,352,443	185,469,039	256,821,482	
Comprising					
		Unrestricted	Restricted	Total Cash	
		\$	\$	\$	
Cash and cash equivalents		12,926,965	0	12,926,965	
Financial assets at amortised cost		58,425,478	185,469,039	243,894,517	
		71,352,443	185,469,039	256,821,482	

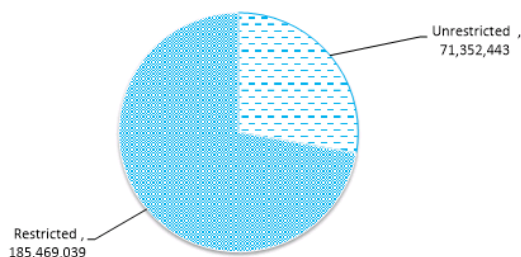
KEY INFORMATION

Cash and cash equivalents include cash on hand, cash at bank, deposits available on demand with banks and other short term highly liquid investments highly liquid investments with original maturities of three months or less that are readily convertible to known amounts of cash and which are subject to an insignificant risk of changes in value and bank overdrafts. Bank overdrafts are reported as short term borrowings in current liabilities in the statement of net current assets.

The local government classifies financial assets at amortised cost if both of the following criteria are met:

- the asset is held within a business model whose objective is to collect the contractual cashflows, and
- the contractual terms give rise to cash flows that are solely payments of principal and interest.


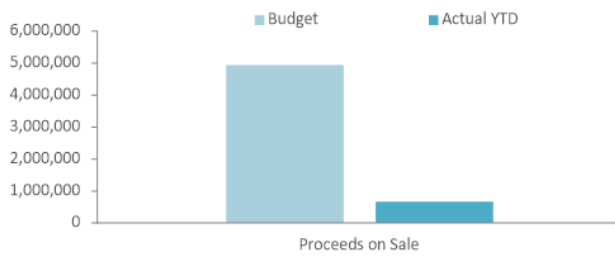
Financial assets at amortised cost held with registered financial institutions are listed in this note other financial assets at amortised cost are provided in Note 4 - Other assets.



NOTES TO THE STATEMENT OF FINANCIAL ACTIVITY
FOR THE PERIOD ENDED 31 DECEMBER 2022

OPERATING ACTIVITIES
NOTE 3
DISPOSAL OF ASSETS

Asset Ref.	Asset description	Budget				YTD Actual			
		Net Book Value	Proceeds	Profit	(Loss)	Net Book Value	Proceeds	Profit	(Loss)
		\$	\$	\$	\$	\$	\$	\$	\$
	Plant and equipment	735,852	1,838,500	1,102,648	0	126,499	673,339	546,840	0
	Freehold Land	0	3,100,000	3,100,000	0	0	0	0	0
		735,852	4,938,500	4,202,648	0	126,499	673,339	546,840	0



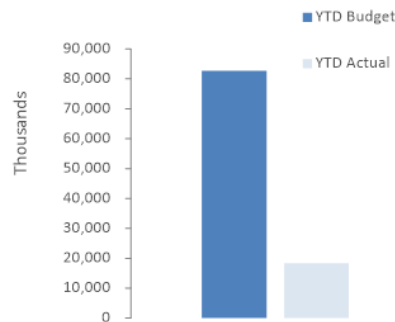
NOTES TO THE STATEMENT OF FINANCIAL ACTIVITY
FOR THE PERIOD ENDED 31 DECEMBER 2022

INVESTING ACTIVITIES
NOTE 4
CAPITAL ACQUISITIONS

Capital acquisitions	Amended		YTD Actual	YTD Actual Variance
	Budget	YTD Budget		
	\$	\$	\$	\$
Land	1,680,000	1,680,000	1,680,000	0
Buildings	9,241,386	4,781,791	2,482,051	(2,299,740)
Furniture and equipment	126,000	105,998	9,127	(96,871)
Plant and equipment	10,146,490	1,669,302	1,003,106	(666,196)
Information technology	5,017,605	756,683	209,876	(546,807)
Infrastructure - roads	34,681,234	9,065,815	8,641,987	(423,828)
Infrastructure - drainage	3,210,098	2,017,678	733,698	(1,283,980)
Infrastructure - footpath	2,105,832	864,804	299,049	(565,755)
Infrastructure - parks hard	6,475,499	3,209,433	1,838,251	(1,371,182)
Infrastructure - parks landscaping	1,840,005	1,000,502	472,791	(527,711)
Infrastructure - landfill site	4,922,172	246,488	166,489	(79,999)
Infrastructure - marina	2,133,098	1,208,023	763,192	(444,831)
Infrastructure - coastal	1,132,552	500,203	72,230	(427,973)
Payments for Capital Acquisitions	82,711,971	27,106,720	18,371,847	(8,734,873)
Total Capital Acquisitions	82,711,971	27,106,720	18,371,847	(8,734,873)
Capital Acquisitions Funded By:				
	\$	\$	\$	\$
Capital grants and contributions	(19,174,362)	(2,001,568)	(8,381,736)	(6,380,168)
Other (disposals & C/Fwd)	(4,938,500)	(365,500)	(673,339)	(307,839)
Cash backed reserves				
Information Technology	(26,794)	(13,398)	(26,794)	(13,396)
Major Building Refurbishment	(271,670)	(271,670)	(76,568)	195,102
Waste & Recycling	(5,582,172)	(286,490)	(167,239)	119,251
Land Development and Investment Fund	(11,864,921)	(3,665,760)	(3,726,838)	(61,078)
Roads & Drainage Infrastructure	(4,803,664)	(748,239)	(154,528)	593,712
Community Infrastructure	(828,691)	(419,719)	(13,061)	406,658
Port Coogee Special Maintenance - SAR	(393,666)	(69,500)	(60,666)	8,834
Community Surveillance	(155,000)	(77,490)	0	77,490
Restricted Grants & Contributions	(4,554)	(4,554)	(4,555)	(1)
CIHCF Building Maintenance	(423,769)	(423,769)	(121,031)	302,738
Cockburn ARC Building Maintenance	(100,000)	0	0	0
Carry Forward Projects	(10,316,349)	(4,728,374)	(2,013,574)	2,714,800
Port Coogee Marina Assets Replacement	(366,566)	(253,998)	(60,666)	193,332
Port Coogee Waterways - WEMP	(345,000)	(70,000)	0	70,000
Public Open Space - Various	(125,693)	(62,844)	(125,647)	(62,803)
Contribution - operations	(22,990,600)	(13,643,847)	(2,765,605)	10,878,242
Capital funding total	(82,711,971)	(27,106,720)	(18,371,847)	8,734,873

SIGNIFICANT ACCOUNTING POLICIES

All assets are initially recognised at cost. Cost is determined as the fair value of the assets given as consideration plus costs incidental to the acquisition. For assets acquired at no cost or for nominal consideration, cost is determined as fair value at the date of acquisition. The cost of non-current assets constructed by the local government includes the cost of all materials used in the construction, direct labour on the project and an appropriate proportion of variable and fixed overhead. Certain asset classes may be revalued on a regular basis such that the carrying values are not materially different from fair value. Assets carried at fair value are to be revalued with sufficient regularity to ensure the carrying amount does not differ materially from that determined using fair value at reporting date.



NOTES TO THE STATEMENT OF FINANCIAL ACTIVITY
FOR THE PERIOD ENDED 31 DECEMBER 2022

FINANCING ACTIVITIES
NOTE 5
BORROWINGS

Repayments - borrowings

Information on borrowings Particulars	Loan No.	1 July 2022	New Loans		Principal Repayments		Principal Outstanding		Interest Repayments	
			Actual	Budget	Actual	Budget	Actual	Budget	Actual	Budget
		\$	\$	\$	\$	\$	\$	\$	\$	
Community amenities										
SMRC		1,434,065	0	0	794,629	1,400,000	639,436	34,065	21,713	50,020
Recreation and culture										
To assist fund the Cockburn Central West development	8	10,000,000	0	0	0	2,500,000	10,000,000	7,500,000	0	350,000
C/Fwd Balance		11,434,065	0	0	794,629	3,900,000	10,639,436	7,534,065	21,713	400,020
Total		11,434,065	0	0	794,629	3,900,000	10,639,436	7,534,065	21,713	400,020
Current borrowings		3,226,983					3,139,436			
Non-current borrowings		8,207,082					7,500,000			
		11,434,065					10,639,436			

All debenture repayments were financed by general purpose revenue.

KEY INFORMATION

All loans and borrowings are initially recognised at the fair value of the consideration received less directly attributable transaction costs. After initial recognition, interest-bearing loans and borrowings are subsequently measured at amortised cost using the effective interest method. Fees paid on the establishment of loan facilities that are yield related are included as part of the carrying amount of the loans and borrowings.

NOTES TO THE STATEMENT OF FINANCIAL ACTIVITY
FOR THE PERIOD ENDED 31 DECEMBER 2022

OPERATING ACTIVITIES
NOTE 6
CASH RESERVES

Reserve name	Opening Balance	Budget Interest Earned	Actual Interest Earned	Budget Transfers In (+)	Actual Transfers In (+)	Budget Transfers Out (-)	Actual Transfers Out (-)	Budget Closing Balance	Actual YTD Closing Balance
	\$	\$	\$	\$	\$	\$	\$	\$	\$
Council Funded									
Staff Payments & Entitlements	762,036	0	0	0	0	(41,475)	0	720,561	762,036
Plant & Vehicle Replacement	12,190,360	0	0	1,320,000	0	(7,117,003)	(497,009)	3,025,469	11,693,351
Information Technology	1,674,702	0	0	1,500,000	0	(26,794)	(26,794)	3,205,240	1,647,908
Major Building Refurbishment	18,113,555	0	0	1,000,000	0	(271,670)	(76,568)	19,682,585	18,036,987
Waste & Recycling	16,226,330	0	0	6,275,000	0	(5,662,172)	(209,889)	10,501,361	16,016,441
Land Development and Investment Fund	8,173,172	0	0	3,600,000	0	(15,040,921)	(3,726,838)	1,065,377	4,446,334
Roads & Drainage Infrastructure	11,747,017	0	0	3,000,000	0	(4,898,320)	(154,528)	7,992,256	11,592,489
Naval Base Shacks	1,261,186	0	0	30,000	30,000	0	0	1,228,213	1,291,186
Community Infrastructure	31,702,223	0	0	7,000,000	0	(1,680,933)	(13,061)	33,283,486	31,689,163
Insurance	2,391,204	0	0	0	0	(298,840)	(21,597)	2,360,423	2,369,607
Greenhouse Action Fund	908,938	0	0	200,000	0	0	0	1,253,734	908,938
HWRP Post Closure Management & Contan	3,385,769	0	0	1,500,000	0	(20,000)	(287)	5,349,276	3,385,482
Municipal Elections	151,420	0	0	150,000	0	0	0	301,420	151,420
Community Surveillance	987,870	0	0	200,000	0	(405,000)	(66,389)	584,480	921,481
Waste Collection	8,312,856	0	0	2,000,000	2,000,000	(852,500)	0	9,111,028	10,312,856
Environmental Offset	248,759	0	0	0	0	0	0	308,011	248,759
Bibra Lake Management Plan	15,267	0	0	0	0	0	0	161,243	15,267
CIHCF Building Maintenance	11,706,747	0	0	800,000	565,221	(423,769)	(121,031)	11,048,730	12,150,937
Cockburn ARC Building Maintenance	6,675,048	0	0	1,500,000	0	(100,000)	0	7,968,365	6,675,048
Carry Forward Projects	12,322,168	0	0	5,563,428	5,563,428	(11,108,833)	(2,196,455)	408,660	15,689,141
Port Coogee Marina Assets Replacement	2,084,887	0	0	300,000	300,000	(366,566)	(60,666)	1,544,321	2,324,221
Coogee Beach Foreshore Management	0	0	479	1,000,000	116,165	0	0	1,000,000	116,644
Total Council Funded Reserve	151,041,516	0	479	36,938,428	8,574,814	(48,314,796)	(7,171,112)	122,104,239	152,445,697



NOTES TO THE STATEMENT OF FINANCIAL ACTIVITY
FOR THE PERIOD ENDED 31 DECEMBER 2022

OPERATING ACTIVITIES
NOTE 6
CASH RESERVES

Reserve name	Opening Balance	Budget Interest Earned	Actual Interest Earned	Budget Transfers In (+)	Actual Transfers In (+)	Budget Transfers Out (-)	Actual Transfers Out (-)	Budget Closing Balance	Actual YTD Closing Balance
	\$	\$	\$	\$	\$	\$	\$	\$	\$
Restricted Funded									
Aged and Disabled Asset Replacement	465,834	0	4,230	0	0	0	0	452,140	470,064
Welfare Projects Employee Entitlements	1,053,457	0	4,537	0	0	0	0	2,279,463	1,057,995
Port Coogee Special Maintenance - SAR	2,040,979	0	17,411	400,000	396,193	(663,123)	(276,696)	1,402,113	2,177,887
Port Coogee Waterways - SAR	194,765	0	2,223	105,000	95,052	0	0	257,222	292,040
Family Day Care Accumulation Fund	11,600	0	105	0	0	0	0	11,549	11,705
Naval Base Shack Removal	826,130	0	7,501	35,000	35,000	0	0	760,695	868,631
Restricted Grants & Contributions	5,388,608	0	0	0	0	(308,782)	(4,430,745)	382,652	957,863
Public Open Space - Various	5,182,134	0	44,810	0	0	(125,693)	(125,647)	4,799,751	5,101,298
Port Coogee Waterways - WEMP	1,075,185	0	10,233	0	0	(482,231)	(55,676)	586,468	1,029,741
Cockburn Coast SAR	85,406	0	715	55,000	48,426	(12,048)	(11,008)	91,995	123,539
Total Restricted Funded Reserve	16,324,097	0	91,765	595,000	574,672	(1,591,877)	(4,899,772)	11,024,048	12,090,762
Developer Contribution Plans									
Community Infrastructure (DCA 13)	783,582	0	8,919	3,000,000	1,958,701	(2,979,783)	0	2,095,930	2,751,202
Developer Contribution Plans - Various	12,915,294	0	104,338	970,000	1,230,313	(4,401,052)	0	8,562,189	14,249,945
Total Developer Contribution Reserve	13,698,876	0	113,257	3,970,000	3,189,015	(7,380,835)	0	10,658,119	17,001,147
Total Cash Reserve	181,064,488	0	205,501	41,503,428	12,338,500	(57,287,508)	(12,070,884)	143,786,406	181,537,604

NOTES TO THE STATEMENT OF FINANCIAL ACTIVITY
FOR THE PERIOD ENDED 31 DECEMBER 2022

OPERATING ACTIVITIES
NOTE 7
OTHER CURRENT LIABILITIES

Other current liabilities	Note	Opening Balance 1 July 2022	Liability Increase	Liability Reduction	Closing Balance 31 December 2022
		\$	\$	\$	\$
Contract liabilities					
Unspent grants, contributions and reimbursements - non-operating		4,994,711	3,972,229	(7,258,957)	1,707,983
Total unspent grants, contributions and reimbursements		4,994,711	3,972,229	(7,258,957)	1,707,983
Provisions					
Annual leave		4,812,649	32,204,592	(32,258,862)	4,758,378
Long service leave		4,373,784	0	0	4,373,784
Total Provisions		9,186,433	32,204,592	(32,258,862)	9,132,162
Total other current assets		14,181,144	36,176,821	(39,517,819)	10,840,145
Amounts shown above include GST (where applicable)					

KEY INFORMATION

Provisions

Provisions are recognised when the City has a present legal or constructive obligation, as a result of past events, for which it is probable that an outflow of economic benefits will result and that outflow can be reliably measured.

Provisions are measured using the best estimate of the amounts required to settle the obligation at the end of the reporting period.

Employee benefits

Short-term employee benefits

Provision is made for the City's obligations for short-term employee benefits. Short-term employee benefits are benefits (other than termination benefits) that are expected to be settled wholly before 12 months after the end of the annual reporting period in which the employees render the related service, including wages, salaries and sick leave. Short-term employee benefits are measured at the (undiscounted) amounts expected to be paid when the obligation is settled.

The City's obligations for short-term employee benefits such as wages, salaries and sick leave are recognised as a part of current trade and other payables in the calculation of net current assets.

Other long-term employee benefits

The City's obligations for employees' annual leave and long service leave entitlements are recognised as provisions in the statement of financial position.

Long-term employee benefits are measured at the present value of the expected future payments to be made to employees. Expected future payments incorporate anticipated future wage and salary levels, durations of service and employee departures and are discounted at rates determined by reference to market yields at the end of the reporting period on government bonds that have maturity dates that approximate the terms of the obligations. Any remeasurements for changes in assumptions of obligations for other long-term employee benefits are recognised in profit or loss in the periods in which the changes occur. The City's obligations for long-term employee benefits are presented as non-current provisions in its statement of financial position, except where the City does not have an unconditional right to defer settlement for at least 12 months after the end of the reporting period, in which case the obligations are presented as current provisions.

Contract liabilities

An entity's obligation to transfer goods or services to a customer for which the entity has received consideration (or the amount is due) from the customer. Grants to acquire or construct recognisable non-financial assets to identified specifications be constructed to be controlled by the City are recognised as a liability until such time as the City satisfies its obligations under the agreement.

**NOTES TO THE STATEMENT OF FINANCIAL ACTIVITY
FOR THE PERIOD ENDED 31 DECEMBER 2022**

**NOTE 8
BUDGET AMENDMENTS**

Amendments to original budget since budget adoption. Surplus/(Deficit)

Project/ Activity	Description	Council Resolution	Classification	Non Cash Adjustment	Increase in Available Cash	Decrease in Available Cash	Amended Budget Running Balance
				\$	\$	\$	\$
	Budget adoption						360,899
OP4908	Expenditure Review Committee May 2022 - Womens Shed investigation	OCM 09/06/22 #18.1	Operating Expenses			(20,000)	340,899
OP7965	Recruitment expenses. Confidential item.	OCM 14/07/22 #0142-0152	Operating Expenses			(100,000)	240,899
CW6268	Marina boardwalk refurbishment funded from Reserves and budget surplus	OCM 11/08/22 #18.1	Capital Expenses			(98,000)	142,899
CW6268	Transfer from Marina Reserves to fund marina boardwalk refurbishment	OCM 11/08/22 #18.1	Transfer from Reserve		65,332		208,231
Various	Amendments as per 8 Sept 22 OCM	OCM 08/09/22				(120,000)	88,231
Various	Amendments as per 9 June 22 OCM to the Events Calendar	OCM 09/06/22 #18.1	Operating Expenses			(19,000)	69,231
GL 531	External grant from Department of Communities	OCM 13/10/22 #18.1	Operating Revenue		39,922		109,153
CW7577	Expenditure reduction - budget unspent	OCM 13/10/22 #18.1	Capital Expenses		10,000		119,153
CW7664	Missed from carry forward - increased in expenditure	OCM 13/10/22 #18.1	Capital Expenses			(26,000)	93,153
CW7664	Reserve funding for purchasing animal capsule	OCM 13/10/22 #18.1	Transfer from Reserve		26,000		119,153
OP9881	Increased muni funding required to fund traffic officer on casual contract	OCM 13/10/22 #18.1	Operating Expenses			(50,000)	69,153
OP9851	Cost of demolishing at Lot 147 Mopsa Way, Coolbellup	OCM 13/10/22 #18.1	Operating Expenses			(80,000)	(10,847)
OP9851	Waste Reserve to fund cost of demolition	OCM 13/10/22 #18.1	Transfer from Reserve		80,000		69,153
OP4905	Muni fund required for traffic study in Banjup	OCM 13/10/22 #18.1	Operating Expenses			(80,000)	(10,847)
OP4900	Indonesian delegation visit	OCM 08/12/22 #0283	Operating Expenses			(20,298)	(31,145)
Various	Amendments as per Expenditure Review Committee November 2022	OCM 08/12/22 #0284	Capital Expenses		96,000		64,855
Various	Amendments as per Expenditure Review Committee November 2022	OCM 08/12/22 #0284	Transfer to Reserve			(3,275,000)	(3,210,145)
Various	Amendments as per Expenditure Review Committee November 2022	OCM 08/12/22 #0284	Operating Revenue		6,240,740		3,030,595
Various	Amendments as per Expenditure Review Committee November 2022	OCM 08/12/22 #0284	Operating Expenses			(4,221,994)	(1,191,399)
Various	Amendments as per Expenditure Review Committee November 2022	OCM 08/12/22 #0284	Transfer from Reserve		1,192,815		1,416
				0	7,750,809	(8,110,292)	

**NOTES TO THE STATEMENT OF FINANCIAL ACTIVITY
FOR THE PERIOD ENDED 31 DECEMBER 2022**

**NOTE 9
EXPLANATION OF MATERIAL VARIANCES**

The material variance thresholds are adopted annually by Council as an indicator of whether the actual expenditure or revenue varies from the year to date Actual materially.

The material variance adopted by Council for the 2022-23 year is \$300,000 or 0.00% whichever is the greater.

Reporting Program	Var. \$	Var. %	Timing/ Permanent	Explanation of Variance
Revenue from operating activities				
Finance	780,182	0.64%	▲ Timing	Revenue brought forward
Recreation Infrastructure & Services	629,371	9.61%	▲ Timing	Revenue brought forward
Operations & Maintenance	619,530	5.55%	▲ Timing	Revenue brought forward
Expenditure from operating activities				
Recreation Infrastructure & Services	576,599	7.70%	▲ Timing	Expenditure delayed
Community Development & Services	1,548,273	23.06%	▲ Timing	Expenditure delayed
Executive Support	310,652	18.19%	▲ Timing	Expenditure delayed
Community Safety & Ranger Services	621,553	19.84%	▲ Timing	Expenditure delayed
Sustainability & Environment	686,851	31.14%	▲ Timing	Expenditure delayed
Operations & Maintenance	(1,470,346)	(4.06%)	▼ Timing	Expenditure brought forward
Development Assessment & Compliance	663,137	21.13%	▲ Timing	Expenditure delayed
Property & Assets	572,793	10.19%	▲ Timing	Expenditure delayed
Payments for property, plant and equipment and infrastructure	8,734,873	32.22%	▲ Timing	Expenditure delayed
Proceeds from non-operating grants, subsidies and contributions	6,380,168	318.76%	▲ Timing	Revenue brought forward
Property & Assets	(321,641)	(15.77%)	▼ Timing	Revenue delayed
Transfer to reserves	(6,480,573)	(106.88%)	▼ Timing	Revenue brought forward (DCP13)
Investing activities				
Repayment of debentures	(94,629)	(13.52%)	Timing	Expenditure brought forward
Proceeds from disposal of assets	307,839	84.22%	▲ Timing	Sale proceeds brought forward
Transfer from reserves	(1,599,823)	(11.70%)	▼ Timing	Expenditure brought forward



14.2.3 (2023/MINUTE NO 0010) Mid-Year Budget Review 2022-23

Responsible Executive Chief Financial Officer
Author Financial Controller
Attachments 1. Mid-Year Budget Review 2022-23 [↓](#)

Recommendation

That Council:

- (1) AMENDS its Municipal Budget for 2022-2023 as set out in the Schedule of Budget Amendments attached to the Agenda and summarised below:

Financial Activity Nature	Increase / Decrease	\$ Impact on budget surplus
Operating Revenue	Increase	+1,152,589
Operating Expenditure	Increase	-2,388,514
Capital Revenue	Increase	+623,435
Capital Expenditure	Decrease	+13,605,783
Asset sale proceeds	Decrease	-2,758,606
T/F from Reserves	Decrease	-8,269,283
T/F to Reserves	Increase	-5,533,202
Surplus B/F from 2021-22 adjustment	Increase	+3,864,337
Net mid-year budget review adjustment	FY23 Budget Surplus Increase	+296,538

TO BE CARRIED BY AN ABSOLUTE MAJORITY OF COUNCIL



MOVED Cr M Separovich SECONDED Cr T Dewan

That Council:

- (1) AMEND its Municipal Budget for 2022-2023 as set out in the Schedule of Budget Amendments attached to the Agenda and summarised below:

Financial Activity Nature	Increase / Decrease	\$ Impact on budget surplus
Operating Revenue	Increase	+1,152,589
Operating Expenditure	Increase	-2,388,514
Capital Revenue	Increase	+623,435
Capital Expenditure	Decrease	+13,605,783
Asset sale proceeds	Decrease	-2,758,606
T/F from Reserves	Decrease	-8,269,283
T/F to Reserves	Increase	-5,533,202
Surplus B/F from 2021-22 adjustment	Increase	+3,864,337
Net mid-year budget review adjustment	FY23 Budget Surplus Increase	+296,538

Withdrawn by Cr Separovich without objection

Council Decision

MOVED Cr L Kirkwood SECONDED Cr K Allen

That the motion be put.

CARRIED BY ABSOLUTE MAJORITY OF COUNCIL 9/1

For: Mayor L Howlett, Deputy Mayor T Widenbar, Cr K Allen, Cr P Corke, Cr T Dewan, Cr P Eva, Cr L Kirkwood, Cr C Reeve-Fowkes, Cr C Stone

Against: Cr M Separovich



Council Decision

MOVED Cr M Separovich SECONDED Deputy Mayor T Widenbar

That Council:

- (1) AMENDS its Municipal Budget for 2022-2023 as set out in the Schedule of Budget Amendments attached to the Agenda and summarised below:

Financial Activity Nature	Increase / Decrease	\$ Impact on budget surplus
Operating Revenue	Increase	+1,152,589
Operating Expenditure	Increase	-2,388,514
Capital Revenue	Increase	+623,435
Capital Expenditure	Decrease	+13,605,783
Asset sale proceeds	Decrease	-2,758,606
T/F from Reserves	Decrease	-8,269,283
T/F to Reserves	Increase	-5,533,202
Surplus B/F from 2021-22 adjustment	Increase	+3,864,337
Net mid-year budget review adjustment	FY23 Budget Surplus Increase	+296,538

- (2) WITHHOLDS any further expenditure on the Aboriginal Cultural and Visitor Centre until after Council has been briefed.

CARRIED BY ABSOLUTE MAJORITY OF COUNCIL 10/0

Background

Council adopted its annual Municipal Budget at the 23 June 2022 Special Council Meeting, and in accordance with statutory provisions, a formal report on the performance of the budget to the end of December 2022 is presented to the February 2023 Ordinary Council Meeting.

Section 33A (1) of the *Local Government (Financial Management) Regulations 1996* requires that Council reviews the six-monthly performance of its annual budget between 1 January and 31 March each year.

Submission

N/A

Report

The objective of the budget review exercise is to identify and address any significant variations to Council's adopted budget.



The City's budget managers assessed their budget performance to 31 December and made submissions based on identified financial requirements for the remainder of the year.

The detailed schedule attached to the agenda consolidates the submissions made and this includes brief explanations for the changes requested.

Budget submissions were also reviewed by the Finance and Executive teams.

While the mid-year review is a formal process driven by a statutory requirement, it is worth noting that Council also progressively amends its budget throughout the year via changes recommended through the Expenditure Review Committee.

The results of the budget review undertaken and its impact on the City's closing municipal budget position for 2022-23 is demonstrated in the following summary table. This is showing a net increase in the closing budget surplus from \$1,416 to \$297,954 (increase of \$296,538).

Projected Budget Position for 2022-23 following budget review:

Adopted Closing Municipal Surplus	360,899	Surplus
LESS net budget adjustments before statutory budget review	(359,483)	Reported in monthly Agendas
Closing Municipal Position before mid-year review	\$1,416	Surplus
Mid-year budget review items:		
Opening Surplus from 2021-22	+3,864,337	Increase
Operating Revenue	+1,152,589	Increase
Operating Expenditure	-2,388,514	Increase
Capital Revenue	+623,435	Increase
Capital Expenditure	+13,605,783	Decrease
Asset sale proceeds	-2,758,606	Decrease
T/F from Reserves	-8,269,283	Decrease
T/F to Reserves	-5,533,202	Increase
Net mid-year budget review adjustment	+296,538	Increase
Closing Municipal Position after mid-year review	297,954	Surplus

Opening Surplus

The City's opening surplus is currently budgeted at \$8.06 million, as adopted by Council in September 2022 to fund the City's carry forward works program.

Following audit completion, the actual surplus brought forward has been confirmed at \$11.93 million, providing an additional \$3.864 million to the City's budget.



This additional surplus amount has been included in the mid-year budget review, increasing the closing budget surplus before factoring the other budget review adjustments.

Operating Revenue

The net increase to operating revenue of \$1.15m includes the following significant items:

- Increased interest revenue as a result of RBA cash rate increases (+\$3.70m).
- Increased revenue from developer contribution for the purchase of crown land at Jandakot/Solomon Roads. This is to be transferred to the Land Reserve (+\$0.96m).
- Increased revenue on membership at Cockburn ARC due to high member growth during the summer months (+\$0.39m).
- Increased grant funding for home care packages at Cockburn Care (+0.30m).
- Reduced Financial Assistant Grants due to advance payment received in last financial year June 2022 (-\$3.03m).
- Reduced revenue on Coogee Caravan Park as new lease will not start until next financial year (-\$1.04m).
- Reduced service revenue on underground power due to project being deferred until next financial year (-\$0.5m).

Operating Expenditure

The net increase to operating expenditure of \$2.39m includes the following significant items:

- Increased expense reimbursement at Home Care Packages based on the number of clients. This service is fully grant funded (+\$0.30m).
- Increased insurance premium estimated by performance-based from prior years (+\$0.23m).
- The landfill levy payable has increased due to the higher tonnages going to landfill (+\$0.23m).
- Increased cost to cover the green waste project associated with the removal of existing stockpiles at Henderson Waste Recovery Park (+\$0.20m).
- Increased gas expenses at Cockburn ARC as the geothermal installation progress (\$0.15m).
- The entry fee rate for recyclables has increased (\$0.14m).
- While the employee costs budget is currently showing savings of \$2.0m to the end of December, none of this has been returned in the mid-year review given Enterprise Agreement negotiations are continuing and sign-on and back dated payments are still potential outcomes.



Capital Revenue

Capital related revenue has increased by a net \$0.623m and includes the following significant items:

- Further MRRG funding is required to complete the road works from Hammond Road to Bartram (+\$1.20m).
- Increased external funding to finalise the Jandakot Road construction stage 1 (+\$0.25m).
- Higher developer contribution received for the increased work scope at the Bethesda carpark (+\$0.15m).
- Road construction on Rowley and Lyon Roads has been withdrawn from the MRRG list of projects (-\$1.10m).

The sale of Lot 1001 Tindal Avenue will not eventuate, resulting in reduction in proceeds from sale of assets (-\$3.10m).

Capital Expenditure

The City's capital program will be reduced by a net \$13.61m, with the following noteworthy items included:

- The budget review identified 28 capital projects that will be deferred and re-budgeted in FY24, due to incapability to complete this financial year (-\$4.80m).
- Road construction on Rowley and Lyon Roads has been withdrawn from the MRRG list of projects (-\$1.60m)
- Smart LED Street Lighting Project (-\$9.63m) not commencing until next year as contracts are not yet finalised. \$1m budget will be retained to fund upfront costs expected later this financial year.
- Road construction on Hammond Road to Bartram requires extra funding (+\$1.20m) mainly due to the increase in construction costs.
- The Aboriginal Culture and Visitors Centre requires (+\$0.60m) to finalise its design stage.
- Road construction on Jandakot Road between Berrigan Drive and Solomon Road requires further funding (+\$0.55m).
- Beale Park redevelopment was not initially budgeted for a detailed design and contract documentation (+\$0.20m).
- Increased work scope at the Bethesda carpark (+\$0.15m).

Reserve Transfers to Municipal

Reserve funding required for the FY23 budget has reduced by a net \$8.27m. This includes a \$12.33m reduction associated with the net reduction made to the capital expenditure budget (including LED street lighting project reduced by \$9.63m).

There is a \$3.73m increased transfer required, representing advance payment of part of this year's Financial Assistance Grants made in last year.



This provides a net benefit to the budget of \$0.70m, following the operating revenue adjustment of \$3.03m.

Municipal Transfers to Reserve

Changes to transfers to reserves result in additional net transfers of \$5.53m. This includes reductions of \$3.1m from proceeds from sale of land and \$1.0m for delayed Coogee caravan park lease income. Increases in transfers to reserves include an extra \$1.85m for deferred municipal funded projects.

The consolidated result from the mid-year budget review netted an additional \$8.15m to the budget bottom line.

In accordance with Council's Corporate Strategic Planning & Budget Policy, these funds will be directed into the Community Infrastructure Reserve (+\$3.0m), Roads & Drainage Reserve (+\$2.50m), Major Building Refurbishment Reserve (+\$1.35m), and the Staff Payments and Entitlements Reserve (+\$1.0m).

The reserving of these funds will take pressure off balancing the FY24 budget and coping with, and addressing cost escalations and cost of living impacts in the community.

The remaining budget surplus of \$0.30m becomes available for any incidental funding needs that may arise in future through the Expenditure Review Committee.

Strategic Plans/Policy Implications

Listening and Leading

A community focused, sustainable, accountable and progressive organisation

- Best practice Governance, partnerships and value for money.

Budget/Financial Implications

The Municipal Budget will be amended in accordance with the recommended changes as contained in the report attachment. The result is an increase of \$296,538 in the municipal budget surplus to \$297,954.

Legal Implications

N/A

Community Consultation

N/A



Risk Management Implications

The City is required to prepare and adopt a Mid-Year Budget Review as part of the financial reporting requirements of the *Local Government Act 1995*.

Failure to adopt the results of the review process in the attached report will make the City non-compliant with this legislative requirement.

It could also impair or overstate the City's financial capacity to deliver budgeted works and services.

Advice to Proponents/Submitters

N/A

Implications of Section 3.18(3) *Local Government Act 1995*

Nil



CITY OF COCKBURN MID-YEAR BUDGET REVIEW 2022-23									
			Expenditure	Transfer to Reserve	External Funding	Transfer from Reserve	Proceeds from Sale		
Ledger	Service Unit	Project/Account Number	(+/-)	(+/-)	(+/-)	(+/-)	(+/-)	Muni Impact	Comment
GL	001-Office of the CEO	116-6108 Travel Expenses	(20,000)	0	0	0	0	(20,000)	Reduction Travel Expenses
GL	001-Office of the CEO	116-6109 Accommodation Expenses	(15,000)	0	0	0	0	(15,000)	Reduction Accommodation Expenses
GL	001-Office of the CEO	116-6110 Conferences & Seminars	(5,000)	0	0	0	0	(5,000)	consolidated all ExCo training
GL	001-Office of the CEO	116-6255 Entertainment (FBT)	(5,000)	0	0	0	0	(5,000)	Spending below budget
OP	001-Office of the CEO	7986 - COVID-19 Response Recovery Costs	(100,000)	0	0	0	0	(100,000)	Project Funds Returned
GL	111-Civic Services	110-8382 Child Care Expenses - Reimbursement Elected Members	10,000	0	0	0	0	10,000	Cr Widenbar and Cr Kirkwood - Based on YTD actuals, increased to cover expected costs.
GL	121-Strategy and Integrated Planning	146-6000 Salaries	56,368	0	0	0	0	56,368	Reclassification for Business Planning Officer
GL	121-Strategy and Integrated Planning	146-6100 Superannuation	4,117	0	0	0	0	4,117	Reclassification for Business Planning Officer
GL	121-Strategy and Integrated Planning	146-6278 Minor Furniture & Equipment	1,000	0	0	0	0	1,000	New Laptop for Coordinator position, additional funding shifted from GL 146-6299
GL	121-Strategy and Integrated Planning	146-6299 Software Support Expenses	(1,000)	0	0	0	0	(1,000)	GL 146-6299 reduced by \$1000, funds shifted to GL 146-6278 to cover purchase of new laptop for Coordinator position.
GL	131-Legal and Compliance	112-6212 Audit - internal	(50,000)	0	0	0	0	(50,000)	Acting Through Audit - transfer \$50k to Legal expenses budget
GL	131-Legal and Compliance	112-6267 Legal Expenses	50,000	0	0	0	0	50,000	External Legal Counsel - transfer from internal audit acc
GL	210-Finance Business Unit	123-6150 Fringe Benefits Tax	(979)	0	0	0	0	(979)	No more meal entertainment for staff
GL	210-Finance Business Unit	123-6361 Refreshments (Non FBT)	100	0	0	0	0	100	morning teas
GL	211-Financial Accounting	105-4793 Tf from Res - Restricted Grants & Contributions	0	0	0	3,729,887	0	(3,729,887)	Advance FAGS paid in FY22 for FY23
GL	211-Financial Accounting	105-5038 Underground Power Service Charges	0	0	(500,000)	0	0	500,000	UGP service charges deferred until FY24 due to project delay.
GL	211-Financial Accounting	105-5180 Grant - General (Untied)	0	0	(1,675,786)	0	0	1,675,786	Reduced FAGS due to advance payment in FY22.
GL	211-Financial Accounting	105-5161 Grant - Roads (Untied)	0	0	(1,349,399)	0	0	1,349,399	Reduced FAGS due to advance payment in FY22.
GL	211-Financial Accounting	105-5990 Interest Earnings - Municipal	0	0	3,700,000	0	0	(3,700,000)	Higher interest rates achieved due to RBA cash rate increases.
GL	211-Financial Accounting	105-7152 TF to Res - Land Development and Investment Fund	0	(500,000)	0	0	0	(500,000)	UGP project deferred to FY24
GL	211-Financial Accounting	120-6000 Salaries	37,041	0	0	0	0	37,041	
GL	211-Financial Accounting	120-6100 Superannuation	3,890	0	0	0	0	3,890	
GL	211-Financial Accounting	150-6000 Salaries	49,242	0	0	0	0	49,242	
GL	211-Financial Accounting	150-6100 Superannuation	6,183	0	0	0	0	6,183	
GL	211-Financial Accounting	150-6161 Accrued LSL	3,149	0	0	0	0	3,149	
GL	211-Financial Accounting	150-6299 Software Support Expenses	7,500	0	0	0	0	7,500	Acrobat July and LG Solution in Aug LG Solution Fin Reporting \$7450
GL	211-Financial Accounting	855-4223 TF from Res - Insurance	0	0	0	280,000	0	(280,000)	Actual premium plus performance-based adjustments for prior years
GL	211-Financial Accounting	855-6703 Insurance - Property	40,000	0	0	0	0	40,000	Actual premium
GL	211-Financial Accounting	855-6704 Insurance - Public Liability	(14,000)	0	0	0	0	(14,000)	Actual premium
GL	211-Financial Accounting	855-6705 Insurance - Workers Compensation	234,000	0	0	0	0	234,000	Actual premium plus performance-based adjustments for prior years
GL	212-Revenue Management	100-5014 Ex Gratia Rates	0	0	(165,000)	0	0	165,000	As per actual annual rates run
GL	212-Revenue Management	100-5038 Rates Concession Improved Residentials	0	0	(50,000)	0	0	50,000	Rates GRV concession exceeding annual budget
GL	212-Revenue Management	100-5077 Part Year Rates	0	0	(64,874)	0	0	64,874	
GL	212-Revenue Management	100-5078 Part Year Rates - Ex Gratia	0	0	280,000	0	0	(280,000)	Part year rates equivalent for Jandakot airport rates on commercially leased property
GL	212-Revenue Management	145-5301 Administration Fees	0	0	(108,000)	0	0	108,000	Reduction in administration fees due to introducing strategies to increase uptake of eRates.
GL	213-Financial Performance	194-6000 Salaries	18,139	0	0	0	0	18,139	Salary & Super increase from restructure.
GL	213-Financial Performance	194-6100 Superannuation	59	0	0	0	0	59	Salary & Super increase from restructure.
GL	221-Technology	125-6299 Software Support Expenses	65,000	0	0	0	0	65,000	increased M365 licensing for casual staff, addition of 600 F3 licenses needed.
CW	221-Technology	6431-in row cooling for admin server room	(150,000)	150,000	0	0	0	0	Defer and re-budget for FY24 with the funding held over in the Carry Forward Projects Reserve
CW	221-Technology	6433-Printer and copier replacement	(400,000)	400,000	0	0	0	0	Defer and re-budget for FY24 with the funding held over in the Carry Forward Projects Reserve

CITY OF COCKBURN MID-YEAR BUDGET REVIEW 2022-23									
			Expenditure	Transfer to Reserve	External Funding	Transfer from Reserve	Proceeds from Sale		
Ledger	Service Unit	Project/Account Number	(+/-)	(+/-)	(+/-)	(+/-)	(+/-)	Muni Impact	Comment
CW	221-Technology	6434-Phone system replacement	(400,000)	400,000	0	0	0	0	Defer and re-budget for FY24 with the funding held over in the Carry Forward Projects Reserve. Project requires laptops rolled out across the organisation. Returning funds to be re-requested FY23/24.
GL	222-Information Management	130-6100 Superannuation	2,819	0	0	0	0	2,819	Amendment for personal contributions
GL	222-Information Management	130-6286 Postage Expenses	(10,000)	0	0	0	0	(10,000)	2022/23 budget is currently underspent. If trend continues estimate year-end spend to be approximately \$30,420. Suggest reducing budget to \$45,000 to allow for any fluctuations that may occur between now and end of the year. Postage costs are out of our control as it depends on volume of mail sent across the organisation.
OP	222-Information Management	870-Knowledge Management Project	(20,000)	0	0	0	0	(20,000)	Reduction in funds required to delivery program
GL	223-GIS	873-6229 Professional Services	30,000	0	0	0	0	30,000	Intramaps version is very old and needs to be brought up to the latest version for SaaS and support. This would require help from consultants to replicate Intramaps into the latest version
GL	224-Business Systems	128-6000 Salaries	(50,000)	0	0	0	0	(50,000)	Minor changes and timing
GL	224-Business Systems	128-6100 Superannuation	(5,250)	0	0	0	0	(5,250)	Minor changes and timing
CW	224-Business Systems	1683-Optimo development	(80,123)	0	0	(80,123)	0	0	No capital spend needed on Optimo booking software. This has been replaced by SpacetoCo. with development budget available under OP 6282.
GL	231-Procurement	122-5774 Reimbursement - Long Service Leave	0	0	1,927	0	0	(1,927)	LSL reimbursement from other LG
GL	231-Procurement	122-6000 Salaries	48,000	0	0	0	0	48,000	Contractor to work with Contracts Team. 6 months - 5 months covered in this FY
GL	231-Procurement	122-6100 Superannuation	5,040	0	0	0	0	5,040	Minor Budget Adjustment
GL	313-Branch Libraries	610-6282 Photocopying Expenses	(200)	0	0	0	0	(200)	Minor Budget Adjustment
OP	314-Cultural Services	8992-Fur Run	(3,000)	0	0	0	0	(3,000)	Reduced by 3k - please reallocate to 9460 due to overspend BC
OP	314-Cultural Services	9107-Australia Day BBQ	0	0	(10,000)	0	0	10,000	Auspire Grant Funding was always 10K - needs to be reduced at 23/24 budget
OP	314-Cultural Services	9108-Harvest Lakes Event	3,000	0	0	0	0	3,000	Increase costs- CPI/Security Tender ended/ Generator Fuel, event scheduled for April 8.
OP	314-Cultural Services	9307-Teddy Bears Picnic-Wa Child.Wk	1,000	0	0	0	0	1,000	Increase costs- Generator Fuel
OP	314-Cultural Services	9460-Cockburn Christmas Concert Event	10,000	0	0	0	0	10,000	Increase costs- CPI/Security Tender ended/ Generator Fuel
OP	314-Cultural Services	9476-Concert 1 – Community Events Days	17,000	0	0	0	0	17,000	Increase costs- CPI/Security Tender ended/ Generator Fuel, event scheduled 4th February
OP	314-Cultural Services	9492-Seniors Ball	0	0	(1,500)	0	0	1,500	Two events still to be delivered
GL	320-Recreation Infrastructure and Services BU	515-6229 Professional Services	5,000	0	0	0	0	5,000	Community Services Leadership PD
GL	320-Recreation Infrastructure and Services BU	515-6303 Subscriptions	(250)	0	0	0	0	(250)	Completed
GL	320-Recreation Infrastructure and Services BU	515-6600 Telecommunication Expenses	200	0	0	0	0	200	Minor budget adjustments
GL	321-Recreation Services	521-5345 Facility Hire Revenue	0	0	6,000	0	0	(6,000)	Increase in casual bookings
GL	321-Recreation Services	522-5345 Facility Hire Revenue	0	0	8,000	0	0	(8,000)	New regular hirer in FY23
GL	321-Recreation Services	524-5345 Facility Hire Revenue	0	0	9,000	0	0	(9,000)	Increase casual bookings
GL	321-Recreation Services	525-5345 Facility Hire Revenue	0	0	4,000	0	0	(4,000)	Additional hirers
GL	321-Recreation Services	526-5345 Facility Hire Revenue	0	0	9,000	0	0	(9,000)	Increase regular hire
GL	321-Recreation Services	527-5345 Facility Hire Revenue	0	0	(3,000)	0	0	3,000	Decrease due to loss of hirer
GL	321-Recreation Services	530-5350 Hall Hire Revenue - Bibra Lake Community	0	0	6,000	0	0	(6,000)	Increase in casual use
GL	321-Recreation Services	530-5351 Hall Hire Revenue - Coogee Community Cen	0	0	6,000	0	0	(6,000)	Increase in regular and casual use



CITY OF COCKBURN MID-YEAR BUDGET REVIEW 2022-23									
			Expenditure	Transfer to Reserve	External Funding	Transfer from Reserve	Proceeds from Sale		
Ledger	Service Unit	Project/Account Number	(+/-)	(+/-)	(+/-)	(+/-)	(+/-)	Muni Impact	Comment
GL	321-Recreation Services	535-5345 Facility Hire Revenue	0	0	7,000	0	0	(7,000)	Increased regular hire usage
GL	321-Recreation Services	537-5345 Facility Hire Revenue	0	0	16,000	0	0	(16,000)	New facility - opened for hirers in September.
GL	321-Recreation Services	538-5345 Facility Hire Revenue	0	0	30,000	0	0	(30,000)	New facility - open for use for hirers from Sept
GL	321-Recreation Services	552-5324 Lease Revenue	0	0	2,000	0	0	(2,000)	Private tennis coach use
GL	321-Recreation Services	555-5905 Cockburn Facilities Access Cards	0	0	1,000	0	0	(1,000)	Minor Budget Adjustment
OP	321-Recreation Services	0054-Tennis Court Booking System - Scoping and Planning	(8,000)	0	0	0	0	(8,000)	Reduced expenditure based on advice from supplier Funds in 'quarantine'-Forward works relating to utilities- Consultation completed - did not enter budget packs in the past to this level of detail-Detailed design and contract documentation phases-Did not budget this level of detail 12 months ago.
CW	321-Recreation Services	4544-Beale Park Redevelopment	204,176	0	0	204,176	0	0	Project to tender Q3 - design review and internal PM charges-\$40k consultant fees-\$30k internal PM charges
CW	321-Recreation Services	4712-Malabar Park BMX Facility	70,000	0	70,000	0	0	0	
GL	322-Cockburn ARC	569-5415 Sale - Sundry Items	0	0	82,038	0	0	(82,038)	Solar reimbursement
GL	322-Cockburn ARC	569-5762 Reimbursement - Employee Contributions	0	0	759	0	0	(759)	Minor Budget Adjustment
GL	322-Cockburn ARC	569-5902 Banking Variances	0	0	830	0	0	(830)	Minor Budget Adjustment
GL	322-Cockburn ARC	569-5903 Service Credit Liability	0	0	3,548	0	0	(3,548)	Minor Budget Adjustment
GL	322-Cockburn ARC	569-6110 Conferences & Seminars	(2,887)	0	0	0	0	(2,887)	Minor Budget Adjustment
GL	322-Cockburn ARC	569-6112 Training Expenses	(1,073)	0	0	0	0	(1,073)	Minor Budget Adjustment
GL	322-Cockburn ARC	569-6121 Uniforms	169	0	0	0	0	169	Minor Budget Adjustment
GL	322-Cockburn ARC	569-6215 Bank Charges	56,041	0	0	0	0	56,041	Increased based on July to December data which was significantly over the \$13k which was budgeted.
GL	322-Cockburn ARC	569-6222 Cash Collection Expenses	(924)	0	0	0	0	(924)	Minor adjustment based on Jan to Jun.
GL	322-Cockburn ARC	569-6224 Catering	(438)	0	0	0	0	(438)	Minor Budget Adjustment
GL	322-Cockburn ARC	569-6228 Cleaning Expenses - Contract	(89,113)	0	0	0	0	(89,113)	New Cleaning contract awarded in November 2022. Periodicals are estimated to be over \$75k per annum.
GL	322-Cockburn ARC	569-6227 Cleaning Expenses - Materials	(5,117)	0	0	0	0	(5,117)	Minor Budget Adjustment
GL	322-Cockburn ARC	569-6229 Professional Services	400	0	0	0	0	400	Consultant fees for team development, business improvement etc.
GL	322-Cockburn ARC	569-6234 Consumables	11,964	0	0	0	0	11,964	Due to higher-than-expected swim school numbers, additional membership cards have been purchased
GL	322-Cockburn ARC	569-6267 Equipment Maintenance	(1,250)	0	0	0	0	(1,250)	Minor Budget Adjustment
GL	322-Cockburn ARC	569-6267 Legal Expenses	(2,000)	0	0	0	0	(2,000)	Minor Budget Adjustment
GL	322-Cockburn ARC	569-6273 Marketing	164	0	0	0	0	164	Minor Budget Adjustment
GL	322-Cockburn ARC	569-6278 Minor Furniture & Equipment	(4,301)	0	0	0	0	(4,301)	Minor Budget Adjustment
GL	322-Cockburn ARC	569-6282 Photocopying Expenses	2,403	0	0	0	0	2,403	Minor Budget Adjustment
GL	322-Cockburn ARC	569-6287 Printing & Stationery	(1,156)	0	0	0	0	(1,156)	Minor Budget Adjustment
GL	322-Cockburn ARC	569-6289 Promotion	14,495	0	0	0	0	14,495	Increase due to cost of merchandise for new joiner member pack shipping costs increasing due to coming from China.
GL	322-Cockburn ARC	569-6297 Services & Contracts	(15,381)	0	0	0	0	(15,381)	Significant reduction in the cost of indoor plant hire with the implementation of a new service contract
GL	322-Cockburn ARC	569-6299 Software Support Expenses	17,313	0	0	0	0	17,313	Consolidated software expenses which had previously been spread over other line items.
GL	322-Cockburn ARC	569-6303 Subscriptions	(5,334)	0	0	0	0	(5,334)	centre wide subscriptions moved here from individual areas
GL	322-Cockburn ARC	569-6304 Sundry Minor Expenses	(734)	0	0	0	0	(734)	Minor Budget Adjustment
GL	322-Cockburn ARC	569-6319 First Aid Supplies	1,707	0	0	0	0	1,707	Additional equipment has been required to manage covid -19 including increased latex gloves, face masks.
GL	322-Cockburn ARC	569-6328 Website Development	848	0	0	0	0	848	Increase due to online swim school enrolment web fixes.
GL	322-Cockburn ARC	569-6354 Functions	582	0	0	0	0	582	Increase in merchandise costs due to shipping from China
GL	322-Cockburn ARC	569-6600 Telecommunication Expenses	1,295	0	0	0	0	1,295	Minor Budget Adjustment
GL	322-Cockburn ARC	569-6620 Gas Expenses	154,096	0	0	0	0	154,096	Geothermal progressing
GL	322-Cockburn ARC	569-6630 Power Expenses	(80,057)	0	0	0	0	(80,057)	Adjustment based on actuals
GL	322-Cockburn ARC	569-6640 Water Expenses	(4,728)	0	0	0	0	(4,728)	Minor Budget Adjustment

CITY OF COCKBURN MID-YEAR BUDGET REVIEW 2022-23									
			Expenditure	Transfer to Reserve	External Funding	Transfer from Reserve	Proceeds from Sale		
Ledger	Service Unit	Project/Account Number	(+/-)	(+/-)	(+/-)	(+/-)	(+/-)	Muni Impact	Comment
GL	322-Cockburn ARC	599-6627 Interest Expense – Leased Assets	(18)	0	0	0	0	(18)	Leased Asset Interest
GL	322-Cockburn ARC	599-6831 Security Services	59,987	0	0	0	0	59,987	Security contract increased
GL	322-Cockburn ARC	600-5603 Admission Fee	0	0	21,105	0	0	(21,105)	Minor Budget Adjustment
GL	322-Cockburn ARC	600-5604 Membership Fee	0	0	(113,380)	0	0	113,360	Membership lines have been adjusted to include centre pass and incorrectly distributed revenue from other account lines.
GL	322-Cockburn ARC	600-5618 Other Hire and Rental Charges	0	0	(8,693)	0	0	8,693	Minor Budget Adjustment
GL	322-Cockburn ARC	600-6040 C ARC Salaries - Casual	37,041	0	0	0	0	37,041	Hourly rate has been updated to reflect the CoC approved pay increase for staff
GL	322-Cockburn ARC	600-6045 C ARC Overtime Penalty Rates Casual	2,720	0	0	0	0	2,720	Minor Budget Adjustment
GL	322-Cockburn ARC	600-6100 Superannuation	4,266	0	0	0	0	4,266	Minor Budget Adjustment
GL	322-Cockburn ARC	600-6110 Conferences & Seminars	(110)	0	0	0	0	(110)	Minor Budget Adjustment
GL	322-Cockburn ARC	600-6112 Training Expenses	(4,655)	0	0	0	0	(4,655)	Minor Budget Adjustment
GL	322-Cockburn ARC	600-6229 Professional Services	(8,129)	0	0	0	0	(8,129)	Slight increase to professional fees to account for several OP projects relating to plantroom maintenance and operations, including pump functionality and heat exchanger productivity
GL	322-Cockburn ARC	600-6234 Consumables	(336)	0	0	0	0	(336)	Minor Budget Adjustment
GL	322-Cockburn ARC	600-6257 Equipment Maintenance	16,966	0	0	0	0	16,966	Unexpected flooding of the slide pump room has resulted in unplanned repairs and replacement of equipment
GL	322-Cockburn ARC	600-6278 Minor Furniture & Equipment	11,103	0	0	0	0	11,103	Urgent requirement to replace filter flex tubes which were not originally budgeted have resulted in additional unexpected increase to account. This has been offset with saving in other minor accounts
GL	322-Cockburn ARC	600-6285 Pool Chemicals	44,131	0	0	0	0	44,131	Increased pricing structure to the existing chemical contracted was approved by procurement to ensure supply chain issues did not impact facility operations. Supplier increases are being witnessed for most service contracts
GL	322-Cockburn ARC	600-6289 Promotion	(2,500)	0	0	0	0	(2,500)	Minor Budget Adjustment
GL	322-Cockburn ARC	600-6297 Services & Contracts	(9,329)	0	0	0	0	(9,329)	Minor Budget Adjustment
GL	322-Cockburn ARC	600-6303 Subscriptions	(32)	0	0	0	0	(32)	Minor Budget Adjustment
GL	322-Cockburn ARC	601-5605 Learn to Swim Revenue	0	0	181,891	0	0	(181,891)	Swim school membership numbers have been increased over the next 6 months based on current performance. Outperformed predictions in the first 6 months
GL	322-Cockburn ARC	601-6040 C ARC Salaries - Casual	30,031	0	0	0	0	30,031	Hourly rate increased to reflect recent CoC approved pay increase
GL	322-Cockburn ARC	601-6045 C ARC Overtime Penalty Rates Casual	5,850	0	0	0	0	5,850	Minor Budget Adjustment
GL	322-Cockburn ARC	601-6100 Superannuation	3,928	0	0	0	0	3,928	Minor Budget Adjustment
GL	322-Cockburn ARC	601-6110 Conferences & Seminars	1,080	0	0	0	0	1,080	Minor Budget Adjustment
GL	322-Cockburn ARC	601-6112 Training Expenses	(964)	0	0	0	0	(964)	Minor Budget Adjustment
GL	322-Cockburn ARC	601-6278 Minor Furniture & Equipment	(3,955)	0	0	0	0	(3,955)	Minor Budget Adjustment
GL	322-Cockburn ARC	601-6289 Promotion	(390)	0	0	0	0	(390)	Minor Budget Adjustment
GL	322-Cockburn ARC	601-6303 Subscriptions	(800)	0	0	0	0	(800)	Worldwide Swim, Austswim and swim Australia subscriptions
GL	322-Cockburn ARC	603-5603 Admission Fee	0	0	1,364	0	0	(1,364)	Minor Budget Adjustment
GL	322-Cockburn ARC	603-5604 Membership Fee	0	0	28,998	0	0	(28,998)	Forecast variance of \$29,000
GL	322-Cockburn ARC	603-5617 Term Program Revenue	0	0	(2,645)	0	0	2,645	Will look to launch term programs next FY dependent on expansion timeline
GL	322-Cockburn ARC	603-5618 Other Hire and Rental Charges	0	0	2,098	0	0	(2,098)	Minor Budget Adjustment
GL	322-Cockburn ARC	603-6040 C ARC Salaries - Casual	15,654	0	0	0	0	15,654	Jul to Dec monthly's not actuals
GL	322-Cockburn ARC	603-6100 Superannuation	1,795	0	0	0	0	1,795	Minor Budget Adjustment
GL	322-Cockburn ARC	603-6112 Training Expenses	(2,020)	0	0	0	0	(2,020)	Minor Budget Adjustment
GL	322-Cockburn ARC	603-6257 Equipment Maintenance	(243)	0	0	0	0	(243)	AV and cycle bikes servicing
GL	322-Cockburn ARC	603-6278 Minor Furniture & Equipment	(70)	0	0	0	0	(70)	Disability equipment- wheelchair trainer, wheelchair scales and equipment
GL	322-Cockburn ARC	603-6303 Subscriptions	(236)	0	0	0	0	(236)	Minor Budget Adjustment



CITY OF COCKBURN MID-YEAR BUDGET REVIEW 2022-23									
			Expenditure	Transfer to Reserve	External Funding	Transfer from Reserve	Proceeds from Sale		
Ledger	Service Unit	Project/Account Number	(+/-)	(+/-)	(+/-)	(+/-)	(+/-)	Muni Impact	Comment
GL	322-Cockburn ARC	603-6304 Sundry Minor Expenses	(2,547)	0	0	0	0	(2,547)	Reduced expenditure
GL	322-Cockburn ARC	608-5604 Membership Fee	0	0	(25,768)	0	0	25,768	Joining fees reviewed relying on first half data, as original budget was based on COVID estimates.
GL	322-Cockburn ARC	608-6040 C ARC Salaries - Casual	(2,142)	0	0	0	0	(2,142)	Minor Budget Adjustment
GL	322-Cockburn ARC	608-6100 Superannuation	(133)	0	0	0	0	(133)	Minor Budget Adjustment
GL	322-Cockburn ARC	608-6112 Training Expenses	(1,500)	0	0	0	0	(1,500)	External sales + management training
GL	322-Cockburn ARC	608-6278 Minor Furniture & Equipment	(900)	0	0	0	0	(900)	Replacement headsets, clipboards, sales materials.
GL	322-Cockburn ARC	608-6303 Subscriptions	(3,360)	0	0	0	0	(3,360)	MYR - Moved Keep Me license fees to Overheads - Software Support
GL	322-Cockburn ARC	640-6000 Salaries	5,248	0	0	0	0	5,248	Minor Budget Adjustment
GL	322-Cockburn ARC	640-6040 C ARC Salaries - Casual	(2,103)	0	0	0	0	(2,103)	Minor Budget Adjustment
GL	322-Cockburn ARC	640-6100 Superannuation	996	0	0	0	0	996	Minor Budget Adjustment
GL	322-Cockburn ARC	640-6112 Training Expenses	(1,460)	0	0	0	0	(1,460)	Minor Budget Adjustment
GL	322-Cockburn ARC	640-6278 Minor Furniture & Equipment	534	0	0	0	0	534	Minor Budget Adjustment
GL	322-Cockburn ARC	641-6318 Creche Fees	0	0	(7,250)	0	0	7,250	Creche attendance down on budget- offset by reduced staffing cost
GL	322-Cockburn ARC	641-6345 Facility Hire Revenue	0	0	1,364	0	0	(1,364)	Facility hire captured in Indoor play centre
GL	322-Cockburn ARC	641-6547 Birthday Parties	0	0	12,515	0	0	(12,515)	Birthday parties gaining more traction and awareness providing an all-year round experience
GL	322-Cockburn ARC	641-6564 Indoor Play Centre	0	0	610	0	0	(610)	Minor Budget Adjustment
GL	322-Cockburn ARC	641-6617 Term Program Revenue	0	0	4,641	0	0	(4,641)	Minor Budget Adjustment
GL	322-Cockburn ARC	641-6040 C ARC Salaries - Casual	20,410	0	0	0	0	20,410	Increase in staff cost in May and June for training for launch of holiday clinics
GL	322-Cockburn ARC	641-6100 Superannuation	2,183	0	0	0	0	2,183	Minor Budget Adjustment
GL	322-Cockburn ARC	641-6112 Training Expenses	(92)	0	0	0	0	(92)	Launch of School holiday programs in July
GL	322-Cockburn ARC	641-6278 Minor Furniture & Equipment	7,078	0	0	0	0	7,078	Increased budget to purchase equipment for school holiday program launch
GL	322-Cockburn ARC	645-5603 Admission Fee	0	0	9,992	0	0	(9,992)	Forecasting a \$10,000 variance due to increased casual shooters
GL	322-Cockburn ARC	645-5608 Netball Revenue	0	0	19,271	0	0	(19,271)	Have seen higher netball team registrations than budget-forecast \$19,000 variance
GL	322-Cockburn ARC	645-5607 Soccer Revenue	0	0	(2,247)	0	0	2,247	Did not run junior soccer clinics this year due to low demand
GL	322-Cockburn ARC	645-5608 Basketball Revenue	0	0	37,023	0	0	(37,023)	Basketball competition booming. Very popular sport. \$37,000 variance
GL	322-Cockburn ARC	645-5610 Sports General revenue	0	0	1,736	0	0	(1,736)	Volleyball competition revenue
GL	322-Cockburn ARC	645-5617 Term Program Revenue	0	0	5,401	0	0	(5,401)	Moved coaching clinics to Term program revenue to allow greater oversight. Forecast variance \$5400
GL	322-Cockburn ARC	645-5618 Other Hire and Rental Charges	0	0	36,414	0	0	(36,414)	Bookings strong through first half of FY. Forecast \$36,000 Variance.
GL	322-Cockburn ARC	645-6000 Salaries	68,277	0	0	0	0	68,277	Staff adjustments to reflect work programs
GL	322-Cockburn ARC	645-6040 C ARC Salaries - Casual	30,058	0	0	0	0	30,058	Increase in team numbers directly relating to higher staff requirement to umpire games
GL	322-Cockburn ARC	645-6100 Superannuation	9,331	0	0	0	0	9,331	Minor Budget Adjustment
GL	322-Cockburn ARC	645-6112 Training Expenses	(36)	0	0	0	0	(36)	Included Aboriginal Awareness and Disability Awareness training
GL	322-Cockburn ARC	645-6257 Equipment Maintenance	(6,571)	0	0	0	0	(6,571)	Scoreboards discontinued requiring replacement as below. Saved on repairs but require replacement
GL	322-Cockburn ARC	645-6278 Minor Furniture & Equipment	52,818	0	0	0	0	52,818	Replacement scoreboards for all courts budgeted at \$55,000 in June. Ideally would be capital works but is required as a matter of priority
GL	322-Cockburn ARC	645-6289 Promotion	(46)	0	0	0	0	(46)	Launching School Holiday programs in May/June
GL	322-Cockburn ARC	645-6303 Subscriptions	(435)	0	0	0	0	(435)	Spawtz software licensing and transaction fees

CITY OF COCKBURN MID-YEAR BUDGET REVIEW 2022-23									
			Expenditure	Transfer to Reserve	External Funding	Transfer from Reserve	Proceeds from Sale		
Ledger	Service Unit	Project/Account Number	(+/-)	(+/-)	(+/-)	(+/-)	(+/-)	Muni Impact	Comment
GL	322-Cockburn ARC	646-5619 Sale of Merchandise and Retail Items	0	0	(52,080)	0	0	52,080	Due to lack of stock over early months of the financial year, plus reduced attendances, overall revenue has been revised at \$110758.58.
GL	322-Cockburn ARC	646-6210 Materials	(19,831)	0	0	0	0	(19,831)	Increase of stock type to include member merchandise, such as hoodies as agreed with FFC
GL	322-Cockburn ARC	648-5482 Personal Training	0	0	11,454	0	0	(11,454)	Yet to cease PT
GL	322-Cockburn ARC	648-5603 Admission Fee	0	0	5,301	0	0	(5,301)	Higher than expected Centre pass sales
GL	322-Cockburn ARC	648-5604 Membership Fee	0	0	393,979	0	0	(393,979)	Targeting high member growth Jan to April and then hold numbers into Winter
GL	322-Cockburn ARC	648-5617 Term Program Revenue	0	0	554	0	0	(554)	Looking to add additional programming on Gym floor as a paid premium product- Small Group Training, ARC Run programs and virtual appraisals (all yet to be finalised)
GL	322-Cockburn ARC	648-5700 Contributions, Donations & Reimbursement	0	0	1,325	0	0	(1,325)	City memberships- Wellbeing program
GL	322-Cockburn ARC	648-8000 Salaries	120	0	0	0	0	120	New Supervisor and Part-time Senior roles added as part of ARC restructure. New salaries for Senior roles not showing until approved (\$75,000 total)
GL	322-Cockburn ARC	648-8040 C ARC Salaries - Casual	24,425	0	0	0	0	24,425	July to Dec monthly actuals not correct. \$11536 to be journalled in Jan from Casuals to salaries line. Saving \$6,000 for casual salaries for FY
GL	322-Cockburn ARC	648-8100 Superannuation	2,582	0	0	0	0	2,582	Minor Budget Adjustment
GL	322-Cockburn ARC	648-8112 Training Expenses	98	0	0	0	0	98	MW digital training and Techno SGT training
GL	322-Cockburn ARC	648-8266 Equipment Leasing Expenses	45,783	0	0	0	0	45,783	Budgeting to upgrade existing cardio and pin-loaded that expired 3 and 1 year ago respectively in June
GL	322-Cockburn ARC	648-8278 Minor Furniture & Equipment	3,692	0	0	0	0	3,692	New Kiosk, Hack Squat and lifting cells rig plus weights for stage 1 upgrade
GL	322-Cockburn ARC	648-8303 Subscriptions	3,951	0	0	0	0	3,951	Subscriptions over. Have upgraded to Live UI for Cardio Equipment.
GL	322-Cockburn ARC	648-8304 Sundry Minor Expenses	(61)	0	0	0	0	(61)	Minor Budget Adjustment
CW	322-Cockburn ARC	1694-Chlorine Generator Replacement	70,800	0	0	70,800	0	0	Merging with project with 1696, chlorinator and pool filtration will be executed under the same project.
CW	322-Cockburn ARC	1696-Pool Filtration Backwash Upgrade	(70,800)	0	0	(70,800)	0	0	Moved to Project "1694" as works being done in under then one contract.
OP	322-Cockburn ARC	4920-Cockburn ARC Fremantle Football Club	0	0	3,572	0	0	(3,572)	Minor Budget Adjustment
OP	322-Cockburn ARC	4921-Cockburn ARC Allied Health	0	0	1,492	0	0	(1,492)	Minor Budget Adjustment
CW	322-Cockburn ARC	4972-Geothermal System Repair ARC	120,000	0	0	120,000	0	0	Funding additional Geo works to have recommissioned. Further Geo works required in Jan/Feb 23 to re-commission.
CW	322-Cockburn ARC	6468-Replacement Gas Boilers	50,000	0	0	50,000	0	0	Additional fund to come out of ARC maintenance reserve due to escalation of prices.
CW	322-Cockburn ARC	6471-Signage upgrade	40,000	0	0	40,000	0	0	Moved funding from CW9978-merged with External Branding screen project "9978".
OP	322-Cockburn ARC	887-Cockburn ARC Building Maintenance	(27,476)	0	0	0	0	(27,476)	Reduction of \$27k to account
CW	322-Cockburn ARC	9978-External branding screen - Entrance Cockburn ARC	(40,000)	0	0	(40,000)	0	0	Merged with Signage upgrade project 6471
GL	323-Port Coogee Marina	836-5599 Marina Pen Fees - Direct	0	0	27,238	0	0	(27,238)	Slight increase to revenue of \$30,000 for a 75% occupancy by end FY22/23.
GL	323-Port Coogee Marina	836-6000 Salaries	24,978	0	0	0	0	24,978	
GL	323-Port Coogee Marina	836-8100 Superannuation	111	0	0	0	0	111	Minor Budget Adjustment
OP	323-Port Coogee Marina	6254-Port Coogee Marina Pens	0	0	12,357	0	0	(12,357)	\$9k received from July electricity billing and \$13k due for January 2023 read. Increase includes marina expansion pens.
OP	323-Port Coogee Marina	6255-Port Coogee Marina External Walkways	(59,009)	0	0	0	0	(59,009)	Infrastructure Department Adjustment
OP	323-Port Coogee Marina	7858-Marina Fire and Safety Compliance	(10,000)	0	0	0	0	(10,000)	Will not be requiring funds for this project in the current FY
OP	323-Port Coogee Marina	7859-Fuel Facility	(5,658)	0	0	0	0	(5,658)	Minor Budget Adjustment
CW	330-Community Development and Services Business Unit	4715-Calleya Estate 'Treeby' Community Centre	32,808	0	0	32,808	0	0	Additional funds to address balance of funds shortfall



CITY OF COCKBURN MID-YEAR BUDGET REVIEW 2022-23									
			Expenditure	Transfer to Reserve	External Funding	Transfer from Reserve	Proceeds from Sale		
Ledger	Service Unit	Project/Account Number	(+/-)	(+/-)	(+/-)	(+/-)	(+/-)	Muni Impact	Comment
CW	330-Community Development and Services Business Unit	4716-Aboriginal Cultural Centre	600,000	0	0	600,000	0	0	Required budget to progress and complete Design stage
GL	331-Childcare Services	230-6000 Salaries	12,137	0	0	0	0	12,137	Reduced staff hours
GL	331-Childcare Services	230-6100 Superannuation	133	0	0	0	0	133	Minor Budget Adjustment
GL	332-Family and Community Development	629-6000 Salaries	(18,131)	0	0	0	0	(18,131)	Minor Budget Adjustment
GL	332-Family and Community Development	629-6100 Superannuation	(1,890)	0	0	0	0	(1,890)	Minor Budget Adjustment
OP	332-Family and Community Development	9227-Aboriginal Awareness Training	10,000	0	0	0	0	10,000	Minor Budget Adjustment
OP	332-Family and Community Development	9407-Mobile Activities Van	5,000	0	0	0	0	5,000	Minor Budget Adjustment
OP	332-Family and Community Development	9493-Volunteer Awards & Celebration	5,000	0	0	0	0	5,000	Minor Budget Adjustment
OP	332-Family and Community Development	DAIP - Consultant to come review	30,000	0	0	0	0	30,000	DAIP - consultant to review
GL	333-Youth Services	255-5307 Client Fees	0	0	5,000	0	0	(5,000)	Increased in line with revenue received last financial year.
GL	333-Youth Services	255-6288 Program Costs	5,000	0	0	0	0	5,000	Increased to reflect projected revenue increase and to cover rising venue entry costs
GL	333-Youth Services	323-6288 Program Costs	1,000	0	0	0	0	1,000	Increased by \$1000 from 6363
GL	333-Youth Services	323-6363 Creche Expenses	(1,000)	0	0	0	0	(1,000)	\$1000 moved to program costs 6288. Please delete this line.
GL	333-Youth Services	329-6273 Marketing	(2,500)	0	0	0	0	(2,500)	Transferred to 6288 - Program costs
GL	333-Youth Services	329-6288 Program Costs	2,500	0	0	0	0	2,500	Increased by \$2,500 (transferred from 6273 - Marketing)
GL	333-Youth Services	330-6288 Program Costs	4,168	0	0	0	0	4,168	Minor Budget Adjustment
GL	333-Youth Services	330-6330 Vehicle Leasing Expenses	(5,000)	0	0	0	0	(5,000)	City has now purchased vehicle outright. T/F funds to 6288 programs costs
GL	333-Youth Services	400-6288 Program Costs	(1,000)	0	0	0	0	1,000	Reduced by \$1000 and placed in 6304-Sundry Minor Expenses
GL	333-Youth Services	400-6304 Sundry Minor Expenses	1,000	0	0	0	0	1,000	Increased by \$1000 from 6288-Program Cost
GL	334-Cockburn Care	410-6297 Services & Contracts	(20,000)	0	0	0	0	(20,000)	Moved from services and contracts to subscriptions to cover the cost of monthly subscription new client management system.
GL	334-Cockburn Care	410-6303 Subscriptions	20,000	0	0	0	0	20,000	To cover cost of subscription for new client management system
GL	334-Cockburn Care	414-6297 Services & Contracts	30,000	0	0	0	0	30,000	Contribution to transport costs and engagement of NDIS consultant for the pending review.
GL	334-Cockburn Care	414-4733 Transfer from Res - Restricted Grants & Contributions	0	0	0	30,000	0	(30,000)	Contribution to transport costs and engagement of NDIS consultant for the pending review.
GL	334-Cockburn Care	445-6297 Services & Contracts	(10,000)	0	0	0	0	(10,000)	Minor Budget Adjustment
GL	334-Cockburn Care	445-6303 Subscriptions	10,000	0	0	0	0	10,000	to cover cost of client management monthly maintenance services. subscriptions in industry key stakeholder groups in regard to client contract in line with Aged Care funding.
GL	334-Cockburn Care	445-5119 Grant - Operational (Federal)	0	0	300,000	0	0	(300,000)	Fully recovered from Govt funding. Est based on HCP client products and services which is then charged back to the client

CITY OF COCKBURN MID-YEAR BUDGET REVIEW 2022-23									
			Expenditure	Transfer to Reserve	External Funding	Transfer from Reserve	Proceeds from Sale		
Ledger	Service Unit	Project/Account Number	(+/-)	(+/-)	(+/-)	(+/-)	(+/-)	Muni Impact	Comment
GL	334-Cockburn Care	445-6813 Reimbursement of Expenses	300,000	0	0	0	0	300,000	Fully recovered from Govt funding . Est based on HCP client products and services which is then charged back to the client
GL	335-Senior Services	420-6282 Photocopying Expenses	3,332	0	0	0	0	3,332	This is to cater for printing for Seniors who can not access electronic versions of programs
OP	335-Senior Services	8286-Health Life Style Expo for Over 55s	9,000	0	0	0	0	9,000	Monies received from other council this will be spent on the expo
GL	340-Community Safety and Ranger Business Unit Management	185-6000 Salaries	1,739	0	0	0	0	1,739	Increase to cover annual increase
GL	340-Community Safety and Ranger Business Unit Management	185-6100 Superannuation	28	0	0	0	0	28	Minor Budget Adjustment
GL	341-Rangers	165-6267 Legal Expenses	2,000	0	0	0	0	2,000	Legal cost to support Ranger Services.
GL	341-Rangers	170-5396 Parking Infringements & Penalties	0	0	(50,000)	0	0	50,000	Income expense needs to be transferred to the Parking Operations Service Unit. The income amount will decrease due to labor gaps, training and delay in implementing the mobile license plate recognition system.
GL	341-Rangers	170-6226 Cleaning Expenses - Contract	(1,000)	0	0	0	0	(1,000)	Minor Budget Adjustment
GL	341-Rangers	170-6267 Legal Expenses	16,000	0	0	0	0	16,000	Increase to cover carry-over legal expenses from previous year.
GL	341-Rangers	180-6600 Telecommunication Expenses	18,000	0	0	0	0	18,000	Increase use of data for remote operation
OP	341-Rangers	4681-LcRaWN Community Safety Pilot Project	(30,000)	0	0	0	0	(30,000)	\$30k is realistic for this FY, with further expenditure next FY.
OP	341-Rangers	4682-AI Parking Solution	10,000	0	0	0	0	10,000	Minor Budget Adjustment
OP	341-Rangers	6286 - ESRI Operating System for Rangers and Fire Management	(8,863)	0	0	0	0	(8,863)	Carry over funding from the previous FY.
GL	342-CoSafe Security Services	177-6000 Salaries	72,677	0	0	0	0	72,677	Adjustment to reflect structural changes
GL	342-CoSafe Security Services	177-6100 Superannuation	549	0	0	0	0	549	Minor Budget Adjustment
GL	342-CoSafe Security Services	177-6289 Promotion	(4,000)	0	0	0	0	(4,000)	New signage plan for Mobile CCTV (some SU cost recovery possible from other city promotions). Decrease in printing and stationary to increasing spend on digital media.
GL	342-CoSafe Security Services	177-6297 Services & Contracts	(100,000)	0	0	0	0	(100,000)	Project Scope Amendment
GL	343-Fire and Emergency Services	160-5323 Fines & Penalties	0	0	(5,000)	0	0	5,000	Improved community compliance by increased proactive inspections in recent years is seeing a downward trend on offending.
GL	344-Safer Cities	171-6289 Promotion	(500)	0	0	0	0	(500)	Transfer \$500 to GL 171-6381
GL	344-Safer Cities	171-6381 Refreshments (Non FBT)	500	0	0	0	0	500	Transfer \$500 over from GL 171-6289
GL	344-Safer Cities	183-6000 Salaries	15,028	0	0	0	0	15,028	Added \$15,000 for Reclassification & overtime allowances.
GL	344-Safer Cities	183-6100 Superannuation	25	0	0	0	0	25	Due to increased super costs for reclass of position.



CITY OF COCKBURN MID-YEAR BUDGET REVIEW 2022-23									
			Expenditure	Transfer to Reserve	External Funding	Transfer from Reserve	Proceeds from Sale		
Ledger	Service Unit	Project/Account Number	(+/-)	(+/-)	(+/-)	(+/-)	(+/-)	Muni Impact	Comment
CW	344-Safer Cities	1687-Safer Coolbellup Project	35,250	0	0	35,250	0	0	Amendments to project scope
CW	344-Safer Cities	1688-Atwell Skate Park CCTV	1,189	0	0	0	0	1,189	Complete minor carry-over works from last FY. Based on increased project complexity due to restrictions imposed by Western Power and changing their methodology part way through the project installation. This cost has been confirmed by the installer.
CW	344-Safer Cities	1690-Harvest Lakes Village CCTV	10,000	0	0	10,000	0	0	Further requirement to increase number of body cameras to ensure workable system by entire business unit. + 12K - 3 x BWC for casual Ranger/Patrol officer increase. Offset by Ranger parking revenue increase.
OP	344-Safer Cities	9639-Additional Body Cameras	13,000	0	0	0	0	13,000	Minor Budget Adjustment
GL	348-Service Support	181-6000 Salaries	12,170	0	0	0	0	12,170	Minor Budget Adjustment
GL	348-Service Support	181-6100 Superannuation	(5,431)	0	0	0	0	(5,431)	Minor Budget Adjustment
GL	410-Development Assessment and Compliance Business Unit	215-6100 Superannuation	34	0	0	0	0	34	Minor Budget Adjustment
GL	411-Building Services	730-6267 Legal Expenses	20,000	0	0	0	0	20,000	16 Hybrid & 12 Thackeray, both likely prosecutions to commence/continue.
GL	412-Statutory Planning	500-6000 Salaries	124,287	0	0	0	0	124,287	Acting roles and additional salary for undergraduate.
GL	412-Statutory Planning	500-6100 Superannuation	12,676	0	0	0	0	12,676	Increase in Super costs due to salary adjustments
GL	412-Statutory Planning	500-6109 Accommodation Expenses	(1,500)	0	0	0	0	(1,500)	Recommend reducing as accommodation unlikely to be required this financial year.
GL	412-Statutory Planning	500-6287 Printing & Stationery	1,000	0	0	0	0	1,000	Comms Team expectations have risen with respect to advertising costs (to a greater distance, change to signage)
GL	412-Statutory Planning	500-6304 Sundry Minor Expenses	(250)	0	0	0	0	(250)	Minor Budget Adjustment
GL	412-Statutory Planning	500-6600 Telecommunication Expenses	1,000	0	0	0	0	1,000	Minor Budget Adjustment
GL	413-Public Health	200-6000 Salaries	(142,805)	0	0	0	0	(142,805)	Reduction in salaries
GL	413-Public Health	200-6100 Superannuation	(68)	0	0	0	0	(68)	Minor Budget Adjustment
OP	413-Public Health	9050-Contaminated Sites Investigation (Council Owned Sites)	40,000	0	0	40,000	0	0	Engagement of consultant to complete investigation works
GL	414-Subdivisional	868-6150 Fringe Benefits Tax	1,000	0	0	0	0	1,000	Potential increase due to purchase of iPad for Landscape role. Added 50% of potential cost of iPad.
GL	414-Subdivisional	868-6206 Advertising Expenses	(150)	0	0	0	0	(150)	Can be reduced, as we can utilise Stat Planning budget now.
GL	414-Subdivisional	868-6229 Professional Services	(5,000)	0	0	0	0	(5,000)	Can be reduced this financial year.
GL	414-Subdivisional	868-6287 Printing & Stationery	(250)	0	0	0	0	(250)	Can be reduced as this can be taken out of Stat Planning budget.
GL	414-Subdivisional	868-6292 Publications	(1,000)	0	0	0	0	(1,000)	Can be reduced this financial year.
GL	414-Subdivisional	868-6325 Software Development	(1,000)	0	0	0	0	(1,000)	This can be reduced given no spend.
GL	414-Subdivisional	868-6600 Telecommunication Expenses	200	0	0	0	0	200	Minor Budget Adjustment
OP	422-Transport and Traffic	0098-Road works constructions – review and reports	100,000	0	0	0	0	100,000	Increasing existing allowance to meet requirements Contract No: C100777. Contract is effective from 05 February 2021 for the principal period of three (3) years. Contract value: \$599,040 (Ex GST).

CITY OF COCKBURN MID-YEAR BUDGET REVIEW 2022-23									
			Expenditure	Transfer to Reserve	External Funding	Transfer from Reserve	Proceeds from Sale		
Ledger	Service Unit	Project/Account Number	(+/-)	(+/-)	(+/-)	(+/-)	(+/-)	Muni Impact	Comment
		2375-TRAFFIC SAFETY MANAGEMENT - Traffic calming & minor works	21,026	0	0	0	0	21,026	Project completed with additional funds required - Additional funds to be taken from savings in project 6197 - Coolbellup Ave Shared Path
CW	422-Transport and Traffic	4696-Cockburn Road Orsino to Kieseley path with Traffic Signals	(138,700)	0	0	(138,700)	0	0	As per Above comment - Added
CW	422-Transport and Traffic	6197-Coolbellup Ave Shared Path	(21,026)	0	0	(21,026)	0	0	As per above funding CW2375
		6225-Coogee Primary School Childrens Crossing	42,432	0	0	42,432	0	0	Project requires additional \$42,432 to cover for service relocations required to complete project. Proposed to fund from (\$42,432) savings in 4999 (22/23) - Cockburn Rd - Orsino to Kieseley Path. 4999 budget will be reconsidered in 23/24 FY
CW	422-Transport and Traffic	6225-Coogee Primary School Childrens Crossing	42,432	0	0	42,432	0	0	Project requires additional \$42,432 to cover for service relocations required to complete project. Proposed to fund from (\$42,432) savings in 4999 (22/23) - Cockburn Rd - Orsino to Kieseley Path. 4999 budget will be reconsidered in 23/24 FY
GL	423-Strategic Planning	505-5421 Structure Plan Fees	0	0	(42,000)	0	0	42,000	expecting 1-2 more LSP's within current FY
GL	423-Strategic Planning	505-6206 Advertising Expenses	(10,000)	0	0	0	0	(10,000)	LPS Advertising completed well under budget
GL	423-Strategic Planning	892-6767 DCA Contributions TF to Liability	0	0	(345,000)	0	0	345,000	Difficult to budget for DCAs with the current market
GL	423-Strategic Planning	892-6762 Owners Contributions	0	0	345,000	0	0	(345,000)	Difficult to budget for DCAs with the current market
GL	423-Strategic Planning	897-6767 DCA Contributions TF to Liability	0	0	(74,200)	0	0	74,200	Difficult to budget for DCAs with the current market
GL	423-Strategic Planning	897-6762 Owners Contributions	0	0	74,200	0	0	(74,200)	Difficult to budget for DCAs with the current market
GL	423-Strategic Planning	901-6767 DCA Contributions TF to Liability	0	0	(163,000)	0	0	163,000	Difficult to budget for DCAs with the current market
GL	423-Strategic Planning	901-6762 Owners Contributions	0	0	163,000	0	0	(163,000)	Difficult to budget for DCAs with the current market
GL	423-Strategic Planning	907-6767 DCA Contributions TF to Liability	0	0	(90,000)	0	0	90,000	Difficult to budget for DCAs in current market
GL	423-Strategic Planning	907-6762 Owners Contributions	0	0	90,000	0	0	(90,000)	Difficult to budget for DCAs in current market
OP	423-Strategic Planning	9080-Consultancy costs for DCAs except 13 review	12,738	0	12,738	0	0	0	Current supplier charged more for this year review-unexpected cost incurred due to current supplier could not provide costings
GL	424-Community Planning	853-5801 Distributed - DCP 11 Developer Contributions	0	0	(10,000)	0	0	10,000	Slow uptake in development within this DCP - allocation moved to DCA13
GL	424-Community Planning	853-5803 Distributed - DCP 13 Developer Contributions	0	0	10,000	0	0	(10,000)	DCA11 \$10K allocation moved here due to slow uptake in DCA11
CW	432-Environmental Management, Policy and Planning	4971-LED Street Light Trial	(9,628,812)	0	0	(9,628,812)	0	0	LED Streetlighting projects contract not yet finalised
CW	432-Environmental Management, Policy and Planning	6448-C.Y. O'Connor Beach Access Track Improvements	10,952	0	0	0	0	10,952	Transfer \$8910 from OP 6266 Ngarkal Beach Maintenance & \$2042 from OP 8105 Env Operations
CW	432-Environmental Management, Policy and Planning	6498-Beelilar Water Management Project	(100,000)	0	0	(100,000)	0	0	Funding to be transferred to Environment, Parks and Streetscapes capital works budget.
GL	433-Coastal Management and Planning	841-6915 Depreciation - Coastal Infrastructure	1,626	0	0	0	0	1,626	Infrastructure Depreciation Amendment
CW	433-Coastal Management and Planning	4732-C Y O'Connor Protection Modelling & Design	(50,000)	0	0	0	0	(50,000)	Funds to be transferred to to OP 8249 to cater for increased leasing costs of Eco Shark Barrier as per approved tender.
OP	433-Coastal Management and Planning	6249-ECO shark barrier	100,000	0	0	0	0	100,000	New lease tender approved. To cater for increased costs offset by under expenditure OP4732 C.Y. O'Connor Protection Modelling & Design
OP	433-Coastal Management and Planning	6266-Ngarkal Beach - Beach Maintenance	(8,910)	0	0	0	0	(8,910)	Transferring \$8910 to EMPP CW6448 C.Y. O'Connor Beach Matting
GL	510-Operations and Maintenance Business Unit	493-8000 Salaries	(40,292)	0	0	0	0	(40,292)	Reduced by \$40K due to being under budget
CW	511-Environment, Parks and Streetscapes	1701-Anning Park Irrigation Renewal	(242,125)	0	0	(242,125)	0	0	design fees of \$3000 to be retained. Defer and re-budget for FY24 with the funding held over in the Carry Forward Projects Reserve
CW	511-Environment, Parks and Streetscapes	5407-Park Development - Coogee Beach Master Plan	(1,442,418)	0	0	(1,442,418)	0	0	Defer and re-budget for FY24 with the funding held over in the Carry Forward Projects Reserve
CW	511-Environment, Parks and Streetscapes	5871-Citywide Irrigation Pump Renewals	40,819	0	0	19,292	0	21,527	Increase funds using \$21,547 funds from CW6485 and \$19,272 from CW6104
CW	511-Environment, Parks and Streetscapes	5808-Plumosa Park Developments	(78,872)	0	0	(78,872)	0	0	Defer and re-budget for FY25 with the funding held over in the Carry Forward Projects Reserve



CITY OF COCKBURN MID-YEAR BUDGET REVIEW 2022-23									
			Expenditure	Transfer to Reserve	External Funding	Transfer from Reserve	Proceeds from Sale		
Ledger	Service Unit	Project/Account Number	(+/-)	(+/-)	(+/-)	(+/-)	(+/-)	Muni Impact	Comment
CW	511-Environment, Parks and Streetscapes	5956-Port Coogee Water Play Refurbishment.	(38,800)	0	0	(38,800)	0	0	\$11,200 for consultant works retained. Defer and re-budget for FY24 with the funding held over in the Carry Forward Projects Reserve
CW	511-Environment, Parks and Streetscapes	6102-Beellar Lake Water Management Project	(100,000)	0	0	(100,000)	0	0	Defer and re-budget for FY24 with the funding held over in the Carry Forward Projects Reserve
CW	511-Environment, Parks and Streetscapes	6104-Sanjup Memorial - Provision of Water to Allow Reticulation o	(19,292)	0	0	(19,292)	0	0	Reduce funds. Use remaining balance funds for CW5671
CW	511-Environment, Parks and Streetscapes	6140-Koorilla Boundary Wall	(182,435)	3,825	0	(178,610)	0	0	Defer and re-budget for FY24 with the funding held over in the Carry Forward Projects Reserve.
CW	511-Environment, Parks and Streetscapes	6153-Coolbellup Hub, Coolbellup playground renewal	6,846	0	0	0	0	6,846	Increase funding by \$6846, using return funds from CW6465
CW	511-Environment, Parks and Streetscapes	6183-McFauli Park, Spearwood, toilet facility.	(149,078)	0	0	(149,078)	0	0	Defer and re-budget for FY24 with the funding held over in the Carry Forward Projects Reserve
CW	511-Environment, Parks and Streetscapes	6280-Treeby Community Centre Oval	2,127	0	0	0	0	2,127	Funds to come from CW6465
CW	511-Environment, Parks and Streetscapes	6288-Tapper Reserve, Atwell - nature play area	45,109	0	45,109	0	0	0	The City received \$50,000 grant from DLGSC for this project. Funds still need to be found and allocated to this project. Return of unspent grant funds to DLGSC-State Govt funded project, project work done
CW	511-Environment, Parks and Streetscapes	6308-Kevin Bowman Reserve Shade Sail	8,580	0	0	0	0	8,580	Increase budget by \$8,580 to \$28,580 to cover expenses using funds from CW 6465
CW	511-Environment, Parks and Streetscapes	6309-Camden Park Shade Sail	(6,949)	0	0	0	0	(6,949)	Reduce funds and reallocate funds of \$3215 to CW 6311, \$1624 to CW 6315 and \$ 52110 to CW 6345
CW	511-Environment, Parks and Streetscapes	6310-Lucretia Park Shade Sail	6,500	0	0	0	0	6,500	Increase funds by \$ 3724 from CW6321 and \$2776 from CW 6319
CW	511-Environment, Parks and Streetscapes	6311-Richmond Park Shade Sail	3,215	0	0	0	0	3,215	Increase budget by \$3215 from CW 6309
CW	511-Environment, Parks and Streetscapes	6314-Camden Park Playground Renewal	(1,721)	0	0	0	0	(1,721)	reduce funds and reallocate \$1721 to CW6322
CW	511-Environment, Parks and Streetscapes	6315-Colorado Park Playground Renewal	1,624	0	0	0	0	1,624	Increase budget by \$1624 from CW6309
CW	511-Environment, Parks and Streetscapes	6316-Radiata Park Playground Renewal	8,300	0	0	0	0	8,300	Increase budget by \$8300 from CW6465
CW	511-Environment, Parks and Streetscapes	6317-Peregrine Park Playground Renewal	(8,187)	0	0	0	0	(8,187)	reduce funds and reallocate \$8187 to CW6322
CW	511-Environment, Parks and Streetscapes	6318-Picotee Park Playground Renewal	(2,186)	0	0	0	0	(2,186)	reduce funds and reallocate \$2186 to CW 6322
CW	511-Environment, Parks and Streetscapes	6319-Bourbon Park Playground Renewal	(2,776)	0	0	0	0	(2,776)	reduce funds and reallocate \$2776 to CW6319
CW	511-Environment, Parks and Streetscapes	6321-Bullfinch Park Playground Renewal	(3,724)	0	0	0	0	(3,724)	reduce funds and reallocate \$3724 to CW 6321
CW	511-Environment, Parks and Streetscapes	6322-Evelyn Massey Playground Renewal	18,202	0	0	0	0	18,202	Increase funds using \$5525 form CW 6326, \$8187 from CW6317, \$2186 from CW6318, \$1721 from CW6314
CW	511-Environment, Parks and Streetscapes	6323-Gandossi Park Playground Renewal	12,600	0	0	0	0	12,600	Request budget increase by \$12,600 form CW6465
CW	511-Environment, Parks and Streetscapes	6324-Milkwort Park Playground Renewal	(9,623)	0	0	0	0	(9,623)	Reduce funds and reallocate \$3583 to CW6348, \$3496 to CW6349, and \$2544 to CW6350.
CW	511-Environment, Parks and Streetscapes	6326-Wartwyke Park Playground Renewal	(5,525)	0	0	0	0	(5,525)	reduce funds and reallocate \$5525 to CW 6322
CW	511-Environment, Parks and Streetscapes	6328-Beellar Reserve Irrigation Renewal	(329,167)	150,000	0	(179,167)	0	0	\$70,833 committed for design and cabinet renewals retained. Defer and re-budget for FY24 with the funding held over in the Carry Forward Projects Reserve
CW	511-Environment, Parks and Streetscapes	6329-Little Rush lake Fence Renewal	21,000	0	0	0	0	21,000	Funds from CW 6330, CW6332 and CW 6333 (\$21,000) to increase funding for little rush lake fence project. The three projects were completed from other funding last year due to urgency.
CW	511-Environment, Parks and Streetscapes	6330-Limestone fire Break - Warton Road	(13,000)	0	0	0	0	(13,000)	transferred \$13,000 to CW6329
CW	511-Environment, Parks and Streetscapes	6332-Limestone Firebreak Boodjar Mooliny	(3,000)	0	0	0	0	(3,000)	transferred \$3,000 to CW6329
CW	511-Environment, Parks and Streetscapes	6333-Limestone Carpark Roseshanks Memorial	(5,000)	0	0	0	0	(5,000)	transferred \$5,000 to CW6329

CITY OF COCKBURN MID-YEAR BUDGET REVIEW 2022-23									
			Expenditure	Transfer to Reserve	External Funding	Transfer from Reserve	Proceeds from Sale		
Ledger	Service Unit	Project/Account Number	(+/-)	(+/-)	(+/-)	(+/-)	(+/-)	Muni Impact	Comment
CW	511-Environment, Parks and Streetscapes	6337-Levi Reserve eastern boundary fence replacement	(2,381)	0	0	0	0	(2,381)	Requesting \$2,381 of funds be used for amended project (new) request to repair unsafe jetty at Gumina Place.
CW	511-Environment, Parks and Streetscapes	6343-Mulching Gumina Place verge	(15,000)	0	0	0	0	(15,000)	Works completed by other funding. Requesting the returned \$15,000 to be used fund new amended project request to repair unsafe jetty at Gumina Place.
CW	511-Environment, Parks and Streetscapes	6345-Bonnotte Park Playground Upgrade	2,110	0	0	0	0	2,110	Increase budget by \$2110 from CW6309
CW	511-Environment, Parks and Streetscapes	6348-Mervyn Bond Playground Upgrade	3,583	0	0	0	0	3,583	Increase budget by \$3583 from CW6324
CW	511-Environment, Parks and Streetscapes	6349-Radonich Park - half-court basketball.	3,496	0	0	0	0	3,496	Increase budget by \$3496 from CW6513
CW	511-Environment, Parks and Streetscapes	6350-Sibra Lake Reserve - exercise equipment	2,544	0	0	0	0	2,544	Increase budget by \$2544 from CW6324
CW	511-Environment, Parks and Streetscapes	6465-Freshwater Reserve - Dog Exercise Area	(60,000)	0	0	0	0	(60,000)	Part of funds to be used to increase budget to CW6323, CW6316, CW6308, CW6153, CW5671 and CW6280.
CW	511-Environment, Parks and Streetscapes	6466-Success Reserve - half-court basketball.	(25,000)	25,000	0	0	0	0	Defer and re-budget for FY24 with the funding held over in the Carry Forward Projects Reserve
CW	511-Environment, Parks and Streetscapes	6507-Picnic Gazebo - Broadwater	(3,438)	0	0	0	0	(3,438)	Reduce funds and reallocate \$3438 to CW6514
CW	511-Environment, Parks and Streetscapes	6509-Park Gazebo Lighting Hargreaves Park	5,775	0	0	0	0	5,775	Increase budget \$5046 from CW6507 and by \$726 from CW6510
CW	511-Environment, Parks and Streetscapes	6510-Solar Lights to Footpath Jarvis Park	(1,952)	0	0	0	0	(1,952)	Reduce funds and reallocate \$1952 to CW6514
CW	511-Environment, Parks and Streetscapes	6513-Upgrading Park Shade Allendale Park	11,000	0	0	0	0	11,000	Increase budget using \$7000 funds from CW6515 and \$4000 from CW6521
CW	511-Environment, Parks and Streetscapes	6514-Exercise Equipment Port Coogee	5,390	0	0	0	0	5,390	Increase budget by \$1952 from CW 6510 and \$3438 from CW6507
CW	511-Environment, Parks and Streetscapes	6515-Shade Sail Barrow Park, Nth Coogee	(7,000)	0	0	0	0	(7,000)	\$7000 of funds to be allocated to CW6513
CW	511-Environment, Parks and Streetscapes	6521-Seating and Gazebo Visko Park, Yangepup	(4,000)	0	0	0	0	(4,000)	Reduce funding by \$4000. funds to be used to increase budget to CW6513
OP	511-Environment, Parks and Streetscapes	7990-Parks Maintenance Bulk Depreciation	1,722,583	0	0	0	0	1,722,583	Infrastructure Department Adjustment
CW	511-Environment, Parks and Streetscapes	New - Perena RochiFencing Supply & Install	20,440	0	20,440	0	0	0	New Project - State Govt Project - works complete no budget - Refunded \$9500 to Dept Sport & Rec funds not available
CW	511-Environment, Parks and Streetscapes	New Project - Gumina Jetty Repair	17,381	0	0	0	0	17,381	New Project - Jetty Repair Gumina
GL	512-Civil Infrastructure	650-6905 Depreciation - Roads	1,829,944	0	0	0	0	1,829,944	Infrastructure Depreciation Amendment
GL	512-Civil Infrastructure	650-6906 Depreciation - Drainage	(37,993)	0	0	0	0	(37,993)	Infrastructure Depreciation Amendment
GL	512-Civil Infrastructure	650-6907 Depreciation - Footpaths	1,470,048	0	0	0	0	1,470,048	Infrastructure Depreciation Amendment
GL	512-Civil Infrastructure	820-8000 Salaries	(8,471)	0	0	0	0	(8,471)	Minor Budget Adjustment
GL	512-Civil Infrastructure	820-8100 Superannuation	(8,407)	0	0	0	0	(8,407)	Minor Budget Adjustment
CW	512-Civil Infrastructure	3481-Bus Stop Facilities	(17,110)	0	(17,110)	0	0	0	Reduced number approved grant shelters-Reduced number shelters approved.
CW	512-Civil Infrastructure	950-Hammond Road Branch to Bartram	1,200,000	0	1,200,000	0	0	0	Balance of funds to be funded by the final Claim from the MRRG Improvement Grant, which will be submitted in Q2 of 23/24 and totals \$3M.
CW	512-Civil Infrastructure	4800-Rockingham Road Revitalisation	2,668	0	0	2,668	0	0	additional funds to address Balance of funds shortfall
CW	512-Civil Infrastructure	4815-Armadale to North Lake drainage connection under Freeway	(139,239)	0	0	(139,239)	0	0	Reallocate \$58,117 to Postans Road Underground Storage WCO1804 and balance of funds to Drainage Reserve-Defer and re-budget for FY24 with the funding held over in the Carry Forward Projects Reserve



CITY OF COCKBURN MID-YEAR BUDGET REVIEW 2022-23									
			Expenditure	Transfer to Reserve	External Funding	Transfer from Reserve	Proceeds from Sale		
Ledger	Service Unit	Project/Account Number	(+/-)	(+/-)	(+/-)	(+/-)	(+/-)	Muni Impact	Comment
CW	512-Civil Infrastructure	4006-Postans Road underground storage	136,815	0	0	136,815	0		Increase balance from Jervois Drainage CW8233 - \$37,400, Fanstone Drainage CW 8234 - \$99,371 and Armadale to North Lake Drainage CW4815 - \$58,117
CW	512-Civil Infrastructure	4994-Coolbellup Shopping Area	10,954	0	0	0	0	10,954	Project scope increased by \$10,954 -funds redirected from CW8393
CW	512-Civil Infrastructure	4995-Yangebup Lake PSP upgrade	(20,768)	0	0	(20,768)	0	0	Reallocate \$20768 to CW4997-Project completed - funds returned
CW	512-Civil Infrastructure	4997-Littlerush Lake PSP upgrade	34,879	0	0	20,788	0	14,111	Increase by \$20,788 from CW4995-Increase by \$14,111 from CW8393
CW	512-Civil Infrastructure	6233-Fanstone Drainage	(99,371)	0	0	(99,371)	0	0	Reallocate \$99,371 to Postans Road Underground Storage CW 4906 (WC01804)
CW	512-Civil Infrastructure	6234-Jervois Drainage	(37,400)	0	0	(37,400)	0	0	Reallocate \$37,400 to Postans Road Underground Storage CW 4906 (WC01804)
CW	512-Civil Infrastructure	6357-Botany Parade	15,900	0	0	0	0	15,900	Scope increased to include Irvine connection and access ramp improvements
CW	512-Civil Infrastructure	6359-Starling Street Path and lighting	(28,551)	0	0	0	0	(28,551)	Reduce budget Transfer to CW8361 \$13,551 Reduce Budget transfer to CW8357 \$15,000
CW	512-Civil Infrastructure	6361-Pennlake Drive #82 to Mell	13,551	0	0	0	0	13,551	Scope increased for disability access and inclusion crossings upgraded
CW	512-Civil Infrastructure	6393-Yangebup Lake Stage 2	(25,064)	0	0	0	0	(25,064)	Reallocate \$14,111 to CW4997 and reallocate \$10,954 to CW4994.
CW	512-Civil Infrastructure	6451-Rockingham Road underground power	(20,000)	0	0	0	0	(20,000)	Reallocation of funds to cover project cost increases - CW4800
OP	512-Civil Infrastructure	8512-Road Maintenance	20,000	0	0	0	0	20,000	Plant Fuel Costs exceeding budget
GL	513-Fleet Management	800-8000 Salaries	(39,676)	0	0	0	0	(39,676)	Reduction in budgeted salary expenditure. was running approximately 60k under for year
GL	513-Fleet Management	800-6100 Superannuation	254	0	0	0	0	254	Minor Budget Adjustment
GL	513-Fleet Management	800-6234 Consumables	6,000	0	0	0	0	6,000	Combining of 6258 & 6337 into 6234.
GL	513-Fleet Management	803-6000 Salaries	(34,731)	0	0	0	0	(34,731)	Staff Budget Adjustments to align with structure.
CW	513-Fleet Management	8522-Mower Deck A	(901)	0	0	(901)	0	0	New purchase. No trade
CW	513-Fleet Management	8523-Mower Deck B	(901)	0	0	(901)	0	0	New purchase. No trade
CW	513-Fleet Management	7103-Out Front Mower	(7,319)	0	0	(7,319)	0	0	Updated purchase cost
CW	513-Fleet Management	7104-Heavy Fleet Out Front Mower	12,000	0	0	12,000	0	0	Funds transferred to projects WC02393 and WC02394 for urgent purchases.
CW	513-Fleet Management	7106-Heavy Fleet Out Front Mower - Parks PL1063	(7,319)	0	0	(7,319)	0	0	Updated purchase cost
CW	513-Fleet Management	7155-Minor Plant - Air Compressor Unit PL155	(4,641)	0	0	(4,141)	(500)	0	Adjusted due to no income recieved.-Actual costs-Unit was not suitable to sell.
CW	513-Fleet Management	7205-Light Fleet Commercial PL205 Building Dept	6,000	0	0	(1,454)	7,454	0	Above income recieved
CW	513-Fleet Management	7216-Light Fleet PL216 Building - Mike Ward	6,342	0	0	(1,567)	7,909	0	Adjusted to actual costs.
CW	513-Fleet Management	7220-PL220 Swimming Pool Inspector	5,366	0	0	(544)	5,910	0	Adjusted to actual costs
CW	513-Fleet Management	7223-Environmental Svcs - M Kennewell	9,840	0	0	113	9,727	0	Adjusted to actual costs
CW	513-Fleet Management	7225-PL225 Building Alan Savage	(14)	0	0	(21,964)	21,950	0	Adjusted to actual costs-No income budgeted
CW	513-Fleet Management	7230-Light Fleet PL230 Commercial Waste Supervisor - G Ware	5,256	0	0	5,256	0	0	Increased due no income from disposal.-Adjusted to actual costs.-Asset not disposed. Held back for reallocation.
CW	513-Fleet Management	7232-Light Fleet Statutory Planning PL232	5,297	0	0	2,843	2,454	0	Based on actual costs of vehicle
CW	513-Fleet Management	7238-PL 238 Roads Supervisor - S Bavan	6,983	0	0	4,054	2,909	0	Based on actual costs of vehicle
CW	513-Fleet Management	7250-PL250 Facilities Projects Officer - E Bjelland	0	0	0	(15,000)	15,000	0	Expected proceeds of sale
CW	513-Fleet Management	7258-Hilux S/Cab Ute Roads PL2583	3,572	0	0	3,572	0	0	Based on actual costs of vehicle-Still awaiting disposal through Auction
CW	513-Fleet Management	7261-PL261 Swimming Pool Inspector - Sharon Cairns	6,273	0	0	(1,727)	8,000	0	Based on actual costs of vehicle-Expected proceeds of sale
CW	513-Fleet Management	7276-PL276 Planning Services - Natalie East	4,843	0	0	(15,357)	20,000	0	Based on actual costs of vehicle-Budget was not carried forward from previous year
CW	513-Fleet Management	7286-Light Vehicle - Rangers	6,163	0	0	168	5,995	0	Based on actual costs of vehicle

CITY OF COCKBURN MID-YEAR BUDGET REVIEW 2022-23									
			Expenditure	Transfer to Reserve	External Funding	Transfer from Reserve	Proceeds from Sale		
Ledger	Service Unit	Project/Account Number	(+/-)	(+/-)	(+/-)	(+/-)	(+/-)	Muni Impact	Comment
CW	513-Fleet Management	7298-PL298 Recycling Supervisor - Cliff Ryan	4,381	0	0	(5,800)	10,181	0	Based on actual costs of vehicle
CW	513-Fleet Management	7301-Light Fleet Child Care Services Manager PL301	(50,000)	0	0	(29,000)	13,678	(34,678)	Expected proceeds of sale
CW	513-Fleet Management	7428-PL428 Strategic planning svcs - C Catherwood	0	0	0	(15,000)	15,000	0	Expected proceeds of sale
CW	513-Fleet Management	7534-Quad bike & trailer - waste collection	(8,720)	0	8,000	(8,720)	(8,000)	0	Insurance claim reimbursement \$8000 NA5790
CW	513-Fleet Management	7546-PL549 Health Department Officer - Stuart Greer	1,173	0	0	(8,918)	8,091	0	
CW	513-Fleet Management	7550-Light Fleet PL550 Parks Supervisor	7,987	0	0	2,351	5,636	0	Based on actual costs of vehicle
CW	513-Fleet Management	7571-CoSafe Vehicle 1	9,000	0	0	9,000	0	0	Based on actual costs of vehicle
CW	513-Fleet Management	7572-CoSafe Vehicle 2	9,000	0	0	9,000	0	0	Based on actual costs of vehicle
CW	513-Fleet Management	7573-CoSafe Vehicle 3	9,000	0	0	9,000	0	0	Based on actual costs of vehicle
CW	513-Fleet Management	7574-CoSafe Vehicle 4	9,000	0	0	9,000	0	0	Based on actual costs of vehicle
CW	513-Fleet Management	7575-CoSafe Vehicle 5	9,000	0	0	9,000	0	0	Based on actual costs of vehicle
CW	513-Fleet Management	7576-CoSafe Vehicle 6	9,000	0	0	9,000	0	0	Based on actual costs of vehicle
CW	513-Fleet Management	7577-Ranger Services Supercab (New) PL 577	4,000	0	0	(8,000)	0	10,000	Reserve Adjustment
CW	513-Fleet Management	7600-Canopy Rangers	(31,820)	0	0	(31,820)	0	0	Business Requirement
CW	513-Fleet Management	7658-Enviro Spray Unit PL6581	1,368	0	0	1,368	0	0	Minor Budget Adjustment
CW	513-Fleet Management	7705-Heavy Fleet - Roads Mits. FM65H1RFAE PL7052	4,507	0	0	(35,948)	40,455	0	Updated purchase cost-Higher than expected resale income
CW	513-Fleet Management	7715-Heavy Fleet Parks Hinc Dutro 5500 PL7151	6,800	0	0	6,800	0	0	Minor Budget Adjustment
CW	513-Fleet Management	7720-MacDonald Johnston VT605 Sweeper PL7201 Roads	0	0	0	(40,000)	40,000	0	Updated purchase cost-Higher than expected resale income
CW	513-Fleet Management	7722-MacDonald Johnston VT605 Sweepers PL 7221 Roads	0	0	0	(40,000)	40,000	0	Updated purchase cost - Higher than Expected resale income
CW	513-Fleet Management	7728-Heavy Fleet - Parks isuzu NPR 400 Crew Cab PL7262	13,127	0	0	(10,055)	23,182	0	Updated purchase cost-Higher than expected resale income
CW	513-Fleet Management	7729-Heavy Fleet - Parks isuzu NPR 400 Crew Cab PL7262	13,127	0	0	(10,055)	23,182	0	Updated purchase cost-Higher than expected resale income
CW	513-Fleet Management	7753-IVECO Waste Collection Truck PL753-2	(19,817)	0	0	(19,817)	0	0	Updated purchase cost
CW	513-Fleet Management	7758-Inter2350E Compactor Waste Collection	(15,298)	0	0	(15,298)	0	0	Updated purchase cost
CW	513-Fleet Management	7763-Parks - Mitsubishi Fuso Canter Dual Cab Truck	13,126	0	0	(10,055)	23,181	0	Updated purchase cost-Higher than expected resale income
CW	513-Fleet Management	7771-Truck Green Waste Side Arm 29m3 (New) No 1	(15,298)	0	0	(15,298)	0	0	Updated purchase cost
CW	513-Fleet Management	7772-Roads Front End Loader PL772	2,000	0	0	2,000	0	0	Updated purchase cost
CW	513-Fleet Management	7795-Street Tree Officer - New	6,005	0	0	6,005	0	0	Asset not disposed. Held back for reallocation.
CW	513-Fleet Management	7801-Green Waste Decontamination Plant	72,800	0	0	72,800	0	0	Not carried forward last FY and commitment outstanding
CW	513-Fleet Management	7802-Waste Collection Side Loader 22m3 (New) PL 802	(298)	0	0	(298)	0	0	Updated purchase cost. No proceeds sale line
CW	513-Fleet Management	7928-New - Plant - Floor Scrubber	(11,274)	0	0	(11,274)	0	0	Updated purchase cost. New purchase. No trade
GL	514-Waste Services	480-7592 TF to Res - Waste Collection		(392,851)	0	0	0	(392,851)	Waste Collection balancing
GL	514-Waste Services	485-5414 Sale - Salvaged Recyclable Materials	0	0	40,544	0	0	(40,544)	Better spot rate
GL	514-Waste Services	485-5501 Sale of Gas - Waste Gas Resources	0	0	(136,296)	0	0	136,296	1 generator offline during the winter month and over estimation off carbon credit for the previous year
GL	514-Waste Services	485-5580 Landfill Fees	0	0	253,366	0	0	(253,366)	Increase in revenue from maintained and reduced fee structure to principal customers
GL	514-Waste Services	485-8811 Landfill Levy	226,298	0	0	0	0	226,298	Increase in tonnage
GL	514-Waste Services	485-7142 TF to Res - Waste & Recycling		(141,544)	0	0	0	(141,544)	Budget Adjustment
GL	514-Waste Services	810-8000 Salaries	98,172	0	0	0	0	98,172	Staff shortages resulting in drivers working RDOs and additional overtime



CITY OF COCKBURN MID-YEAR BUDGET REVIEW 2022-23										
			Expenditure	Transfer to Reserve	External Funding	Transfer from Reserve	Proceeds from Sale			
Ledger	Service Unit	Project/Account Number	(+/-)	(+/-)	(+/-)	(+/-)	(+/-)	Muni Impact	Comment	
GL	514-Waste Services	810-8100 Superannuation	988	0	0	0	0	988	Minor Budget Adjustment	
CW	514-Waste Services	7885-Temporary Staff building upgrades	(100,000)	0	0	(100,000)	0	0	No longer needed with the redevelopment	
OP	514-Waste Services	8204-Collection of MSW Bins	132,000	0	0	0	0	132,000	Plant Fuel Costs exceeding budget	
OP	514-Waste Services	8304-Henderson Landfill Site Operations	(29,299)	0	0	0	0	(29,299)	Infrastructure Depn Adjustment	
OP	514-Waste Services	8944 - Green Waste Decontamination	200,000	0	0	0	0	200,000	Cover the project costs of the contact and works to date associated with the removal of existing stockpiles at Henderson Waste Recovery Park.	
OP	514-Waste Services	9553-Collection Of Recycling Bins	88,000	0	0	0	0	88,000	Plant Fuel Costs increase over budget	
OP	514-Waste Services	9556-Entry Fee For Recyclables	135,851	0	0	0	0	135,851	Increase in Gate rate advised Qtrly \$139.84	
OP	514-Waste Services	9557-Collection of Garden Waste Bins	37,000	0	0	0	0	37,000	Increase in fuel costs above budget	
CW	522-Building n Security	1886-Success Reserve Master Plan	(45,000)	0	0	0	0	(45,000)	Duplicated project and should be reduced by half.	
CW	522-Building n Security	4717-Omeo Park Toilet Block, Port Coogee	29,132	0	0	29,132	0	0	Internal Design Review	
CW	522-Building n Security	4718-Hamilton Hill Community Centre	(33,500)	0	0	(33,500)	0	0	Project on hold, no transactions have occurred during 22/23	
CW	522-Building n Security	6284-Clubroom Upgrade Beellar Reserve	(100,000)	0	0	0	0	(100,000)	Duplicated project and should be reduced by half.	
CW	522-Building n Security	6285-Clubroom Upgrade Tempest Park, Coolbellup	(100,000)	0	0	0	0	(100,000)	Duplicated project and should be reduced by half.	
GL	523-Civil Projects	871-8304 Sundry Minor Expenses	1,000	0	0	0	0	1,000	Increase by \$1000 and reduce 8341 to offset.	
GL	523-Civil Projects	871-8341 Minor Computer Hardware	(1,000)	0	0	0	0	(1,000)	Minor Budget Adjustment	
CW	523-Civil Projects	3917-Jandakot Road (Berrigan to Solomon stage 1)	550,577	0	245,078	305,499	0	0	As all claims from the MRRG improvement program have been budgeted for during 21/22 additional funds will need to be drawn from the road reserve to cover this overspend.	
CW	523-Civil Projects	6200-Rowley Road & Lyon Road	(1,604,335)	0	(1,098,516)	(505,819)	0	0	This project was withdrawn from the MRRG BSP.	
CW	523-Civil Projects	6454-Jandakot Road - Phase 3 - Fraser to Warton	(160,000)	160,000	0	0	0	0	Defer and re-budget for FY24 with the funding held over in the Carry Forward Projects Reserve.	
GL	531-Land and Leasing	562-5793 Reimbursement - ESL Levy	0	0	(2,800)	0	0	2,800	Recovered by Rates	
GL	531-Land and Leasing	725-5324 Lease Revenue	0	0	(7,475)	0	0	7,475	Terminated leases were not charged which reduced the projected revenue.	
CW	531-Land and Leasing	1636-Land Purchase - Sale Lot 1001 Tindal Ave	0	(3,100,000)	0	0	(3,100,000)	0	Sale terminated. \$20k deposit retained.	
OP	531-Land and Leasing	4606-Lease- 11 Quarimor Rd Bibra Lake	0	0	8,333	0	0	(8,333)	Tenant holding over for one month before the lease is terminated.	
OP	531-Land and Leasing	4632-WAPC land to be considered by City as future Reserve Mayor R	(50,000)	0	(8,000)	0	0	(42,000)	Varied amount was agreed with Water Corp. Amount was paid but allocated OP 8133.5756	
OP	531-Land and Leasing	4691-All Wetlands Precinct User Utilities (Water & Electricity)	0	0	(90,128)	0	0	90,128		
OP	531-Land and Leasing	6270-Royalty Income - 1712 Russell Rd	0	0	(50,000)	0	0	50,000	The License holder has not mined this year so far so no Royalties can be received.	
OP	531-Land and Leasing	6812 - Lease-Reserve 30189 60 Cordelia Avenue - Coolbellup	0	0	27,000	0	0	(27,000)	Lease Revenue	
OP	531-Land and Leasing	6819 - Lease Adventure World	0	0	41,943	0	0	(41,943)	Lease Revenue	
OP	531-Land and Leasing	6824-Lease- Port Catherine Developments	0	0	(32,000)	0	0	32,000	This lease has been terminated. There was no expected revenue from this lease.	

CITY OF COCKBURN MID-YEAR BUDGET REVIEW 2022-23									
			Expenditure	Transfer to Reserve	External Funding	Transfer from Reserve	Proceeds from Sale		
Ledger	Service Unit	Project/Account Number	(+/-)	(+/-)	(+/-)	(+/-)	(+/-)	Muni Impact	Comment
OP	531-Land and Leasing	6826 - Lease-Reserve 50535 (Bistro 21 Caf6)	0	0	12,738	0	0	(12,738)	Lease Revenue
OP	531-Land and Leasing	6827 - Lease-South Lake Child Health Clinic	0	0	5,697	0	0	(5,697)	Lease Revenue
OP	531-Land and Leasing	6829 - Lease- Baptist Recreation Centre	0	0	28,733	0	0	(28,733)	Lease Revenue
OP	531-Land and Leasing	6831 - Lease-The Cooby Hotel Car Park	0	0	42,000	0	0	(42,000)	Lease Revenue
OP	531-Land and Leasing	6832 - Lease- Graham Bailey Ptd Fuel Facility Port Coogee Marina	0	0	2,488	0	0	(2,488)	Lease Revenue
OP	531-Land and Leasing	7863-Purchase of Jandakot/Solomon Road - Crown land	0	983,272	983,272	0	0	0	Received Developer contribution and transfer to reserve
OP	531-Land and Leasing	8190-Land Acquisition/Disposal Cost	47,062	0	0	0	0	47,062	Increase in finalising outstanding projects and expired leases that have been holding over since COVID period.
OP	531-Land and Leasing	8943 - Licence Income for Bistro 21	0	0	12,000	0	0	(12,000)	Lease Revenue
OP	531-Land and Leasing	8682 - Licence of Portion of Reserve 51121 for Overflow Car Parking	0	0	5,244	0	0	(5,244)	Lease Revenue
OP	531-Land and Leasing	9101-Cogee Caravan Park	0	(1,000,000)	(1,040,000)	0	0	40,000	New lease rent will not commence until new financial year.
GL	532-City Facilities	790-8287 Printing & Stationery	1,500	0	0	0	0	1,500	small increase
CW	532-City Facilities	4933-C Y O'Connor Toilet - Minor Refurbishments	20,000	0	0	20,000	0	0	Increase by \$20,000 from funds reallocated from Kumon works WC01909
OP	532-City Facilities	4947-Frankland Community Centre	(5,000)	0	0	0	0	(5,000)	Reduce by \$5k
OP	532-City Facilities	4948-Frankland Community Centre - Treeby	5,000	0	0	0	0	5,000	Increase by \$5k
CW	532-City Facilities	4976-Kumon Tenancy works	(20,000)	0	0	(20,000)	0	0	Reallocate \$20,000 to WC01652
CW	532-City Facilities	4980-Bethesda Car Park	150,434	0	150,434	0	0	0	Adjusting to Match Developer Contribution received
OP	532-City Facilities	6057-South Lake Child Activity Centre	(8,250)	0	0	0	0	(8,250)	Reduce. City has no maintenance responsibility
OP	532-City Facilities	6058-Southwell Community Centre	(4,200)	0	0	0	0	(4,200)	Reduce. City has limited maintenance responsibility
OP	532-City Facilities	6066-Cockburn Tennis Club - Club Room	(6,401)	0	0	0	0	(6,401)	No building only Water Corporation costs-reduce.
OP	532-City Facilities	6184-Scout Shed (Hope Road)	(4,999)	0	0	0	0	(4,999)	Decreased
CW	532-City Facilities	6241-Coolbellup Library	(180,000)	180,000	0	0	0	0	Defer and re-budget for FY24 with the funding held over in the Carry Forward Projects Reserve
CW	532-City Facilities	6243-Integrated Health Centre - Landscaping and Courtyard	(323,799)	0	0	(323,799)	0	0	Retain \$100,000. Defer balance and re-budget for FY24 with the funding held over in the Carry Forward Projects Reserve
CW	532-City Facilities	6250-Administration Building - Staff workstation area alterations	(11,152)	0	0	(11,152)	0	0	remaining funds to be returned
CW	532-City Facilities	6256-Winterfold Childcare Centre - Refurbishment	(74,683)	0	0	(74,683)	0	0	Defer and re-budget for FY24 with the funding held over in the Carry Forward Projects Reserve
CW	532-City Facilities	6282-Urgent Works at Tempest Park Clubrooms	10,385	0	0	0	0	10,385	invoice carried forward from 21/22FY
CW	532-City Facilities	6405-City Facilities - car park line marking program	(40,000)	0	0	0	0	(40,000)	reduced for audit only this FY
CW	532-City Facilities	6411-Azalia Ley improvements	(25,000)	25,000	0	0	0	0	Defer and re-budget for FY24 with the funding held over in the Carry Forward Projects Reserve
CW	532-City Facilities	6412-Success Regional improvements	(22,500)	22,500	0	0	0	0	Retain \$40,000 for hot water unit replacements and ceiling repairs. Defer balance and re-budget for FY24 with the funding held over in the Carry Forward Projects Reserve
CW	532-City Facilities	6413-Bibra Lake Community Centre improvements	(75,500)	75,500	0	0	0	0	Defer and re-budget for FY24 with the funding held over in the Carry Forward Projects Reserve
CW	532-City Facilities	6414-Len Packham clubroom and tennis courts improvements	(29,200)	29,200	0	0	0	0	Defer and re-budget for FY24 with the funding held over in the Carry Forward Projects Reserve
CW	532-City Facilities	6415-Davilak Changerooms improvements	(85,000)	85,000	0	0	0	0	Defer and re-budget for FY24 with the funding held over in the Carry Forward Projects Reserve
CW	532-City Facilities	6420-Nicholson Reserve changerooms improvements	(58,250)	0	0	0	0	(58,250)	Retain \$10,000 for compliance works and return balance
CW	532-City Facilities	6421-Pineview kindergarten improvements	(10,500)	10,500	0	0	0	0	Defer and re-budget for FY24 with the funding held over in the Carry Forward Projects Reserve



CITY OF COCKBURN MID-YEAR BUDGET REVIEW 2022-23									
			Expenditure	Transfer to Reserve	External Funding	Transfer from Reserve	Proceeds from Sale		
Ledger	Service Unit	Project/Account Number	(+/-)	(+/-)	(+/-)	(+/-)	(+/-)	Muni Impact	Comment
CW	532-City Facilities	6422-Hamilton Hill Seniors Centre	(49,000)	49,000	0	0	0	0	Defer and re-budget for FY24 with the funding held over in the Carry Forward Projects Reserve
CW	532-City Facilities	6423-Harvest Lakes storage	(57,500)	57,500	0	0	0	0	Defer and re-budget for FY24 with the funding held over in the Carry Forward Projects Reserve
CW	532-City Facilities	6424-South Lakes Child Health Clinic improvements	(32,000)	32,000	0	0	0	0	Defer and re-budget for FY24 with the funding held over in the Carry Forward Projects Reserve
CW	532-City Facilities	6435-Fuel Jetty Reconfiguration	121,250	0	0	121,250	0	0	Increase project total by \$121,250.40 to include design and construction contingency, price escalation from 2022 estimate and preliminaries and margin costings
CW	532-City Facilities	6436-Atwell Reserve clubrooms extension design	(17,000)	17,000	0	0	0	0	Defer and re-budget for FY24 with the funding held over in the Carry Forward Projects Reserve
CW	532-City Facilities	6444-Anning Park changerooms improvements	(22,500)	22,500	0	0	0	0	Defer and re-budget for FY24 with the funding held over in the Carry Forward Projects Reserve
CW	532-City Facilities	6486-Improvements Admin Building	(100,102)	0	0	(100,102)	0	0	Remainder of budget to be returned.
OP	532-City Facilities	8563-Visko Park - Bowling club & Recreational Facility	(11,000)	0	0	0	0	(11,000)	Decreased
OP	532-City Facilities	9875-Bibra Lake Bird Hide Jetty	(1,051)	0	0	0	0	(1,051)	Minor Budget Adjustment
GL	811-Advocacy and Engagement	354-6303 Subscriptions	15,200	0	0	0	0	15,200	Includes award application fees and membership subscriptions for award entities and grant providers, and subscription to Profile.id census data.
GL	821-Communications and Marketing	136-6000 Salaries	25,998	0	0	0	0	25,998	On Call allowances were not included in original budget figures.
GL	821-Communications and Marketing	136-6100 Superannuation	(128)	0	0	0	0	(128)	Increase due to addition of on call allowances.
GL	821-Communications and Marketing	136-6383 Copyright License	12,998	0	0	0	0	12,998	No budget allocated at the start of the year.
OP	821-Communications and Marketing	9298-Video Footage - Photography	15,000	0	0	0	0	15,000	Two years subscription to Getty images.
OP	821-Communications and Marketing	9702-Corporate Marketing	20,000	0	0	0	0	20,000	Increase required for strategic media and marketing support due to resourcing constraints and new market segments
OP	821-Communications and Marketing	9703-Cockburn Soundings	5,000	0	0	0	0	5,000	Increase in amount sent out in-line with increasing population year on year
OP	841-Business and Economic Development	7699-Business Engagement	95,200	0	0	0	0	95,200	Budget adjustment to accommodate increase in business engagement activities.
GL	711-People Experience	140-8600 Telecommunication Expenses	2,000	0	0	0	0	2,000	New mobile devices required to be purchased in year.
OP	711-People Experience	9082-New Corporate Traineeship Scheme	(139,738)	0	0	0	0	(139,738)	Reduction in budget for FY23 only as program being developed.
OP	711-People Experience	9777-Staff Recruitment Exp	18,000	0	0	0	0	18,000	Increase in turnover has resulted in higher recruitment costs than anticipated
OP	711-People Experience	9855-Exit Interviews Conducted Externally	10,000	0	0	0	0	10,000	Sources new provider during this FY. Had to pay annual subscription fee.
OP	712-Workplace Health and Safety	9780-First Aid Supplies - Admin Building	1,500	0	0	0	0	1,500	First aid kits required auditing and new supplies
GL	NA	969-1401 Accum Depn - Roads Infrastructure	(1,829,944)	0	0	0	0	(1,829,944)	Infrastructure Depreciation Amendment
GL	NA	969-1411 Accum Depn - Drainage Infrastructure	37,993	0	0	0	0	37,993	Infrastructure Depreciation Amendment
GL	NA	969-1421 Accum Depn - Footpaths Infrastructure	(1,470,048)	0	0	0	0	(1,470,048)	Infrastructure Depreciation Amendment
GL	NA	969-1431 Accum Depn - Parks Hard Infrastructure	(1,722,583)	0	0	0	0	(1,722,583)	Infrastructure Depreciation Amendment
GL	NA	969-1451 Amortisation Acc Depn Landfill	29,299	0	0	0	0	29,299	Infrastructure Depreciation Amendment



CITY OF COCKBURN MID-YEAR BUDGET REVIEW 2022-23									
			Expenditure	Transfer to Reserve	External Funding	Transfer from Reserve	Proceeds from Sale		
Ledger	Service Unit	Project/Account Number	(+/-)	(+/-)	(+/-)	(+/-)	(+/-)	Muni Impact	Comment
GL	NA	999-1501 Acc Depn – Marina Services	59,009	0	0	0	0	59,009	Infrastructure Depreciation Amendment
GL	NA	999-1521 Accumulated Depn – Coastal Infrastructure	(1,626)	0	0	0	0	(1,626)	Infrastructure Depreciation Amendment
GL	211-Financial Accounting	960-7162 TF to Res - Community Infrastructure	0	3,000,000	0	0	0	3,000,000	Transfer MYBR savings into Community Infrastructure Reserve
GL	211-Financial Accounting	960-7162 TF to Res - Roads & Drainage Infrastructure	0	2,500,000	0	0	0	2,500,000	Transfer MYBR savings into Roads & Drainage Infrastructure Reserve
GL	211-Financial Accounting	960-7132 TF to Res- Major Building Refurbishment	0	1,350,000	0	0	0	1,350,000	Transfer MYBR savings into Major Building Refurbishment Reserve
GL	211-Financial Accounting	960-7102 TF to Res – Staff Payments and Entitlements	0	1,000,000	0	0	0	1,000,000	Transfer MYBR savings into Staff Payments and Entitlements
		Subtotal	(11,217,269)	5,533,202	1,776,024	(8,269,283)	(2,758,606)	3,567,798	
		Surplus B/F from 2021/22 adjustment	0	0	0	0	0	(3,864,337)	Adjustment to opening surplus finalised after audit
			(11,217,269)	5,533,202	1,776,024	(8,269,283)	(2,758,606)	(296,538)	



14.3 Operations

Type of Interest	Nature of Interest
Cr Allen submitted an Impartiality Interest, pursuant to Regulation 22 of the <i>Local Government (Model Code of Conduct) Regulations 2021</i> for Item 14.3.	Cr Allen is State Manager of Equifax, the organisation Council sought Financial Viability Reports to assist officers and Council in its deliberation and final determination of selecting a preferred tenderer.

14.3.1 (2023/MINUTE NO 0011) RFT19/2022 - Garden and Green Waste Composting or Processing

Responsible Executive	Chief of Operations
Author	Waste Services Manager
Attachments	1. Evaluation Summary (Confidential)

Recommendation

That Council:

- (1) ACCEPTS the tender submitted by JD Organics Pty Ltd t/a Go Organics for RFT19/2022 - Garden and Green Waste Composting or Processing for an estimated sum of \$2,941,925 (Ex GST) over three (3) years from the date of contract award, with a Principal instigated option to extend for a further one (1) year period and up to an additional twelve (12) months after that, to a maximum of five (5) years in total in accordance with the submitted Schedule of Rates for determining variations and/ or additional services. The estimated value is based on a cost model with estimated quantities and the submitted rates.

Council Decision

MOVED Deputy Mayor T Widenbar SECONDED Cr C Stone

That Council:

- (1) NOTES the tender
- (2) DEFERS a decision on the tender to the March 2023 Ordinary Council Meeting, pending a comprehensive briefing on the proposal which is to include:
 - Rationale in converting green waste to AS 4454-2012 Compost as opposed to just removing green waste from the Henderson Waste Recovery Park
 - Confirming the removal of contaminants from the green waste at Henderson Waste Recovery Park is most optimal business process
 - The cost (M3) of AS 4454-2012 Compost to process and the proposed distribution to the City's residents and commercial customers.

CARRIED 6/4

For: Deputy Mayor T Widenbar, Cr K Allen, Cr P Eva, Cr C Reeve-Fowkes, Cr M Separovich, Cr C Stone

Against: Mayor L Howlett, Cr P Corke, Cr T Dewan, Cr L Kirkwood



Reason

The report as it reads does not provide the necessary information to demonstrate that all avenues of garden organic waste management have been investigated, and as such it cannot be shown that this option provides the best value for our ratepayer.

Officer Comment

The risks to Council in deferring the decision are as follows:

- The HWRP Operational Review adopted by Council (2022/Minute No 0210) approved the outsourcing of the decontamination process.
- Failing to remove the current stockpiles could result in daily delay cost to the HWRP Redevelopment project - up to \$10,000 per day
- Material stockpiles are a potential fire and safety hazard
- Potential licence breach - storing larger volumes of material than approved
- Large volumes of green waste are a potential habitat of the Polyphagous shot hole borer which currently impacts many southern LG's
- Workpower staff (Social enterprise) are unable to decontaminate the garden waste material at sufficient quantities to match the rate of material delivered to site, increasing stockpiles
- Adopting the tender will release the onsite plant and equipment to improve productivity on site as per operational review

Benefits to progressing the tender

- The composting process nullifies potential hazards and produces a product that helps plant growth by balancing soil density and microorganism.
- Compost is an excellent addition to the poor soils that are experienced on most of the Swan Coastal Plain. The result is a net reduction in the need for chemical plant fertilizers, a sustainable way to recycle organic waste to feed plants and assists to sequester carbon.

Converting green waste to AS 4454-2012 Compost as opposed to just removing green waste from the Henderson Waste Recovery Park (HWRP)

- The goal is to ensure that the green and garden waste products are used for its highest and best use to match our sustainability and circular economy goals.

Removal of contaminants from the green waste at HWRP is most optimal business process

- The goal is to ensure that the green and garden waste products are used for its highest and best use to match our sustainability and circular economy goals.
- The compost returned must meet the minimum AS 4454 – 2012 requirements.
- In assessing the tender, the panel is to ensure that the preferred submission will manage the City's products to deliver the best outcomes for the environment.
- Removing the contamination at Henderson provides an almost carbon neutral footprint by removing any contamination at HWRP than transporting the contaminants back and forth.



- Disposing of contaminants at out facility is the most cost-effective mechanism to reduce gate fees.

The cost (M3) of AS 4454-2012 Compost to process and the proposed distribution to the City's residents and commercial customers.

- The HWRP Operational Review adopted by Council (2022/Minute No 0210) approved the outsourcing of the decontamination process and the return provision of 30lt bags and 500m3 of bulk material for residential and community use.
- Should Council determine the option to sell these provisions, then a product cost model for City residents and commercial customers can be developed and included in the City's annual fees and charges.

Background

The City of Cockburn (the Principal) is seeking a suitably experienced and equipped Contractor to convert the City's raw garden waste from the garden organics bin to compost, compliant with AS 4454-2012 Composts, Soil Conditioners and Mulches.

The Contractor is required to collect the garden and green waste from the Henderson Waste Recovery Park, 920 Rockingham Road, Henderson. The removal of the garden waste may involve working on Saturdays or Public Holidays as well as the normal working week, but would exclude Good Friday, Christmas Day, and New Year's days.

The Contractor's vehicles will be loaded by the Principal's loader for transport off site, but the Principal may consider delivering the garden waste material direct to a Contractor's facility, provided it is no greater than 20 kilometres from 52 Wellard Street, Bibra Lake. The Contractor composting site must be licensed with the Department of Water and Environmental Regulation (DWER).

The proposed Contract shall be in force for a period of three (3) years from the date of contract award, with a Principal instigated option to extend for a further one (1) year period and up to an additional twelve (12) months after that, to a maximum of five (5) years in total. The contract is expected to commence in March 2023.

RFT19/2022 Garden and Green Waste Composting or Processing, was advertised on Wednesday, 30 November 2022 within the Local Government tender section of the West Australian newspaper. The Tender was displayed on the City's E-tendering website between Wednesday, 30 November 2022 and Wednesday, 11 January 2023 inclusive.



Submission

The request for tender closed at 2:00pm (AWST) Wednesday, 11 January 2023 with three (3) submissions received from:

Tenderers Name	Registered Entity Name
GO Organics	JD Organics Pty Ltd
Resource Recovery Group	Resource Recovery Group
Western Tree Recyclers	Craneswest (WA) Pty Ltd

Report

Compliance Criteria

The following criteria were used to determine whether the submissions received were compliant:

Compliance Criteria	
(a)	Compliance with A01 RFT19/2022 Request Document
(b)	Compliance with the General and Special Conditions of Contract
(c)	Compliance with and completion of the Price Schedule in the format provided
(d)	Completion of Qualitative Criteria
(e)	Compliance with ACCC Requirements and completion of Certificate of Warranty
(f)	Acknowledgment of an Addenda Issued

Compliance Tenderers

Procurement Services undertook an initial compliance assessment, and all submitted Tenderers were deemed compliant and released for evaluation. It was noted that Resource Recovery Group provided partial costing on some service items and an alternate submission to process the City's FOGO material. This was rejected as the Principal does not have a FOGO bin.

Evaluation Criteria

Evaluation Criteria	Weighting Percentage
Demonstrated Experience	10%
Tenderer's Resources	15%
Logistics	15%
Local/Regional	10%
Tendered Price	50%
TOTAL	100%



Tender Intent/ Requirements

The Principal requires a suitably experienced and equipped Contractor to convert the City’s raw garden waste from the garden organics bin to compost, compliant with AS 4454-2012 Composts, Soil Conditioners and Mulches.

Evaluation Panel

The Tender submissions were evaluated by the following City of Cockburn Officers. The Procurement Services representative attended in a probity role only.

Name	Position
Lyall Davieson	Waste Services Manager
Roger Haripersad	Cockburn Resource Recovery Park Manager
Brett Fellows	Head of Information and Technology
Anton Lees	Chief Operations Officer
Probity Role Only	
Karen Tate	Contracts Officer

Scoring Table – Combined Totals

Tenderer’s Name	Percentage Score		
	Non-Cost Evaluation	Cost Evaluation	Total
	50%	50%	100%
GO Organics **	34.63	50.00	84.63
Resource Recovery Group	26.10	31.60	57.70
Western Tree Recyclers	32.85	23.19	56.04

** Recommended Submission

Evaluation Criteria Assessment

Demonstrated Experience

All three Tenderers demonstrated significant experience in dealing with organic waste and have large, proven, contracts in place.

The composting industry in Western Australia is small with limited competition and close relationships. The Resource Recovery Group and Western Tree Recyclers intend to use third party contractors to fulfill the requirements of the contract.

The three composting facilities that are intended to be used by the Tenderers are proven, well established with composting processes.

Go Organics scored the highest in this criterion followed by Western Tree Recyclers, both identifying multiple state-wide relationships.



The Resource Recovery Group scored the lowest in this criterion failing to provide information regarding the transport raw garden or greenwaste material.

Tenderers Resources

All Tenderers and their sub-contractors have the qualifications and skills necessary to produce quality compost.

All composting facilities intended to be used in the requirements of the contract possess current DWER licences.

In addition, all Tenderers have the necessary plant, equipment and contingencies in place to convert the Principal's organic material (greenwaste, garden bin waste and transfer station waste product) into compost.

Go Organics scored the highest in this criterion due to their experience and capability to produce compost.

This was demonstrated by their contingency plans and onsite equipment. Western Tree Recyclers ranked second for this criterion with their extensive plant and resources. Resource Recovery Group score reflected their operation "receiving only" status.

Logistics

The Go Organic approach is preferred with the provision of staff and plant to decontaminate (hand-picked) the garden bin waste on site before transporting product to their composting Facility. Western Tree Recycler propose to redirect all organic material to their site.

Resource Recovery Group require the Principal to redirect its organic waste trucks to their facility at Canning Vale, where the material will be sorted before transporting to a third party contractor.

Go Organics scored the highest in this criterion demonstrating in detail their decontamination, transport and composting capabilities.

Western Tree Recyclers ranked second for this criterion providing a limited response for decontamination. Resource Recovery Group scored poor in this criterion providing no detail on the transport requirements for the contract.

Local / Regional

Resource Recovery Group and Western Tree Recyclers scored well for this criterion with facility based in Canning Vale and within the Perth South West Metropolitan Alliance.

They demonstrated their ability to employ residents and contribute to the local economy.



Go Organics score reflected their lack of opportunity to contribute to the local/regional economy. All composting facilities must be located in rural locations to achieve the required buffer distances from properties.

Summation

The evaluation panel recommends that Council accept the submission from JD Organics Pty Ltd t/a Go Organics for RFT19/2022 - Garden and Green Waste Composting or Processing as being the most advantageous tender to deliver the service.

JD Organics Pty Ltd achieved the highest overall score and the best qualitative score from the panel. Clarifications were conducted to ensure the cost model was appropriate with positive feedback received from available referees.

The result from the external financial assessment will be available prior to the Council meeting.

The recommendation is based on:

- Well-demonstrated experience in performing similar work for other local governments.
- A range of personnel that have experience in managing the works associated with the requirements of the contract.
- Having the required resources and contingency measures to undertake the works.
- The best value for money.

Strategic Plans/Policy Implications

Environmental Responsibility

A leader in environmental management that enhances and sustainably manages our local natural areas and resources.

- Sustainable resource management including waste, water and energy.

Listening & Leading

A community focused, sustainable, accountable and progressive organisation.

- Best practice Governance, partnerships and value for money

Budget/Financial Implications

The estimated annual contract value of \$980,642 (ex GST) will be sourced from OP was account: 8944 – Greenwaste Decontamination and OP account: 8309 - Wood Packaging and Processing.

The current combined FY 23 budget for these accounts totals \$615,000 with additional funding requested at MYBR to cover the project costs of the contact and



works to date associated with the removal of existing stockpiles at Henderson Waste Recovery Park.

Future budgets will be designed to accommodate these costs relating to this activity.

The Tender Panel sought further clarification on costs and rates from the Tenderers to determine a cost model for comparative purposes. Quantities have been estimated and if not, available transport cost assumed to estimate the total value of the contract.

Legal Implications

Section 3.57 of the Local Government Act 1995 and Part 4 of the Local Government (Functions and General) Regulations 1996 refers.

Community Consultation

N/A

Risk Management Implications

Should Council not accept the recommendation there is a significant risk the stockpiles at Henderson will not be removed in a coordination and timely approach leading to a potential fire and safety hazard and impact site operations.

In addition the contractor undertaking the earthwork associate with the redevelopment requires unfettered site access to deliver the project and failure to remove these stockpiles could result in claims for extension of time or cost increases.

Advice to Proponent(s)/Submitters

The Proponent(s) and those who lodged a submission on the proposal have been advised that this matter is to be considered at the 9 February 2023 Ordinary Council Meeting.

Implications of Section 3.18(3) *Local Government Act 1995*

Nil



14.3.2 (2023/MINUTE NO 0012) Business Plan Cockburn Aquatic and Recreation Centre Expansion Project

Responsible Executive	Chief of Operations
Author	Property and Lands Officer
Attachments	1. Business Plan Cockburn Aquatic and Recreation Centre Expansion Project ↓

Recommendation/Council Decision

MOVED Cr K Allen SECONDED Cr C Stone
That Council:

- (1) CONSIDERS the submissions received from the statutory advertising; and
- (2) RESOLVES to proceed with the transaction as proposed in the Business Plan for the Cockburn Aquatic and Recreation Centre Expansion Project at Attachment 1.

CARRIED BY ABSOLUTE MAJORITY OF COUNCIL 10/0

Background

The Cockburn Aquatic and Recreation Centre (Cockburn ARC) opened in May 2017 and has performed well over expectations in terms of attendance and membership numbers.

As a result of exceeding performance expectations, it has put pressure on the health and fitness areas of the facility, with many members unable to access the equipment and classes on a regular basis.

In February 2020, Council adopted the recommendation to proceed with the Cockburn ARC Expansion Feasibility Study (including a preliminary concept design).

At the 9 September 2021 Ordinary Council Meeting, Council adopted the approach to partner with the Fremantle Football Club (FFC) to complete their portion of works alongside the City of Cockburn (the City) to ensure that the best outcome for the community could be achieved and to proceed with a business plan.

At the 10 November 2022 Ordinary Council Meeting, Council resolved the following:

- (1) NOTES the proposed funding model for the Fremantle Football Club portion of the works;
- (2) AUTHORISES the Chief Executive Officer to execute the Heads of Agreement with the Fremantle Football Club: and
- (3) ENDORSES proceeding with a Business Plan.



The proposal qualifies as a major transaction under the *Local Government Act 1995* and has invoked the requirement of the preparation of Business Plan and subsequent advertising.

To satisfy s3.59 of the *Local Government Act 1995* the Business Plan is required to be advertised for a minimum period of six weeks for public comment, during which submissions can be received.

The advertising of the Business Plan commenced on 15 December 2022 and closed on 26 January 2023.

The Business Plan details an overall assessment of the major land transaction which is the expansion of the facilities at the Cockburn ARC located at 31 Veterans Parade, Cockburn Central.

At the close of the advertising period, any submissions received are to be considered before the Business Plan can be adopted by Council with an absolute majority decision.

Submission

The City received three submissions.

The City's administration has considered the comments received from the submissions and have provided responses as detailed in the table below:

Name	Submission	Response
Leanne Stickland	<p>I have been reviewing the plans for the ARC and they look fabulous!</p> <p>1. Is there plans in the future to build a second 50m pool? The pool is needed as the current pool is almost impossible to book groups into.</p> <p>2. Are the spa/sauna/steam room facilities able to have a divider wall to the therapeutic pool?</p> <p>This is meant to be a relaxed area</p>	<p>Noted</p> <p>1. This is not related to the scope of works detailed in the Business Plan. At this stage there is no proposal to construct additional pools. The City is aware of the high utilisation and are constantly looking for ways to help ease these pressures yet provide equitable access to our community.</p> <p>2. These facilities have a specific design intent around patron safety and adding a divider wall could jeopardise the safety of patrons within this</p>



Name	Submission	Response
	away from kids and loudspeakers from aqua aerobic classes.	area.
Leanne Stickland	2nd Email Have you considered contacting the City of Melville for management ideas as they have their spa, sauna and steam facilities completely separate from their pools and with age restrictions in place.	This is not related to the scope of works detailed in the Business Plan; however, your comments are noted and will be referred to the ARC management team.
Daniel Gucciardi Curtin University	<p>Thanks for the opportunity to review the business plan for the proposed expansion to the Cockburn ARC facilities and land.</p> <p>My colleagues and I wish to submit the following feedback and discussion points for future conversations, which is specific to Curtin University’s Exercise Science collaboration and engagement with Cockburn ARC:</p> <p>1. Will the additional space allow us access to the gym at all times of operation rather than off-peak times?</p> <p>2. Does the proposed works influence our current access to and utilisations of assessment and learning spaces?</p>	<p>1. Access to the gym will be based on the City of Cockburn and Curtin University Collaboration Agreement.</p> <p>2. As outlined in the FAQ, the gym is expected to be closed for a 1–2-week period just prior to project completion, impacting access to assessment rooms.</p> <p>It is not envisaged that access to the learning space will be restricted other than working around the door orientation change. The project team will work with you on the best time to do these works to minimise disruption.</p>



Name	Submission	Response
	<p>2a. If so, what changes will take place?</p> <p>2b. If so, what sort of notice will we be provided regarding planned shutdowns of our access to gym facilities or access to rooms (e.g. a plan to shift the gym temporarily has been floated).</p> <p>2c. If so, is there scope to include additional space for research purposes, given Curtin's relationship with FFC and the City of Cockburn?</p> <p>3. The preliminary plans show only an orientation change to the door to our teaching space (no change to the internal spaces).</p> <p>Our rooms within the gym will likely change location. One concern with this proposed design is the new location of group exercise rooms share a wall with our space; this, soundproofing will be an issue to consider.</p>	<p>2a. There will be no ongoing changes to access and utilisation of assessment and learning spaces.</p> <p>2b. Once a head contractor has been appointed and the schedule of works is confirmed (in consultation with all key stakeholders including Curtin University) it will be shared. Regular stakeholder meetings will be scheduled to provide ongoing works updates.</p> <p>2c. If assessment rooms are required during the gym shutdown, the City will work with you to provide access to an adequate space.</p> <p>3. Soundproofing has been designed on the basis the Spin Studio borders a teaching and learning space.</p>

Report

Section 3.59 *Local Government Act 1995* requires that before a Local Government enters into a land transaction that is preparatory to entry into a major land transaction, a local government is to prepare a Business Plan, advertise it seeking public comment and before proceeding Council is to consider any submissions received.



Extract below:

“The local government is to —

- (a) give State-wide public notice stating that —
 - (i) the local government proposes to commence the major trading undertaking or enter into the major land transaction described in the notice or into a land transaction that is preparatory to that major land transaction; and
 - (ii) a copy of the business plan may be inspected or obtained at any place specified in the notice; and
 - (iii) submissions about the proposed undertaking or transaction may be made to the local government before a day to be specified in the notice, being a day that is not less than 6 weeks after the notice is given; and
- (b) a copy of the business plan is to be made available for public inspection in accordance with the notice; and
- (c) publish a copy of the business plan on the local government’s official website.”

After the last day for submissions, the local government is to consider any submissions made and may decide to proceed with the undertaking or transaction as proposed or so that it is not significantly different from what was proposed.”

The Business Plan was advertised for public comment in accordance with s3.59 on 15 December 2022 and closed on 26 January 2023.

Advertising was published on 15 and 22 December 2022 in the West Australian Newspaper (State-wide advertising) and in the Perth Now Cockburn (local advertising).

It was also published on the City’s website, on the Comment on Cockburn website, notice boards at the City’s Administration Building, Libraries and Cockburn ARC.

Hard copies were made available at all City Libraries, Cockburn ARC and at the City’s front administration counter.

Responses to the comments received in the submissions can be viewed above.

The submissions received do not require any amendments to the proposal advertised in the Business Plan.

Following consideration of the submissions received and the responses provided, the purpose of this report is to seek a resolution of Council to proceed with the major land transaction as detailed in the Business Plan with an Absolute Majority decision.

It is recommended that Council support the proposal.



Strategic Plans/Policy Implications

Local Economy

A sustainable and diverse local economy that attracts increased investment and provides local employment.

- Increased Investment, economic growth and local employment.
- A City that is 'easy to do business with'.

Community, Lifestyle & Security

A vibrant healthy, safe, inclusive and connected community.

- Accessible and inclusive community, recreation and cultural services and facilities that enrich our community.
- A safe and healthy community that is socially connected.

City Growth & Moving Around

A growing City that is easy to move around and provides great places to live.

- An attractive, socially connected and diverse built environment.

Listening & Leading

A community focused, sustainable, accountable and progressive organisation.

- Best practice Governance, partnerships and value for money.
- High quality and effective community engagement and customer service experiences.

Budget/Financial Implications

The estimated total project cost is \$12.9 million.

The City areas of expansion will cost approximately \$6.8m.

The City will pay for the costs of the City's areas from its own funds set aside for this purpose.

The estimated cost for the FFC portion of the expansion works is \$6.1m.

Any further budget implications, if required, will be subject to a future report to Council.

Legal Implications

In accordance with the requirements of s3.59 of the *Local Government Act 1995* the Business Plan was advertised for public comment commencing on 15 December 2022 for a period of six weeks, closing on 26 January 2023.



Community Consultation

Advertising was undertaken on 15 and 22 December 2022 in the West Australian Newspaper (State-wide advertising) and in Perth Now Cockburn.

It was also published on the City's website, on the Comment on Cockburn website, and notice boards at the City's Administration Building, Libraries and Cockburn ARC.

Hard copies of the Business Plan were made available at all City Libraries, Cockburn ARC and at the City's front counter.

Risk Management Implications

If Council requests significant changes be made to the Business Plan, the City will be required to prepare a revised Business Plan and undertake advertising the proposal for a further six-week period seeking public comment.

Should the City be required to advertise a revised Business Plan the project would suffer a three-month time and cost implication.

Internal and external resources committed to the project would need to be pulled and reengaged, adding cost.

These time implications would impact both the City as it would push project completion and handover into peak period and FFC would critically miss the start of the Australian Football League Women's season and the team returning to training.

Advice to Proponent(s)/Submitters

The Proponent(s) and those who lodged a submission on the proposal have been advised that this matter is to be considered at the 9 February 2023 Ordinary Council Meeting.

Implications of Section 3.18(3) *Local Government Act 1995*

Nil





Business Plan to enter into a Major Land Transaction

Cockburn Aquatic and Recreation Centre Expansion Project
31 Veterans Parade Cockburn Central WA 6164
Reserve 52844

Business Plan for a Major Land Transaction in accordance with the
Local Government Act 1995.



www.cockburn.wa.gov.au




Contents

Introduction	3
Background	3
Assessment required by the Local Government Act 1995	4
Expected effect on the provision of facilities and services by the local government.....	4
Expected financial effect on the local government	6
Expected effect on matters referred to in the local government's current plan prepared under section 5.56	7
Ability of the local government to manage the undertaking or the performance of the transaction	9
Any other matter prescribed for the purposes of this subsection.	10
To make a submission	11
Contact Us	11

Acknowledgement of Country

The Mayor, Councillors and staff of the City of Cockburn acknowledge the Whadjuk Nyungar people of Beeliiar boodja as the traditional custodians of this land. We pay our respect to the Elders, past, present and emerging.



Introduction

The *Local Government Act 1995* requires that before a local government enters into a major land transaction it needs to prepare a business plan that complies with the requirements of s3.59 and any associated regulations.

As a part of the preparation of the business plan, the local government is required to undertake an advertising period of not less than six weeks, during which it will receive submissions on the business plan. At the close of the advertising period, any submissions received need to be considered before the business plan can be adopted.

This business plan details an overall assessment of the major land transaction which is the expansion of the facilities at the Cockburn Aquatic and Recreation Centre (Cockburn ARC) located at 31 Veterans Parade, Cockburn Central.

Background

Cockburn ARC opened in May 2017 and has performed well over expectations in terms of attendance and membership numbers. This has put pressure on the health and fitness areas of the facility, with many members unable to access the equipment and classes on a regular basis.

In February 2020, Council adopted the recommendation to proceed with the Cockburn ARC Expansion Feasibility Study (including a preliminary concept design) which included \$500k in the 2020/21 annual budget to commence the design process. The study was a joint initiative completed in partnership with the Fremantle Football Club (FFC) and intended to provide a plan to allow for the expansion of the precinct to cater for future growth.

At the September 2021 OCM, Council adopted the approach to partner with the FFC to complete their portion of works alongside the City to ensure that the best outcome for the community could be achieved. Council authorised the Chief Executive Officer to enter negotiations with the FFC to undertake the development of a Heads of Agreement (HoA) and to provide the Club prefunding of up to \$5.8m (ex GST) to complete FFC's proposed works as part of the Cockburn ARC expansion project.

The funding arrangements have changed from the resolution of September 2021 with the FFC now providing up to \$6m to fund their portion of the expansion project.

Council at the Ordinary Council meeting on 10 November 2022 resolved:

“That Council:

- 1) NOTES the proposed funding model for the Fremantle Football Club portion of the works
- 2) AUTHORISES the Chief Executive Officer to execute the HoA with the FFC: and
- 3) ENDORSES proceeding with a business plan.”

The HoA is a statement of intent between the City and FFC. As resolved by Council the HoA document is drafted, agreed and is currently being executed by both parties.

To satisfy s3.59 of the *Local Government Act 1995* and the *Local Government (Functions and General) Regulations 1996* the business plan must include an overall assessment of the major land transaction and include details of:

- Expected effect on the provision of facilities and services by the local government
- Expected effect on other persons providing facilities and services in the City
- Expected financial effect on the local government
- Expected effect on matters referred to in the local government’s current plan prepared under section 5.56
- The ability of the local government to manage the undertaking or the performance of the transaction
- Any other matter prescribed for the purposes of this subsection

Assessment required by the Local Government Act 1995

Expected effect on the provision of facilities and services by the local government

The intention of partnering with the FFC to complete their portion of works alongside the City’s is to ensure that the best outcome can be achieved for the community. Should the FFC component of works not occur in sync with the City, it would leave a large ‘dead space’ with a sense of it being an unfinished project and an inability to activate the Victor George Kailis Oval for community usage.

One of the key components of the FFC works is the development of gender-neutral change rooms available for the broader community, in addition to an AFLW team change room who are currently using makeshift facilities.

The FFC is committed to increasing the amount of community use on the reserve with the development of new supporting programs. This will assist in the City's overall active open space provision which under the standards outlined in the Community Sport and Recreation Facilities Plan, there is an undersupply of approximately two district and four neighbourhood ovals.

The overall project will result in the following key components:

City of Cockburn - 695m² of new and approximately 550m² of reconfigured space:

- Increasing the gym floor space to 1500m²
- Increasing the Body and Mind Studio to 250m²
- Relocating and modifying the main group fitness studio
- Relocating and modifying the indoor cycle studio
- Converting existing administration spaces to increase gym floor space
- Moving the administration spaces to other areas within the facility.

Fremantle Football Club - 764m² internal + 465m² outdoor terrace and seating:

- Spectator seating area and public amenity
- Gender neutral change-rooms and amenities
- DDA toilet
- Lift
- Multipurpose room

Expected effect on other persons providing facilities and services in the City

The City of Cockburn has experienced significant population growth in the past 10 years and is forecast to grow from 120,000 to 150,000 by 2030. Cockburn ARC membership has stagnated since February 2018 with a primary contributor to this stagnation appearing to be related to health and fitness facility overcrowding, highlighting an inability to appropriately service our community. There are ample private facilities within the City of Cockburn, these commercial entities are further testament to the participation in health and fitness activities within the City of Cockburn, providing a broad range of options for the growing community.

The City's Community Sport and Recreation Facilities Plan outlines an undersupply of approximately two district and four neighbourhood ovals. This development will provide facilities that positively impact local football community clubs in accessing another match and training venue within the south metro area.

The development will also include a multipurpose room that is provisioned to be utilised by SEDA College to run year 12 classes and a diploma course during business hours. Outside of these hours the multipurpose room will be accessible to the local community (not for profit and businesses) as a hireable meeting/program space.

The FFC will benefit from the investment in infrastructure which will address the current inequality in the AFLW and the AFL men's facilities. The FFC's AFLW team currently uses makeshift community changeroom facilities originally built to service the Cockburn ARC indoor stadium facilities.

The facilities will allow FFC to grow and strengthen its partnership with WA Police, which focuses heavily on youth engagement programs. The facility upgrade will also allow the FFC to expand its partnership with WA All Abilities Football as part of the alignment with the Purple Hands Foundation, who has committed to a five-year partnership and became a founding partner in 2021.

Local contractors with suitable experience to provide trade packages will be encouraged to participate in the tender process. From an economic impact with an output of \$12.9m, the corresponding creation of jobs is estimated to be 69. From this direct expansion in the economy, flow-on supply-chain effects in terms of local purchases of goods and services are anticipated, and it is estimated that these indirect impacts would result in the gain of a further 20 jobs.

Expected financial effect on the local government

The City undertook a feasibility study in 2019 to investigate the need to expand and redesign the health and fitness areas. The study involved an extensive period of research, strategic analysis, and planning. As part of the feasibility study, operational budget forecasting was completed, which outlined four potential scenarios:

- No Expansion
- Realistic membership performance
- Unrealistic membership performance
- Worst case membership performance.

On the basis of achieving a realistic membership scenario a net surplus of \$622k in the first full year post construction, as compared to a \$1.2m net loss should the expansion not be completed.

It is anticipated that the total project will cost approximately \$12.9 million. The estimated timeframe for the payback period for expanding the health and fitness areas will be achieved within approximately 10 years.

The City will pay for the costs of the City areas from its own funds set aside for that purpose. The City areas will cost approximately \$6.8m.

The estimated costs for the FFC portion of the works is \$6.1m the funding up to \$6m will be from the following sources:

- WAFC/AFL \$650,000
- State Government \$2.5m
- FFC cash contribution \$2.85m

Should the FFC component of the project exceed \$6m, FFC have requested access to a capital contribution of up to \$1m through the City, without penalties for early payout and/or capital contributions.

It is proposed the capital contribution will be funded by the City and would be fixed to the remaining term of the initial 21-year period of the current lease (16 years), at the current West Australian Treasury Corporation (WATC) interest rate at the time of contract execution. FFC would make quarterly payments in the form of a rent to the City to repay the contribution plus the interest. Council would be required to endorse the capital contribution and repayment plan prior to approval which would be subject to a future report to Council.

As part of the same report, Council may consider a one off grant or contribution towards cost increases (if any) of the publicly accessible community elements of the FFC works.

Expected effect on matters referred to in the local government's current plan prepared under section 5.56

The City must take into account the requirements of the City's future planning of the City. These requirements are as follows: Planning for the Future - Section 5.56 Local Government Act 1995.

(1) A local government is to plan for the future of the district

(2) A local government is to ensure that plans made under subsection (1) are in


Detailed below are plans prepared in accordance with regulations about planning for the future of the district:



The Corporate Business Plan guides the City in achieving the objectives listed in the Strategic Community Plan.

The underlying strategy of the Long-Term Financial Plan (LTFP) 2020 - 2021 to 2029 – 2030 (LTFP) is financial sustainability to ensure community assets and services can be maintained and provided by the Council at a reasonable cost over the life of the LTFP.

The Strategic Community Plan 2020-2030 includes major projects, activities and priorities that are included in the Corporate Business Plan. Community aspirations and priorities have been considered in the development of the strategic objectives of this plan and are grouped around the following five key outcome areas:



Local Economy	A sustainable and diverse local economy that attracts increased investment and provides local employment.
Environmental Responsibility	A leader in environmental management that enhances and sustainably manages our local natural areas and resources.
Community, Lifestyle and Security	A vibrant, healthy, safe, inclusive and connected community.
City Growth and Moving Around	A growing City that is easy to move around and provides great places to live.
Listening and Leading	A community focused, sustainable, accountable and progressive organisation.

The outcomes relevant to this major land transaction are:

- Local Economy
- Community, Lifestyle and Security
- City Growth and Moving Around.

Ability of the local government to manage the undertaking or the performance of the transaction

The City has a 40-year operational reputation, over 1,020 (503 FTE) employees, and well-established management systems and controls. It also has a range of facilities and infrastructure that support its activities and service delivery to the local community including over 120,000 residents.

The City has a long history of community services, recreation and infrastructure provision and has established specialist governance, quality assurance, evaluation, risk management and contract compliance processes which ensure the ongoing success of its projects. The City is deemed to be one of the most financially sustainable local authorities in WA.

A strong track record of successful grant and project management for community and recreation infrastructure has been demonstrated by the City. Recent examples include



the \$109m Cockburn ARC, \$49m development of the Cockburn Health and Community Facility, and \$9.5m Cockburn Bowling and Recreation Facility, which all received grant funding.

Each of these community facilities reflect the City's effective long term strategic planning, financial capacity, commitment to community consultation and community services and infrastructure provision that meet the needs of the rapidly growing population.

Any other matter prescribed for the purposes of this subsection

The City has already completed two rounds of community engagement in February 2019 and November/December 2019. Across the two periods of engagement a total of 2936 responses were received.

During the community engagement period, held in December 2019, the community was canvassed for their level of support for the proposed expansion, with each component receiving over 95% support.

To make a submission

Section 3.59 of the *Local Government Act 1995* requires the City to give state-wide and local public notice of the major land transaction under consideration and to invite the public to make submissions for a minimum 6-week period.

Public Notices will be placed in the local paper (Perth Now Cockburn) and the West Australian on both 15 and 22 December 2022.

The Business Plan will be available at the City's Administration Building, at the City's libraries, Comment on Cockburn (comment.cockburn.wa.gov.au) and on the City's website (cockburn.wa.gov.au)

In order for a submission to be accepted, submissions are to be made in written form by no later than 4pm 26 January 2023.

Submissions can be completed in the following ways:

- Submitted online via the City's Comment on Cockburn platform, comment.cockburn.wa.gov.au/arc-bp;
- Mailed by pre-paid post to the Acting Chief Executive Officer at City Cockburn, PO Box 1215, Bibra Lake WA 6965.
- Emailed to customer@cockburn.wa.gov.au and addressed to the Acting Chief Executive Officer, City of Cockburn, PO Box 1215, Bibra Lake WA 6965.

Submissions made via email or post are to be clearly marked 'Business Plan Submission – Cockburn Aquatic and Recreation Centre Expansion Project'.

Contact Us

City of Cockburn

9 Coleville Crescent, Spearwood WA 6193
PO Box 1215, Bibra Lake DC Western Australia 6965
Telephone: 08 94113444 Fax: 08 9411 3333
Email: customer@cockburn.wa.gov.au
www.cockburn.gov.wa.au

14.4 Community Services

14.4.1 (2023/MINUTE NO 0013) Review of Participatory Budget Process - Community Groups

Responsible Executive	Chief of Community Services
Author	Community Development Lead
Attachments	1. Projects 2022-23 Cost Estimates ↓ 2. Resident Groups Budget Requests Infographic ↓

Recommendation

That Council:

- (1) REVERTS the program from 1 July 2024 to its original intent of projects being community led to address locally identified issues and run events and programs;
- (2) ALLOCATES \$30,000 per community group at the beginning of the financial year which groups can access throughout the year;
- (3) ALLOWS infrastructure projects, only if it contributes to place activation, community safety or addresses environmental issues;
- (4) ESTABLISHES and ASSESSES initiatives throughout the year when a need exists;
- (5) ENDORSES that groups are not required to do community consultation if the initiative is supported and approved by relevant staff;
- (6) ENDORSES that groups have 12 months to use the funds; and
- (7) ENDORSES that groups/residents can submit infrastructure requests outside this program for consideration.

Council Decision

MOVED Deputy Mayor T Widenbar SECONDED Cr P Corke

That Council:

- (1) DEFERS decision on the Review of Participatory Budget Process - Community Groups pending engagement and feedback from the community groups, and a comprehensive briefing to Elected Members on the process by July 2023.

CARRIED 10/0

Reason

This proposal is for a large-scale change to the community group grants process, and whilst it is based on the feedback received from community groups, the proposal has not been published for comment prior to this agenda release.



Officer Comment

The Community Services Division is supportive of engaging with the City's Residents' Groups to seek their feedback on the proposed changes to the Participatory Budget Process.

On completion, a comprehensive briefing including recommendations to Council will be provided.

It should be noted that the funding for initiatives for FY23/24 has closed in December 2022 and approved projects will be included in the FY23/24 draft budget.

Background

At the 14 July 2022 Ordinary Council Meeting, the following Council Decision was made:

That Council:

- (1) NOTES the Report;
- (2) CONDUCTS a review of the participatory budget process to identify and address all issues raised by resident groups;
- (3) REPORTS the findings back to Council; and
- (4) REQUESTS a summary sheet to be included with this current budget request with estimate costs.

Reason

Several issues with the participatory budgeting process have been identified by resident groups.

The process had been running for four years and it is timely for the process to be reviewed.

The review aim was to identify issues, plan solutions, and identify potential ways to improve the process and increase community engagement in the process.

Submission

N/A

Report

The Innovative Participatory Budgeting process was established in 2017 to allow community members to have a direct influence on budgetary decisions that affect their communities.

From 2019, resident groups have been invited to submit up to three priority projects, with a total combined value of \$30,000, for Council consideration each year.



A review of the participatory budget process to identify and address the issues identified by resident groups was requested by Council in July.

The review was conducted.

A user survey of the participatory budget process was conducted, and the issues identified in the survey of the participatory budget process and responses are listed below.

Issues	Response
More information on project costings	A list of approximate project costings developed and included in the infographic to be sent to resident groups.
City support prior to project submission	Increased promotion to resident groups to contact the City to discuss their projects and receive guidance, including costings prior to submission.
Community consultation support	An infographic is designed that includes a variety of consultation examples. Groups are encouraged to discuss consultation options with the City to ensure consultation is planned.
Could projects be planned and costed prior to community consultation	Approximate costings provided to groups prior to consultation.
Clarity on already planned projects	Increased promotion to contact the City prior to submitting a project, to facilitate clarification of similar or same project already having been planned within the City.
Could funds be used for part-payment of a project (i.e., Split allocation between years)	Projects will need to be fully funded by the Council allocation within the financial year that they are approved.
Could budget be linked to suburb population	This would add unmanageable complexity and may provide unequitable outcomes for smaller suburbs if awarded budget is linked to population.
Transparency with reasons as to why a project is successful or not	Increased promotion to contact the City prior to project submission, to increase understanding of the potential outcome and provide in depth information and guidance to the applicant.
Closing the loop, feedback on project closure	An annual report to be produced detailing outstanding projects and their status. City staff to share the report with groups.

Feedback from groups identified the set timing and short application period of funding rounds once a year, and the consultation requirements made it challenging for groups to identify a project that addressed emerging community need when they occurred.



These factors contributed to groups frequently requesting infrastructure projects and moving away from the original focus on community driven and led initiatives.

As a result of the feedback received and the review, Council is being asked to approve the following changes to the participatory budget process to support the program returning to its original intent of community-led projects that address locally identified issues and run community led events and programs.

- Allocate funds at the beginning of the financial year with 12 months to use the funds. This will allow groups to access the funds throughout the year for approved initiatives and will allow projects to be established and assessed throughout the year, as and when a need is identified by groups
- Allow small infrastructure projects to be funded, only if they contribute to place activation, community safety, or address environmental issues. The focus will be on community led projects. This will also alleviate the resourcing constraints in other areas in delivering infrastructure projects through this process. Groups/residents can submit infrastructure requests outside this program for consideration through existing customer request processes
- Supported and approved projects based on an identified community need will negate the requirement for groups to carry out community consultation.

In summary, the recommendations and responses aim to increase involvement of groups and residents and provide a greater degree of ownership, to assist in achieving positive community outcomes in line with the City's community development asset-based approach.

If supported by Council these recommendations will commence 1 July 2024.

Strategic Plans/Policy Implications

Community, Lifestyle & Security

A vibrant healthy, safe, inclusive and connected community.

- A safe and healthy community that is socially connected.
- Accessible and inclusive community, recreation and cultural services and facilities that enrich our community.

Listening & Leading

A community focused, sustainable, accountable and progressive organisation.

- High quality and effective community engagement and customer service experiences.

Budget/Financial Implications

No impact to current \$30,000 budget allocation to each registered community group.

Legal Implications

N/A



Community Consultation

N/A

Risk Management Implications

The Council allocates a significant amount of money to support community through this program.

There are clear and established criteria to ensure that Council's intent for the allocation of funds is met.

The reputation of the City of Cockburn could be seriously compromised should funds be allocated to groups who did not meet the criteria.

Advice to Proponent(s)/Submitters

N/A

Implications of Section 3.18(3) *Local Government Act 1995*

Nil



Resident Groups Projects Estimates 2022/23

Noting most of these are estimates only and subject to final design and quotations.

Resident Group Project	Atwell Community Association Seating at skate park	Aubin Grove Community Association Seating bologna park
	Concrete pads x 3 \$2,500.00	Concrete pads x 3 \$2,500.00
	SAI Bench Seats x 3 \$4,950.00	SAI Bench Seats x 3 \$4,950.00
	Irrigation Adjustments/ mark \$1,500.00 out	Irrigation Adjustments/ \$1,500.00 mark out
	Contingency \$900.00	Contingency \$900.00
	Total: \$9,850.00	Total: \$9,850.00




Beeliar Community Voice		Connecting South Lake	
Landscaping McLaren Ave, Plumosa Ave, Starflower Gr, Retusa St		Shelter Broadwater	
Preliminaries, safety, DBYG etc.	\$1,000.00	Service Location Scan	\$700.00
TMP & Traffic Management for duration of works	\$2,500.00	Irrigation Adjustments	\$3,000.00
Weed spray and slash (and disposal of waste)	\$1,500.00	Concrete Works	\$4,000.00
50mm Depiazzi soil conditioner to shrub planting areas	\$500.00	Shelter, picnic setting, building licence approval	\$18,000.00
Supply and install 45 Ltr trees (including staking, plastic tree wells, Terracottem, fert tablet)	\$2,000.00	Contingency	\$1,500.00
Supply and install ground cover tubestock shrubs including Terracottem, fert tablet)	\$3,500.00	TOTAL:	\$27,200.00
75mm Pine Bark Mulch	\$16,200.00		
Tree/shrub watering - 2 visits (first at install, second 4/5 days later)	\$500.00		
Contingency	\$2,000.00		
Total:	\$29,700.00		

Excludes on going watering - planting to be added to the City's tree watering schedule

Coogee Beach Progress Association		Coolbellup Community Association	
Landscaping cockburn waters estate entrance		Gazebo lighting Hargreaves, solar lighting Jarvis Park	
Preliminaries, safety, DBYG etc.	\$1,000.00	Jarvis Park solar lighting	\$18,000.00
TMP & Traffic Management for duration of works	\$2,500.00	Hargreaves Shelter Lighting	\$10,000.00
Weed spray and slash (and disposal of waste)	\$2,000.00	Irrigation mark out	\$1,500.00
50mm Depiazzi soil conditioner to shrub planting areas	\$1,000.00	TOTAL:	\$29,500.00
Supply and install 45 Ltr trees (including staking, plastic tree wells, Terracottem, fert tablet)	\$6,000.00		
Supply and install tubestock shrubs including Terracottem, fert tablet)	\$5,000.00		
75mm Pine Bark Mulch	\$7,500.00		
Tree/shrub watering - 2 visits (first at install, second 4/5 days later)	\$500.00		
Contingency	\$2,000.00		
Total:	\$27,500.00		
<i>Excludes on going watering - planting to be added to the City's tree watering schedule</i>			



Murdoch Chase Residents Association Shelter upgrades Allendale		Port Coogee Community Association Exercise equipment		South Beach Comm Barrow park shade s
Engineer Inspection	\$1,500.00	Consultation	\$500.00	Design, fabricate and installation of shade sails
Shelter upgrades including install, building licence and engineer certification	\$25,000.00	Equipment, Rubber Softfall, Kerbing and Boxout/disposal	\$26,500.00	Irrigation mark out/repairs
Contingency	\$3,000.00	Irrigation mark out and adjustments	\$2,500.00	Contingency
TOTAL:	\$29,500.00	Contingency	\$500.00	TOTAL:
		TOTAL:	\$30,000.00	



Community Group	Spearwood Progress Association		Spearwood Progress Association	
Project	Dubove park basketball upgrade		Bullfinch Park planting	
\$28,000.00	Remove and dispose old pad, SAI new concrete pad	\$5,000.00	Consultation	\$500.00
\$500.00	Remove and dispose ring/post, SAI senior basketball ring and post	\$6,500.00	Preliminaries, safety, DBYG etc.	\$1,000.00
\$1,500.00	Mark out Irrigation	\$500.00	Supply and install 45 Ltr trees (including staking, plastic tree wells, Terracottem, fert tablet)	\$9,500.00
\$30,000.00	Contingency	\$2,000.00	Supply and install ground cover tubestock shrubs including Terracottem, fert tablet)	\$3,000.00
	TOTAL:	\$14,000.00	Contingency	\$1,000.00
			Total:	\$15,000.00

Excludes on going watering - planting to be added to the City's tree watering schedule



Success Residents Group		Treeby		Yangebup
Streetscape landscaping		Benches near Abelia Rd		Seating and gazebo Vis
Preliminaries, safety, DBYG etc.	\$1,000.00	Concrete pads x 2	\$2,500.00	Service Location Scan
TMP & Traffic Management for duration of works	\$2,500.00	SAI Bench Seats x 2	\$3,300.00	Irrigation Adjustments
Weed spray and slash (and disposal of waste)	\$1,000.00	Irrigation Adjustments/mark out	\$1,000.00	Concrete Works
50mm Depiazzi soil conditioner to shrub planting areas	\$500.00	Contingency	\$900.00	Shelter, picnic setting, building licence approval
Supply and install 45 Ltr trees (including staking, plastic tree wells, Terracottem, fert tablet)	\$5,000.00	Total:	\$7,700.00	Contingency
Supply and install ground cover tubestock shrubs including Terracottem, fert tablet)	\$1,500.00			TOTAL:
75mm Pine Bark Mulch	\$16,000.00			
Tree/shrub watering - 2 visits (first at install, second 4/5 days later)	\$500.00			
Contingency	\$2,000.00			
Total:	\$30,000.00			

Excludes on going watering - planting to be added to the City's tree watering schedule

	Hammond Park Group	Aubin Grove Community Association	Bibra Lake Associatic
sko Park	Botany Park planting	Observation Park Upgrades	Ramsay Park Basket
\$700.00	Supply and install 45 Ltr trees (including staking, plastic tree wells, Terracottem, fert tablet) \$6,000.00	Supply and install picnic setting \$5,500.00	Supply and install basketball
\$3,000.00	Irrigation \$4,000.00	Concrete pad \$2,200.00	Supply and install Concrete pad, dispose existing pad
\$4,000.00	Total: \$10,000.00	Supply and install Swing \$8,000.00	Temp Fencing
\$18,000.00		Limestone edging \$10,000.00	Irrigation adjusments
\$1,500.00		Softfall sand \$5,000.00	Contingency
\$27,200.00		Playground audit \$300.00	TOTAL
		Irrigation adjusments \$4,000.00	
		Contingency \$3,500.00	
		TOTAL \$38,500.00	



on	Banjup Residents Group		Hamilton Hill Community Group	
Total	Fire Wise demonstration Garden		Public murals Southwell Crec, Enright Reserve	
\$8,000.00	Fire Wise demonstration Garden - plants, labour, equipment	\$30,000	Public murals - equipment,	\$30,000
\$11,000.00				
\$1,000.00				
\$3,000.00				
\$2,000.00				
\$25,000.00				





Resident Groups Budget Requests

Cockburn resident groups are invited annually to submit up to three project ideas, with a combined value of up to \$30,000, for Council to consider in next year’s budget.



Bring your community ideas to life



Join the conversation
Scan the QR code to find your local resident group.



Document Set ID: 11175450
Version: 1, Version Date: 25/07/2022





Lifecycle



***Time-frames may be subject to change due to unforeseen circumstances.**

Document Set ID: 11175450

Version: 1, Version Date: 25/07/2022



Submission Criteria

- ✓ Maximum 3 projects
- ✓ Maximum combined project value of \$30,000
- ✓ Aligns with existing Council plans or strategies
- ✓ Benefits the community and is generally supported

✓ Suitable project examples (<\$30,000)

- Playground shade sails - \$25,000+
 - Playground improvements - \$20,000+
 - Links to existing footpaths - \$50+/sqm
 - Verge/median landscaping - \$25+/sqm
 - Small art projects - \$10,000+
 - Solar lighting - \$3500+/light
 - Trees in parks - \$250+/tree
 - BBQs - \$20,000+
 - Picnic settings - \$5,000+
 - Seating - \$3,000+
 - Exercise equipment - \$20,000+
 - Park signage - \$2,500+
 - Half-basketball courts - \$25,000+
 - Other small community projects
- Note: Costs vary depending on the location and site constraints.

✗ Unsuitable project examples (>\$30,000)

- Roads
- Buildings
- Public toilets
- Water-based projects
- Fenced dog exercise areas
- Skate parks
- Pump tracks.



Document Set ID: 11175450
Version: 1, Version Date: 25/07/2022





Community Consultation Examples

Project submissions should consider the needs of the wider community and those potentially impacted by the project. Here are some ways your local resident group may seek your input:

Informing

- Leaflets
- Signage
- Flyers
- E-newsletters
- Meetings
- Social media
- Emails
- Newspaper advertisements.

Consulting

- Polls
- Surveys
- Workshops
- Discussions
- Door-knocking
- Meetings.



City of Cockburn advertising

The Resident Groups Budget Requests process is a community-led initiative.


While community consultation is undertaken by the resident group, the City will help to promote the profile of local resident groups and the budget request process in the following ways:

- Newspaper advertisements
- Social media
- E-newsletters

Join or follow your local resident group to find out more.



Document Set ID: 11175450
Version: 1, Version Date: 25/07/2022



14.5 Governance and Strategy

14.5.1 (2023/MINUTE NO 0014) Australia Day Citizenship Ceremonies

Responsible Executive	Acting Executive Governance and Strategy
Author	Manager Legal and Compliance
Attachments	1. Letter from Senator Dorinda Cox 10 January 2023 ↓

Recommendation/Council Decision

MOVED Cr C Reeve-Fowkes SECONDED Cr M Separovich
That Council:

- (1) RECEIVES the report on changes to the Australian Citizenship Ceremonies Code.

CARRIED 10/0

Background

On 16 December 2022 the Australian Government announced changes to the Australian Citizenship Ceremonies Code which allows for local governments to hold Australia Day citizenship ceremonies on or around Australia's national day.

The City of Cockburn currently hosts its Australia Day citizenship ceremony on Australia Day.

Submission

N/A

Report

The Australian Citizenship Ceremonies Code (the Code) sets out the requirements for conducting citizenship ceremonies in accordance with the *Australian Citizenship Act 2007* (Cth).

Previously, the Code required local governments to host a citizenship ceremony on Australia Day (some exceptions applied).

The recent update to the Code allows Local Governments to hold the citizenship ceremony on 26 January, or on the three days before and after.

In 2023, local governments were permitted to hold Australia Day ceremonies in the period from Monday 23 to Sunday 29 January.

The City of Cockburn historically hosts a citizenship ceremony on Australia Day and did so again in 2023, recognising and welcoming 48 new Australian Citizens.



A number of local governments have indicated they will move to no longer hold a citizenship ceremony on Australia Day due to higher operational costs involved in hosting ceremonies on a public holiday.

Local governments have also indicated they would benefit from scheduling ceremonies as part of a broader program of Australia Day community events.

The changes to the Code have also incorporated administrative changes (eg references from Queen to King) which the City has incorporated.

Senator for the Greens WA Dorinda Cox wrote to the City on 10 January 2023 requesting “*community leaders to organise truth-telling activities instead of a citizenship ceremony on January 26 this year*” (refer Attachment 1).

This request was not received early enough to consider for Australia Day 2023. Similar considerations for future Australia Day ceremonies will be undertaken through the Reconciliation Action Plan review.

Strategic Plans/Policy Implications

Community, Lifestyle & Security

A vibrant healthy, safe, inclusive and connected community.

- Accessible and inclusive community, recreation and cultural services and facilities that enrich our community.
- Aboriginal and Torres Strait Islander cultures and other diverse cultures and heritage are recognised and celebrated.

Listening & Leading

A community focused, sustainable, accountable and progressive organisation.

- Best practice Governance, partnerships and value for money.
- High quality and effective community engagement and customer service experiences.

Budget/Financial Implications

There are no financial implications from the recommendation in this report.

Legal Implications

Australia Day citizenship ceremonies are to be conducted in accordance with the Australian Citizenship Ceremonies Code, which now allows for Australia Day ceremonies to be held on Australia Day, or the three days prior, or the three days after Australia Day.

Community Consultation

N/A



Risk Management Implications

The purpose of this report is to inform Council of the changes to the Code.

The changes which affect Australia Day citizenship ceremonies are implemented by the Federal Government.

Any changes to the City's Australia Day Citizenship ceremony would be assessed when considering the City's events program.

The City will continue to be required to host an Australia Day citizenship ceremony, although there is a wider span of dates on which that ceremony can be held.

Overall, there is low risk associated with this report, however any changes made as a result of the wider span of dates available for Australia Day Citizenship ceremonies would be subject to a separate risk assessment.

Advice to Proponent(s)/Submitters

N/A

Implications of Section 3.18(3) *Local Government Act 1995*

Nil





Tuesday 10 January 2023

Dear Mayor and Councillors,

Re: Council events on January 26

As you are probably aware, last month, the federal government relaxed regulations controlling when local governments can host citizenship ceremonies. Now, ceremonies may be held between January 23 and January 29.

This shift creates the opportunity for local governments to move citizenship ceremonies and other celebratory activities to a day other than January 26.

We invite you to work with your local Elders, Traditional Owners, and community leaders to organise truth-telling activities instead of a citizenship ceremony on January 26 this year, and to share with us this important nation-building work that strengthens community cohesion and acceptance.

There is a growing consensus, informed by First Nations Elders, that January 26 is not a day of celebration, but is instead a day when all Australians can reflect on our history and contemplate where we're heading as a nation.

Truth-telling honours the countless lives lost in the colonial frontier wars and massacres. It remembers the children who were, and continue to be, removed from their families. It recognises the ongoing destruction of our lands and water systems without permission of Traditional Owners. It highlights the increasingly disproportionate number of Aboriginal children, women and men arrested and incarcerated, and the escalating number of Aboriginal deaths in custodial care.

Local truth-telling is a powerful approach for communities to build respect and understanding of their local history and the connection of Aboriginal people to land, sea and sky Country.

Through the process of truth-telling and truth-listening, we can take steps towards reconciliation and ultimately celebrating - on a different date - the history of this country, including the more than 65,000 years of tradition, knowledge and the unceded sovereignty of the oldest surviving culture in the world.

Yours sincerely,

Dorinda Cox **Senator for Western Australia and Yamatji-Noongar woman**

Dr Brad Pettitt **WA Greens MLC for South Metropolitan**

Unit 11, Level 2, 440 William Street Perth 6000 (08) 9228 3277 senator.cox@aph.gov.au
f @SenatorDorindaCox t Dorinda_Cox @ Dorinda_Cox senatordorindacox.com
We pay our respects to the Traditional Custodians of the land that we live and work on and acknowledge that sovereignty was never ceded.
Authorised by D. Cox, Unit 11, Level 2, 440 William Street Perth 6000. Please recycle. ♻️

14.5.2 (2023/MINUTE NO 0015) Council Meeting Schedule

Responsible Executive	Acting Executive Governance and Strategy
Author	Manager Legal and Compliance
Attachments	1. Elected Member Dates Calendar ↓

Recommendation

That Council:

- (1) HOLDS the March Audit Risk and Compliance Committee meeting on 16 March 2023 at 6:00pm;
- (2) CALLS a Special Meeting of Council on 23 March 2023 at 6pm for the purpose of receiving the Compliance Audit Return;
- (3) HOLDS the November Audit Risk and Compliance Committee meeting on 7 December 2023 at 7:00pm; and
- (4) NOTES this report.

Council Decision

MOVED Deputy Mayor T Widenbar SECONDED Cr C Stone

That Council:

- (1) HOLDS the March Audit Risk and Compliance Committee meeting on 16 March 2023 at 6:00pm;
- (2) CALLS a Special Meeting of Council on 23 March 2023 at 6pm for the purpose of receiving the Compliance Audit Return;
- (3) HOLDS the November Audit Risk and Compliance Committee meeting on 7 December 2023 at 7:00pm;
- (4) NOTES this report; and
- (5) HOLDS a team building introductory evening with the Council and the new Chief Executive Officer, to be held within six months of Council endorsement of the contract terms for the position of Chief Executive Officer.

CARRIED 8/2

For: Deputy Mayor T Widenbar, Cr K Allen, Cr T Dewan, Cr P Eva, Cr L Kirkwood, Cr C Reeve-Fowkes, Cr M Separovich, Cr C Stone

Against: Mayor L Howlett, Cr P Corke

Reason

I believe the Council should hold an introductory event with the Council and successful Chief Executive Officer (CEO) candidate, whoever that may be, as soon as practicable and no later than six months after the CEO contract is executed and approved by Council.



Background

Council have previously endorsed the following Council Meeting Schedule:

- Week 1: Agenda Briefing
- Week 2: Ordinary Council Meeting
- Week 3: Elected Member Strategic Briefing Forum
- Week 4: Council Committees (as per relevant Terms of Reference)

The City's Audit Risk and Compliance Committee Terms of Reference state the Committee shall meet on the fourth Thursday in March, May, July, September, and November.

At times, workshops, training or other seminars are held outside the Council meeting schedule, in order to support Council in effectively fulfilling its function.

This report has been prepared to allow Council to make necessary adjustments to the Audit Risk and Compliance Committee meeting schedule, call a Special Council Meeting, and receive the Elected Member dates for February to May 2023.

Submission

N/A

Report

Audit Risk and Compliance Committee

The City's Audit Risk and Compliance Committee Terms of Reference state the Committee shall meet on the fourth Thursday in March, May, July, September, and November

It is recommended the March Audit Risk and Compliance Committee meeting be moved to 16 March 2023, to facilitate timely adoption of the City's Compliance Audit Return.

It is recognised the Indonesia Delegation visit would impact the attendance in person by one Committee Member, however electronic attendance provisions apply, which may be considered.

It is an opportune time to consider that the Office of the Auditor General (OAG) Audit of the City's Annual Financial Statements is frequently not finalised in time for consideration by the Committee at the November meeting.

It is recommended that the November meeting be moved to 7 December 2023, to ensure operational efficiencies and substantive notice to the public can be achieved.



Special Council Meeting

Council is required to endorse the 2023 Compliance Audit Return upon recommendation from the Audit Risk and Compliance Committee, before 31 March 2023.

Council ordinarily calls a Special Council Meeting in March in order to meet this requirement.

It is recommended Council resolve to hold a Special Meeting of Council on 23 March 2023, 7pm at Council Chambers, for the purpose of accepting the Compliance Audit Return.

Elected Member Dates February – May 2023

Elected Member Strategic Planning and Budget Setting Workshops are being finalised as follows:

1. Workshop 1: Thursday 2 March 2023

Strategic principle setting. This workshop will be held following Agenda Briefing.

2. Workshop 2: Thursday 30 March 2023

Budget and Corporate Business Plan Forum 1. This workshop is scheduled for the fifth Thursday of the month.

3. Workshop 3: Monday 8 May 2023

Budget and Corporate Business Plan Forum 2.

Local Planning Scheme Briefing 23 March 2023

A Local Planning Scheme briefing will be held on 23 March, following the Special Council Meeting and prior to the Expenditure Review Committee.

Culture and Events Workshop – 6 April 2023

A culture and events workshop will be held following Agenda Briefing on 6 April 2023. Attendance is optional for Elected Members who wish to engage in the workshop.

Strategic Plans/Policy Implications

Listening & Leading

A community focused, sustainable, accountable, and progressive organisation.

- Best practice Governance, partnerships and value for money.
- High quality and effective community engagement and customer service experiences.

Budget/Financial Implications

There are no budget implications from the recommendation in this report. Budget provisions are in place for workshops and consultants where required.



Legal Implications

Local Government Act 1995

5.4. Calling Council meetings

An ordinary or a special meeting of a council is to be held —

- (a) if called for by either —
 - (i) the mayor or president; or
 - (ii) at least 1 /3 of the councillors, in a notice to the CEO setting out the date and purpose of the proposed meeting; or
- (b) if so decided by the council.

Local Government (Audit) Regulations 1996

14. Compliance audits by local governments

- (1) A local government is to carry out a compliance audit for the period 1 January to 31 December in each year.
- (2) After carrying out a compliance audit the local government is to prepare a compliance audit return in a form approved by the Minister.
- (3A) The local government's audit committee is to review the compliance audit return and is to report to the council the results of that review.
- (3) After the audit committee has reported to the council under sub regulation (3A), the compliance audit return is to be —
 - (a) presented to the council at a meeting of the council; and
 - (b) adopted by the council; and
 - (c) recorded in the minutes of the meeting at which it is adopted

15. Certified copy of compliance audit return and other documents to be given to Departmental CEO

- (1) After the compliance audit return has been presented to the council in accordance with regulation 14(3) a certified copy of the return together with —
 - (a) a copy of the relevant section of the minutes referred to in regulation 14(3)(c); and
 - (b) any additional information explaining or qualifying the compliance audit, is to be submitted to the Departmental CEO by 31 March next following the period to which the return relates
- (2) In this regulation — certified in relation to a compliance audit return means signed by —
 - (a) the mayor or president; and
 - (b) the CEO.

Community Consultation

N/A



Risk Management Implications

There is a low risk associated with the recommendations in this report.

The recommendations seek to vary two meeting dates of a committee, which would be available on the City's website to ensure the public are informed.

The recommendation also calls Council to call a Special Meeting of Council. If the recommendations are not adopted, there is a risk the City will not meet the requirements of the *Local Government Act 1995* with respect to the Compliance Audit Return.

Advice to Proponent(s)/Submitters

N/A

Implications of Section 3.18(3) *Local Government Act 1995*

Nil



Elected Member Dates: Feb - May 2023

	Monday	Tuesday	Wednesday	Thursday	Friday
February			1	2 Agenda Briefing	3
	6	7 Annual Electors' Meeting	8	9 OCM	10
	13	14	15 SCM (Hold)	16 EMSBF	17
	20	21	22	23 GOVCo OPCo	24
	27	28			
March			1	2 Agenda Briefing Strategic Workshop #1	3
	6 Labour Day	7	8	9 OCM	10
	13	14	15	16 ARC (tbc)	17
	Indonesian Visit (Sun 12/3 to Sat 18/3) Mayor Howlett, Cr Dewan, Cr Eva, Cr Stone, A Lees, V Green, M Faulkner				
	20	21	22	23 SCM (CAR) (tbc) Briefing - LPS ERC	24
	27	28	29	30 Strategic Workshop #2	31
April	3	4	5	6 Agenda Briefing Culture & Events Workshop (attendance optional)	7 Good Friday
	10 Easter Monday	11	12	13 OCM	14
	17	18	19	20 EMSBF	21
	24	25 Anzac Day	26	27 OPCo GovCo	28
May	1	2	3	4 Agenda Briefing	5
	8 Strategic Workshop #3	9	10	11 OCM	12
	15	16	17	18 EMSBF	19
	22	23	24	25 ARC ERC	26
	29	30	31		

14.5.3 (2023/MINUTE NO 0016) 2023 National General Assembly (NGA) - Call for Motions

Responsible Executive Acting Executive Governance and Strategy

Author Governance Officer

Attachments 1. Discussion Paper - 2023 National General Assembly - June 2023 [↓](#)

Recommendation/Council Decision

MOVED Cr C Reeve-Fowkes SECONDED Cr M Separovich
That Council:

(1) RECEIVES the report.

CARRIED 10/0

Background

The 2023 National General Assembly (NGA) is being held in Canberra in June 2023.

The theme of the 2023 NGA is 'Our Communities, Our Future', to guide the Australian Local Government Association (ALGA) to identify opportunities for reforming and creating new Federal Government programs and policies that support Councils to build stronger communities into the future.

Submission

N/A

Report

The City has received from ALGA a discussion paper calling for motions to the 2023 NGA of Local Government to be held in Canberra mid-June 2023.

Attached is the discussion paper outlining the guidelines to prepare your motions, which should either:

- Focus on practical and deliverable programs and policies that the Australian Government can support and work directly with the local government sector to build our communities; or
- New program ideas that would help the local government sector to deliver national objectives.

It should be noted that motions are to be concise, practical, not prescriptive, and able to be implemented and prepared in conjunction with the guidelines.

In considering the motions, it is important to provide background information to support the motion.



The motions to be considered are required to be submitted online by 24 March 2023.

To achieve this deadline, Elected Members are requested to submit their motions to the CEO, so a report can be prepared to Council at its meeting to be held on 9 March 2023.

Motions are to be received by the CEO no later than 13 February 2023 for an officer to prepare a report for endorsement by Council.

Strategic Plans/Policy Implications

Community, Lifestyle & Security

A vibrant healthy, safe, inclusive and connected community.

- Accessible and inclusive community, recreation and cultural services and facilities that enrich our community.

Budget/Financial Implications

N/A

Legal Implications

N/A

Community Consultation

N/A

Risk Management Implications

Failure to submit motions to the 2023 NGA will threaten local service provision and community wellbeing, when councils are heavily reliant on federal financial assistance grants.

Advice to Proponent(s)/Submitters

N/A

Implications of Section 3.18(3) *Local Government Act 1995*

Nil





19 December 2022

Mayor Logan Howlett
City of Cockburn
PO Box 1215 BIBRA LAKE WA 6965
customer@cockburn.wa.gov.au

To the Mayor, Councillors and CEO (please distribute accordingly).

2023 National General Assembly Call for Motions

We're excited to let you know that in preparation for our 2023 National General Assembly of Local Government (NGA), your Australian Local Government Association (ALGA) is now calling for councils to submit motions.

The theme of our 2023 NGA will be "Our Communities, Our Future", and it will be held at the National Convention Centre in Canberra next June. We are seeking your motions to guide ALGA's Board, in particular, where they identify opportunities for reforming and creating new Federal Government programs and policies that will support councils to build stronger communities into the future.

We heard and responded to your feedback and, as a result, the ALGA Board has ensured we will allocate additional time for debate on motions in 2023 and made improvements to the criteria to support more focused discussion.

We have also heard from some of you that you prefer presentations and panels to debate on motions, so we will be running concurrent sessions as another option for non-voting delegates during these sessions. The attached discussion paper will help you prepare your council's motions, which can be submitted online at www.alga.com.au until **Friday 24 March**.

Next year's NGA is shaping up to be even bigger than 2022, and we are working with the Prime Minister and Federal Government towards incorporating the return of the Australian Council of Local Government (ACLG).

The ACLG was originally established by the Federal Government in 2007 as an opportunity for councils to engage directly with the Government and key Ministers. We are thrilled that the Albanese Government has committed to re-establishing this forum, and we look forward to working with them to make it a success, and a key part of our NGA.

We are currently finalising the dates for the 2023 NGA and ACLG and will confirm these dates prior to the opening of registrations early next year.

We look forward to receiving your 2023 NGA motions and welcoming you to Canberra next June.

Thank you all for your dedication to your council and community! I wish you all the best for a wonderful holiday season and a happy and healthy 2023.

Yours sincerely,


Cr Linda Scott
ALGA President

CITY OF COCKBURN
DOC Set
04 JAN 2023
SUBJECT 091/001
RETENTION 67-207
PROPERTY
APP
ACTION 011/010 010/011 010/016

8 Geils Court Deakin ACT 2600 PHONE 02 6122 9400 FAX 02 6122 9401 EMAIL alga@alga.asn.au WEB www.alga.asn.au ABN: 31 008 613 876


Document Set ID: 11329903
Version: 1, Version Date: 04/01/2023





AUSTRALIAN
LOCAL GOVERNMENT
ASSOCIATION

2023 NGA



Document Set ID: 11329903
Version: 1, Version Date: 04/04/2023



OUR COMMUNITIES OUR FUTURE





DISCUSSION PAPER

Call for Motions

JUNE 2023

NATIONAL CONVENTION CENTRE
CANBERRA





Document Set ID: 11329903
Version: 1, Version Date: 04/01/2023





The Australian Local Government Association (ALGA) is pleased to convene the 29th National General Assembly of Local Government (NGA), to be held in Canberra mid June 2023.

This discussion paper contains essential information for Australian councils considering submitting motions for debate at the 2023 NGA.

It is recommended that all councils and delegates intending to attend this event familiarise themselves with the guidelines for motions contained in this paper.

Key Dates

December 2022 Opening of Call for Motions	24 March 2023 Acceptance of Motions	June 2023 * Regional Cooperation & Development Forum	June 2023 * National General Assembly
---	---	--	---

* Dates are subject to change depending on timing of Australian Council of Local Government

To submit your motion,
visit: alga.com.au



Background to ALGA and the NGA

ALGA was established in 1947, and its structure is a federation of member state and territory local government associations.

Its mission is to champion and strengthen Australian councils by representing the agreed position of ALGA members, the seven local government associations from around Australia, who represent 537 Australian councils.

In 1994, the ALGA Board, in consultation with its member associations, established the NGA as a unique forum to engage with councils directly at the national level.

The purpose of the NGA was to build the profile of local government on the national stage and demonstrate to the Australian Government the strength and value of working with local government nationally.

As part of the NGA, debate on motions was introduced as a vehicle for councils from across the nation to canvas ideas, and solutions to the challenges facing Australia’s councils and communities.

Outcomes of debate on motions (NGA Resolutions) could then be used by participating councils to inform their own policies and priorities, as well as their own advocacy to the Federal Government and Federal MPs.

At the same time, they assist ALGA, and its member state and territory associations to gain valuable insight into council priorities, emerging national issues, and gauge the level of need and support for emerging policy and program initiatives and advocacy.

Changes for 2023

The ALGA Board has undertaken a comprehensive review of the motions process.

As a result, ALGA has allocated additional time for debate on motions at the 2023 NGA and amended the criteria with a view to improving the quality and relevance of motions included in the Business Papers.

The updated criteria for motions is listed on page 6.

ALGA’s policies and priorities will continue to be informed by motions and determined by the ALGA Board and based on the positions of its member associations.

ALGA’s Board thanks all councils for attending the NGA, and those that will take the time to submit motions for debate at this event.





Submitting Motions

The theme of the 2023 NGA: Our Communities, Our Future.

This theme conveys the critical importance of our communities, how they are the focus of our attention, and how they are at the centre of all our work.

Our communities are the reason that local governments exist, and it is the health and wellbeing of our communities that will shape Australia's future.

This discussion paper is a call for councils to submit motions for debate at the 2023 NGA, to be held in Canberra mid June 2023.

A notice of motion to this year's NGA should either:

- Focus on practical and deliverable programs and policies that the Australian Government can support and work directly with the local government sector to build our communities; or
- New program ideas that would help the local government sector to deliver national objectives.

Motions should be concise, practical and able to be implemented.

They must also meet the guidelines for motions outlined in this paper.

You are encouraged to read all the sections of the paper but are not expected to respond to every issue or question. Your council's motion/s should address one or more of the issues identified in the discussion paper.

Motions must be lodged electronically using the online form available at www.alga.com.au and be received no later than 11:59pm on Friday 24 March 2023.

All notices of motions will be reviewed by the NGA Subcommittee to ensure that they meet the criteria included in this paper.


The Subcommittee reserves the right to select, edit or amend notices of motions to facilitate the efficient and effective management of debate on motions at the NGA.

All NGA resolutions will be published on www.nationalgeneralassembly.com.au.

As the convener of the NGA, the ALGA Board will communicate resolutions to the relevant Australian Government Minister and publish Ministerial responses as they are received on this website.

If your council does submit a motion, there is an expectation that a council representative will be present at the NGA to move and speak to that motion if required.

We look forward to hearing from you and seeing you at the 2023 NGA.





Criteria for motions

To be eligible for inclusion in the NGA Business Papers, and subsequent debate on the floor of the NGA, motions must meet the following criteria:

1. Be relevant to the work of local government nationally.
2. Not be focused on a specific jurisdiction, location or region – unless the project or issue has national implications.
3. Be consistent with the themes of the NGA.
4. Complement or build on the policy objectives of ALGA and your state or territory local government association.
5. Be submitted by a council which is a financial member of their state or territory local government association.
6. Propose a clear action and outcome ie call on the Australian Government to act on something.
7. Not be advanced on behalf of external third parties that may seek to use the NGA to apply pressure to Board members, or to gain national political exposure for positions that are not directly relevant to the work of, or in the national interests of, local government.
8. Address issues that will directly improve the capacity of local government to deliver services and infrastructure for the benefit of all Australian communities.
9. Not seek to advance an outcome that would result in a benefit to one group of councils to the detriment of another.
10. Be supported by sufficient evidence to support the outcome being sought and demonstrate the relevance and significance of the matter to local government nationally.

Motions must commence with the following wording:

This National General Assembly calls on the Australian Government to ...





Other things to consider

Please note that it is important to complete the background section on the form. Submitters of motions should not assume that NGA delegates will have background knowledge of the proposal.

The background section helps all delegates, including those with no previous knowledge of the issue, in their consideration of the motion.

Motions should not be prescriptive in directing how the matter should be pursued.

Try to keep motions practical, focussed, relatively simple and capable of being implemented to ensure that relevant Australian Government Ministers provide considered, thoughtful and timely responses.

Multi-point motions that require cross portfolio coordination have not historically received meaningful responses from the Government.

All motions submitted will be reviewed by the NGA Subcommittee, in consultation with state and territory local government associations, to determine their eligibility for inclusion in the NGA Business Papers.

When reviewing motions, the Subcommittee will consider the motions criteria, clarity of the motion and the importance and relevance of the issue to local government.

If there are any questions about the substance or intent of a motion, ALGA will raise these with the nominated contact officer. With the agreement of the submitting council, these motions may be edited before inclusion in the NGA Business Papers.

To ensure an efficient and effective debate where there are numerous motions on a similar issue, the Subcommittee will group motions together under an overarching strategic motion.

The strategic motions will have either been drafted by ALGA or will be based on a motion submitted by a council which best summarises the subject matter.

Debate will occur in accordance with the rules for debate on motions published in the Business Papers and will focus on the strategic motions.

Associated sub-motions will be debated by exception only or in accordance with the debating rules.

Any motion deemed to be primarily concerned with local or state issues will be referred to the relevant state or territory local government association and will not be included in the NGA Business Papers.

Motions should be lodged electronically using the online form available on the NGA website at: www.alga.com.au.

All motions require, among other things, a contact officer, a clear national objective, a summary of the key arguments in support of the motion, and endorsement of your council.

> **Motions should be received no later than 11:59pm on Friday 24 March 2023.**



Setting the scene

'Through a devastating pandemic, through a succession of dangerous and damaging natural disasters, through global uncertainty and painful price rises – The Australian people have demonstrated the best of our national character. Resolute and resilient in hard times. Practical and pragmatic about the challenges we confront. Optimistic and confident in a better future. And ready to work together to build it.'

The Hon Jim Chalmer MP, Federal Treasurer Budget Speech 2022-23

The opening statement of the Federal Treasurer's first Budget Speech describes the backdrop against which the 2023 NGA will be held.

The 2022 NGA was held just weeks after the change in the Federal Government on 21 May 2022. On 25 October 2022, the new Government handed down its first Budget which updated the economic outlook, realigned priorities and outlined how the Government was to meet its election promises.

The Budget update foreshadows deteriorating economic conditions, citing global challenges, slowing growth, high inflation and higher interest rates, and acknowledges the mounting cost of living pressures on individuals, families and communities.

Key updates include:

- The economy is expected to grow solidly this financial year, by 3 ¼ percent – before slowing to 1 ½ percent growth for 2023/24, a full percentage point lower than what was forecast in March;
- That slowing growth will have an effect on employment, but jobs will continue to be created, and unemployment is expected to stay low by historical standards – at 4 ½ percent in 2023/24 and 2024/25;
- Inflation is expected to peak at 7 ¾ percent late in 2022, before moderating over time to 3 ½ percent through 2023/24, and returning to the Reserve Bank's target range in 2024/25; and that
- When that inflation moderates, real wages are expected to start growing again in 2024.





The Government is also committed to repairing the Budget in a 'measured and responsible' manner consistent with the objective of maintaining full employment and the delivery of essential services. It foreshadows that this will be achieved through spending restraint, with new spending focused on high-quality and targeted investments and building on the capability of the Australian people, expanding the productive capacity of the economy, and supporting action on climate change.

The Budget also included a focus on measuring and improving community wellbeing.

By the time of the 2023 NGA, the Government will have delivered its second Budget, which will provide further updates to the economic outlook and also refine its economic strategy going forward.

The 2023 NGA provides you - the elected representatives of Australia's local councils and communities - with the opportunity to engage with the Federal Government and key Ministers.

Further, it is your opportunity to advocate for new or extended programs and policy initiatives that could strengthen local governments' capacity to deliver services and infrastructure to communities across the nation.

This year's call for motions focusses on eight priority areas:

- Productivity;
- Local Government Infrastructure;
- Community Wellbeing;
- Local Government Workforce;
- Data, Digital Technology and Cyber Security;
- Climate Change and Renewable Energy;
- Natural Disasters; and
- Housing.





1. Productivity

In February 2022, the then Federal Treasurer asked the Productivity Commission to undertake an inquiry into Australia’s productivity performance and provide recommendations on productivity enhancing reform.

This inquiry was the second of a regular series, undertaken at five-yearly intervals, and recognises that productivity growth is vital for Australia’s future. Drawing on the Intergenerational Report the Treasurer notes that ‘... future growth in income and living standards will be driven from productivity growth as the participation effects of young migration are offset by an ageing population.’

ALGA engaged SGS Economics and Planning to undertake research to support its submissions to this inquiry.

SGS Principal and Partner Dr Marcus Spiller presented on some of the findings of this research at the 2022 NGA. In his presentation he identified that local governments generate local economic activity through employment, payment of wages and expenditure on goods and services in the local economy. In addition, SGS identified nine ways local government supports the productive capacity of the broader economy.

Figure 1 – Nine ways local governments contribute to the productive capacity of the broader economy:



Sources: Adapted from SGS Research for ALGA’s Submission to Productivity Commission (2022)

Are there programs and initiatives that the Commonwealth Government could implement to improve local government’s capacity to support productivity growth?

Are there programs that could support one, or all of the identified ways local government contributes to productivity in the broader economy?



2. Local Government Infrastructure

The 2021 National State of the Assets Report (NSoA) shone a spotlight on local government infrastructure assets. While the technical report shows that local government assets such as roads, bridges, buildings, parks and recreation, stormwater, water and wastewater and airports and aerodromes are generally in good to very good condition, around 10 percent are not fit for purpose, and around 20 - 25 percent are only fair and over time will need attention.

Over the past 12 months this situation has further deteriorated as a result of natural disasters, and particularly flooding across the eastern seaboard.


The technical report shows that in 2019/20 non-financial infrastructure assets were valued at \$342 billion and were depreciating at \$7.7 billion per year. Replacement costs of these infrastructure assets were in the order of \$533 billion.

While 86 percent of councils have adopted long term financial plans, one third of councils do not have asset management plans for their major assets, or if they do, they are out-of-date. Of the councils that do have asset management plans only 66 percent included financial projections in their financial plan.

Asset management and long-term financial planning are essential tools for councils to manage community assets now and into the future.

Are there programs or initiatives that the Commonwealth Government could adopt to improve the long-term sustainability of council's infrastructure?

Are there programs or initiatives that the Commonwealth Government could provide to improve the sector's capacity to manage local government infrastructure and to integrate these plans into long-term financial plans?



3. Community Wellbeing

While the NSoA focuses attention on physical assets, local governments also provide a wide range of important community services that improve local wellbeing. These services are provided at the discretion of councils based on local characteristics, needs, priorities and resources of the local community.

Australian Bureau of Statistics (ABS) data shows that local government annual expenditure in 2020/21 was \$43 billion. It is important to note that nationally local government is 83 percent self-sufficient. That is, the vast majority of local government services and infrastructure are funded at the local level either through rates, fees and charges, sale of goods and services, and interest, and only 17 percent comes from grants and subsidies from other levels of government. Unfortunately, many of these grants and subsidies are tied, and often require matching funding which restricts the ability to address local priorities in the way the council and community might like.

Local government community services are broadly defined and may include but not limited to:

- environmental health including food safety;
- childcare, early childhood education;
- aged care, senior citizens;
- services to the disabled;
- programs to address disadvantage, to reduce poverty and homelessness;
- sporting and recreational programs;
- arts and cultural activities, program and festivals;
- tourism and economic development activities; and
- library services.

Councils also play a key role making places that are attractive and liveable for current and future workers, and closing the gap between Indigenous and non-Indigenous Australians.

ALGA's research shows that almost one in four councils are heavily reliant on federal Financial Assistance Grants, which make up at least 20 percent of their annual operating revenue. Financial sustainability of local governments remains an ongoing issue which threatens local service provision and community wellbeing.

Noting the funding arrangements for the provision of local government community services in your area and across the country, are there programs and initiatives that the Commonwealth Government could implement to improve the delivery of these services?

Are there changes to existing programs, including to administrative arrangements, that would significantly improve local government human service planning and provision of services and infrastructure across Australia?

Are there new programs the Australian Government could develop that would support councils to close the gap between Indigenous and non-Indigenous Australians?

What are the actions the Australian Government could take to support councils to improve their ongoing financial sustainability, and their capacity to deliver the services their communities need?



4. Local Government Workforce

Local government is a major employer in Australia providing employment, career advancement and training opportunities for more than 190,800 Australians, across an estimated 400 occupations. In many communities, the council is one of the largest employers.

There are 537 local councils in Australia. Importantly, they are geographically dispersed and provide essential public administration to every corner of the nation.

According to the 2022 National Local Government Workforce Skills and Capability Survey, more than 90 percent of local governments are experiencing skills shortages, resulting in around two thirds of councils having their projects impacted or delayed.

Skills shortages occur for a variety of reasons including an inability to compete against the private sector, worker accommodation, support services for families, ageing of the workforce and geographic isolation. The attrition rate (or rate of turnover) of local government staff is estimated to be between 15 – 20 percent per annum.

The most cited skills shortages include engineers, urban planners, building surveyors, environmental officers and human resources professionals.


ALGA's submission to the Productivity Commission's Productivity Inquiry called on all levels of government to work together to improve training pathways and address skills and labour shortages for the benefit of councils, communities, and businesses right across Australia.

While local government must face its immediate workforce challenges, it must also anticipate the changing nature of work, and future skills needed to meet the changing needs of our communities.

Are there programs or initiatives that the Commonwealth Government could implement that would enhance local government's capacity to attract and retain appropriately skilled staff now and into the future?

Are there programs or changes to existing programs that would increase local government's ability to employ apprentices and trainees?

Are there other initiatives that the Commonwealth Government could provide to improve the sector's ability to plan and develop skills fit for the future?





5. Data, Digital Technology and Cyber Security

Provision of information technology to all Australians is vital for innovation, economic growth and social equity. However, it is potentially even more important to regional Australia where the tyranny of distance increases the inequity of services available – including education, health, economic and social.

Innovative technology is becoming more broadly available and has the ability to boost productivity and economic growth.

Councils around Australia continue to embrace new technologies to improve their service delivery standards and broaden consultation and engagement with their local communities. However, many councils lack basic technological infrastructure and have a shortage of necessary skills and resources.

In October 2022, cyber-attacks on major Australian corporate organisations including Optus and Medibank Private highlighted the critical importance of cyber security. It is a timely reminder as digital information, services and products become an increasing feature of modern business operation including in local government.

Like all risks, local government must manage the risk of cyber-attack and address cyber security. At a national level, there is a poor understanding of local government's vulnerability to cyber-attacks and a lack or inadequacy of risk management strategies and business continuity planning within the sector. While this is primarily a responsibility of the sector itself, governments at all levels must work together to ensure that the public have confidence in government information management systems and its security.

Drawing upon your own council experience, and your knowledge of other councils within your state, or territory, are there programs and initiatives that the Commonwealth Government could implement to help local government develop its digital technology services and infrastructure and/or to improve cyber security within the sector?



6. Climate Change and Renewable Energy

Local governments are playing an important leadership role in addressing climate change, supporting a wide range of programs to lower the carbon footprint of their own business operations and in their local communities.

As a sector, local government is leading the debate for lowering carbon emissions, sourcing renewable energy, responding creatively to reduce greenhouse gas emissions from landfills, and facilitating the construction of green buildings and water sensitive design of cities and towns.

Councils also have a role to play supporting communities in transition, moving away from fossil fuels to new industries.

Pragmatically, local government has been at the forefront of addressing the impacts of climate change and adapting to reduce its environmental footprint. These impacts include an increased number of days with high temperatures, less rainfall and more droughts in southern Australia, less snow, more intense rainfall and fire weather, stronger cyclones, and sea level rise. These changes will increase stress on Australia's infrastructure and physical assets and natural ecosystems that are already threatened, and significantly affect agriculture, forestry, fisheries, transport, health, tourism, finance and disaster risk management.

At the 2022 NGA, there were five Strategic Motions and 15 associated motions debated concerning this issue. Councils are encouraged to review these motions on ALGA's website prior to developing new motions for debate at the 2023 NGA.

Noting the Government's commitment to reducing emissions, are there programs and initiatives that the Commonwealth Government could develop to assist councils in their work to address climate change and reduce emissions?





7. Natural Disasters

Over the past five years, Australian communities have experienced unprecedented natural disasters. At the time of writing, almost every community in Australia, particularly those on the East Coast, had been adversely affected by wet weather conditions associated with the La Nina weather pattern.

Councils in Western Australia are still recovering from a cyclone in 2021, and the Black Summer bushfires in 2019/20 burned approximately 250,000 square kilometres across the country.

The impacts of heavy rainfall, record breaking floods and associated social disruption and damage to infrastructure have exposed weaknesses as well as the strength of current emergency management systems.

There have been numerous NGA motions in the past regarding natural disasters. This year, councils are encouraged to draw on their practical experience of the improvements that could be made to managing emergencies.

Please note, however, that many aspects of emergency management are state or territory responsibilities, and your motions should focus on how the Commonwealth Government could assist.

What new programs could the Australian Government develop to partner with local government to improve the current natural disaster management systems to further assist in recovery and build resilience?





8. Housing

A lack of affordable housing remains one of the biggest issues for Australian councils and communities.

There is less social and affordable housing stock available than there was a decade ago, and more low-income Australians are experiencing housing stress.

The shortage and rising costs of rental properties and affordable home ownership are having significant social and economic impacts in cities and towns across Australia, including rural and regional communities.

This is due to a range of factors including changes to recent migration patterns, cheap finance and labour and material shortages in the construction sector.


While the provision of affordable housing is not a local government responsibility, councils often facilitate affordable housing within their communities, operating within state/territory planning, financial and other legislation requirements.


Some councils are going further, addressing thin markets and developing land and housing themselves, delivering local solutions to meet the needs of their communities.

Local government also plays an important role addressing some of the causes of homelessness, including social inclusion programs that can assist mental health and family violence issues, as well as providing support for people currently experiencing homelessness.

What new programs and policies could the Australian Government develop to partner with local government to support the provision of more affordable housing?

How can the Australian Government work with councils to address the causes and impacts of homelessness?





Conclusion


Thank you for taking the time to read this discussion paper and your support for the 2023 National General Assembly of Local Government.

A FINAL REMINDER:

- » Motions should be lodged electronically at www.alga.com.au and received no later than 11.59pm on Friday 24 March 2023.
- » Motions must meet the criteria published in this paper.
- » Motions should commence with the following wording: 'This National General Assembly calls on the Australian Government to...'
- » Motions should not be prescriptive in directing how the matter should be pursued
- » Motions should be practical, focussed and relatively simple.
- » It is important to complete the background section on the form.
- » Motions must not seek to advance an outcome that would result in a benefit to one group of councils to the detriment of another.
- » When your council submits a motion there is an expectation that a council representative will be present at the 2023 National General Assembly to move and speak to that motion if required.

We look forward to hearing from you and seeing you at the 2023 National General Assembly in Canberra.





Document Set ID: 11329903
Version: 1, Version Date: 04/01/2023





AUSTRALIAN
LOCAL GOVERNMENT
ASSOCIATION

8 Geils Court | 02 6122 9400
Deakin, ACT, 2600 | alga@alga.asn.au

www.alga.com.au

Document Set ID: 11329903
Version: 1, Version Date: 04/01/2023



14.6 Corporate Affairs

14.6.1 (2023/MINUTE NO 0017) Economic Exchange Agreement- City of Surabaya

Responsible Executive Executive Corporate Affairs

Author Manager Business and Economic Development

Attachments 1. Draft Economic Exchange Agreement between City of Surabaya and City of Cockburn - March 2023 [↓](#)

Recommendation/Council Decision

MOVED Cr C Reeve-Fowkes SECONDED Cr M Separovich

That Council:

- (1) AUTHORISES Mayor Howlett (or delegate if required) to sign an Economic Exchange Agreement with the City of Surabaya, Indonesia during the City of Cockburn Indonesian delegation visit in March 2023.

CARRIED 10/0

Background

Federal and State visitations to Indonesia and recent City of Cockburn engagement identified the opportunity and attraction for Australian businesses to pursue new and emerging markets and opportunities in Indonesia.

There are clear benefits for the City of Cockburn to establish a strategic economic relationship with Indonesian, including:

- Under Indonesian Australia-Comprehensive Economic Partnership Agreement (IA-CEPA) there is a significant push from both Australia and Indonesia to engage in exchange activities.
- Previous barriers to entry have been eliminated with 99% of products traded becoming free of tax implications.
- Investment and asset ownership restrictions have been relaxed to attract foreign investment.
- Surabaya is home port to the Indonesian Eastern Fleet and is a strategic shipbuilding port for commercial and defence vessels (including submarines). Invitations have been received from the Indonesian Consul General to collaborate in the maritime and shipbuilding sector.
- Impending relaxation of visa entry requirements for Indonesians working in Australia has the capacity to assist Cockburn industry and businesses in addressing trades skills gap within a relatively short period.
- The Indonesian Consul General, and the Deputy Governor, Surabaya have engaged with the City directly and offered to facilitate bi-lateral exchange.



Council approved the delegation visit at the 11 August 2022 Ordinary Council Meeting.

Submission

N/A

Report

The City facilitated delegation visit to Jakarta and Surabaya in March 2023 consists of delegates that attended the Cockburn Indonesian Digital Exchange forum in December 2022.

The focus of the visit is to secure tangible outcomes for each industry sector participating, building on previous discussions, and developing Memorandum's of Understanding specific to the delegates own business operations.

The City's role is to facilitate and assist in international negotiations and guidance where requested.

Discussions with WA State Government officials and Austrade have confirmed that the City of Surabaya would like to explore bi-lateral trade opportunities and may be open to establishing an engagement agreement designed to open more direct dialogue between business communities.

Should this opportunity present itself during the visit, the establishment of a formal letter of intent titled "Economic Exchange Agreement" is considered the first step in generating this dialogue between the City of Cockburn and the City of Surabaya.

An Economic Exchange Agreement in its present form is a non-binding, letter of intent and places no liability or commitment onto either party signing the agreement.

It is recommended that the City of Cockburn support the development of bi-lateral economic exchange activities with Indonesia as a facilitator and enabler for key industry and local businesses to develop new markets.

Strategic Plans/Policy Implications

Local Economy

A sustainable and diverse local economy that attracts increased investment and provides local employment.

- Increased Investment, economic growth and local employment.
- A City that is 'easy to do business with'.

Budget/Financial Implications

Nil



Legal Implications

The Economic Exchanger Agreement (attached) is a non-binding letter of intent with no legal requirements from either party.

Community Consultation

N/A

Risk Management Implications

No risk attached to the signing of this agreement.

Should Council not endorse the recommendation, there is a low to medium risk to the City's brand on delivering its Strategic Plan.

Advice to Proponent(s)/Submitters

N/A

Implications of Section 3.18(3) *Local Government Act 1995*

Nil





Cooperation and Economic Exchange Agreement City of Surabaya and City of Cockburn 2023

March 2023

The His Worship the Honourable Logan K. Howlett, JP, Mayor and Councillors of the City of Cockburn, visited Surabaya, Indonesia in March 2023 to explore and deepen economic exchanges and cooperation between the two cities.

Surabaya and Cockburn agreed to further strengthen cooperation in business engagement and exchange opportunities in education, cyber/digital, blue economy and shipbuilding and reached consensus as follows:

Clause One: Educational and Talent Cooperation

- It is recommended to actively strengthen exchanges and visits between students and scholars in the two regional universities.
- It is recommended to actively promote the communication and exchanges between the University of Western Australia (University), Curtin University and XXXXXX (University), strengthen mutual visits between students and scholars, work toward the establishment of student exchange programs, and help build a long-term, mutually beneficial cooperation framework.
- It is recommended to actively help promote project cooperation for online education between our corresponding primary and middle schools from Cockburn and Surabaya and promote mutual exchange for teachers and students.

Clause Two: Vocational Education Training Cooperation

- It is recommended to actively promote communication and exchanges in the fields of medical, allied health, industrial trades and shipbuilding construction within the VET sector and local commercial business sector.
- Both parties will meet every six months to discuss the progress of these exchanges and consider how to further build and develop this important education/construction sector by way of mutual agreement.

**Clause Three: Culture and Tourism Cooperation**

- It is recommended to actively provide necessary assistance in developing tourism activities and access to each city.
- It is recommended to strengthen exchanges, cultural organisation and tourists visits and promotion between tourism and culture in both sides.

Clause Four: Cyber/Digital Cooperation

- It is actively recommended to further explore and develop activities associated in the development of cyber security and digitisation for the benefit of both parties.

Clause five: Blue economy and shipbuilding

- It is recommended to actively engage businesses in the development of the blue economy and shipbuilding by exploring collaborative opportunities that are of mutual benefit.


Clause Six: Development of Annual Digital Exchange Forum

- Surabaya to participate in Cockburn Annual Economic Digital forum event to further assist in the development of mutually beneficial business engagement and economic development outcomes.

This memorandum is written in duplicate in the Indonesian and English languages, both texts being equally authentic.

Representative of Surabaya

Representative of Cockburn



15. Reports-Standing Committee

15.1 Audit Risk and Compliance Committee Meeting – 7/12/2022

15.1.1 (2023/MINUTE NO 0018) (2022/MINUTE NO 0027) Annual Bad Debts Review and Write-Offs

Responsible Executive Acting Chief Financial Officer

Author Acting Chief Financial Officer

Attachments N/A

Officer Recommendation/Committee Recommendation/Council Decision

MOVED Cr C Reeve-Fowkes SECONDED Cr M Separovich

That Council:

(1) RECEIVES the report.

CARRIED 10/0

Background

Section 6.12 (1)(c) of the *Local Government Act 1995* allows local governments to write off any amount of money owing to it (other than rates and service charges).

This action is necessary where delinquent debts become uncollectible.

The City's administrative policy for debtor management states that bad debt write-offs should only be proposed when all avenues for recovery have been exhausted or pursuing the debt becomes unviable.

Council has provided delegated authority under its DA "Debt Write Off, Concession or Waiver" for the purpose of writing off bad debts, other than rates and service charges, up to an individual debt value of \$5,000.

This delegation sits with the CEO and Chief Financial Officer and requires a summary of transactions utilising the delegation to be reported to the Audit, Risk and Compliance Committee on an annual basis.

Submission

N/A

Report

The City has an excellent track record in managing and collecting its outstanding debts, having very few write-offs each year.

Most of the City's write-offs relate to infringements previously referred to the Fines Enforcement Registry (FER) and advised as uncollectible. Other bad debts



sometimes arise for failed businesses, untraceable debtors, or insolvent community groups, and low value ones are not worth pursuing when factoring legal recovery costs.

The City's debtor profile comprises commercial debtors (mainly landfill trade debtors), regulatory debtors (applications, licences, infringements) and community debtors (hall and reserve hire and provision of community related services).

The City's revenue team actively manage outstanding debts and conduct regular reviews of those falling overdue.

Only after using all reasonable endeavours to seek payment and following confirmation by the relevant business unit (debt owner) are bad debts proposed for write-off, either under delegation or by Council.

The City currently has no bad debts greater than \$5,000 needing to be referred to Council for write off.

The following summary of debts written off under delegation is provided in accordance with the requirements of Council's "Debt Write Off, Concession or Waiver" Delegated Authority:

Debt Type	Date Approved	No. of Debts	Write-Off Amount (ex-GST)	Write-Off Amount (inc GST)
Rates small balance write-offs (interest)	19/10/2022	225	1,656.08	1,656.08
Venue hire/ firebreak	19/10/2022	4	1,923.06	2,115.36
Infringements	14/7/2022	28	5,012.35	5,012.35
Rates small balance write-offs (interest)	16/8/2022	9	4.82	4.82
Infringements	17/8/2022	26	4,087.95	4,087.95
Infringements	28/2/2022	78	11,844.55	11,844.55
Total			24,528.81	24,721.11

The commercial activities at the Henderson Waste Recovery Park represent the biggest risk to the City's debt collection activities, with over \$13 million invoiced on the City's standard credit terms in FY 22.

There are no write-offs this year relating to this debt, providing reassurance that the City's credit control practices are effective.

By far the City's largest revenue and debt source is property rates and service charges.

Being secured against the property, these are rarely required to be written off by Council. However, some small balances within rates accounts (mostly relating to residual interest) are written off under delegation.



The percentage of infringements written off under delegation against the outstanding balance was under 5% in FY 22.

Strategic Plans/Policy Implications

Listening & Leading

A community focused, sustainable, accountable, and progressive organisation.

- Best practice Governance, partnerships and value for money.

Budget/Financial Implications

Amounts written off under delegation are offset against the original revenue source. The financial impact on the City from write-offs over the past year was \$24,528.81.

Legal Implications

Uncollectable debts require Council authorisation to be written off under the provisions of the *Local Government Act 1995* Section 6.12 (1)(c), unless Council has delegated this power.

Council has approved a Delegated Authority for writing off bad debts up to \$5,000, other than for rates and service charges.

Community Consultation

N/A

Risk Management Implications

It is considered good financial and risk management to regularly assess overdue debts to determine likelihood of collection.

Those debts assessed as uncollectible should be written off to improve the accuracy of the receivables value recorded in the balance sheet (as is expected by financial audit).

This also helps to ensure debt collection efforts and resources are better focused on collectible debts.

Advice to Proponent(s)/Submitters

N/A

Implications of Section 3.18(3) *Local Government Act 1995*

Nil



15.1.2 (2023/MINUTE NO 0019) (2022/MINUTE NO 0028) Review of Monetary and Non-Monetary Investments for 2021-22

Responsible Executive Acting Chief Financial Officer

Author Acting Chief Financial Officer

Attachments N/A

Officer Recommendation/Committee Recommendation/Council Decision

MOVED Cr C Reeve-Fowkes SECONDED Cr M Separovich

That Council:

(1) NOTES the report.

CARRIED 10/0

Background

Policy 'Investments of Funds' Clause 5.2 requires: *An Annual Report on the performance of the investment portfolio will be submitted to Council outlining the performance of the portfolio for the financial year.*"

Submission

N/A

Report

As per the Policy Investment of Funds, the following report is divided into two parts.

The first part is a report on cash investments held by the City and the second is for non-cash investments.

Cash Investments

The City earned the following interest income during 2021-22 (LY2020-21):

- Municipal/Reserve Funds (MFR) \$1.503m (\$1.775m)
- Rates – Administration Interest \$0.474m (\$Nil)
- Rates – Penalty Interest \$0.229 (\$Nil)
- Deferred Pension Rates \$0.012m (\$0.011m)
- ESL Interest \$0.028 (\$Nil)
- Total Interest Income \$2.248m (\$1.786m).

Interest income from the surplus cash in the Municipal Fund and Reserves (MFR) totalled \$1.503m (\$1.775m).

Interest from rates (administration, \$0.474m and penalty interest, \$0.229m) and Emergency Services Levy (ESL \$0.028m) noting there was no interest in 2020-21 as Council, in response to the State Government's COVID-19 Action Plan, resolved not to charge interest for 2020-21.



The interest rates earned by the MFR over the twelve months varied from 0.59% (1.47%) in July 2021 to 1.24% (0.59%) in June 2022.

The *Local Government Act 1995* provides the heads of power for a Council to impose interest on outstanding rates.

- Rates – Administration Interest and ESL Interest are charged at 3%,
- Rates – Penalty Interest is charged at 6%.

The *Local Government Act 1995* has a maximum interest rate of 11%. Council has always elected to impose a lower interest rate.

The rate for Deferred Pension Rates for 2021-22 was 2.15% (1.18%).

All surplus funds are invested in accordance with the *Local Government Act 1995*, associated regulations and Council's Investment Policy.

All cash investments/term deposits were and are compliant with Council's Investment Policy.

The surplus funds are invested in term deposits with APRA regulated financial institutions, apart from one investment.

The amendment to the regulations requiring Council's only invest in term deposits with a maturity now less than three years was gazetted with an over-rider allowing existing investments with a maturity term greater than three years and in non-term deposits to go to maturity (grandfathering).

The remaining grandfathered investments are three tranches of reverse mortgage-backed securities (Emerald).

The original investment of \$3m comprised three \$1m tranches. The City is currently receiving interest at the rates of 2.77%, 2.80% and 3.17% on the respective tranches.

Additional 'step-up' interest is also accruing on these three tranches at 0.9%, 1.5% and 1.9% respectively, which is required to be paid to the City upon maturity.

The current balance of 'step-up' interest on all tranches owed to the City is \$438,853.04 (30 June 2022).

The outstanding balance for the Emerald investment is \$2.47m as \$0.53m in capital has been returned to the City from one of the tranches.

Non-Cash Investments

The City has substantial freehold land on its balance sheet.

As at the 30 June 2022, that total was \$84.959m (LY \$85.94m).



The makeup of the land comprises sumps, reserves, land available for sale, freehold parks, and land which Council buildings and facilities occupy.

The Council's Land Management Strategy 2017-2022 had identified a range of land assets that are surplus to requirement, or land that could be made saleable with investment from Council.

The concept is to monetise freehold land (wherever possible) and re-invest in income producing property to generate rental income streams.

The Land Management Strategy provides for a reconciliation of the freehold land and that which is surplus to requirements.

Land sales (settled and outstanding) in 2021-22:

- 1 Semple Court, South Lake – sale for \$2.59m (\$2.43m ex GST) settled in December 2021
- Lots 9004 and 805 Merevale Gardens, Beeliar – sale for \$6.21m (ex GST) has fallen through due to the purchaser withdrawing their offer in line with terms of the contract.
- Lot 1003 Bundeli Grove and Lot 1001 Tindal Avenue, Yangebup – sale for \$5.23m is still awaiting settlement and remains conditional.

Funds received from the sale of surplus land are placed into the Council's Land Development and Investment Fund Reserve to provide a funding source for Council's land development strategies and other qualifying key projects (i.e. providing commercial returns).

Rental Income

The City generated lease and rental income in 2021-22 of \$4.73m (LY \$4.58m) on its commercial property and land portfolio.

This included the Cockburn Health and Community Centre, the Cockburn Youth Centre (office and commercial), commercial tenancies within the Cockburn ARC and the Port Coogee Marina.

This revenue was exclusive of GST and variable outgoings.

Also included in the amount is lease revenue received from the Naval Base Shacks (quarantined in reserves to meet future capital and maintenance costs), as well as the Coogee caravan park (providing a funding source for the Coogee Beach Master Plan).

The net rental revenue from the Cockburn Health and Community Centre is also quarantined for the purpose of future maintenance requirements for the facility.



This is to ensure no future demand for Municipal funding to meet capital renewal or maintenance costs on the commercial parts of the building.

Strategic Plans/Policy ImplicationsLocal Economy

A sustainable and diverse local economy that attracts increased investment and provides local employment.

- Increased Investment, economic growth and local employment.

Budget/Financial Implications

N/A

Legal Implications

N/A

Community Consultation

Nil

Risk Management Implications

There is minimal risk to the City's finances and brand should the report not be adopted.

Advice to Proponent(s)/Submitters

N/A

Implications of Section 3.18(3) *Local Government Act 1995*

Nil



15.1.3 (2023/MINUTE NO 0020) (2022/MINUTE NO 0029) Local Roads and Community Infrastructure Program (LRCIP) - Audit for the Year Ended 30 June 2022

Responsible Executive	Acting Chief Financial Officer
Author	Acting Chief Financial Officer
Attachments	<ol style="list-style-type: none">1. Audit Opinion for LRCIP Phase 1 and Phase 2 ↓2. Annual Report Declaration FY22 Phase 1 LRCIP ↓3. Annual Report Declaration FY22 Phase 2 LRCIP ↓4. CEO Financial Statement Phase 1 LRCIP FY22 ↓5. CEO Financial Statement Phase 2 LRCIP ↓6. Annual Report Table FY22 Phase 1 ↓7. Annual Report Table FY22 Phase 2 ↓

Officer Recommendation/Committee Recommendation/Council Decision

MOVED Cr C Reeve-Fowkes SECONDED Cr M Separovich

That Council:

(1) NOTES the report.

CARRIED 10/0**Background**

To ensure that all audit reports, including the Annual Financial Audit and other project or service delivery audits required by grant funding bodies, come before the Audit, Risk and Compliance Committee (ARC).

Submission

N/A

Report

The City received funding under both phases 1 and 2 of the Local Roads and Community Infrastructure Program (LRCIP) for the year ended 30 June 2022.

The acquittal of this funding is required to be audited by the City's auditor (Office of the Auditor General) and signed off by one of the City's executives (CFO has signed for Cockburn).

Nominal funding of \$1.077 million under Phase 1 provided funding for several Council projects across FY21 and FY22.

Nominal funding of \$3.723 million under Phase 2 helped fund Jandakot Road construction costs in FY22.



The unmodified audit opinion states the reports prepared were in accordance with reporting requirements under the program, and the expended amounts reported are based on proper accounts and records and used solely for the approved purposes.

Strategic Plans/Policy Implications

Listening & Leading

A community focused, sustainable, accountable and progressive organisation.

- Best practice Governance, partnerships and value for money.

Budget/Financial Implications

Audit confirmed grant monies were appropriately expended on approved projects and there are no budget or financial implications resulting from the audit.

Legal Implications

N/A

Community Consultation

N/A

Risk Management Implications

Bringing this report to the ARC ensures all audit reports received by the City, including those addressing the City's compliance with grant funding requirements, are appropriately reviewed by the ARC.

Advice to Proponent(s)/Submitters

N/A

Implications of Section 3.18(3) *Local Government Act 1995*

Nil





Auditor General

INDEPENDENT AUDITOR'S REPORT 2022 City of Cockburn

2021-22 Annual Report for the Local Roads and Community Infrastructure Program

Opinion

I have audited the accompanying special purpose annual reports for Phases 1 and 2 prepared for the Australian Government Department of Infrastructure, Transport, Regional Development, Communications and the Arts (the Department) for the Local Roads and Community Infrastructure Program (the Program) for the year ended 30 June 2022, which comprises:

- the Chief Executive Officer's Financial Statement for Phases 1 and 2
- Annual Report Tables financial information limited to the *Total Approved LRCI Funding Contribution* and *LRCI Funding Actual Expenditure* for Phases 1 and 2.

The annual reports have been prepared by the City of Cockburn (the City) in accordance with the requirements of the COVID-19 Local Roads and Community Infrastructure Program Guidelines (the Guidelines) for Phases 1 and 2 of the Program to meet the reporting requirements of the Australian Government Department of Infrastructure, Transport, Regional Development, Communications and the Arts.

In my opinion, in all material respects:

- the Chief Executive Officer's Financial Statements and Annual Report Tables financial information limited to the *Total Approved LRCI Funding Contribution* and *LRCI Funding Actual Expenditure* for Phases 1 and 2 are based on, and in agreement with, proper accounts and records
- the amount reported as expended during the year was used solely for expenditure on approved Local Roads and Community Infrastructure Projects
- the amount certified by the Chief Executive Officer in the Chief Executive Officer's Financial Statement as the City own source expenditure on the Program during the year is based on, and in agreement with, proper accounts and records.

Basis for opinion

I conducted my audit in accordance with the Australian Auditing Standards. My responsibilities under those standards are further described in the *Auditor's responsibilities for the audit of the annual report* section of my report.

I believe that the audit evidence I have obtained is sufficient and appropriate to provide a basis for my opinion.

Emphasis of matter

I draw attention to the matter below. My opinion is not modified in respect of this matter.

Basis of accounting

The annual reports have been prepared for the purpose of fulfilling the City's reporting obligations to the Australian Government Department of Infrastructure, Transport, Regional Development, Communications and the Arts under the Guidelines. As a result, the annual report may not be suitable for another purpose.

Other matter

I draw attention to the matter below. My opinion is not modified in respect of this matter.

Restriction on Distribution and Use

As a result of the basis of accounting, my report is intended solely for the City and the Australian Government Department of Infrastructure, Transport, Regional Development, Communications and the Arts and should not be distributed to or used by parties other than the City or the Australian Government Department of Infrastructure, Transport, Regional Development, Communications and the Arts.

Other information

The Chief Executive Officer is responsible for the other information. The other information is the information in the annual reports for the year ended 30 June 2022, but not the information of the annual reports as described in the Opinion section of my report and my auditor's report.

My opinion on the annual reports do not cover the other information and, accordingly, I do not express any form of assurance conclusion thereon.

Responsibilities of the Chief Executive Officer for the annual report

The Chief Executive Officer is responsible for the preparation of the annual reports in accordance with the requirements of the Guidelines, and for such internal control as the Chief Executive Officer determines is necessary to enable the preparation of the annual reports that are free from material misstatement, whether due to fraud or error.

In preparing the annual reports, the Chief Executive Officer is responsible for assessing the City's ability to continue as a going concern, disclosing, as applicable, matters relating to going concern and using the going concern basis of accounting unless the State Government has made decisions affecting the continued existence of the City.

Auditor's responsibilities for the audit of the annual report

The objectives of my audit are to obtain reasonable assurance about whether the annual reports as a whole are free from material misstatement, whether due to fraud or error, and to issue an auditor's report that includes my opinion. Reasonable assurance is a high level of assurance, but is not a guarantee that an audit conducted in accordance with Australian Auditing Standards will always detect a material misstatement when it exists.

Misstatements can arise from fraud or error and are considered material if, individually or in the aggregate, they could reasonably be expected to influence the economic decisions of users taken on the basis of the annual reports. The risk of not detecting a material misstatement resulting from fraud is higher than for one resulting from error, as fraud may involve collusion, forgery, intentional omissions, misrepresentations, or the override of internal control.

A further description of my responsibilities for the audit of the annual reports is located on the Auditing and Assurance Standards Board website. This description forms part of my auditor's report and can be found at https://www.auasb.gov.au/auditors_responsibilities/ar4.pdf.


My independence and quality control relating to the report on the annual report

I have complied with the independence requirements of the *Auditor General Act 2006* and the relevant ethical requirements relating to assurance engagements. In accordance with ASQC 1 *Quality Control for Firms that Perform Audits and Reviews of Financial Reports and Other Financial Information, and Other Assurance Engagements*, the Office of the Auditor General maintains a comprehensive system of quality control including documented policies and procedures regarding compliance with ethical requirements, professional standards and applicable legal and regulatory requirements.



Steven Hoar
Director Financial Audit
Delegate of the Auditor General For Western Australia
Perth, Western Australia
31 October 2022





LOCAL ROADS AND COMMUNITY INFRASTRUCTURE (LRCI) PROGRAM

2021-22 Annual Report Declaration

Phase: 1

Eligible Funding Recipient: City of Cockburn

I declare that:

- I have read, understood and agree to abide by the Program Guidelines on the Department's website at <https://investment.infrastructure.gov.au/about/local-initiatives/local-roads-and-community-infrastructure/> as in force at the time of submission;
- The information I have submitted in this form is, to the best of my knowledge, true, accurate and complete. I also understand that giving false or misleading information is a serious offence under the Criminal Code 1995 (Cth);
- The financial statement is a true statement of the receipts and expenditure of the Local Roads and Community Infrastructure Program payments received;
- the Approved Projects will be physically complete by (30/06/2022) unless otherwise agreed by the Department;
- I understand that the Local Roads and Community Infrastructure Program is an Australian Government program and that the Department will use the information provided in accordance with:
 - Australian Government Public Data Policy Statement;
 - Commonwealth Grants Rules and Guidelines;
 - Applicable Australian laws; and
 - May make information publically available within the course of the LRCI Program (for example in media releases or promotional materials).



- I am authorised to complete this form and to sign and submit this declaration on behalf of the Eligible Funding Recipient.
- I am submitting an Annual Report Template that is in the correct format;
- I am submitting a Chief Officer's Financial Statement, that is in the correct format and signed by an authorised officer within the organisation.
- I have included photographic evidence of projects under construction and completed projects.
- I have engaged an Appropriate Auditor as defined by the National Land Transport Act 2014 and their audit opinion is attached.


Full name: Stuart Downing

Position: ~~Chief Executive Officer~~/Chief Financial Officer

Council: City of Cockburn

Email address: sdowning@cockburn.wa.gov.au

Signature: _____



This form must be signed by the Chief Executive Officer, Deputy Chief Executive Officer, Chief Financial Officer or an equivalent Executive Officer.





Australian Government
Department of Infrastructure, Transport,
Regional Development and Communications

LOCAL ROADS AND COMMUNITY INFRASTRUCTURE (LRCI) PROGRAM

2021-22 Annual Report Declaration

Phase: 2

Eligible Funding Recipient: City of Cockburn

I declare that:

- I have read, understood and agree to abide by the Program Guidelines on the Department's website at <https://investment.infrastructure.gov.au/about/local-initiatives/local-roads-and-community-infrastructure/> as in force at the time of submission;
- The information I have submitted in this form is, to the best of my knowledge, true, accurate and complete. I also understand that giving false or misleading information is a serious offence under the Criminal Code 1995 (Cth);
- The financial statement is a true statement of the receipts and expenditure of the Local Roads and Community Infrastructure Program payments received;
- the Approved Projects will be physically complete by (30/06/2022) unless otherwise agreed by the Department;
- I understand that the Local Roads and Community Infrastructure Program is an Australian Government program and that the Department will use the information provided in accordance with:
 - Australian Government Public Data Policy Statement;
 - Commonwealth Grants Rules and Guidelines;
 - Applicable Australian laws; and
 - May make information publically available within the course of the LRCI Program (for example in media releases or promotional materials).



- I am authorised to complete this form and to sign and submit this declaration on behalf of the Eligible Funding Recipient.
- I am submitting an Annual Report Template that is in the correct format;
- I am submitting a Chief Officer's Financial Statement, that is in the correct format and signed by an authorised officer within the organisation.
- I have included photographic evidence of projects under construction and completed projects.
- I have engaged an Appropriate Auditor as defined by the National Land Transport Act 2014 and their audit opinion is attached.


Full name: Stuart Downing

Position: ~~Chief Executive Officer~~/Chief Financial Officer

Council: City of Cockburn

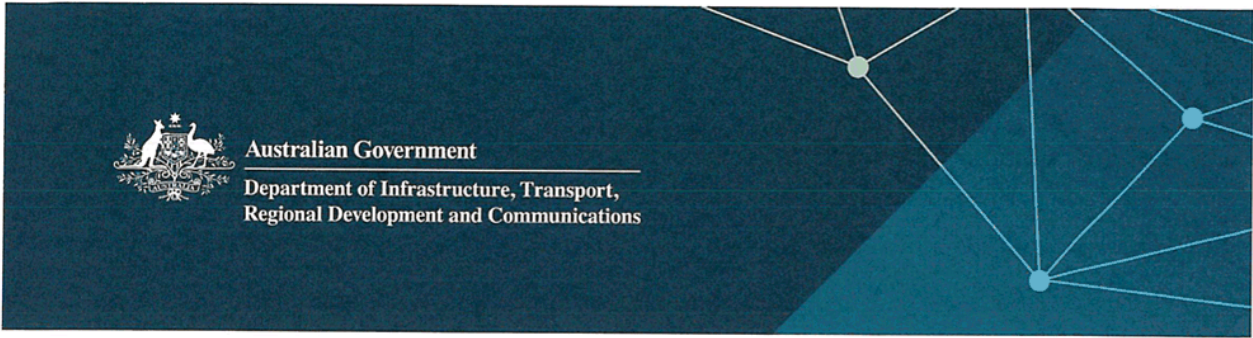
Email address: sdowning@cockburn.wa.gov.au

Signature:



This form must be signed by the Chief Executive Officer, Deputy Chief Executive Officer, Chief Financial Officer or an equivalent Executive Officer.





LOCAL ROADS AND COMMUNITY INFRASTRUCTURE (LRCI) PROGRAM

Chief Executive Officer’s Financial Statement

The following Financial Statement is a true statement of the receipts and expenditure of the Local Roads and Community Infrastructure Program funding received for Phase (1) by (City of Cockburn).

Nominal Funding Allocation: \$1,077,107

2020-2021 Financial Year:

LRCI Funding Received 2020-2021	LRCI Funding Expended 2020-2021
\$805,667	\$569,044.66

2021-2022 Financial Year:

LRCI Funding Received 2021-2022	LRCI Funding Expended 2021-2022
\$163,729	\$453,366.92

Own Source Expenditure:

Project	Amount	Source
LRCI Phase 1	\$5,549,394.93	Grant is being provided by state government road grants and council funds.

Name of Chief Executive Officer/Chief Financial Officer: Stuart Downing

Date: 31 October 2022


Signature of Chief Executive Officer/Chief Financial Officer:

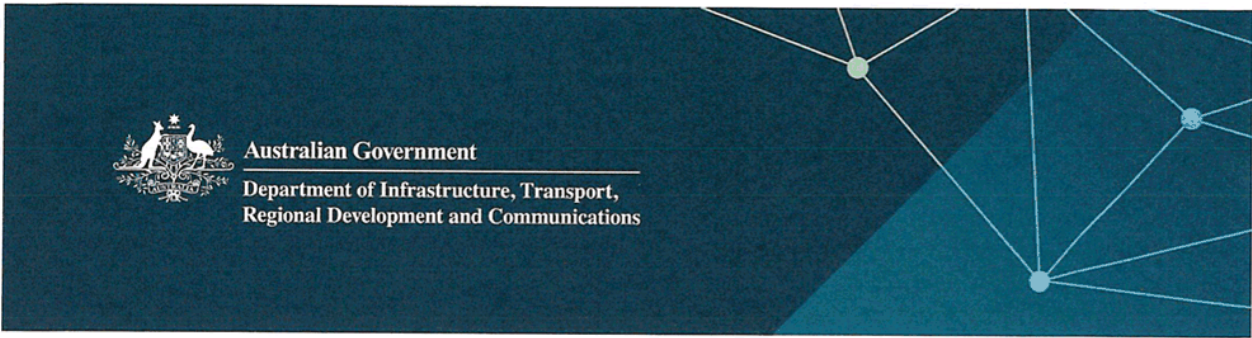
This form must be signed by the Chief Executive Officer, Deputy Chief Executive Officer, Chief Financial Officer or an equivalent Executive Officer. This Chief Executive Officer’s Financial Statement and Annual Report for Phase 1 as at 30 June 2022 is a special purpose financial report which has been prepared using an accrual basis of accounting and in accordance with the requirements of the Australian Government Department of Infrastructure, Transport, Regional Development, Communications and Arts’ COVID19 Local Roads and Community Infrastructure Program Guidelines Phase 1.



Note:

2020-2021 Financial Year Funding Received/Expended	These funding amounts should reflect the information provided in the 2020-2021 CEO Financial Statement.
LRCI Nominal Funding Allocation	This is the nominal grant funding allocated to the Eligible Funding Recipient for each Phase. The Nominal Funding Allocation can be found under Section D of the approved Grant Agreement or in the eligible funding recipient’s approved Work Schedule.
LRCI Funding Received	Eligible Funding Recipients should enter the total Grant Funding they have received from the Department for that Phase during the 2021-2022 Financial Year.
LRCI Funding Expended	This is the actual program funds expended by the Eligible Funding Recipient on all approved projects in the Phase Approved Work Schedule during the 2021-2022 Financial Year. This number should only include program funding. Any additional Council or third party contributions, such as a state or territory government are included in the section: Own Source Expenditure.
Own Source Expenditure	Own Source expenditure should include the total non-LRCI Program funds spent by the Eligible Funding Recipient on approved projects. This total should include all state or Australian Government contributions not associated with the LRCI Program.





LOCAL ROADS AND COMMUNITY INFRASTRUCTURE (LRCI) PROGRAM

Chief Executive Officer’s Financial Statement

The following Financial Statement is a true statement of the receipts and expenditure of the Local Roads and Community Infrastructure Program funding received for Phase (2) by (City of Cockburn).

Nominal Funding Allocation: \$3,723,182

2020-2021 Financial Year:

LRCI Funding Received 2020-2021	LRCI Funding Expended 2020-2021
\$1,861,591	\$0

2021-2022 Financial Year:

LRCI Funding Received 2021-2022	LRCI Funding Expended 2021-2022
\$0	\$3,723,182

Own Source Expenditure:

Project	Amount	Source
Jandakot Rd Construction Stage 2	\$5,818,552.87	Grant is being provided by state government road grants and council funds.

Name of Chief Executive Officer/Chief Financial Officer: Stuart Downing

Date: 31 October 2022


Signature of Chief Executive Officer/Chief Financial Officer:

This form must be signed by the Chief Executive Officer, Deputy Chief Executive Officer, Chief Financial Officer or an equivalent Executive Officer. This Chief Executive Officer’s Financial Statement and Annual Report for Phase 2 as at 30 June 2022 is a special purpose financial report which has been prepared using an accrual basis of accounting and in accordance with the requirements of the Australian Government Department of Infrastructure, Transport, Regional Development, Communications and Arts’ COVID19 Local Roads and Community Infrastructure Program Guidelines Phase 2.



Note:

2020-2021 Financial Year Funding Received/Expended	These funding amounts should reflect the information provided in the 2020-2021 CEO Financial Statement.
LRCI Nominal Funding Allocation	This is the nominal grant funding allocated to the Eligible Funding Recipient for each Phase. The Nominal Funding Allocation can be found under Section D of the approved Grant Agreement or in the eligible funding recipient's approved Work Schedule.
LRCI Funding Received	Eligible Funding Recipients should enter the total Grant Funding they have received from the Department for that Phase during the 2021-2022 Financial Year.
LRCI Funding Expended	This is the actual program funds expended by the Eligible Funding Recipient on all approved projects in the Phase Approved Work Schedule during the 2021-2022 Financial Year. This number should only include program funding. Any additional Council or third party contributions, such as a state or territory government are included in the section: Own Source Expenditure.
Own Source Expenditure	Own Source expenditure should include the total non-LRCI Program funds spent by the Eligible Funding Recipient on approved projects. This total should include all state or Australian Government contributions not associated with the LRCI Program.



	Approved Projects (Project Name in Approved Work Schedule)	Total Project Cost (\$)	Total Approved LRCI Funding Contribution (\$)	LRCI Funding Actual Expenditure (\$)	Actual Construction Start Date (MM/YY)	Construction Completion Date (MM/YY)	Projects Status	Jobs Supported – Council Employees (FTE)	Jobs Supported – Contractors (FTE)	Actual project location data (Coordinates)	Primary Work Category	Secondary Work Category	Outcome Category	Outcome Achieved (Y/N)	Recycled materials used? (Road base, organic, Glass, paper, construction)	Indigenous employment or business use
1	Malabar Park Playground	73,000.00	-	0			Cancelled									
2	Malabar Park Seating and Shade Structures	42,000.00	-	0			Cancelled									
3	Frankland Ave road widening and traffic flow treatments	700,000.00	200,000.00	-	Mar-21	May-21	Completed	4	20	Long 115.848156, Lat -32.179607	Reconstruction		Transport infrastructure	Y	No	No
4	Replacement of evaporative air conditioning system at the Coogee Beach Surf Life Saving Club	175,000.00	139,876.00	-	Feb-21	Jun-21	Completed	3	3	Long 115.764178, Lat -32.114320	Sporting and recreation facilities		Sports & active communities	Y	No	No
5	Henderson Reuse Shop Air Conditioning	45,000.00	45,000.00	-	Dec-20	Dec-20	Completed	1	2	Long 115.796550 Lat -32.164185	Other		Support for essential services	Y	No	No
6	South Coogee Clubrooms External Works	30,000.00	30,000.00	-	Apr-21	Jun-21	Completed	1	2	Long 115.784256, Lat -32.144670	Sporting and recreation facilities		Sports & active communities	Y	No	No
7	Slow Down Coastal Path	154,204.17	100,000.00	44,266.40	Dec-20	Mar-22	Completed	2	5	-37.117438, 115.763678 to South Beach -32.078169, 115.752091	Bicycle and Walking Paths		Local amenity and community wellbeing	Y	No	No
8	Hammond Park Shared Path	100,000.00	100,000.00	100,000.00	Jun-21	Feb-22	Completed	2	5	32.14318, 115.854769 to -32.173419, 115.856357	Bicycle and Walking Paths		Road user and pedestrian safety	Y	No	No
9	Urban Forest Crossing	100,000.00	256,000.00	215,296.52	Jun-21	Mar-22	Completed	2	5	-32.074705, 115.787996	Traffic Improvement	Bicycle and Walking Paths	Road user and pedestrian safety	Y	No	No
10	Chieftain Esplanade - Road Closure Infrastructure	18,000.00	-				Withdrawn									
11	Yangebup Local Centre	100,000.00	100,000.00	81,680.00	Jun-21	Nov-21	Completed	3	5	Long 115.823109, Lat -32.124052	Landscaping Improvements		Local amenity and community wellbeing	Y	Yes, the verge planters are made of recycled intermediate bulk containers. The balustrades have used reclaimed Jarrah timber. The soil in the containers is composted green waste.	No
12	Smart LED Street Light Trial in North Coogee	106,231.00	106,231.00	12,124.00	Dec-20	Dec-20	Completed	2	3	Refer below	Street Lighting Equipment		Road user and pedestrian safety	Y	Energy Efficient lighting	No
	TOTAL		1,077,107.00	453,366.92												



Eligible Funding Recipient:
 Annual Report: 2021-2022
 LRCI Program Phase: 2

	Approved Projects (Project Name and Order as appears in the Approved Work Schedule)	Total Project Cost (\$)	Total Approved LRCI Funding Contribution (\$)	LRCI Funding Actual Expenditure (Financial Year Period) (\$)	Actual Construction Start Date (MM/YY)	Construction Completion Date (MM/YY)	Projects Status	Jobs Supported – Council Employees (FTE)	Jobs Supported – Contractors (FTE)	Actual project location data (Coordinates)	Primary Work Category	Secondary Work Category	Outcome Category	Outcome Achieved (Y/N)	Recycled materials used? (Road base, organic, Glass, paper, construction)	Indigenous employment or business use
1	Jandakot Rd Construction Stage 2(Berrigan to Solomon)	10,700,000.00	3,723,182.00	3,723,182.00	Aug-21	Jun-22	Completed	1	50	Fremantle	Reconstruction	Reconstruction	Transport infrastructure	Y	No	No
2																
3																
4																
5																
6																
7																
8																
9																
10																
11																
12																
13																
14																
15																
16																
17																
18																
19																
20																
	TOTAL		3,723,182.00	3,723,182.00												



15.1.4 (2023/MINUTE NO 0021) (2022/MINUTE NO 0030) Roads to Recovery Funding Program - Audit for the Year Ended 30 June 2022

Responsible Executive	Acting Chief Financial Officer
Author	Acting Chief Financial Officer
Attachments	<ol style="list-style-type: none"> 1. Opinion - Roads to Recovery - 30 June 2022 ↓ 2. Roads to Recovery financial statement - 30 June 2022 ↓

Officer Recommendation/Committee Recommendation/Council Decision

MOVED Cr C Reeve-Fowkes SECONDED Cr M Separovich
That Council:

- (1) NOTES the report.

CARRIED 10/0

Background

To ensure that all audit reports, including annual financial audit and other project or service delivery audits required by grant funding bodies, come before the Audit, Risk and Compliance Committee (ARC).

Submission

N/A

Report

The City received funding of \$616,403 during FY22 under the Roads to Recovery Program.

This funding was applied to the Hammond Road duplication project.

The City is required to prepare an audited statement in accordance with the requirements of section 90 of the *National Land Transport Act 2014* and the Roads to Recovery Funding Conditions 2019.

The unmodified audit opinion attached states the reports prepared were in accordance with the reporting requirements, and the reported expenditure is based on proper accounts and records and used solely for the approved purposes.

Strategic Plans/Policy Implications

Listening & Leading

A community focused, sustainable, accountable and progressive organisation.

- Best practice Governance, partnerships and value for money.

Budget/Financial Implications

Audit confirmed grant monies were appropriately expended on the approved project and there are no budget or financial implications resulting from the audit.

Legal Implications

N/A

Community Consultation

N/A

Risk Management Implications

Bringing this report to the ARC ensures all audit reports received by the City, including those addressing the City's compliance with grant funding requirements, are appropriately reviewed by the ARC.

Advice to Proponent(s)/Submitters

N/A

Implications of Section 3.18(3) *Local Government Act 1995*

Nil



Auditor General

INDEPENDENT AUDITOR'S REPORT 2022 City of Cockburn

To the Chief Executive Officer of the City of Cockburn

Part 1 – Chief Executive Officer's Financial Statement for the Roads to Recovery Program under Part 8 of the *National Land Transport Act 2014*

Opinion

I have audited the accompanying special purpose financial statement presented in Part 1 – Chief Executive Officer's Financial Statement for the Roads to Recovery Program (the Program), which comprises a Statement of Receipts and Expenditure (the Statement) for the year ended 30 June 2022.

The Statement has been prepared by the City of Cockburn (the City) in accordance with the requirements of section 90 of the *National Land Transport Act 2014* (the Act) and the *Roads to Recovery Funding Conditions 2019* (the Conditions) to meet the reporting requirements of the Australian Government Department of Infrastructure, Transport, Regional Development, Communications and the Arts.

In my opinion, in all material respects:

- the Statement is based on, and in agreement with proper accounts and records
- the amount reported in the Statement as expended during the year was used solely for expenditure on the construction and/or maintenance of roads
- the amount certified by the Chief Executive Officer of the City in the Statement as its own source expenditure on roads during the year is based on, and in agreement with proper accounts and records.

Basis for opinion

I conducted my audit in accordance with the Australian Auditing Standards. My responsibilities under those standards are further described in the Auditor's responsibilities for the audit of the Statement section of my report.

I believe that the audit evidence I have obtained is sufficient and appropriate to provide a basis for my opinion.

Emphasis of matter

I draw attention to the matter below. My opinion is not modified in respect of this matter.

Basis of accounting

The Statement has been prepared for the purpose of fulfilling the City's reporting obligations to the Australian Government Department of Infrastructure, Transport, Regional Development, Communications and the Arts under the Act and the Conditions. As a result, the Statement may not be suitable for another purpose.



Other matter

I draw attention to the matter below. My opinion is not modified in respect of this matter.

Restriction on distribution and use

As a result of the basis of accounting, my report is intended solely for the City and the Australian Government Department of Infrastructure, Transport, Regional Development, Communications and the Arts and should not be distributed to or used by parties other than the City or the Australian Government Department of Infrastructure, Transport, Regional Development, Communications and the Arts.

Other information

The Chief Executive Officer is responsible for the other information. The other information comprises the information accompanying the Statement, such as Parts 2, 3 and 4 for the year ended 30 June 2022, but not the Statement and my auditor's report.

My opinion on the Statement does not cover the other information and, accordingly, I do not express any form of assurance conclusion thereon.

Responsibility of the Chief Executive Officer for the Statement

The Chief Executive Officer is responsible for the preparation of the Statement in accordance with the requirements of the Act and Conditions, and for such internal control as the Chief Executive Officer determines is necessary to enable the preparation of the Statement that is free from material misstatement, whether due to fraud or error.

In preparing the Statement, the Chief Executive Officer is responsible for assessing the City's ability to continue as a going concern, disclosing, as applicable, matters relating to going concern and using the going concern basis of accounting unless the State Government has made decisions affecting the continued existence of the City.

Auditor's responsibilities for the audit of the Statement

The objectives of my audit are to obtain reasonable assurance about whether the Statement is free from material misstatement, whether due to fraud or error, and to issue an auditor's report that includes my opinion. Reasonable assurance is a high level of assurance but is not a guarantee that an audit conducted in accordance with Australian Auditing Standards will always detect a material misstatement when it exists.

Misstatements can arise from fraud or error and are considered material if, individually or in the aggregate, they could reasonably be expected to influence the economic decisions of users taken on the basis of the Statement. The risk of not detecting a material misstatement resulting from fraud is higher than for one resulting from error, as fraud may involve collusion, forgery, intentional omissions, misrepresentations, or the override of internal control.

A further description of my responsibilities for the audit of the Statement is located on the Auditing and Assurance Standards Board website. This description forms part of my auditor's report and can be found at https://www.auasb.gov.au/auditors_responsibilities/ar4.pdf.

My independence and quality control relating to the report on the Statement

I have complied with the independence requirements of the *Auditor General Act 2006* and the relevant ethical requirements relating to assurance engagements. In accordance with ASQC 1 *Quality Control for Firms that Perform Audits and Reviews of Financial Reports and Other Financial Information, and Other Assurance Engagements*, the Office of the Auditor General maintains a comprehensive system of quality control including documented policies and procedures regarding compliance with ethical requirements, professional standards and applicable legal and regulatory requirements.



Steven Hoar
Director Financial Audit
Delegate of the Auditor General for Western Australia
Perth, Western Australia
31 October 2022



Australian Government
 Department of Infrastructure, Transport,
 Regional Development, Communications and the Arts

NATIONAL LAND TRANSPORT ACT 2014, PART 8

PART 1 - CHIEF EXECUTIVE OFFICER'S FINANCIAL STATEMENT AND AUDITOR'S REPORT

Chief Executive Officer's financial statement
 (see subclause 6.2(a) of the funding conditions)

Basis of Preparation

This Chief Executive Officer's Financial Statement of receipts and expenditure as at 30 June 2022 is a special purpose financial report which has been prepared using an accrual basis of accounting and in accordance with the requirements of the National Land Transport Act 2014 and Roads to Recovery Funding Conditions 2019.

The following financial statement is a true statement of the receipts and expenditure of the Roads to Recovery payments received by City of Cockburn under Part 8 of the *National Land Transport ACT 2014* in the financial year 2021-22.

[1]	[2]	[3]	[4]	[5]
Amount brought forward from previous financial year \$	Amount received in report year \$	Total amount available for expenditure in report year \$	Amount expended in report year \$	Amount carried forward to next financial year \$
		[1]+[2]		[3]-[4]
-566,403	616,403	50,000	50,000	0

The own source expenditure on roads for City of Cockburn in 2021-22 was: \$7,637,429

(signature of Chief Executive Officer/General Manager)

31/10/ 2022

Victoria Green


(name of Chief Executive Officer/General Manager)

Auditor's report

(Conditions clause 2(b))

In my opinion

Please see attached audit report





Australian Government
Department of Infrastructure, Transport,
Regional Development, Communications and the Arts

- (i) the financial statement above is based on proper accounts and records;
- (ii) the financial statement above is in agreement with proper accounts and records;
- (iii) the amount expended during the year was used for the purpose of expenditure on maintenance and/or construction of the asset;
- (iv) the amount certified by the Executive Officer is the recipient's own source expenditure during the year, and in agreement with proper accounts and records.

I am an "appropriate auditor" as defined in section 4 of the *National Land Transport ACT 2014*.

(Name of auditor)
 / / 2022
 (name of auditor)
 (name of auditor)

- Section 4 of the Act, "appropriate auditor" means:
- (a) in relation to a funding recipient whose accounts are required by law to be audited by the Auditor-General of a State — the Auditor-General of the State; or
 - (b) in relation to a person or body whose accounts are required by law to be audited by the Auditor-General of the Commonwealth — the Auditor-General of the Commonwealth; or
 - (c) in relation to any other funding recipient — a person (other than an officer or employee of the person or body) who is:
 - (i) registered as a company auditor or a public accountant under a law in force in a State; or
 - (ii) a member of the Institute of Chartered Accountants in Australia or of the Australian Society of Accountants.





Australian Government
Department of Infrastructure, Transport,
Regional Development, Communications and the Arts

PART 2 - STATEMENT OF ACCOUNTABILITY BY CHIEF EXECUTIVE OFFICER

(see subclauses 6.3(a), (c) and (d) of the funding conditions)

I, Victoria Green, Chief Executive Officer or General Manager, of
City of Cockburn, hereby certify, in accordance with the conditions
determined under section 90 of the *National Land Transport ACT 2014* (the Funding Conditions),
that:

- (a) Roads to Recovery funds received by City of Cockburn during the year 2021-22
which have been spent on the construction and/or maintenance of roads;
- (b) City of Cockburn has fulfilled the signage and other public information
conditions in Part 3 of the Funding Conditions; and
- (c) during the financial year City of Cockburn has otherwise fulfilled all of the
Funding Conditions.

A handwritten signature in black ink, appearing to be 'V Green'.

(signature of Chief Executive Officer/General Manager)

31/10/2022





Australian Government
 Department of Infrastructure, Transport,
 Regional Development, Communications and the Arts

PART 3 – STATEMENT ON EXPENDITURE MAINTENANCE BY CHIEF EXECUTIVE OFFICER

(see subclause 6.3(b) of the funding conditions)

I, Victoria Green, Chief Executive Officer/General Manager, of
City of Cockburn, state that, in accordance with the funding
 conditions determined under section 90 of the *National Land Transport ACT 2014* :

- 1(a) expenditure on the construction and/or maintenance of roads by City of Cockburn using its own sources funds in the year to which this report refers was \$7,637,429.
- 1(b) the reference amount for City of Cockburn is \$3,212,001.

The following information need only be provided if the expenditure shown in 1(a) is less than the reference amount as shown in 1(b) above:

- 2(a) expenditure on the construction and/or maintenance of roads by City of Cockburn using its own sources funds for the year prior to the year to which this report refers was \$4,771,494.
- 2(b) the average of expenditure on the construction and/or maintenance of roads by City of Cockburn using its own source funds for the year to which this report refers and the previous year was \$6,204,462.

The following information need only be provided if the expenditure shown in 1(a) is less than the reference amount as shown in 1(b) above:

- 3(a) expenditure on the construction and/or maintenance of roads by City of Cockburn using its own sources funds in the year two years before the year to which this report refers was \$8,889,653.
- 3(b) the average of expenditure on the construction and/or maintenance of roads by City of Cockburn using its own source funds for the year to which this report refers and the previous two years was \$7,099,525.

(signature of Chief Executive Officer/General Manager)

31 / 10 / 2022





Australian Government
 Department of Infrastructure, Transport,
 Regional Development, Communications and the Arts

PART 4

STATEMENT OF EXPECTATIONS RELATING TO ROAD SAFETY

The following projects completed year ending 30 June xxxx have been formally evaluated as per the work schedule:

STATEMENT OF OUTCOMES BY CHIEF EXECUTIVE OFFICER

(see subclause 6.3(e) of the funding conditions)

City of Cockburn has achieved the following outcomes under the Roads to Recovery Program in 2021-22:

Hammond Road duplication will increase safety for pedestrian and cyclists, whilst additional lanes will support the increase of vehicle (up to 22,000) and improve the south - north connectivity of traffic.

Key outcomes

Outcome	Estimated % of Roads to Recovery Expenditure (all projects)
1. Road Safety	50
2. Regional economic development	20
3. Achievement of asset maintenance strategy	0
4. Improved access for heavy vehicles	15
5. Promotion of tourism	0
6. Improvements of school bus routes	0
7. Access to remote communities	0
8. Access to intermodal facilities	0
9. Traffic management	15
10. Improved recreational opportunities	0
11. Amenity of nearby residents	0
12. Equity of access (remote areas)	0
13. Other	0
TOTAL	100

31/10/ 2022

(signature of Chief Executive Officer/General Manager)

15.1.5 (2023/MINUTE NO 0022) (2022/MINUTE NO 0032) Legal and Other Expert Advice and Proceedings Between City of Cockburn and Other Parties

Responsible Executive Executive Governance and Strategy

Author Risk and Governance Advisor

Attachments 1. Legal Register (Costs ≥ \$2,000) 01.07.2021 - 30.06.2022 Financial Year **(Confidential)**

Officer Recommendation/Committee Recommendation/Council Decision

MOVED Cr C Reeve-Fowkes SECONDED Cr M Separovich

That Council:

- (1) RECEIVES the report on legal proceedings and other expert advice commenced or responded to by the City during the 2021-2022 Financial Year as noted in the Confidential Attachment.

CARRIED 10/0

Background

At its meeting on 13 December 2018, Council adopted the policy “Obtaining Legal and Other Expert Advice and Legal Proceedings Between City of Cockburn and Other Parties” (the Policy) and associated Delegated Authority “Obtaining Legal or Other Expert Advice and Legal Proceedings Between City of Cockburn and Other Parties”, to clarify the methodology by which legal or other expert advice is provided to Elected Members, to enable them to perform their civic function.

As a result, the Legal Advice Register provided annually to the Audit, Risk and Compliance Committee is now limited to the notification of those issues which are in relation to or because of a Council resolution, or where the amount related to administrative advice is of such an amount to warrant Council’s attention, which is capped at \$2,000 or above.

Submission

N/A

Report

Clause 1 *Application* of the Policy states:

‘This Policy applies to legal and other expert advice sought by the City of Cockburn, and legal proceedings commenced or responded to by the City, or any person acting in their capacity as a representative of the City and for whom the City is vicariously liable.’



Clause 3 *Commencing Legal Proceedings* of the Policy states:

'(7) The CEO shall establish and maintain a procedure which enables those matters which are subject to the terms of this section to be centrally recorded and updated.

(8) A record of the procedure mentioned in (7) above shall be presented to the Audit and Strategic Finance Committee at least annually, or as often as considered appropriate by the CEO or as requested by the Audit and Strategic Finance Committee.'

A summary of the legal proceedings and other expert advice commenced or responded to by the City during the 2021-2022 Financial Year, as a result of a Council resolution, or of a significant amount that warrants Council's attention, has been circulated under separate Confidential cover (refer Confidential Attachment 1).

Strategic Plans/Policy Implications

Listening & Leading

A community focused, sustainable, accountable and progressive organisation.

- Best practice Governance, partnerships and value for money.

Budget/Financial Implications

The table below highlights the legal fees expensed during 2021-2022 with commensurate, where relevant, reimbursements, fines and penalties arising from the incurring of the legal expenditure.

The table lists the legal services cost incurred for legal advice \geq \$2,000, per subject matter.

Costs \geq \$2,000 incurred for legal services during 2021–2022 financial year	
Name of Firm	Fees Paid
CS Legal (rates and debt recovery, and court representation)	\$242,744.57
Cygnnet Workplace Investigations	\$2,850.00
Galt Geotechnics Pty Ltd	\$3,500.00
Jackson McDonald	\$130,030.00
Kott Gunning	\$8,826.40
Lavan Legal Service	\$30,636.00
McGees Property	\$3,250.00
McLeod Solicitors and Barristers	\$193,785.94
Minter Ellison	\$4,446.00
Moray & Agnew Lawyers	\$49,996.00
SPC Conservation	\$2,409.17
Total firms' fees	\$672,474.08
Fines, penalties and recoveries income	(\$310,890.19)
Net fees (after fines, penalties and recoveries)	\$361,583.89



This year's net legal fees (after fines, penalties and recoveries) were \$361,583.89. For comparison, last year's net legal fees were \$211,035.50.

Engaging CS Legal for rates and debt recovery, and associated court representation cost the City \$242,744.57, while leading to \$241,190.19 in cost recovery.

The above includes industrial relation issues, legal advice following authorised enquiries, unauthorised developments, untidy properties, litter, environmental health, debt recoveries for unpaid rates, and dog licence infringements.

Legal Implications

Part 9 Division 2 of the *Local Government Act 1995* refers.

Community Consultation

N/A

Risk Management Implications

There are no risks associated with this recommendation, however failure to present this report to Council annually presents a 'Low' level of 'Compliance' risk in accordance with Council adopted Policy.

Advice to Proponent(s)/Submitters

N/A

Implications of Section 3.18(3) *Local Government Act 1995*

Nil



16. Committee Minutes

16.1 Audit Risk and Compliance Committee Meeting – 7/12/2022

16.1 (2023/MINUTE NO 0023) Minutes - Audit Risk and Compliance Committee Meeting 7 December 2022

Officer Recommendation/Council Decision

MOVED Cr C Reeve-Fowkes SECONDED Cr M Separovich

That Council:

- (1) RECEIVES the Minutes of the Audit Risk and Compliance Committee Meeting 7 December 2022.

CARRIED 10/0



17. Motions of Which Previous Notice Has Been Given

17.1 (2023/MINUTE NO 0024) Parking - Progress Drive

Responsible Executive Chief of Community Services
Author Head of Community Safety and Ranger Services
Attachments 1. Subject Site [↓](#)

Officer Recommendation/Council Decision

MOVED Cr C Reeve-Fowkes SECONDED Cr M Separovich
That Council:

- (1) NOTES this report; and
- (2) NOTES that \$40,000 for a proposed feasibility study will be added to the FY24 draft municipal budget for Council's future consideration.

CARRIED 10/0

Background

Cr Stone submitted the following Notice of Motion on 10 January 2023:

That the City investigates options to create formalised verge parking along Progress Drive, between Gwillam and Bibra Drive, like that closer to the Adventure playground, with options to make this a paid parking area given its popularity in peak summer periods, to be presented back to Council for consideration for the 2023/24 budget.

Reason

Every day in summer this verge is used by people going to Adventure World, due to lack of available parking in the area.

It is dusty, it looks inconsistent with the rest of the area, and could be made to look so much better to potentially attract more visitors to the entertainment facilities in the precinct, such as Adventure World, Ice Arena, and in future, the Aboriginal Cultural and Visitor Centre.

Public transport to this precinct is terrible, so this lack of parking issue is never going to get any better.

By making this paid verge parking, it should encourage patrons to seek the unpaid parking options first.

Submission

N/A



Report

Subject Site Context

The subject site is prone to seasonal influxes in local tourism, primarily driven by the natural features of Bibra Lake, the adjacent Adventure Playground, Adventure World, and the Cockburn Ice Arena.

Approximately 90 car bays (south of the Adventure Playground) and 770 car bays (at Lot 2016 Gwilliam Drive) adjoining Adventure World, service the subject site.

Lot 2016 Gwilliam Drive is City land leased to Adventure World until 2027.

Based on a desktop review, the current carparks offers high availability for visitors. The site is also fee-free.

On-street Parking Options

There are two possible parallel parking options within the 1.3km subject site of Progress Drive:

1. Western side of the road (Adventure World side)
2. Eastern side of the road (Bibra Lake side).

Both options would require significant assessment as part of the feasibility study.

The study will need to consider any approvals required from State government agencies, including an environmental impact assessment.

Based on the complexity of the feasibility study and the number of consultants required, it is anticipated that a budget of \$40,000 will be required to complete a feasibility study, inclusive of an environmental impact assessment and community stakeholder consultation.

The feasibility study may take up to 6 months to complete, without considering any delay in providing the Elected Members with a briefing on the options proposed.

Due to the current resourcing and funded projects already underway by the Parking Operations Service Unit, there is no capacity to initiate this project until FY 24.

Accordingly, it is recommended that the cost for the feasibility study be added to the FY 24 draft municipal budget for Council's further consideration.



Strategic Plans/Policy Implications

Local Economy

A sustainable and diverse local economy that attracts increased investment and provides local employment.

- Thriving local commercial centres, local businesses and tourism industry.

Environmental Responsibility

A leader in environmental management that enhances and sustainably manages our local natural areas and resources.

- Protection and enhancement of our natural areas, bushland, parks and open spaces.

Community, Lifestyle & Security

A vibrant healthy, safe, inclusive and connected community.

- Accessible and inclusive community, recreation and cultural services and facilities that enrich our community.

City Growth & Moving Around

A growing City that is easy to move around and provides great places to live.

- An attractive, socially connected and diverse built environment.
- An integrated, accessible and improved transport network.

Listening & Leading

A community focused, sustainable, accountable and progressive organisation.

- High quality and effective community engagement and customer service experiences.

Budget/Financial Implications

Nil

Legal Implications

Nil

Community Consultation

No community consultation has been completed as part of this report.

Risk Management Implications

Paid parking can be a contentious issue if not well considered.

Given the local tourist attractions and ecological importance within the subject site, implementing paid parking without a well-established consultation and communication plan could bring minor reputational and brand risk to Council.



Advice to Proponent(s)/Submitters

N/A

Implications of Section 3.18(3) *Local Government Act 1995*

Nil





 <p>City of Cockburn G.I.S Services Department</p>	<p>Subject Site</p>	<p>PRINTED ON: 31/01/2023</p>	<p>SCALE = 1:4000</p>	 <p>NORTH</p>
		<p><small>DISCLAIMER - The City of Cockburn provides the information contained herein and bears no responsibility or liability whatsoever for any errors, faults, defects or omissions of information contained in this document. Water, Sewer, Street Lighting Power and Water Resource information supplied by the Water Corporation, Alinta Gas, Western Power Corporation and Waters and Rivers Commission, respectively. Dial 1100 before you dig.</small></p>		



17.2 (2023/MINUTE NO 0025) Shark Fishing

Responsible Executive	Chief of Community Services
Author	Head of Community Safety and Ranger Services
Attachments	N/A

Officer Recommendation/Council Decision

MOVED Cr C Reeve-Fowkes SECONDED Cr M Separovich

That Council:

- (1) NOTES a report will be presented to the April 2023 Governance Committee meeting; and
- (2) AUTHORISES the City to write to the relevant Minister seeking an update following the May 2022 correspondence.

CARRIED 10/0**Background**

Cr Corke submitted the following Notice of Motion on 13 January 2023:

That Council REQUESTS a review of City of Cockburn (Local Government Act) Local Laws 2000 clause 3.3 (d) be brought to the April meeting of GovCo that considers the following proposed amendments:

3.3 (d) Prohibited Activities

A person shall not on a reserve, foreshore or beach, fish for sharks by use of:

- wire trace or a monofilament trace exceeding 1mm in diameter
- hooks that exceed a shank length greater than 56mm and a gape greater than 23mm
- a combination or gang of hooks that are joined by threading the point of one through the eye of another
- balloon fishing.

The following must not be used for berley or baiting:

- blood
- bone
- meat
- offal
- animal skin.

If a person hooks a shark or ray inside the mouth the line must be cut as close as is safely possible to the hook and, prior to being landed, the shark or ray must be immediately released.

A person shall not kill or intentionally disfigure a shark and throw it back into the ocean.



A person shall not use a drone for shark spotting or to carry or drop bait when fishing.

Any person found to be in contravention of this local law will be subject to a fine of up to \$500.

Additionally, the use of non-stainless steel circle hooks, wire cutters and suitable gloves is recommended.

It is also recommended that all anglers carry a tool capable of cutting line to ensure quick release.

Once the changes have been endorsed by Council the prescribed process for amending a local law to be immediately commenced.

Reason

In March 2022, while some other local government authorities introduced penalties in their local laws for shark fishing, we unanimously deferred this proposed amendment to our consolidated local laws.

This was because the State Government was 'urgently' reviewing the Fish Resources Management Act 1994 to specifically address the issue of shark fishing.

The only change that the Government has made so far is prohibiting fishing with wire trace, only applies to Port and Leighton beaches.

Meanwhile, shark fishing on our beaches, specifically at Ammunition Jetty, both continues and appears to be increasing.

The number of shark carcasses being mutilated and discarded there, to be found by divers and snorkelers, is extremely concerning.

It is believed that shark fishing from the shore or jetty, in a manner that encourages sharks to hunt and feed in these areas, may be dangerous to swimming and other water-use activities in these locations.

The City is currently undergoing a review of its consolidated local laws but there are a great many laws to be reviewed and it will take a substantial amount of time.

This minor review needs to commence as soon as possible to alleviate both potential risk and suffering.

In 2018 we banned shark fishing in the City of Cockburn.

This was a good decision. Now we need to clearly define exactly what this ban means, remove any confusion regarding prohibited activities, and attach penalties to give our local law force in the interim period prior to the State Government amending the Act.

Submission

N/A



Report

Concurrent to the State government's review of the *Fish Resources Management Act 1994* the City has been reviewing our Consolidated Local Law 2000, which is the City's legal instrument to manage and regulate fishing within the City's jurisdiction.

Due to previous Council decisions, the Consolidated Local Law 2000 is one of several local laws presently under review by the City.

Based on the proposal within this Notice of Motion, the Local Law would require amendment in accordance with the *Local Government Act 1995*.

The process to amend the local law is similar to creating a new local law: public notice would be required for a statutory period of time, then Council would adopt the amendment local law (by absolute majority) and publish the law within the Government Gazette.

After this, the amendment local law will be reviewed by the Joint Standing Committee on Delegated Legislation (JSCDL).

Should the JSCDL disallow the law, the amendment would not be made, and the local law remain as originally drafted (in this case the current Consolidated Local Law 2000).

Local laws being disallowed by the JSCDL is a credible possibility, and as such the process for developing local laws should be carefully considered.

Based on the timeframe of this Notice of Motion and the February 2023 Ordinary Council Meeting, a further review of the proposed amendments has not been finalised, and a future report will be provided to the April 2023 Governance Committee.

In May 2022, the Department of Fisheries Minister responded to the City's request for strengthening shark fishing laws. The Minister indicated that following consultation with Recfishwest, a future response would be provided. To date, the City has not received any further response.

Based on the current review of the Fish Resource Management Act 1994 by the State, City officers recommend further consultation is done with the Minister's office to understand the timeframe and scope of their review.

Understanding the State's direction is vital so that any proposed amendments to the City's local laws would not be inconsistent with possible State legislation changes.

Such an inconstancy would effectively make our local law null in void.



Strategic Plans/Policy ImplicationsEnvironmental Responsibility

A leader in environmental management that enhances and sustainably manages our local natural areas and resources.

- Protection and enhancement of our natural areas, bushland, parks and open spaces.

Community, Lifestyle & Security

A vibrant healthy, safe, inclusive and connected community.

- A safe and healthy community that is socially connected.
- Accessible and inclusive community, recreation and cultural services and facilities that enrich our community.

Listening & Leading

A community focused, sustainable, accountable, and progressive organisation.

- Best practice Governance, partnerships and value for money.

Budget/Financial Implications

N/A

Legal Implications

Creating and amending Local Laws is outlined within section 3.12 of the *Local Government Act 1995*.

Procedurally, within the City of Cockburn, the Governance Committee is responsible for overseeing the development and review of Local Laws for consideration by Council.

Community Consultation

N/A

Risk Management Implications

Based on the officer recommendation, this item attracts a 'low' brand and reputational risk to Council.

Advice to Proponent(s)/Submitters

N/A

Implications of Section 3.18(3) *Local Government Act 1995*

Nil



18. Notices Of Motion Given At The Meeting For Consideration At Next Meeting

Nil

19. New Business of an Urgent Nature Introduced by Members or Officers

Nil

20. Matters to be Noted for Investigation, Without Debate

Nil

21. Confidential Business

Nil



8.25pm Cr Eva departed the meeting.

(2023/MINUTE NO 0026) Meeting to Proceed Behind Closed Doors

Council Decision

MOVED Cr M Separovich SECONDED Cr C Stone

That, pursuant to Section 5.23(2)(a) of the *Local Government Act 1995*, the Council meeting proceeds behind closed doors to consider the Confidential Attachment to Item 14.1.2, the time being 8.26pm.

CARRIED 6/3

For: Mayor L Howlett, Deputy Mayor T Widenbar, Cr T Dewan, Cr C Reeve-Fowkes, Cr M Separovich and Cr C Stone

Against: Cr K Allen, Cr Kirkwood, Cr P Corke

8.27pm Cr Eva returned to the meeting.

(2023/MINUTE NO 0027) Reopen Meeting to Public

Council Decision

MOVED Cr P Corke SECONDED Cr K Allen

That Council reopen the meeting to the public, the time being 8.30pm.

CARRIED 10/0



22. (2023/MINUTE NO 0028) Resolution of Compliance

Council Decision

MOVED Cr C Stone SECONDED Cr T Dewan

That Council is satisfied that resolutions carried at this Meeting and applicable to items concerning Council provided services and facilities, are:-

- (1) integrated and co-ordinated, so far as practicable, with any provided by the Commonwealth, the State or any public body;
- (2) not duplicated, to an extent Council considers inappropriate, services or facilities as provided by the Commonwealth, the State or any other body or person, whether public or private; and
- (3) managed efficiently and effectively.

CARRIED 10/0

23. Closure of Meeting

Prior to closing the meeting, Mayor Howlett advised that Cr Lara Kirkwood, after resigning from Council, was attending her last meeting as a Councillor of the City of Cockburn. Mayor Howlett took the opportunity to acknowledge and thank Cr Kirkwood for the contributions she has made to the City during her time as a Councillor. Cr Kirkwood was first elected to Council at an Extraordinary Election in May 2018 and re-elected for a four year term in October 2019.

Cr Kirkwood spoke of the great privilege it had been to represent Cockburn, including two years as Deputy Mayor, and also the privilege of working beside Mayor Howlett, and thanked him for showing her the true meaning of service to the community.

Cr Kirkwood thanked her fellow Elected Members, the City's Executive and teams, residents who welcomed her into their homes and shared their stories, and her family and friends, for their support.

Cr Kirkwood is proud to call Cockburn home - the absolute best place to be.

The Presiding Member closed the meeting at 8.37pm.

