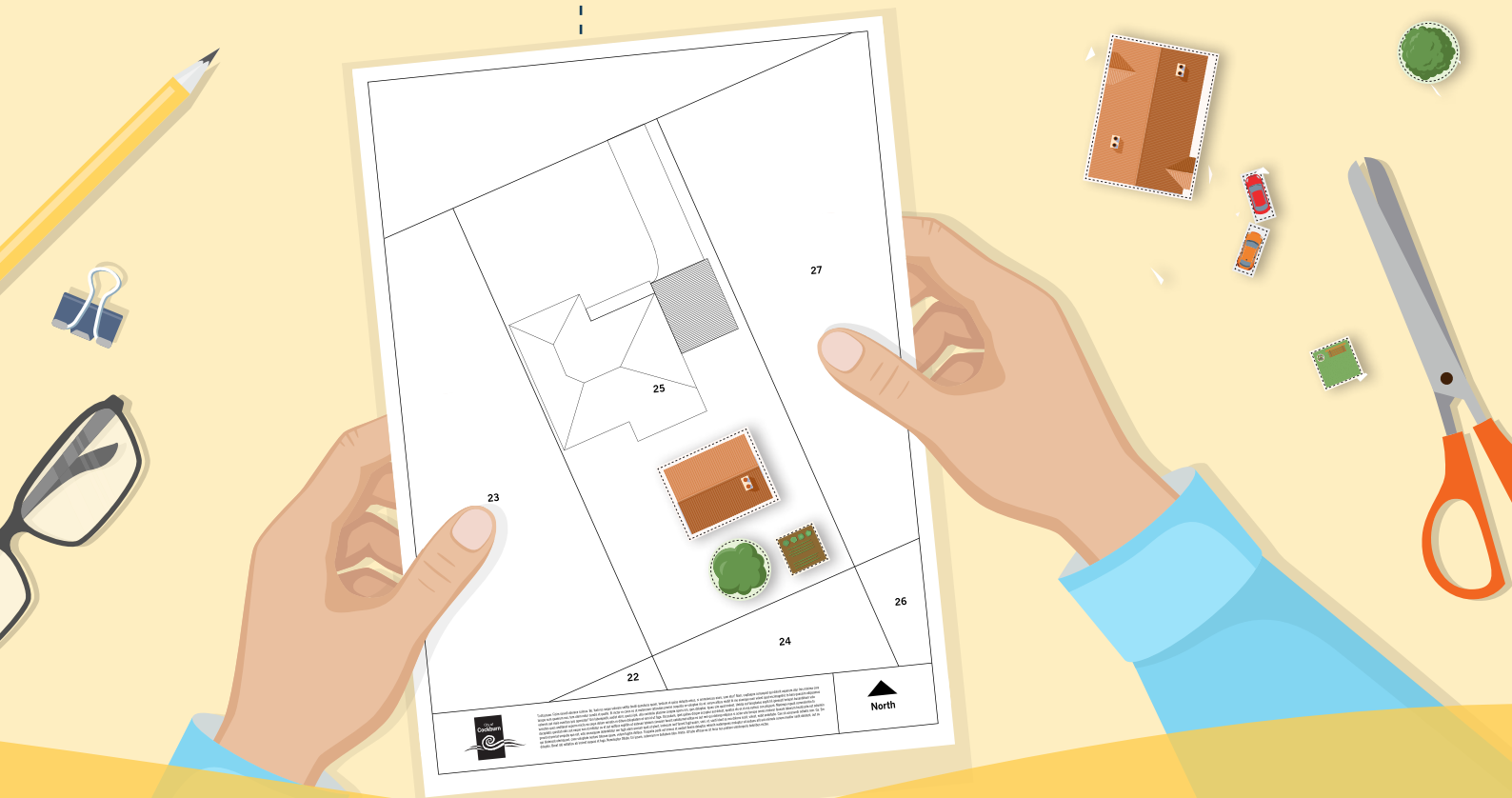


# City of Cockburn Designing My Best Home

# DIY DESIGN KIT







As we grow older our housing needs change and the traditional family home may no longer be suitable. What worked with a family may no longer be functional or required for your changing circumstances.

There are many options to explore including who you will live with and what type of home will best suit your needs. The earlier you start exploring your options, the easier it will be for you and your family to help transition you into your new living arrangements.

## How can the DIY design kit help me?

The DIY design kit aims to encourage you to:

-  Have a conversation with family and/or friends about the future and your potential housing requirements
-  Have fun using our kit and looking at potential design options for your land and home
-  Encourage an early conversation with our planning team who can provide you with some great ideas and information to make the process less daunting
-  Keep you in your existing suburb if that's what you want.

## How to use the design kit

### STEP 1

The first step is to contact us to get an aerial photo (birds eye view of your lot) so you can start planning specific to your property. Our Strategic Planners can arrange this for you in 5 minutes over the phone by calling 08 9411 3444. We can post it to you or you can come and pick it up.

### STEP 2

Consider the questions on page 3. You might find it helpful to arrange a catch up with family or a friend to discuss these questions and consider your options into the future.

### STEP 3

You are now ready to have some fun! On page 5 is a number of cut outs of different elements to help plan your future home/changes to your home/property. Cut out these pieces and use the aerial we provided you as a base. To help you on your way have a look at our example on page 4.



**Before you begin using your DIY Design Kit consider these questions:**

1. Give some consideration of how you might live in the future. Will you:
  - a. Live on your own?
  - b. Live with someone familiar to you? (A friend or spouse for example)
  - c. Share your home with a housemate?
  - d. Live with family members of more than one generation?
2. Now that you have thought about your ideas for living arrangements what kind of home is likely to best provide for your needs? Common options for right sizers in older suburbs in Cockburn include:
  - a. Modifying or extending your own home internally to make it more accessible and age friendly. This option might be sought after to help accommodate a housemate or carer for example.
  - b. A smaller home (like a granny flat) in your front or backyard depending on the space you have available;
  - c. Building a new home (family size) if you have sufficient space in addition to your existing home.

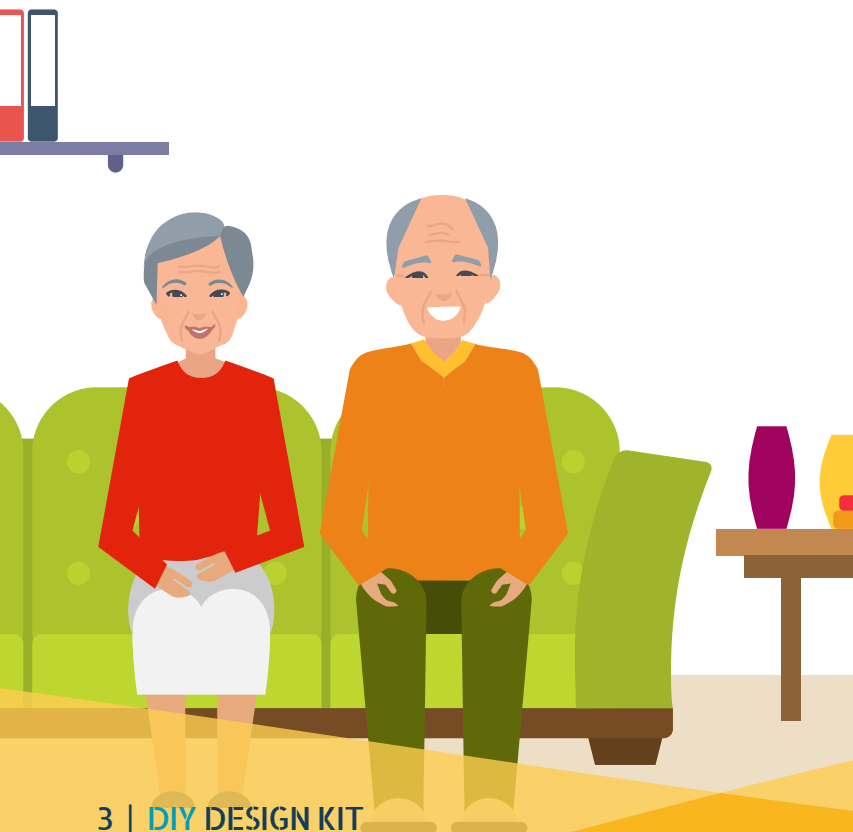
## CONVERSATION STARTER

When considering this question consider what you see as the benefits of each option including sharing costs versus having your own space. Maybe you could have both if that is what is important to you?

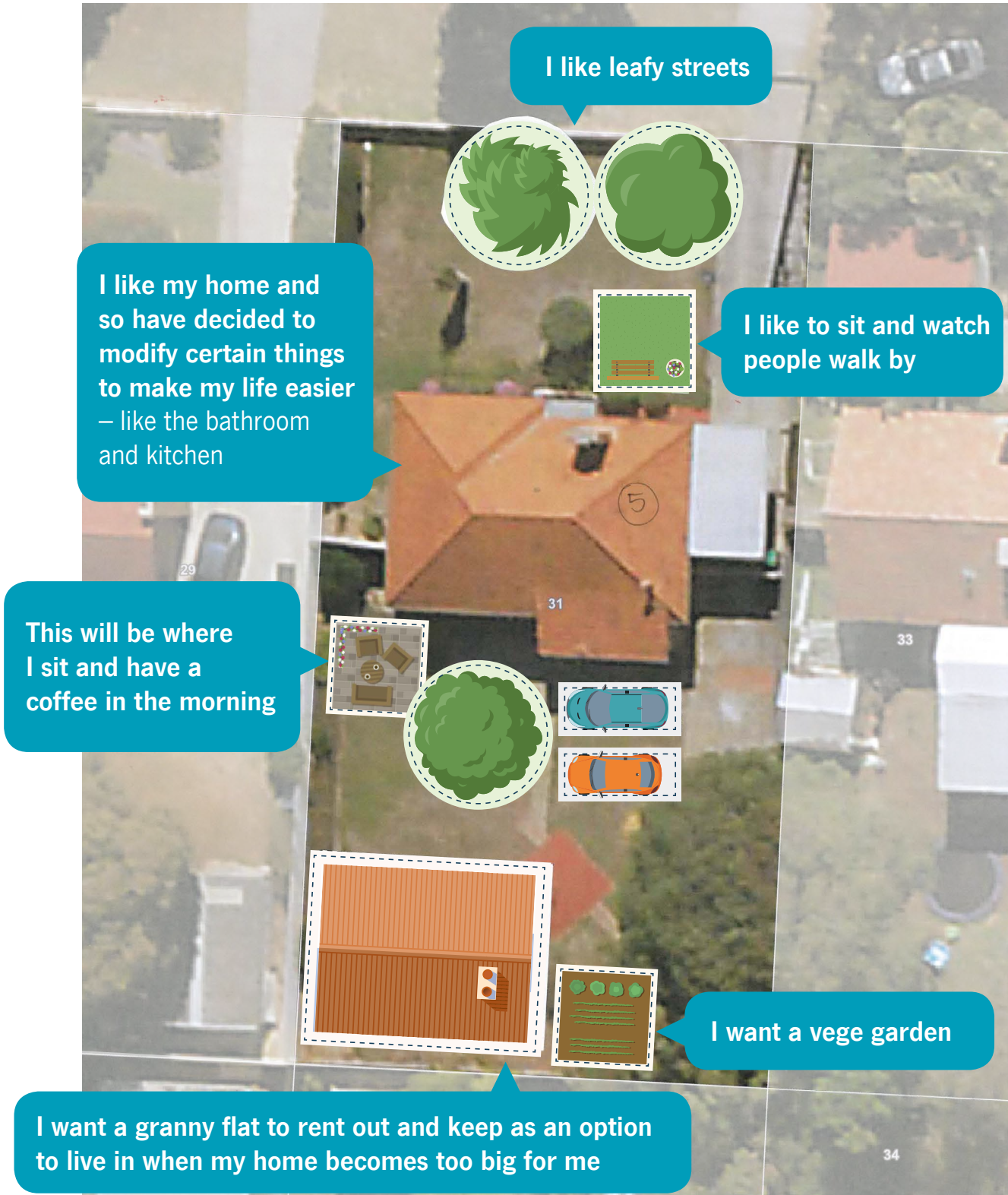
## CONVERSATION STARTER

When considering which option is the one for you, consider:

- Cost advantages.
- How each option could suit your needs. For example do one of these living options create an opportunity to be more social or ensure someone is close by when needed?
- How you might reduce any disruption to transition into a new living arrangement – who could help you?



Our example



I want a granny flat to rent out and keep as an option to live in when my home becomes too big for me

This will be where I sit and have a coffee in the morning

I like my home and so have decided to modify certain things to make my life easier - like the bathroom and kitchen



I like leafy streets

I like to sit and watch people walk by

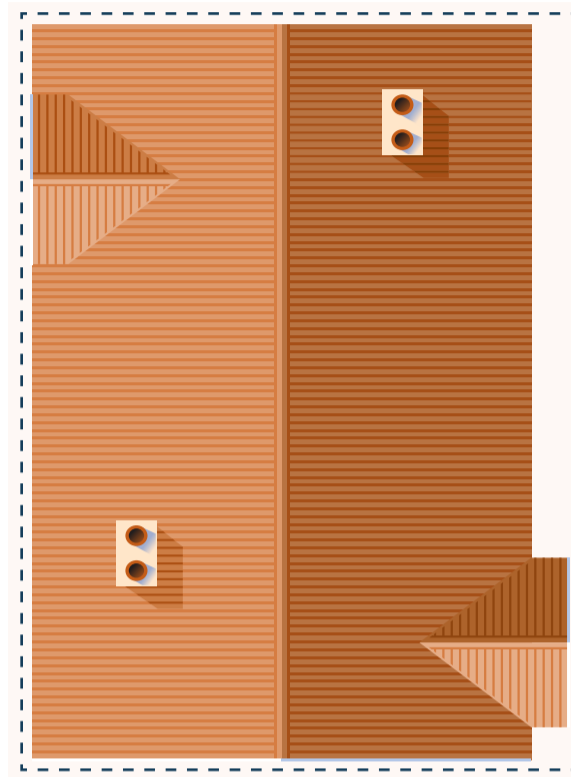
I want a vege garden

# Designing My Best Home

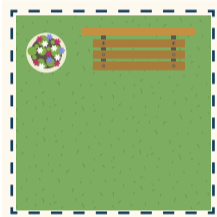
# DIY DESIGN KIT




Granny flat




New family home



A place to sit in the sun




Vegetable garden




Vegetable garden



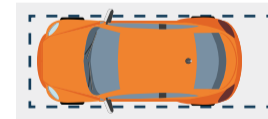
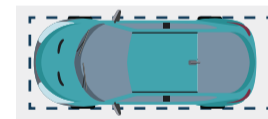
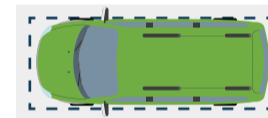
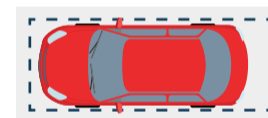
A space to share with my new neighbour



Vegetable garden



Vegetable garden



Blank



Blank



Blank



trees